

TG5000E Tub Grinder

Parts Manual



Publish Date Fri, 14 Aug 2020
Serial No.
Order No. 105400YLD



Vermeer

EQUIPPED TO
DO MORE.

Provided for Free by Trenchwell.com
Shop Aftermarket Parts

HOW TO USE THE MANUAL

This manual contains illustrations and parts lists of components and assemblies which make up the machine. Each page consists of the name of the assembly or component, a figure number, reference numbers, part numbers, part names, and the quantities of the parts used.

Assembly or component name helps identify the illustration and parts list for each figure. This name also helps locate the general area of the machine where the assembly or component can be located.

Figure numbers are used to identify each assembly or component and to group these assemblies or components into major categories.

Reference numbers shown in a column refer to the numbered parts in the illustration. This ties the part in the illustration to the part number and description in the parts list.

Part numbers are used to identify individual parts or part assemblies.

Part descriptions provide the name of the part, plus additional information such as dimensional specifications and what parts are grouped together to form part assemblies, which helps you identify the part(s).

Quantities listed for each figure are only for that assembly or component and not the total used per machine.

This parts manual is not intended to be a complete guide for machine service or repairs. Contact your Vermeer dealer for any of your service or technical requirements.

ORDERING PARTS

Parts for repair or replacement are available through our network of authorized dealers located throughout the world.

Use only authorized Vermeer parts for repair or replacement. Always give the serial number and

model number of the machine for which parts are being ordered. When ordering parts for component(s), which are not manufactured by Vermeer Corporation, also give the serial number of that component(s). Order all parts by part number, part name, and quantity needed.

UPDATING AND REORDERING MANUALS

The parts lists, illustrations, and specifications in this manual are based on the latest information available at time of publication. Your machine may have product improvements and options not yet contained in this manual.

Vermeer Corporation reserves the right to make changes at any time without notice or obligation to you.

Your dealer will receive notice of these changes and can assist you with accurate parts identification when ordering.

A copy of this manual is supplied with each machine. Additional copies are available through your dealer. When ordering additional manuals, use the reorder number listed on the front cover and the quantity needed.

NOTICE TO OWNER

Replacement manuals are free of charge by registering your **used** Vermeer machine. Your machine's Operator's, Maintenance and Parts Manuals may be available online at www.myvermeer.com. For questions about online or printed manuals, or to register a used machine, contact the Customer Data Department by telephone: 800-829-0051 or 641-628-3141; email: dataanalytics@vermeer.com; internet: www.vermeer.com or www.myvermeer.com; or, letter: Customer Data Dept., Vermeer Corporation, PO Box 200, Pella IA 50219 USA.

Provided for Free by Trenchwell.com
Shop Aftermarket Parts

Resource Library & Decals - Section 01

Resource Library	01-01
Decals- Safety (1 of 5)	01-02
Decals- Safety (2 of 5)	01-03
Decals- Safety (3 of 5)	01-04
Decals- Safety (4 of 5)	01-05
Decals- Safety (5 of 5)	01-06
Decals- Controls	01-07
Decals- Miscellaneous (1 of 3)	01-08
Decals- Miscellaneous (2 of 3)	01-09
Decals- Miscellaneous (3 of 3)	01-10
Decals- Cosmetic	01-11
Decals- Remote	01-12
Decals- No Text (1 of 2)	01-13
Decals- No Text (2 of 2)	01-14

Mainframe - Section 02

Frame	02-01
Falling Object Canopy	02-02
Control Panel Doors	02-03
Skid	02-04
Skid- Loader (SN104-104)	02-05
Skid- Loader (SN 105-)	02-05R01

Tub Table - Section 03

Tub Table	03-01
Deflector	03-02
Bio Mill Deflector	03-03
Tub Guide & Carrier Roller	03-04
Thrown Object Restraint System & Pivot	03-05
Support Post- Front Cover	03-06
Support Post- Rear Cover	03-07

Mill - Section 04

Mill Motor & Subframe- 480V/60Hz	04-01
Mill Motor & Subframe- 380V/60 Hz IEC	04-02
Mill Motor & Subframe- NEMA	04-03
Motor- Pump Drive 60 HP	04-04
Pump Drive- 380V/ 50Hz IEC	04-05
Mill Sensor	04-06
Mill Speed Sensor	04-07

Provided for Free by Trenchwell.com
Shop Aftermarket Parts

Table of Contents

TG5000E (SN 104-)

Cooling Fan Drive- 460V/ 60Hz	04-08
Cooling Fan Drive- 380V/ 50Hz IEC (SN 104 - 104)	04-09
Cooling Fan Drive (SN 105-)	04-09R01
Cooling Fan Shroud	04-10
Cover- Screen Box	04-11
Lift Frame & Doors	04-12
Top Shield	04-13

Driveline - Section 05

Driveline- 500 HP 60 Hz	05-01
Breakdown- Driveshaft	05-01T01
Driveline- IEC	05-02
Driveline- NEMA	05-03

Drum - Section 06

Millbox	06-01
Duplex Drum	06-02
Duplex Drum- Hardfaced	06-02X01
Hammermill Screens	06-03
Breakdown- 10 Row Knife	06-03T01
Breakdown- Drum Knife	06-03T02
Baffle Screens	06-03X01
Special Tools (SN 104)	06-04
Special Tools (SN 105-)	06-04R01
Special Tools- Duplex Drum	06-04X01
Hardfaced Hammers & Tips- 2" Wide (SN 104)	06-05
Hardfaced Hammers & Tips- 2" Wide (SN 105-)	06-05R01
Hardfaced Offset Hammers & Tips- 3" Wide Bio (SN 104)	06-06
Hardfaced Offset Hammers & Tips- 3" Wide Bio (SN 105-)	06-06R01
Hardfaced Hammers & Tips- 3" Wide	06-07
Bio Screen Mill Package	06-08
Bio Screens	06-09

Electrical Main - Section 07

Control Panel	07-01
Control Panel Switches/ Gauges	07-02
Control Panel Components	07-03
Beacon & Horn (SN 104)	07-04
Beacon & Horn (SN 105-)	07-04R01
Radio Remote	07-05
Harness- Valve Bank	07-06
Harness- Frame	07-07

Provided for Free by Trenchwell.com
Shop Aftermarket Parts

Harness- Panel	07-08
Harness- Console	07-09
Harness- Safety	07-10
Harness- Main to Motor	07-11
Harness- Tub	07-12
Harness- Interface	07-13
Harness- Non Loader Jumper	07-14
Tub Table Position Switch	07-15
Panel- 500HP 480V VFD	07-16
Panel- 500HP 480V 60Hz with Loader	07-17
Conveyor - Section 08	
Conveyor- Belly	08-01
Conveyor- Middle	08-02
Conveyor- Upper	08-03
Conveyor Flashing	08-04
Standard Drive Pulley	08-05
Magnetic Drive Pulley	08-06
Hydraulics Main - Section 09	
Hoses- Tub Drive	09-01
Hoses- Conveyor/Tub Tilt	09-02
Hydraulic Oil Tank	09-03
Breakdown- Hydraulic Oil Tank	09-03T01
Hydraulic Cooler	09-04
Pump- Conveyor/Tub	09-05
Breakdown Pump	09-05T01
Motor- Conveyor Drive	09-06
Breakdown- Conveyor Drive Motor	09-06T01
Motor- Tub Drive	09-07
Breakdown- Tub Drive Motor	09-07T01
Pump- Conveyor/Tub 50Hz	09-08
Valve- Auxiliary/Conveyor	09-09
Breakdown- Auxiliary/Conveyor Valve	09-09T01
Valve- Thermal By-Pass	09-10
Cylinder- Tub Drive Chain Tension	09-11
Cylinder- Tub Table Lift	09-12
Breakdown- Tub Table Lift Cylinder	09-12T01
Cylinder- Conveyor Lift	09-13
Cylinder- Conveyor Fold (SN 104-106)	09-14
Breakdown- Conveyor Fold Cylinder	09-14T01

Provided for Free by Trenchwell.com
Shop Aftermarket Parts

Cylinder- Conveyor Fold (SN 107-)	09-14R01
Cylinder- Tub Cover Swing (SN 104 - 104)	09-15
Cylinder- Tub Cover Swing (SN 105 -)	09-15R01
Cover- Front Support Post Hydraulic	09-16
Rear Support Post- Hydraulic	09-17
Valve- Tub Drive	09-18
Breakdown- Tub Drive Valve	09-18T01
Hoses- Tub Cover	09-19
Hydraulic Gauges	09-20
Safety	09-21
Hose Clamps - Section 10	
Hose Clamps- Frame	10-01
Hose Clamps- Lower Conveyor	10-02
Hose Clamps- Upper Conveyor	10-03
Hose Clamps- Tub Table	10-04
Hose Clamps- Engine Subframe	10-05
Hose Clamps- Loader	10-06
Hydraulics Loader - Section 11	
Hoses- Loader Pump	11-01
Hoses- Loader System	11-02
Hoses- Loader Grapple	11-03
Hoses- Loader Cylinders	11-04
Hoses- Loader Steel Lines	11-05
Hoses- Loader Cab/Swing	11-06
Grease Lines- Loader	11-07
Pump- Loader	11-08
Breakdown Pump-Hydraulic	11-08T01
Valve- Loader Control	11-09
Breakdown- Loader Control Valve	11-09T01
Motor- Loader Swing	11-10
Breakdown- Loader Swing Motor	11-10T01
Breakdown- Planetary	11-10T02
Cylinder- Boom	11-11
Breakdown- Boom Cylinder	11-11T01
Cylinder- Stick	11-12
Breakdown- Stick Cylinder	11-12T01
Cylinder- Cab Lift	11-13
Breakdown- Cab Lift Cylinder	11-13T01
Grapple Rotator	11-14

Provided for Free by Trenchwell.com
Shop Aftermarket Parts

Table of Contents

TG5000E (SN 104-)

Breakdown- Grapple Rotator	11-14T01
Cylinders- Spork Grapple	11-15
Breakdown- Spork Grapple Cylinder	11-15T01
Valve- Loader Grease	11-16
Valve- SSV10 Grease Divider	11-16T01

Loader Cab - Section 12

Loader Hitch (SN 104-104)	12-01
Loader Hitch (SN 105-)	12-01R01
Loader Mast & Cab Platform	12-02
Loader Boom & Stick	12-03
Deck- Lower Left	12-04
Deck- Lower Right	12-05
Handrails & Ladder	12-06
Cab (SN 104-104)	12-07
Cab (105 -)	12-07R01
Cab Door	12-08
Cab Window	12-09
Front Intrusion Guard	12-10
Cab Bulkhead	12-11
Seat	12-12
Cab Interior	12-13
Multi-Tine High Capacity Grapple	12-14

Electrical Loader - Section 13

Cab Control Panel	13-01
Cab Radio	13-02
Window Wiper	13-03
Harness- Loader Valve	13-04
Harness- Cab Console	13-05
Harness- Pedestal	13-06
Harness- Cab Main	13-07
Loader Power Supply Panel	13-08
Loader Pump Drive- 440-480V/60Hz	13-09
Harness- HVAC	13-10


Air Conditioner & Heater - Section 14

Air Conditioner Compressor	14-01
Heater- 460V 60Hz	14-02
Condenser/Receiver	14-03
Air Conditioner & Heater	14-04
Hoses- Air Conditioner	14-05

Provided for Free by Trenchwell.com
Shop Aftermarket Parts

Provided for Free by Trenchwell.com
Shop Aftermarket Parts

Resource Library & Decals



Provided for Free by TroyChewell.com
Shop Aftermarket Parts

Resource Library & Decals

Resource Library	Fig 01-01
Decals- Safety (1 of 5)	Fig 01-02
Decals- Safety (2 of 5)	Fig 01-03
Decals- Safety (3 of 5)	Fig 01-04
Decals- Safety (4 of 5)	Fig 01-05
Decals- Safety (5 of 5)	Fig 01-06
Decals- Controls	Fig 01-07
Decals- Miscellaneous (1 of 3)	Fig 01-08
Decals- Miscellaneous (2 of 3)	Fig 01-09
Decals- Miscellaneous (3 of 3)	Fig 01-10
Decals- Cosmetic	Fig 01-11
Decals- Remote	Fig 01-12
Decals- No Text (1 of 2)	Fig 01-13
Decals- No Text (2 of 2)	Fig 01-14

Provided for Free by Trenchwell.com
 Shop Aftermarket Parts

Resource Library

Fig 01-01

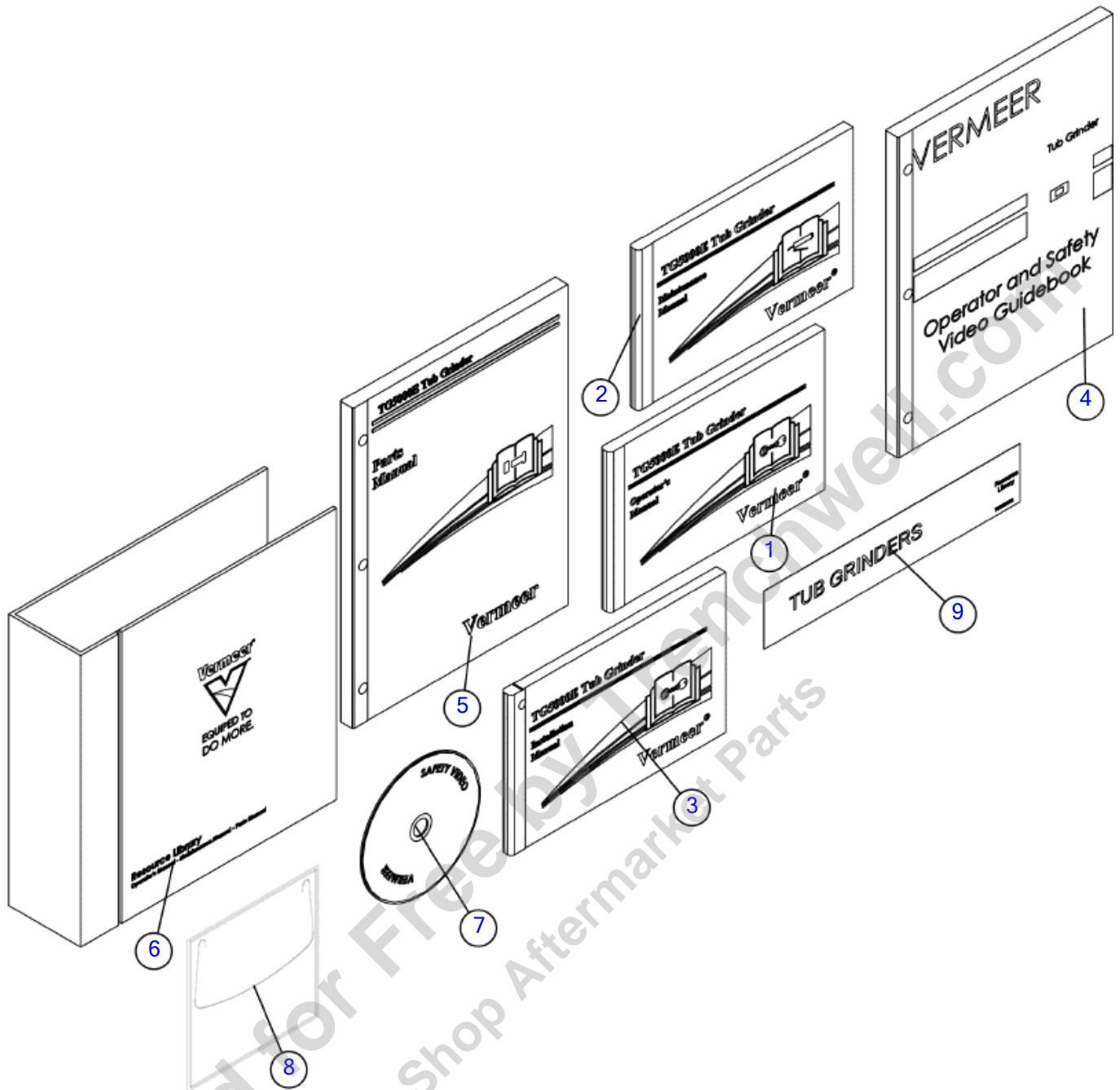


Illustration No. 163757786- Not For Ordering

Resource Library

Fig 01-01

REF NO.	PART NO.	DESCRIPTION	QTY.	REMARKS
1	105400CT0	OM-TG5000E (EN) 2ND ED S/N 103-	1	
2	105400CT2	MM-TG5000E (EN) 2ND ED S/N 103-	1	
3	105400CU9	TG5000E INSTALLATION MANUAL 1ST ED.	1	
4	105400T39	TUBGRINDER VIDEO GUIDE BOOK	1	
5	105400YLD	TG5000E PARTS MANUAL	1	
6	144144001	NOTEBOOK BINDER - 2"-3"	1	
7	180010740	TG OPERATIONS & SAFETY -NTSC/DVD	1	
8	180010788	DVD - HOLDER (DOUBLE)	1	
9	7000A692	DECAL-RESOURCE LIBRARY TG	1	

Provided for Free by Trenchwell.com
Shop Aftermarket Parts

Decals- Safety (1 of 5)

Fig 01-02

1

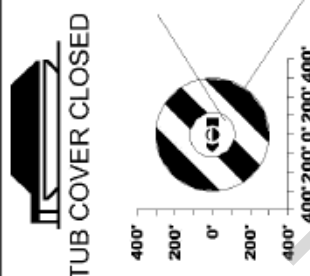
WARNING

THROWN AND FALLING OBJECTS CAN CAUSE INJURY.

- Locate tub grinder away from populated and traveled areas.
- PROHIBITED MATERIAL** throws farther. Do not grind material such as steel, stone, concrete, heavy plastics, tires, etc.
- Grind only **PERMITTED MATERIAL**. See Operator's Manual.
- Close tub cover before grinding. See Operator's Manual for conditions which permit grinding with cover open.
- Keep tub as full as practical to help contain thrown objects.
- Use special loading procedures at start-up and when emptying tub. See Operator's Manual.
- Place "Thrown Object Zone" perimeter cones where visible to approaching unauthorized persons.
- Extend and lock falling object canopy over control station.
- Wear hard hat and eye protection.
- Operators of all loading and hauling equipment must be in an enclosed cab. Other personnel must stay under falling object canopy or stay out of the "Thrown Object Zone" during grinding.
- Do not hand-feed material into tub.

7000D273

TUB COVER CLOSED



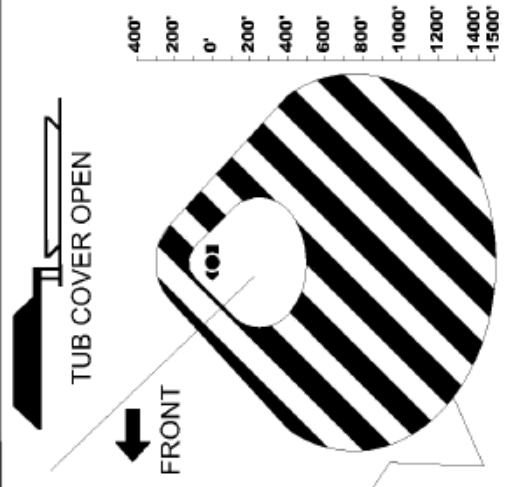
400' 200' 0' 200' 400'

NORMAL OPERATION MODE

Permitted Material

Prohibited Material

TUB COVER OPEN



400' 200' 0' 200' 400' 600' 800' 1000' 1200' 1400' 1500'

CONDITIONAL OPERATION MODE

1000' 800' 600' 400' 200' 0' 200' 400' 600' 800' 1000'

ILLUSTRATION NO. 163757786_2 - Not For Ordering

01-02

Decals- Safety (1 of 5)

Fig 01-02

REF NO.	PART NO.	DESCRIPTION	QTY.	REMARKS
1	7000D273	DECAL - WARNING TOZ	1	

Provided for Free by Trenchwell.com
Shop Aftermarket Parts

Decals- Safety (2 of 5)


Fig 01-03




1



2



3



4



5



Decals- Safety (2 of 5)

Fig 01-03

REF NO.	PART NO.	DESCRIPTION	QTY.	REMARKS
1	7000A805	DECAL - DANGER ELECTRO HAZARD	6	
2	7000B423	DECAL - DANGER	2	
3	7000F218	DECAL-WARNING	1	
4	70000983	DECAL-DANGER	1	
5	70000044	DECAL - WARNING	1	

Provided for Free by Trenchwell.com
Shop Aftermarket Parts

Decals- Safety (3 of 5)

Fig 01-04

1 **WARNING**
Thrown objects

2 **WARNING**
Rotating tub behind cover can cut off fingers.
Keep hands away from rotating tub.

3 **WARNING**
Thrown objects area
Stay away

4 **WARNING**
Entanglement can cause injury.
Keep hands away. Keep guards in place.

5 **WARNING**
Falling load can crush.
Do not swing load over people.

6 **WARNING**
Safety message
Read Operator's Manual.

7 **WARNING**
No clearance. Moving crane can crush.
Stay off platform during operation.

8 **WARNING**
Stay off of platform during operation.

9 **WARNING**
Hot fluid under pressure can scald.
Allow to cool before opening.

10 **WARNING**
Keep door closed during operation.

11 **DANGER**
High voltage. Electrocution possible.
Entry by authorized personnel only.
480V 60Hz

ILLUSTRATION NO. 163757786_4-Not For Ordering

Decals- Safety (3 of 5)

Fig 01-04

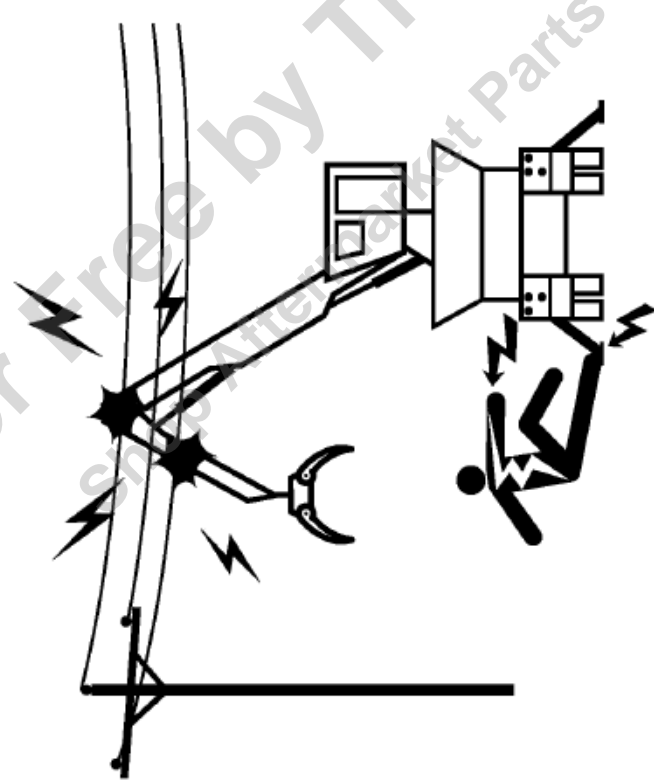
REF NO.	PART NO.	DESCRIPTION	QTY.	REMARKS
1	7000A675	DECAL-WARNING	2	
2	7000D454	DECAL - CLEANOUT COVER	1	
3	7000A676	DECAL-WARNING	4	
4	70000793	DECAL-WARNING	10	
5	7000A338	DECAL - WARNING	1	
6	7000A391	DECAL-WARNING	1	
7	7000A379	DECAL-WARNING	1	
8	7000A380	DECAL-WARNING	1	
9	2326315	DECAL WARNING	1	
10	7000A347	DECAL - WARNING	1	
11	7000F245	DECAL - DANGER, HIGH VOLTAGE	1	

Provided for Free by Trenchwell.com
Shop Aftermarket Parts

Decals- Safety (4 of 5)

Fig 01-05

DANGER



ELECTROCUTION HAZARD
THIS CRANE IS NOT INSULATED
DEATH OR SERIOUS INJURY
WILL RESULT FROM CONTACT
OR INADEQUATE CLEARANCE

Maintain safe clearance from electrical lines. allow for boom, load and electrical line swaying.

This crane does not provide protection from contact with or proximity to an electrically charged conductor.

Maintain a clearance of at least 10 feet between any part of the crane or load and any electrical line carrying up to 50,000 volts (50 kV).

NOMINAL VOLTAGE, kV (Phase to Phase)	MINIMUM REQUIRED DISTANCE
to 50	10 feet
Over 50 to 200	15 feet
Over 200 to 350	20 feet
Over 350 to 500	25 feet
Over 500 to 750	35 feet
Over 750 to 1000	45 feet
	7000A-361

ILLUSTRATION NO. 163757786_5-Not For Ordering

Decals- Safety (4 of 5)

Fig 01-05

REF NO.	PART NO.	DESCRIPTION	QTY.	REMARKS
1	7000A361	DECAL-DANGER	1	

Provided for Free by Trenchwell.com
 Shop Aftermarket Parts

Decals- Safety (5 of 5)

Fig 01-06



ILLUSTRATION NO. 163757786_6-Not For Ordering

Decals- Safety (5 of 5)

Fig 01-06

REF NO.	PART NO.	DESCRIPTION	QTY.	REMARKS
1	7000A349	DECAL-DANGER	1	
2	7000A350	DECAL-DANGER	1	
3	7000A351	DECAL-DANGER	1	
4	7000A352	DECAL-DANGER	1	

Provided for Free by Trenchwell.com
Shop Aftermarket Parts

Decals- Controls

Fig 01-07

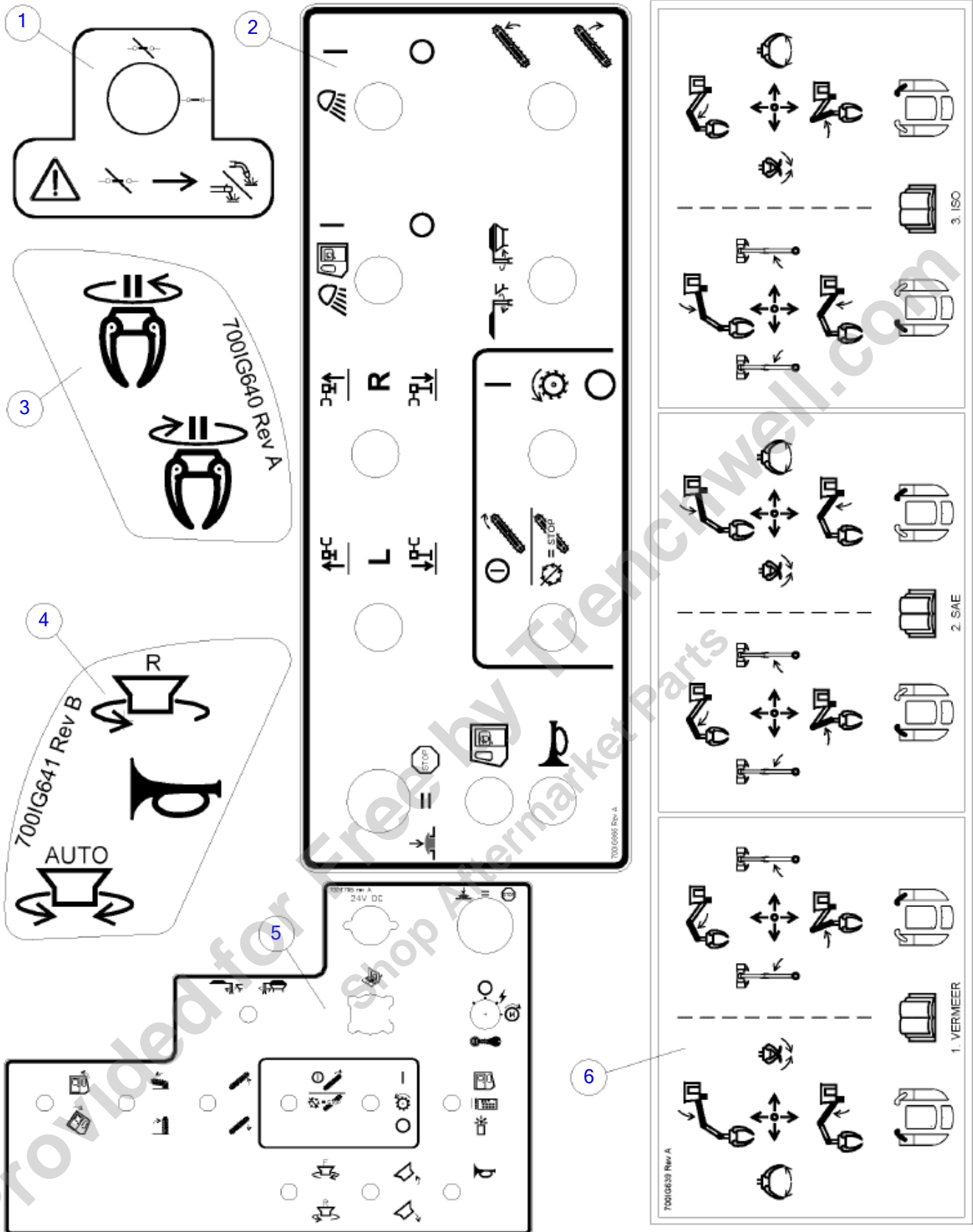


ILLUSTRATION NO. 163757786_7-Not For Ordering

Decals- Controls

Fig 01-07

REF NO.	PART NO.	DESCRIPTION	QTY.	REMARKS
1	700IF836	DECAL-POWER DISCONNECT	1	
2	700IG995	DECAL-CAB CONSOLE OVERLAY	1	
3	700IG640	DECAL-CONTROL, LH JOYSTICK	1	
4	700IG641	DECAL-CONTROL, RH JOYSTICK	1	
5	700IF795	DECAL-TG5000E CONTROL PANEL	1	
6	700IG639	DECAL-CONTROL, LOADER	1	

Provided for Free by Trenchwell.com
Shop Aftermarket Parts

Decals- Miscellaneous (1 of 3)

Fig 01-08

1

NOTICE

700G0431 Rev A

IMPROPER LIFTING OR TIEDOWNS CAN ALLOW LOAD TO SHIFT AND CAUSE INJURY AND DAMAGE

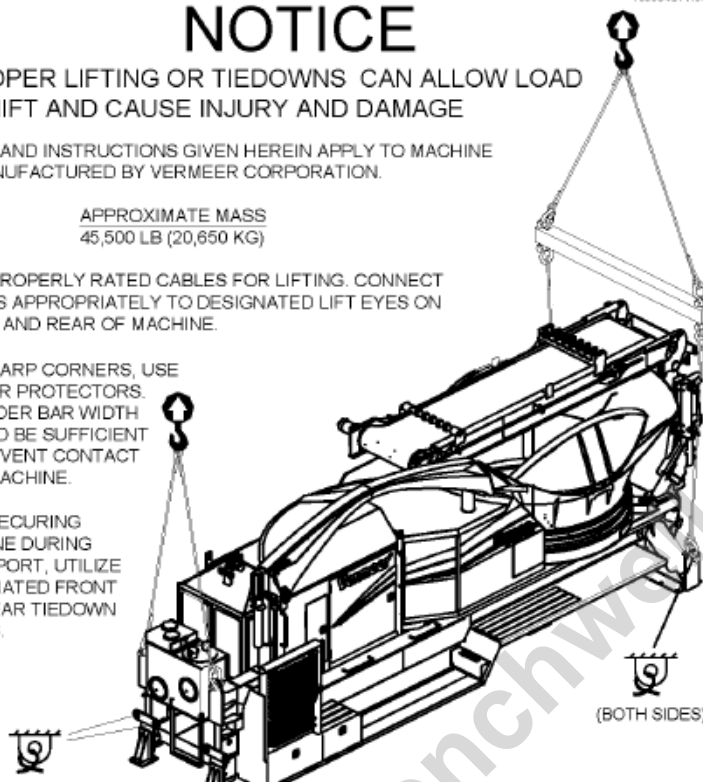
1. MASS AND INSTRUCTIONS GIVEN HEREIN APPLY TO MACHINE AS MANUFACTURED BY VERMEER CORPORATION.

APPROXIMATE MASS
45,500 LB (20,650 KG)

2. USE PROPERLY RATED CABLES FOR LIFTING. CONNECT CABLES APPROPRIATELY TO DESIGNATED LIFT EYES ON FRONT AND REAR OF MACHINE.

3. ON SHARP CORNERS, USE CORNER PROTECTORS. SPREADER BAR WIDTH SHOULD BE SUFFICIENT TO PREVENT CONTACT WITH MACHINE.

4. FOR SECURING MACHINE DURING TRANSPORT, UTILIZE DESIGNATED FRONT AND REAR TIEDOWN POINTS.



(BOTH SIDES)

(BOTH SIDES)

The diagram shows a side view of a Vermeer machine with a spreader bar and cables attached to lift eyes on the front and rear. Tiedown points are indicated on both sides of the front and rear.

2

NOTICE

700H010 Rev A

IMPROPER LIFTING OR TIEDOWNS CAN ALLOW LOAD TO SHIFT AND CAUSE INJURY AND DAMAGE

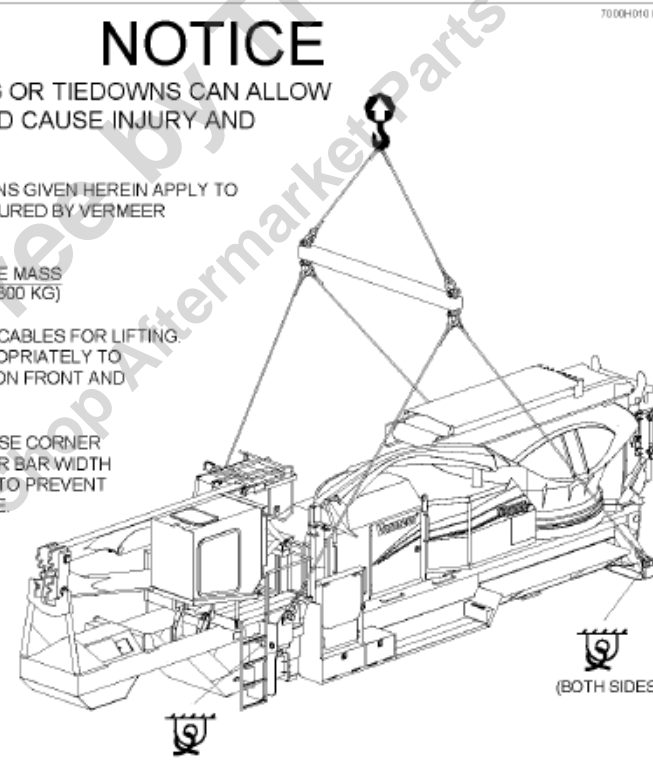
1. MASS AND INSTRUCTIONS GIVEN HEREIN APPLY TO MACHINE AS MANUFACTURED BY VERMEER CORPORATION.

APPROXIMATE MASS
68,000 LB (30,600 KG)

2. USE PROPERLY RATED CABLES FOR LIFTING. CONNECT CABLES APPROPRIATELY TO DESIGNATED LIFT EYES ON FRONT AND REAR OF MACHINE.

3. ON SHARP CORNERS, USE CORNER PROTECTORS. SPREADER BAR WIDTH SHOULD BE SUFFICIENT TO PREVENT CONTACT WITH MACHINE.

4. FOR SECURING MACHINE DURING TRANSPORT, UTILIZE DESIGNATED FRONT AND REAR TIEDOWN POINTS.



(BOTH SIDES)

(BOTH SIDES)

The diagram shows a side view of a Vermeer machine with a spreader bar and cables attached to lift eyes on the front and rear. Tiedown points are indicated on both sides of the front and rear.

ILLUSTRATION NO. 163757786_8-Not For Ordering

Decals- Miscellaneous (1 of 3)

Fig 01-08

REF NO.	PART NO.	DESCRIPTION	QTY.	REMARKS
1	7000G431	DECAL-TG5000E RIGGING	2	
2	7000H010	DECAL-TG5000E W/LOADER RIGGING	1	

Provided for Free by Trenchwell.com
Shop Aftermarket Parts

Decals- Miscellaneous (2 of 3)

Fig 01-09

Notice • Mitteilung • Avis • Aviso • Aviso

NOTICE TO OWNER – Replacement manuals are free of charge by registering your used Vermeer machine. Your machine's Operator's, Maintenance and Parts Manuals may be available online at www.myvermeer.com. For questions about online or printed manuals, or to register a used machine, contact the Customer Data Department by telephone: 800-828-0051 or 841-628-3141; email: customerdata@vermeer.com; internet: www.vermeer.com or www.myvermeer.com; or letter: Customer Data Dept., Vermeer Corporation, PO Box 200, Pella IA 50219 USA

MITTEILUNG AN DEN EIGENTÜMER: Ersatzhandbücher sind bei der Registrierung einer Gebrauchsmaschine von Vermeer kostenlos erhältlich. Die Benutzer-, Wartungs- und Ersatzteillhandbücher sind eventuell online unter www.myvermeer.com verfügbar. Bei Fragen zu den Online- oder Druckversionen der Handbücher oder wenn Sie eine Gebrauchsmaschine registrieren möchten, wenden Sie sich bitte auf eine der folgenden Arten an die Customer Data-Abteilung: Telefonisch unter der Rufnummer 800-828-0051 oder 841-628-3141; per E-Mail unter customerdata@vermeer.com; per Internet unter www.vermeer.com oder www.myvermeer.com; oder schriftlich an die Postanschrift: Customer Data Dept., Vermeer Corporation, PO Box 200, Pella IA 50219 USA

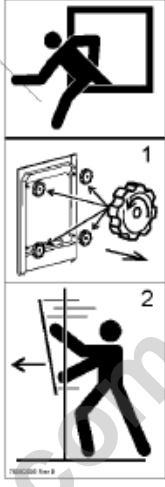

AVIS AU PROPRIÉTAIRE – Des manuels de remplacement sont disponibles gratuitement lorsque vous enregistrez votre machine Vermeer d'occasion. Les manuels d'utilisation, d'entretien et de pièces détachées sont disponibles en ligne à l'adresse www.myvermeer.com. Pour toute question concernant les manuels en ligne ou imprimés ou pour enregistrer une machine d'occasion, contactez le service des données clientèle (Customer Data Department) par téléphone au +1 800-828-0051 ou +1 841-628-3141; par courriel à : customerdata@vermeer.com; sur Internet à : www.vermeer.com ou www.myvermeer.com; ou par le poste à : Customer Data Dept., Vermeer Corporation, PO Box 200, Pella IA 50219 États-Unis

AVISO AL PROPIETARIO – Los manuales de reemplazo son gratuitos registrando su máquina de Vermeer usada. Los manuales de operación, mantenimiento y piezas de su máquina pueden estar disponibles en línea en www.myvermeer.com. En caso de dudas sobre manuales en línea o impresos, o para registrar una máquina usada, póngase en contacto con el Departamento de Datos del Cliente por teléfono: 800-828-0051 o 841-628-3141; correo electrónico: customerdata@vermeer.com; internet: www.vermeer.com o www.myvermeer.com; o por correo postal: Customer Data Dept., Vermeer Corporation, PO Box 200, Pella IA 50219 USA

AVISO AO PROPRIETÁRIO – Manuais de reposição são gratuitos após o registro de sua máquina Vermeer usada. Os manuais de operação, manutenção e o catálogo de peças de sua máquina podem estar disponíveis online em www.myvermeer.com. Em caso de dúvidas sobre manuais online ou impressos, ou sobre como registrar sua máquina usada, entre em contato com o Customer Data Department através do telefone 800-828-0051 ou 841-628-3141; e-mail: customerdata@vermeer.com; internet: www.vermeer.com ou www.myvermeer.com; ou via carta: Customer Data Dept., Vermeer Corporation, PO Box 200, Pella IA 50219 USA

2328940 Rev E

TUB COVER TRANSPORT LOCK



7000G323 Rev C **TG5000E TERMINAL BLOCK**

TERMINAL BLOCK	FUNCTION	TG5000E WIRE #
1	E-Stop Loop	733
2	E-Stop Loop	903
3	E-Stop Signal	718
4	Motor Current	905
5	24V+Power	100
6	Mill Motor	909
7	Mill Brake	910
8	Hydraulic Motor	911
9	Fan Fwd	912
10	Fan Rev	913
11	Cancel Delay Timer	908
12	Ground	365
13	Panel Fault	916
14	HVAC Panel Power	907
15	Loader Hyd. Motor	906

FAULT CODES

1638.15	Hyd Oil Temp High Warning	521027.3	Tub Cover Prox Malfunction
1638.16	Hyd Oil Temp High Shutdown	521028.3	Tub Cover Lock Malfunction
1638.3	Hyd Temp Sensor Voltage High	521040.5	Conveyor Raise Circuit Fault
1638.4	Hyd Temp Sensor Voltage Low	521041.5	Conveyor Lower Circuit Fault
1713.16	Hyd Oil Filter Plugged	521042.5	Conveyor Circuit Fault
2223.09	DP10A CAN Messages Missing	521055.5	Activate Joysticks Circuit Fault
2224.09	Radio CAN Messages Missing	521060.5	CB Bypass Circuit Fault
2228.09	DP10B CAN Messages Missing	521065.5	Dump Valve Circuit Fault
2229.09	IOA CAN Messages Missing	521085.5	Fan Forward Circuit Fault
2602.01	Hyd Oil Level Low	521086.5	Fan Reverse Circuit Fault
520426.15	Motor Control Panel Fault	521100.3	LO Conv Press Voltage High
521005.8	Mill Spd Sensor Malfunction	521100.4	LO Conv Press Voltage Low
521010.3	Tub Table Prox Malfunction	521101.3	Tub Pres Sensor Voltage High
521011.5	Tub Raise Circuit Fault	521101.4	Tub Pres Sensor Voltage Low
521015.5	Tub Forward Circuit Fault	521106.16	Mill Motor Temp High Fault
521016.5	Tub Reverse Circuit Fault	521107.16	Mill Motor Overload Fault
521020.5	Cover Lock Circuit Fault	521107.3	Mill Motor Current High Fault
521021.5	Cover Unlock Circuit Fault	521107.5	Mill Motor Current Low Fault
521025.5	Cover Transport Circuit Fault	521108.5	Mill Motor Circuit Fault
521026.5	Cover Operate Circuit Fault	521109.5	Mill Brake Circuit Fault

See Operator's Manual for more information. 7006F873 Rev B

700ID956


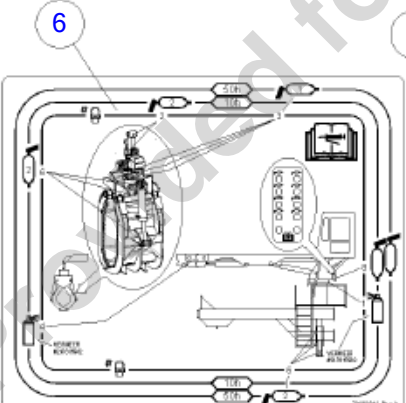
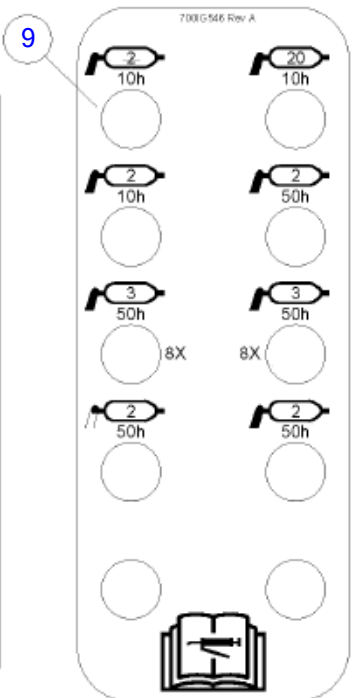


ILLUSTRATION NO. 163757786_9-Not For Ordering

Decals- Miscellaneous (2 of 3)

Fig 01-09

REF NO.	PART NO.	DESCRIPTION	QTY.	REMARKS
1	2326940	DECAL-NOTICE TO OWNERS	2	
2	7000A646	DECAL-TRANSPORT LOCK	1	
3	700IC935	DECAL - EMERGENCY EXIT	1	
4	7000G323	DECAL-TG5000E TERMINAL BLOCK	1	
5	7000F873	DECAL - TG ELECTRIC FAULT CODES LISTING	1	
6	700IG642	DECAL-GREASE CHART, LOADER	1	
7	7000C992	DECAL - LIFT CAPACITY CHART	1	
8	700ID956	DECAL 12V ELECTRICAL SYSTEM	1	
9	700IG546	DECAL-GREASE CHART TG5000 LOADER	1	

Provided for Free by Trenchwell.com
Shop Aftermarket Parts

Decals- Miscellaneous (3 of 3)

Fig 01-10

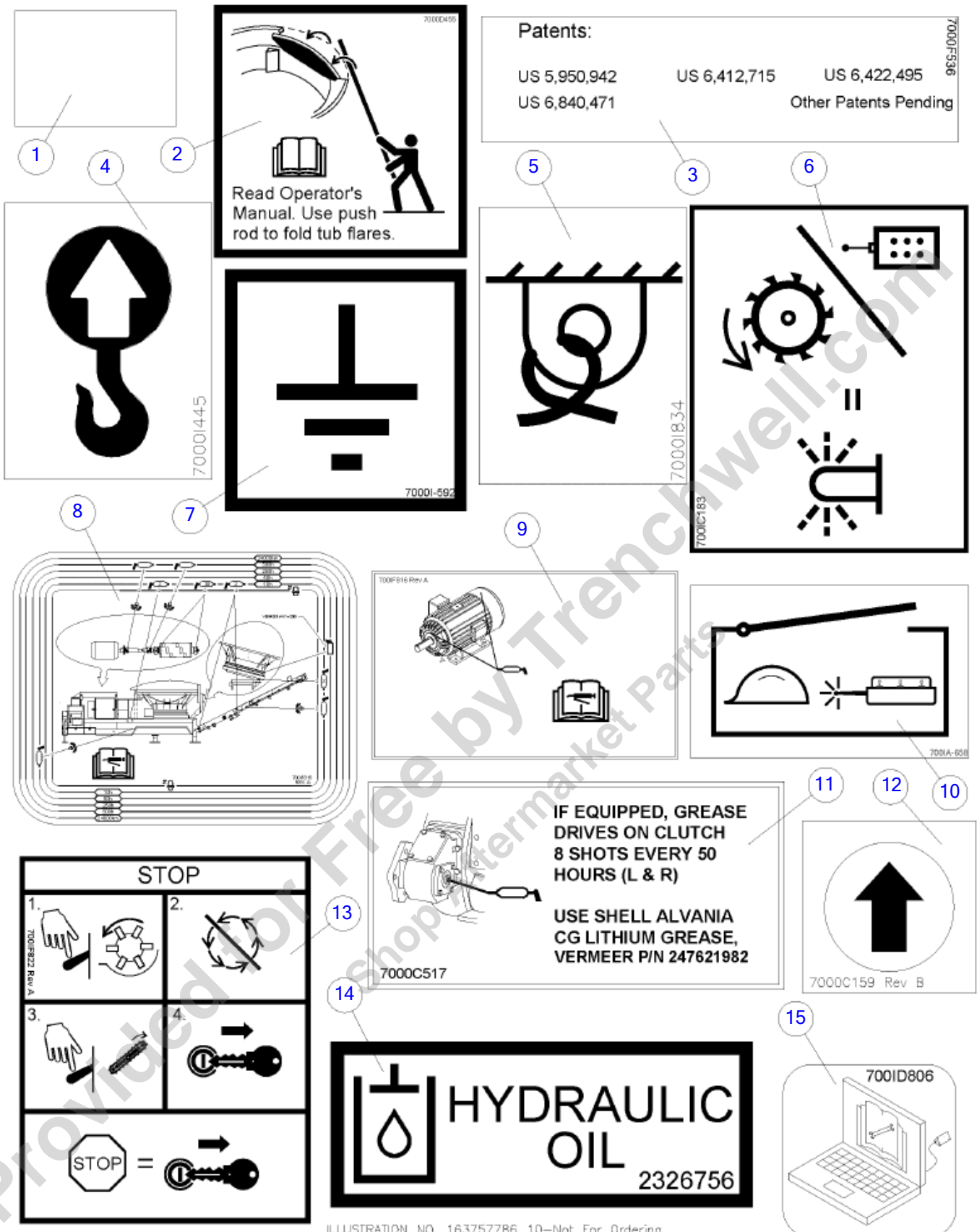


ILLUSTRATION NO. 163757786_10-Not For Ordering

Decals- Miscellaneous (3 of 3)

Fig 01-10

REF NO.	PART NO.	DESCRIPTION	QTY.	REMARKS
1	5776001	TAPE - SAFETY WALK 4in WIDE PER FOOT	A/R	
2	7000D455	DECAL - PUSH ROD	1	
3	7000F536	DECAL-PATENTS, TG5000	1	
4	7000I445	DECAL-LIFT POINT	6	
5	7000I834	DECAL - TIE DOWN POINT	1	
6	700IC183	DECAL - LIGHT	1	
7	7000I592	DECAL-GROUND CONNECTOR UND	1	
8	700IF815	DECAL-GREASE CHART	1	
9	700IF816	DECAL-MOTOR GREASE	1	
10	700IA658	DECAL-TOOL BOX	1	
11	7000C517	DECAL - PTO GREASE	1	
12	7000C159	DECAL ROTATION DIRECTION	1	
13	700IF822	DECAL-INSTRUCTION	1	
14	2326756	DECAL-HYDRAULIC OIL	1	
15	700ID806	DECAL - CAN BUS PORT	1	

Decals- Cosmetic

Fig 01-11

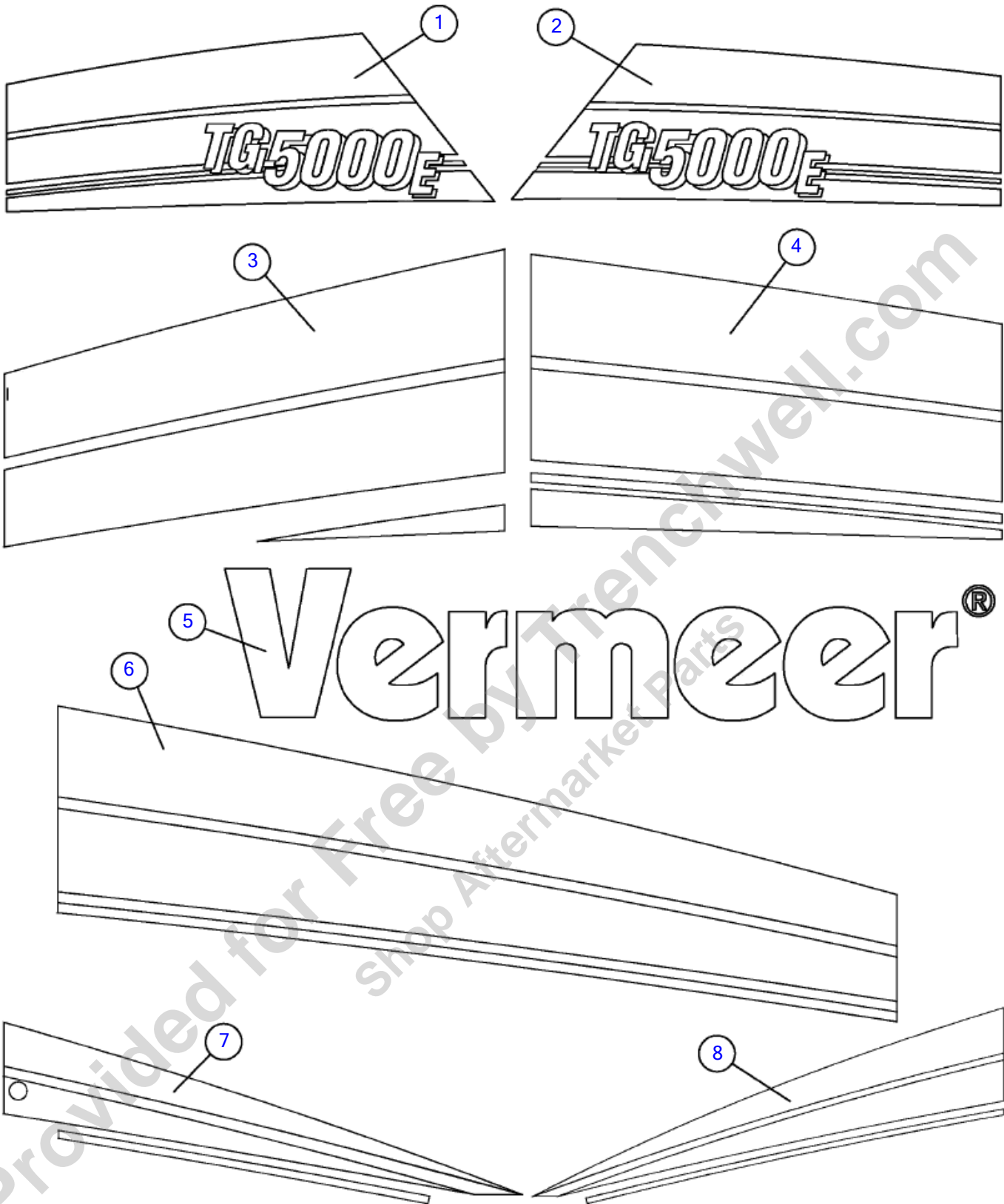


ILLUSTRATION NO. 163757786_11-Not For Ordering

Decals- Cosmetic

Fig 01-11

REF NO.	PART NO.	DESCRIPTION	QTY.	REMARKS
1	7000F785	DECAL-TG5000E LHS MODEL STRIPE	A/R	
2	7000F784	DECAL-TG5000E RHS MODEL STRIPE	1	
3	7000D293	DECAL - TG5000 LHS TABLE STRIPE	1	
4	7000D296	DECAL - TG5000 RHS TABLE STRIPE	1	
5	7000C599	DECAL - VERMEER 7 1/2	2	
6	7000D297	DECAL-TG5000 RGT DOOR	1	
7	7000D298	DECAL-TG5000 RGT FRONT	1	
8	7000D292	DECAL-TG5000 LFT DOOR	1	

Provided for Free by Trenchwell.com
Shop Aftermarket Parts

Decals- Remote

Fig 01-12

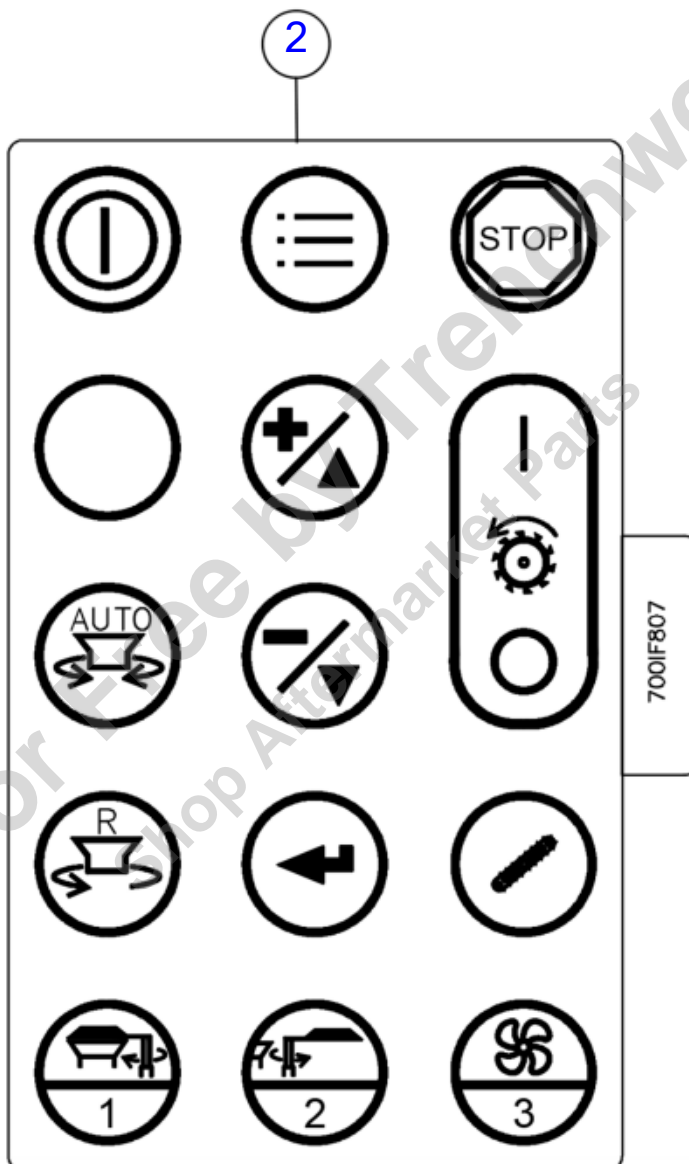


ILLUSTRATION NO. 180027615_PB - Not For Ordering

Decals- Remote


Fig 01-12

REF NO.	PART NO.	DESCRIPTION	QTY.	REMARKS
1	296365114	R424HH TG ELECTRIC, PRINTED LABEL	A/R	
2	700IF807	DECAL-R424HH LCD REMOTE TG ELECTRIC OVERLAY	A/R	

Provided for Free by Trenchwell.com
Shop Aftermarket Parts

Decals- No Text (1 of 2)

Fig 01-13



Decals- No Text (1 of 2)

Fig 01-13

REF NO.	PART NO.	DESCRIPTION	QTY.	REMARKS
1	2326I756	DECAL-HYDRAULIC FLUID	1	
2	2326I315	DECAL WARNING	1	
3	700IA338	DECAL - WARNING	1	
4	7000I793	DECAL-WARNING (AT/UND)	10	
5	700IA347	DECAL - WARNING	1	
6	700IA371	DECAL-DANGER	2	
7	700IA676	DECAL-WARNING	4	
8	700IA379	DECAL-WARNING INTERNATIONAL	2	
9	700IA675	DECAL-WARNING	2	
10	700IB423	DECAL - DANGER	2	

Provided for Free by Trenchwell.com
Shop Aftermarket Parts

Decals- No Text (2 of 2)

Fig 01-14

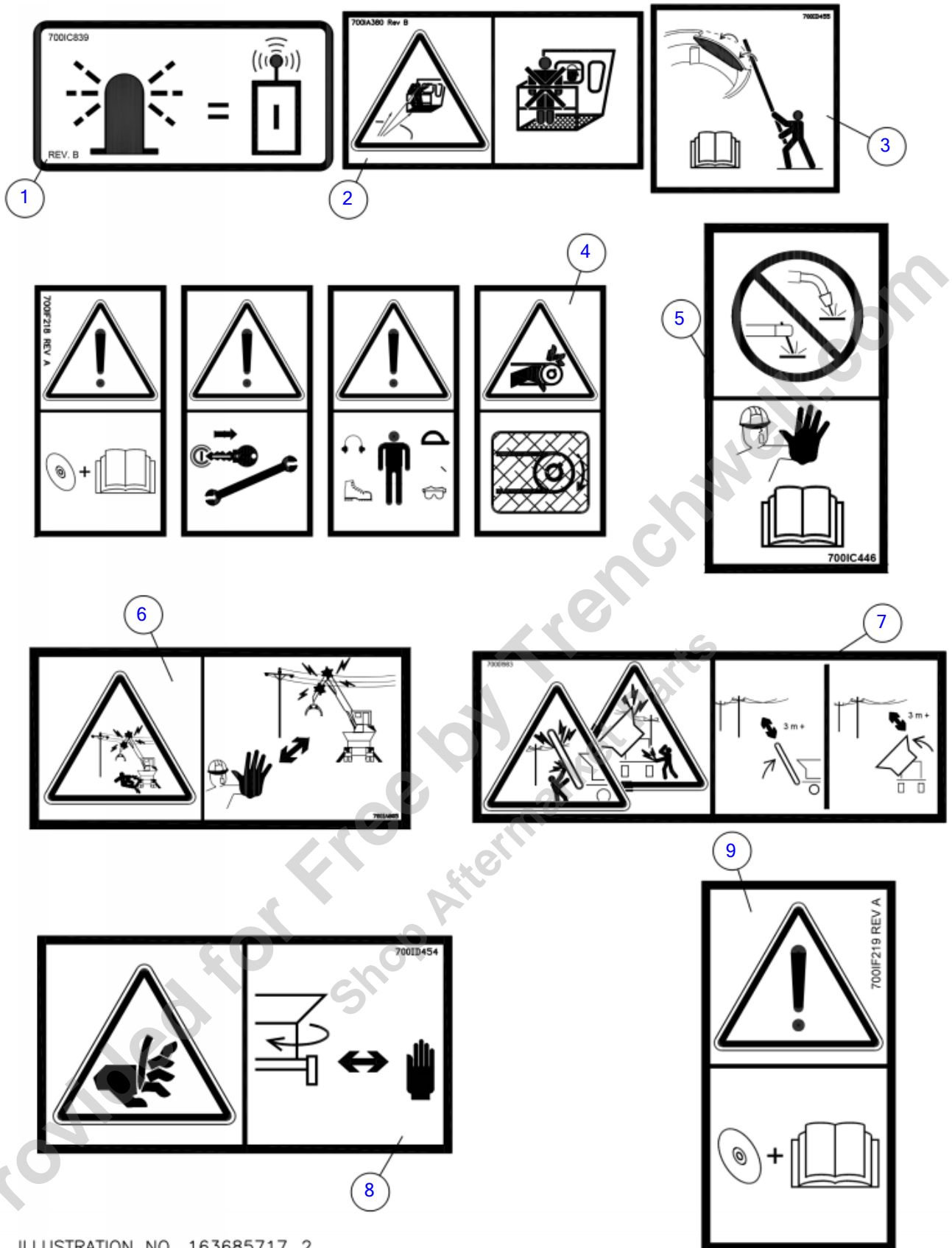


ILLUSTRATION NO. 163685717_2


Decals- No Text (2 of 2)

Fig 01-14

REF NO.	PART NO.	DESCRIPTION	QTY.	REMARKS
1	700IC839	DECAL - RADIO REMOTE BEACON	1	
2	700IA380	DECAL-WARNING INTERNATIONAL	1	
3	700ID455	DECAL - PUSH ROD	1	
4	700IF218	DECAL-WARNING	1	
5	700IC446	DECAL - NO WELD	1	
6	700IA805	DECAL - DANGER	1	
7	7000I983	DECAL-WARNING (AT)	1	
8	700ID454	DECAL - CLEANOUT COVER	1	
9	700IF219	DECAL-WARNING	1	

Provided for Free by Trenchwell.com
Shop Aftermarket Parts

Mainframe



Provided for Free by TroyChowell.com
Shop Aftermarket Parts

Mainframe

Frame	Fig	02-01
Falling Object Canopy	Fig	02-02
Control Panel Doors	Fig	02-03
Skid	Fig	02-04
Skid- Loader (SN104-104)	Fig	02-05
Skid- Loader (SN 105-)	Fig	02-05R01

Provided for Free by Trenchwell.com
Shop Aftermarket Parts

Frame
Fig 02-01

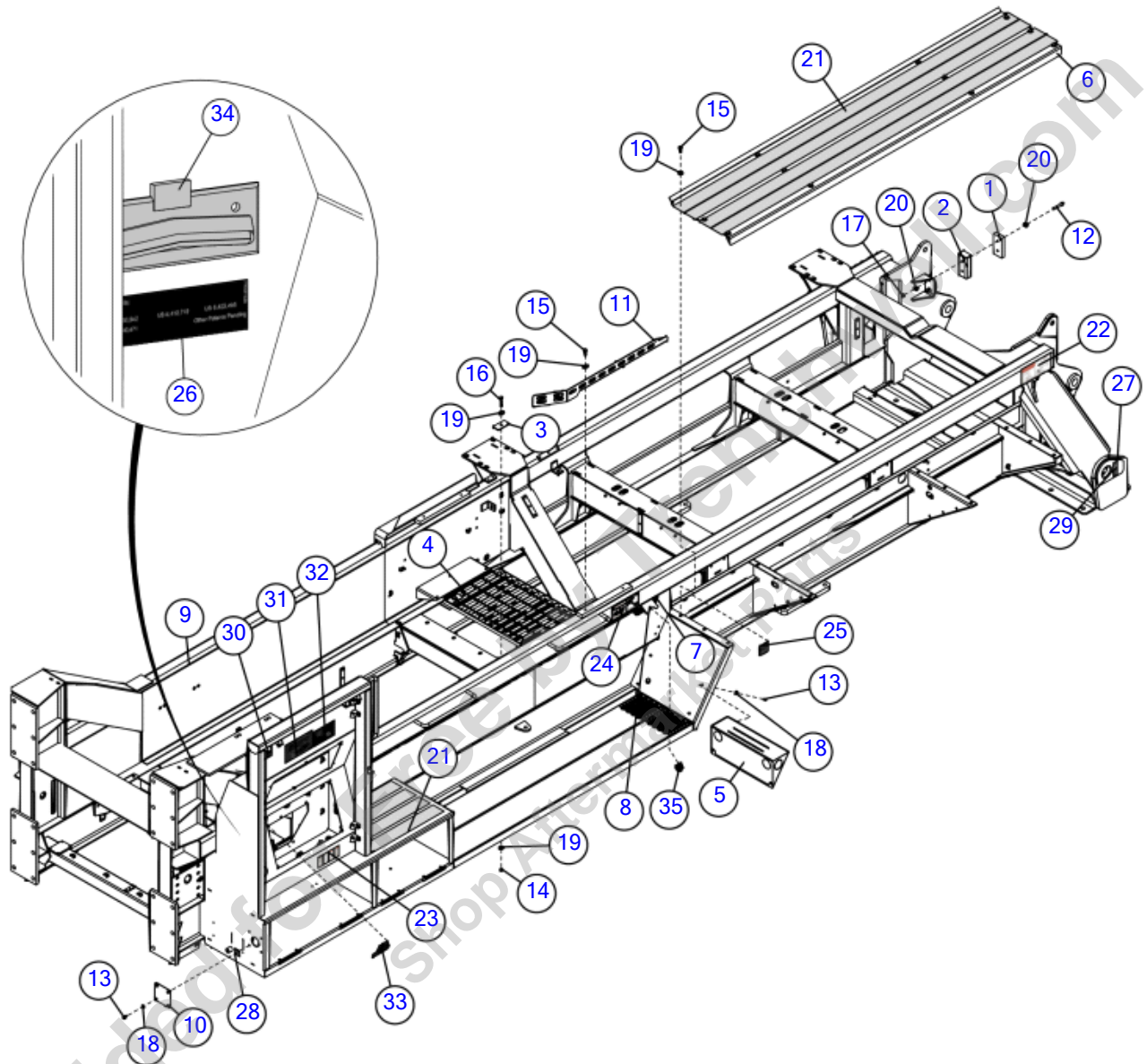


Illustration No. 163685014- Not For Ordering

Frame
Fig 02-01

REF NO.	PART NO.	DESCRIPTION	QTY.	REMARKS
1	121407001	BUMPER-RUBBER	2	
2	121409001	SPACER	2	
3	141647001	PLATE-CLAMP	4	
4	146112946	GRATING 38 W 4 - 1 X 1/4 - 45.4 X 20.0	1	
5	163636379	MOUNT - FRONT LIGHT	1	
6	163636830	FENDER - TOP LF	1	
7	163646323	WELDMENT - PUSH ROD	1	
8	163646324	BRACKET - PUSH TUBE LOCK	1	
9	163685015	FRAME - TG5000E	1	
10	163685633	COVER - LIGHT ACCESS	1	
11	163695115	ANGLE - DRIVELINE GUARD	1	
12	235724001	BOLT-1/2-13X3 GR8 HEX ZINC PLT	4	
13	235726001	BOLT-3/8-16X3/4 GR8 HEX ZNCPLT	8	
14	235731001	NUT-1/2-13 GR8 ZYC	4	
15	235737001	BOLT-1/2-13X1 1/4 GR8 ZYC	14	
16	240335001	SCREW-HCS-.50-13X2.25-GR8-YZ	4	
17	250512001	NUT- 1/2 NC Gr8 TOP LOCK Y/ ZINC	4	
18	510337607	WASHER-FLATSTD-.38-.44X1.00-.08-YZ	8	
19	510337611	WASHER-FLATSTD - .50-.56X1.38-.11-YZ	22	
20	510443001	WASHER FLATSTD, .50,.53X1.25,.25,YZ	8	
21	5776001	TAPE - SAFETY WALK 4in WIDE PER FOOT	A/R	P/N Qty. Of 1 = 1 Foot
22	7000A805	DECAL - DANGER ELECTRO HAZARD	2	Domestic
	700IA805	DECAL - DANGER	2	International
23	7000F128	PLATE - REAR IMPACT GUARD, DOT	1	
24	7000B423	DECAL - DANGER	2	Domestic
	700IB423	DECAL - DANGER	2	International
25	7000D455	DECAL - PUSH ROD	1	
26	7000F536	DECAL-PATENTS, TG5000	1	
27	7000I445	DECAL-LIFT POINT	2	
28	7000I592	DECAL-GROUND CONNECTOR UND	1	
29	7000I834	DECAL - TIE DOWN POINT	2	
30	700IC183	DECAL - LIGHT	1	
31	700IF815	DECAL-GREASE CHART	1	
32	700IF816	DECAL-MOTOR GREASE	1	
33	700IF836	DECAL-POWER DISCONNECT	1	
34	91668001	LEVEL-STICK ON (SET OF TWO)	1	
35	94119001	PADLOCK (KEYED-ALIKE LOCK)	1	

Falling Object Canopy

Fig 02-02

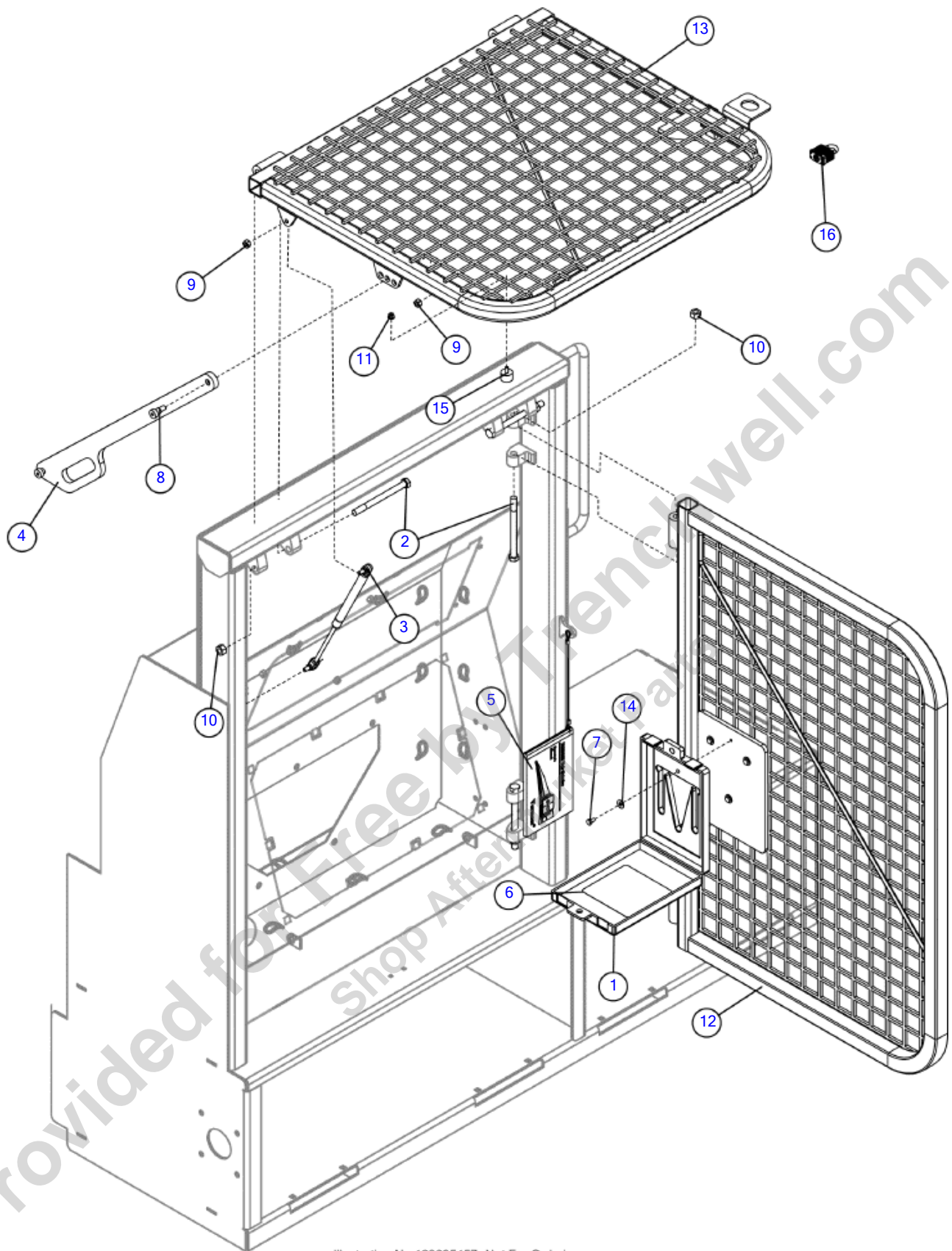


Illustration No 163685457- Not For Ordering

Falling Object Canopy

Fig 02-02

REF NO.	PART NO.	DESCRIPTION	QTY.	REMARKS
1	142410001	CASE - 6" X 9" X 1" OPERATOR MANUAL	1	
2	155000001	BOLT - 1/2-13 UNC-6 GR8 ZYC	4	
3	157723001	SPRING - GAS, 15.94L X 6.30STR - 112 LBS	1	
4	163629915	SUPPORT - F.O.C.S. CANOPY	1	
5	163726200	TG500E STATIONARY TUB GRINDER CABLED MANUAL ed2.00	1	
	296400503	MANUAL ASSY-TG5000E (SP) CABLED 2ND ED	1	Spanish
6	2326940	DECAL-NOTICE TO OWNERS	1	
7	235733001	BOLT-1/4-20X1/2 GR8 ZYC	4	
8	240056001	SCREW-SHSS-.50X.50-.38-16THD-CZ	2	
9	250508001	NUT - 3/8-NC Gr8 TOP LOCK Y/ZINC	3	
10	250512001	NUT- 1/2 NC Gr8 TOP LOCK Y/ ZINC	4	
11	405001	NUT-HEXFLGL-.25-20-GR2-CZ	1	
12	406708001	SIDE - F.O.C.S.	1	
13	406709001	CANOPY - F.O.C.S.	1	
14	510337603	WASHER FLATSTD .25 .31 X .75 .07 YZ	4	
15	93769001	MOUNT-SANDWICH SINGLE STUD	1	
16	94119001	PADLOCK (KEYED-ALIKE LOCK)	1	
	154119001	KEY - KICR-3031 FOR 94119-001	1	

Control Panel Doors

Fig 02-03

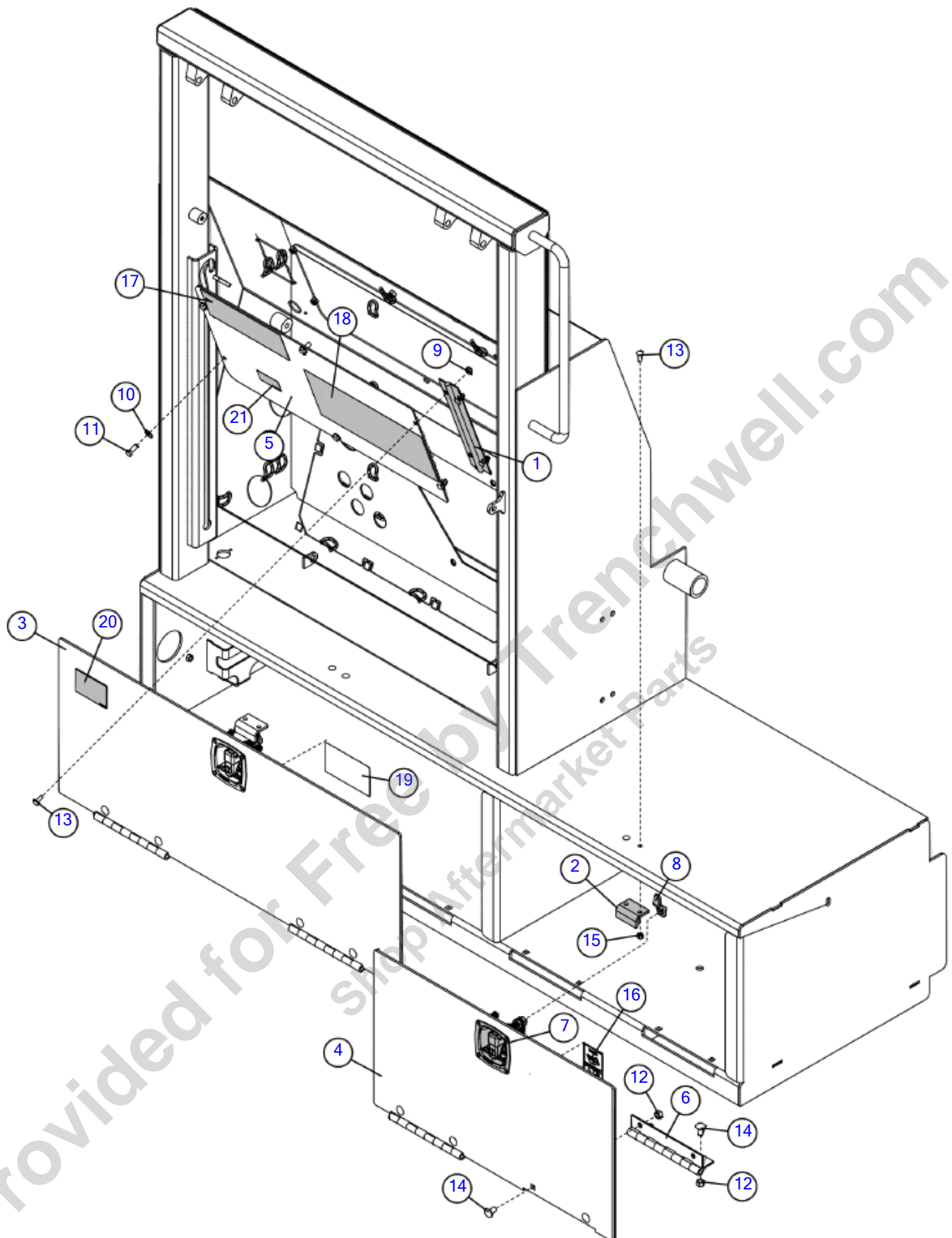


Illustration No: 163685677 - Not For Ordering

Control Panel Doors

Fig 02-03

REF NO.	PART NO.	DESCRIPTION	QTY.	REMARKS
1	159988001	HINGE	1	
2	163635622	BRACKET- QUICK RELEASE	2	
3	163636404	DOOR - TOOLBOX / ACCESS	1	
4	163636405	DOOR - BATTERY BOX	1	
5	163636858	DOOR - CONTROLLER ACCESS	1	
6	163639154	HINGE - DOOR	4	
7	180013112	LATCH-MODIFIED COMPRESSION	2	
8	180013113	PAWL-MODIFIED COMPRESSION LATCH	2	
9	1809005	NUT-1/4 SM FLGE T.L.	4	
10	235714001	WASHER - 5/16 FLAT, ZN	4	
11	235742001	BOLT-5/16-18X3/4 GR8 ZYC	4	
12	250508001	NUT - 3/8-NC Gr8 TOP LOCK Y/ZINC	16	
13	373006	BOLT - 1/4"-20X3/4"GD#5CARRIAGE	8	
14	510308107	BOLT - CARG.-.38-16X.75-GR5-YZ	16	
15	510313501	NUT-TLHEX-.25-20-A-YZ	4	
16	70000044	DECAL - WARNING	1	Domestic
	70001044	DECAL - WARNING	1	International
17	70000983	DECAL-DANGER	1	Domestic
	70001983	DECAL-WARNING (AT)	1	International
18	7000D273	DECAL - WARNING TOZ	1	
19	7000F873	DECAL - TG ELECTRIC FAULT CODES LISTING	1	
20	700IA658	DECAL-TOOL BOX	1	
21	700IF822	DECAL-INSTRUCTION	1	

Skid
Fig 02-04

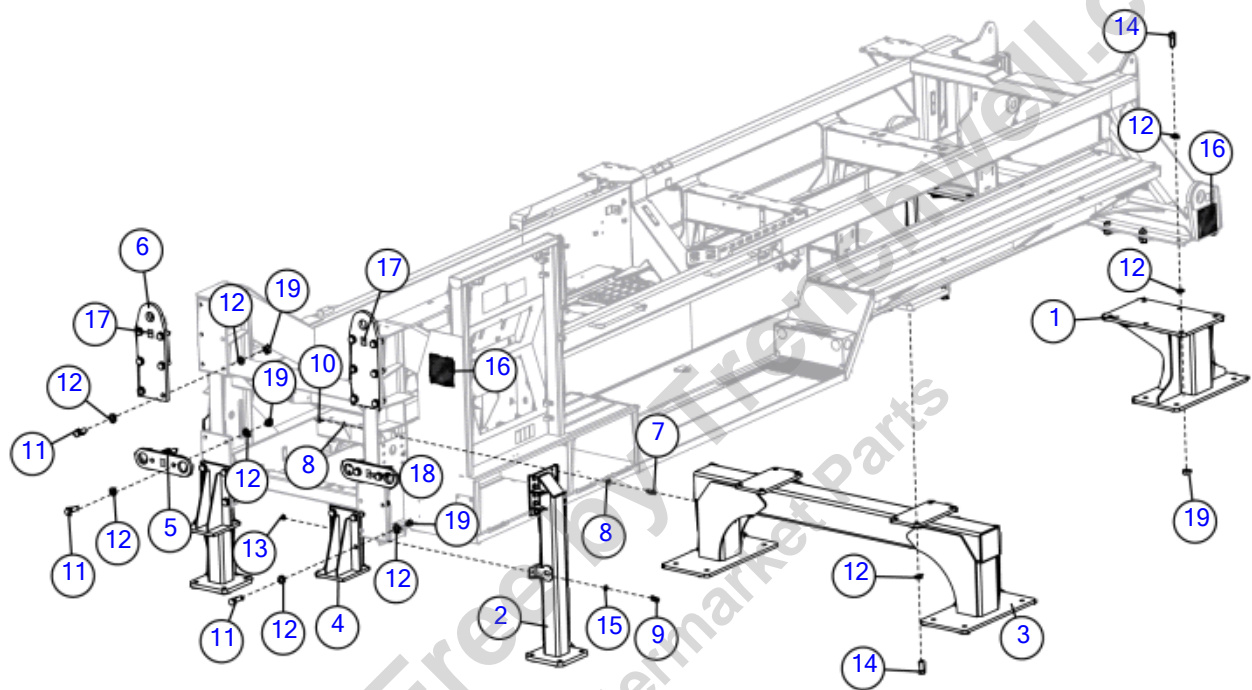


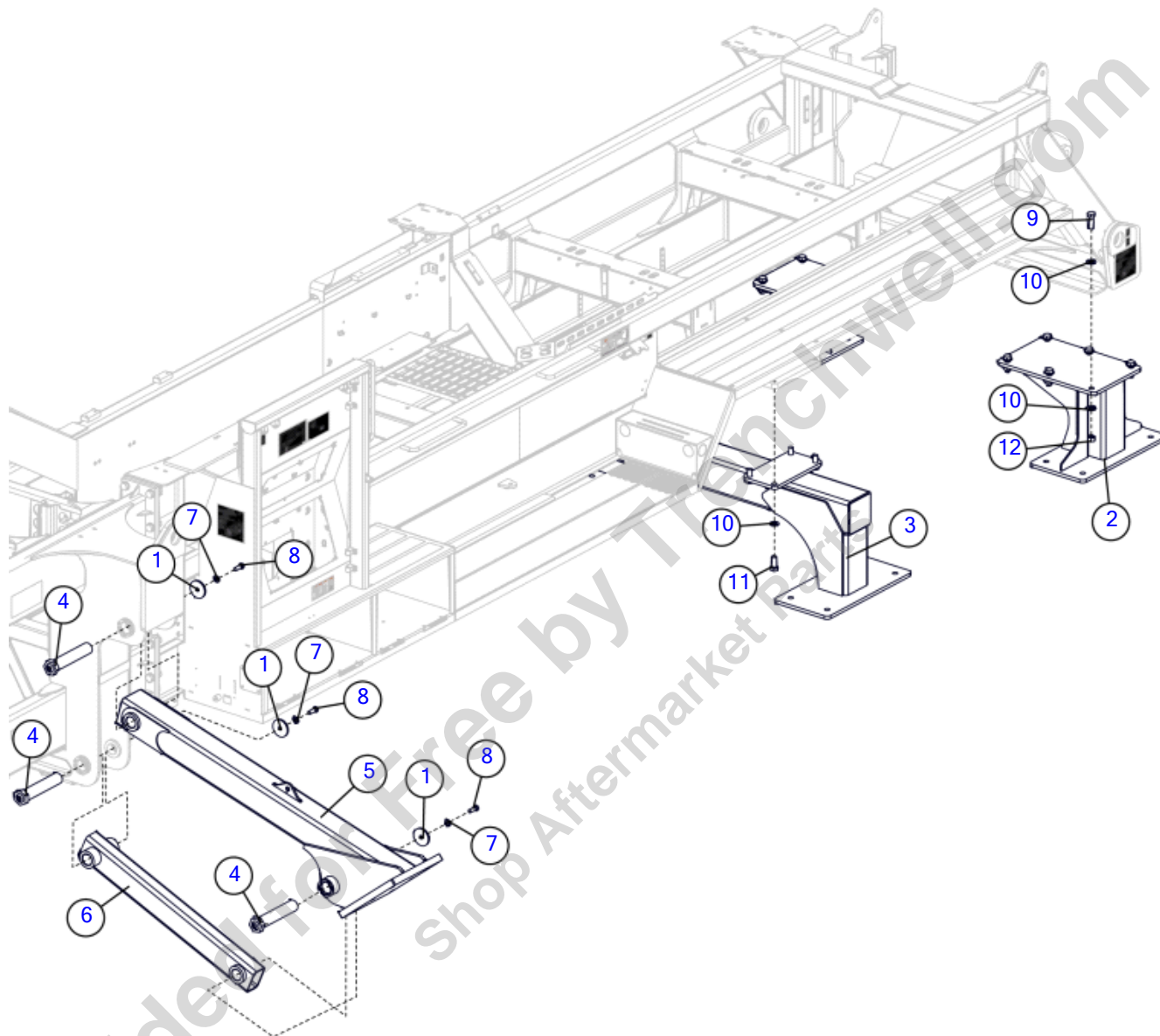
Illustration No. 163685023

Skid
Fig 02-04

REF NO.	PART NO.	DESCRIPTION	QTY.	REMARKS
1	163685024	REAR SKID - TG5000E	2	
2	163685028	LEG - REAR - TG5000E	2	
3	163685509	SKID FRAME - TG5000E	1	
4	163685525	WELDMENT - SHIPPING SKID	2	
5	163685995	TIE DOWN	2	
6	163695083	PLATE - LIFT EYE	2	
7	230728001	BOLT-5/8-11X1 3/4GR 8 PLATED	20	
8	235715001	WASHER-FLATSTRL-.63-.66 X 1.31-.15-YZ-A325	40	
9	235721001	BOLT-1/2-13X1 1/2 GR8 ZINC PLT	4	
10	238221001	NUT - HEX -.63 - 11 - GR8 - YZ	20	
11	238887001	BOLT-1-8 X 3 HHCS GR8 ZY	24	
12	238892001	WASHER-FLATSTRL-1.00-1.13X2.00-.16-YZ-A325	80	
13	250512001	NUT- 1/2 NC Gr8 TOP LOCK Y/ ZINC	4	
14	388024	BOLT-1-UNCX2 1/2 GR.8 HEX ZYC	20	
15	510337611	WASHER-FLATSTD - .50-.56X1.38-.11-YZ	8	
16	7000G431	DECAL-TG5000E RIGGING	2	
17	7000I445	DECAL-LIFT POINT	2	
18	7000I834	DECAL - TIE DOWN POINT	2	
19	75390001	NUT-1-UNC GR.8 TOP LOCK HEX	36	

Skid- Loader (SN104-104)

Fig 02-05



Skid- Loader (SN104-104)

Fig 02-05

REF NO.	PART NO.	DESCRIPTION	QTY.	REMARKS
1	140891001	PLATE - 4" PIN RETAINER	6	
2	163685024	REAR SKID - TG5000E	2	
3	163685509	SKID FRAME - TG5000E	1	
4	163719665	WELDMENT - STABILIZER TO FRAME PIN	6	
5	163757186	WELDMENT - TG5000E STABILIZER	2	
6	163757192	WELDMENT - STABILIZER LINK	2	
7	235717001	WASHER - 3/4" HARDENED FLAT YZ	6	
8	235746001	BOLT-3/4-10X2 GR8 HEX ZYC	6	
9	238887001	BOLT-1-8 X 3 HHCS GR8 ZY	12	
10	238892001	WASHER-FLATSTRL-1.00-1.13X2.00-.16-YZ-A325	32	
11	388024	BOLT-1-UNCX2 1/2 GR.8 HEX ZYC	8	
12	75390001	NUT-1-UNC GR.8 TOP LOCK HEX	12	

Provided for Free by Trenchwell.com
Shop Aftermarket Parts

Skid- Loader (SN 105-)

Fig 02-05R01

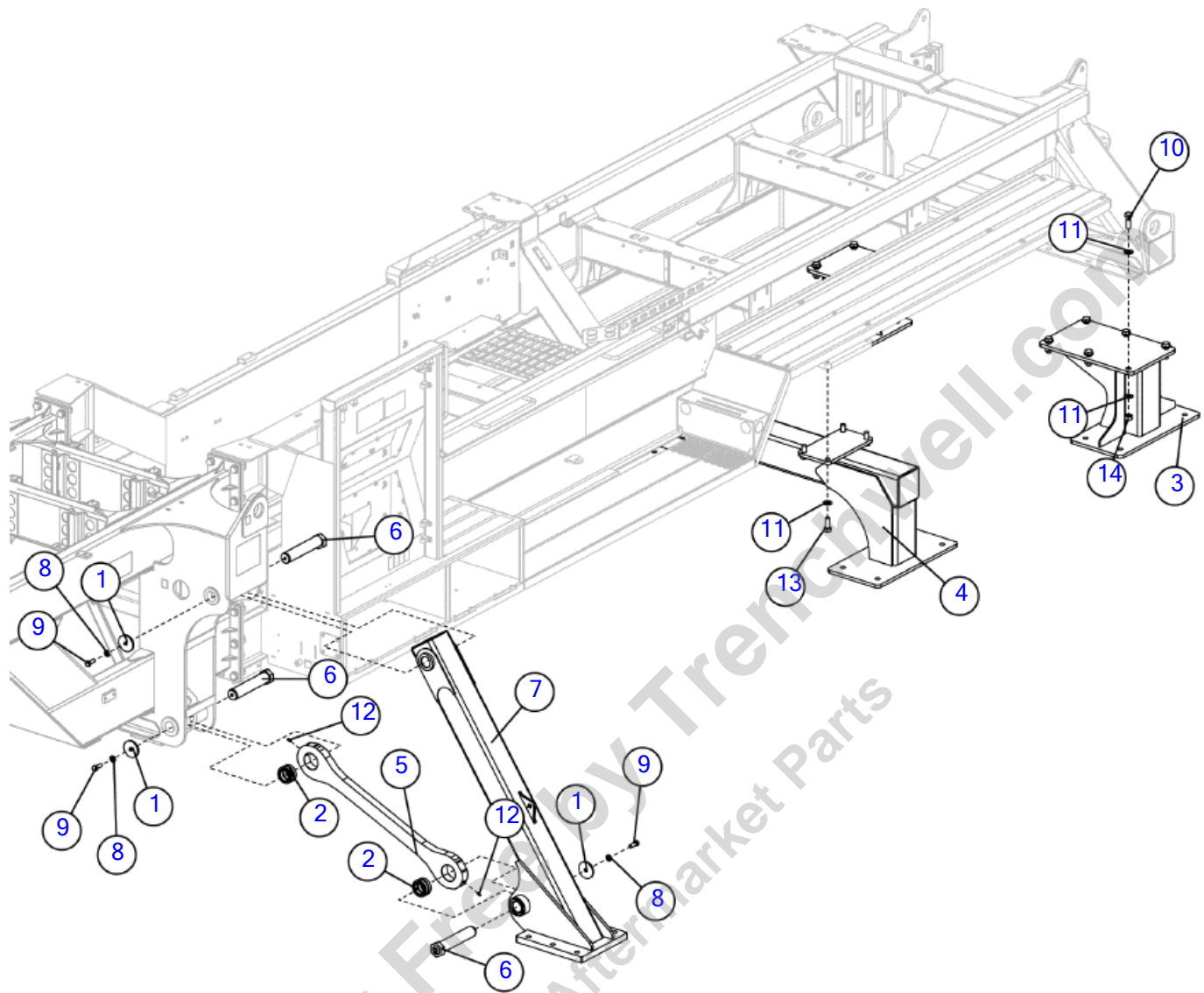


Illustration No. 163757843- Not For Ordering


Skid- Loader (SN 105-)

Fig 02-05R01

REF NO.	PART NO.	DESCRIPTION	QTY.	REMARKS
1	140891001	PLATE - 4" PIN RETAINER	6	
2	156602001	BALL BUSHING - 2 1/2" B40-LSS	4	
3	163685024	REAR SKID - TG5000E	2	
4	163685509	SKID FRAME - TG5000E	1	
5	163757830	PLATE - STABILIZER LINK	2	
6	163757832	WELDMENT - STABILIZER TO FRAME PIN	6	
7	163757844	WELDMENT - TG5000E STABILIZER	2	
8	235717001	WASHER - 3/4" HARDENED FLAT YZ	6	
9	235746001	BOLT-3/4-10X2 GR8 HEX ZYC	6	
10	238887001	BOLT-1-8 X 3 HHCS GR8 ZY	12	
11	238892001	WASHER-FLATSTRL-1.00-1.13X2.00-.16-YZ-A325	32	
12	293848001	SOC SET SCREW - 3/8-16 X 1 LG	4	
13	388024	BOLT-1-UNCX2 1/2 GR.8 HEX ZYC	8	
14	75390001	NUT-1-UNC GR.8 TOP LOCK HEX	12	

Provided for Free by Trenchwell.com
Shop Aftermarket Parts

Tub Table



Provided for Free by Trenchwell.com
Shop Aftermarket Parts

Tub Table

Tub Table	Fig 03-01
Deflector	Fig 03-02
Bio Mill Deflector	Fig 03-03
Tub Guide & Carrier Roller	Fig 03-04
Thrown Object Restraint System & Pivot	Fig 03-05
Support Post- Front Cover	Fig 03-06
Support Post- Rear Cover	Fig 03-07

Provided for Free by Trenchwell.com
Shop Aftermarket Parts

Tub Table
Fig 03-01

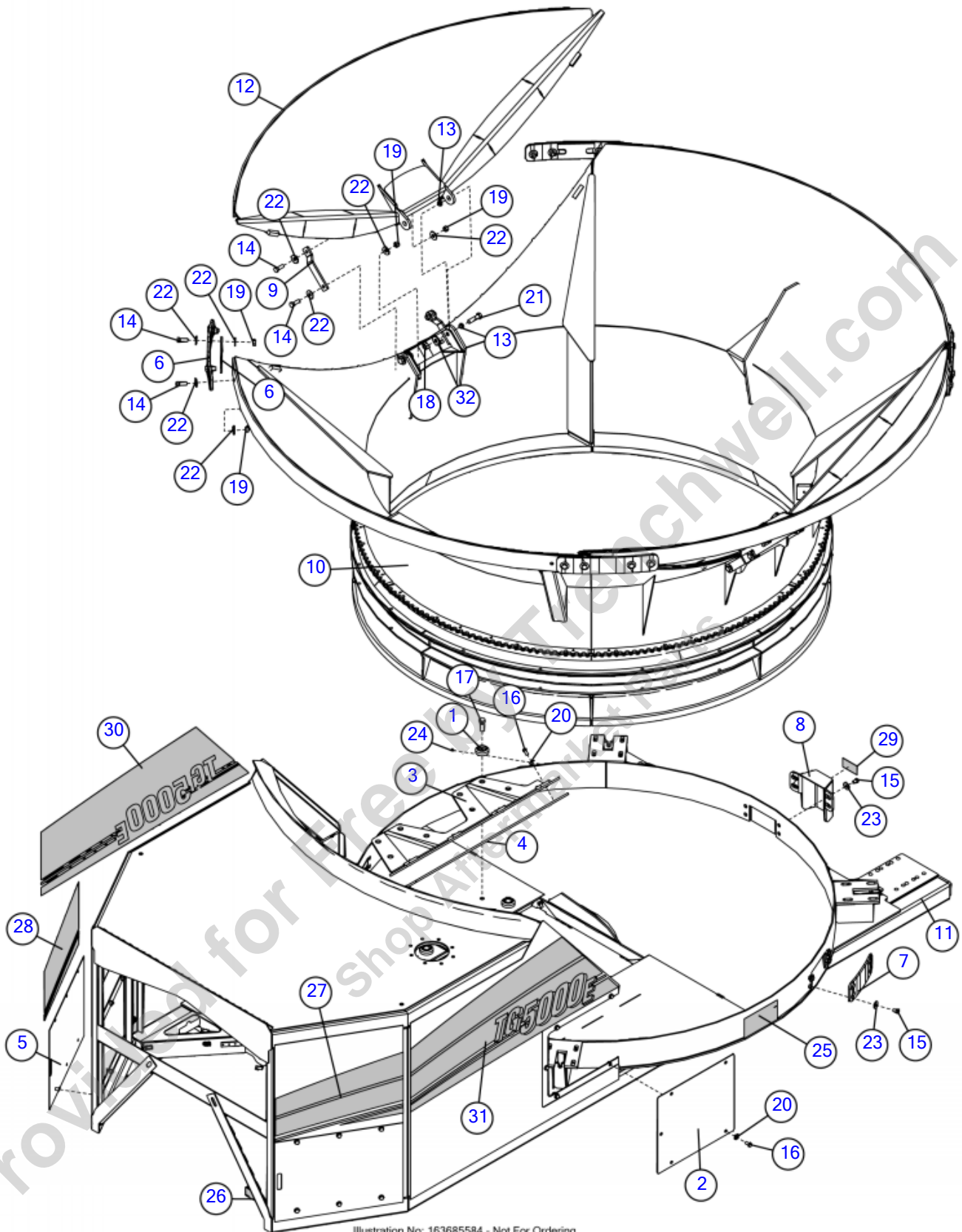


Illustration No: 163685584 - Not For Ordering

Tub Table
Fig 03-01

REF NO.	PART NO.	DESCRIPTION	QTY.	REMARKS
1	143179001	WASHER-3/4 HARDEN HEAD PROTECT	8	
2	163635231	PANEL - TUB TABLE	2	
3	163636598	DEFLECTOR - MILL TG5000	1	
4	163636602	PLATE - DEFLECTOR LINER	1	
5	163636809	PANEL - CANOPY ACCESS	2	
6	163646071	WELDMENT - TUB RIM STRAP	4	
7	163646137	WELDMENT - CLEANOUT COVER	2	
8	163646344	WELDMENT - TUB RING FINGER GUARD	1	
9	163646507	PLATE - TUB WING COUPLER	4	
10	163685145	TUB - 2.5 METER DIA. (5000)	1	
11	163685149	TUB TABLE - TG5000 - 2.5 METER	1	
12	163685176	TUB WING - TG5000 2.5 METER	2	
13	1835073	BSHG.-ST.1X3/4-1/2	8	
14	230728001	BOLT-5/8-11X1 3/4GR 8 PLATED	24	
15	235728001	BOLT-1/2-13X3/4 GR8 ZYC	12	
16	235729001	SCREW-HCS-.50-13X1.00-GR8-YZ	30	
17	243921001	SCREW HCS .75 10 X 2.25 GR8 YZ	20	
18	397001	NUT-3/4-10 GR 8 SLTL	16	
18	(250510001)	NUT 3/4 NC Gr8 SLTL Y/ZINC	16	
19	250513001	NUT - 5/8NC Gr8 TOP LOCK Y/ZINC	24	
20	252253001	WASHER-1/2 SAE FLAT ZP	30	
21	296252069	BOLT - HCS - 3/4 - 10 X 2 3/4 GR8 YZ	4	
22	510337615	WASHER FLATSTD .63/.69 X 1.75 .14 YZ	44	
23	510360637	WASHER FLATSTRL .50 .53X1.50 .19 YZ	12	
24	598001	FITTING - 1/4" NF ST GREASE ZERK	2	
25	7000A675	DECAL-WARNING	2	Domestic
	700IA675	DECAL-WARNING	2	International
26	7000C517	DECAL - PTO GREASE	1	
27	7000D293	DECAL - TG5000 LHS TABLE STRIPE	1	
28	7000D296	DECAL - TG5000 RHS TABLE STRIPE	1	
29	7000D454	DECAL - CLEANOUT COVER	1	Domestic
	700ID454	DECAL - CLEANOUT COVER	1	International
30	7000F784	DECAL-TG5000E RHS MODEL STRIPE	1	
31	7000F785	DECAL-TG5000E LHS MODEL STRIPE	1	
32	91093001	WASHER-FLATHARD-.75-.81 X 1.88-.25-YZ	32	

Deflector
Fig 03-02

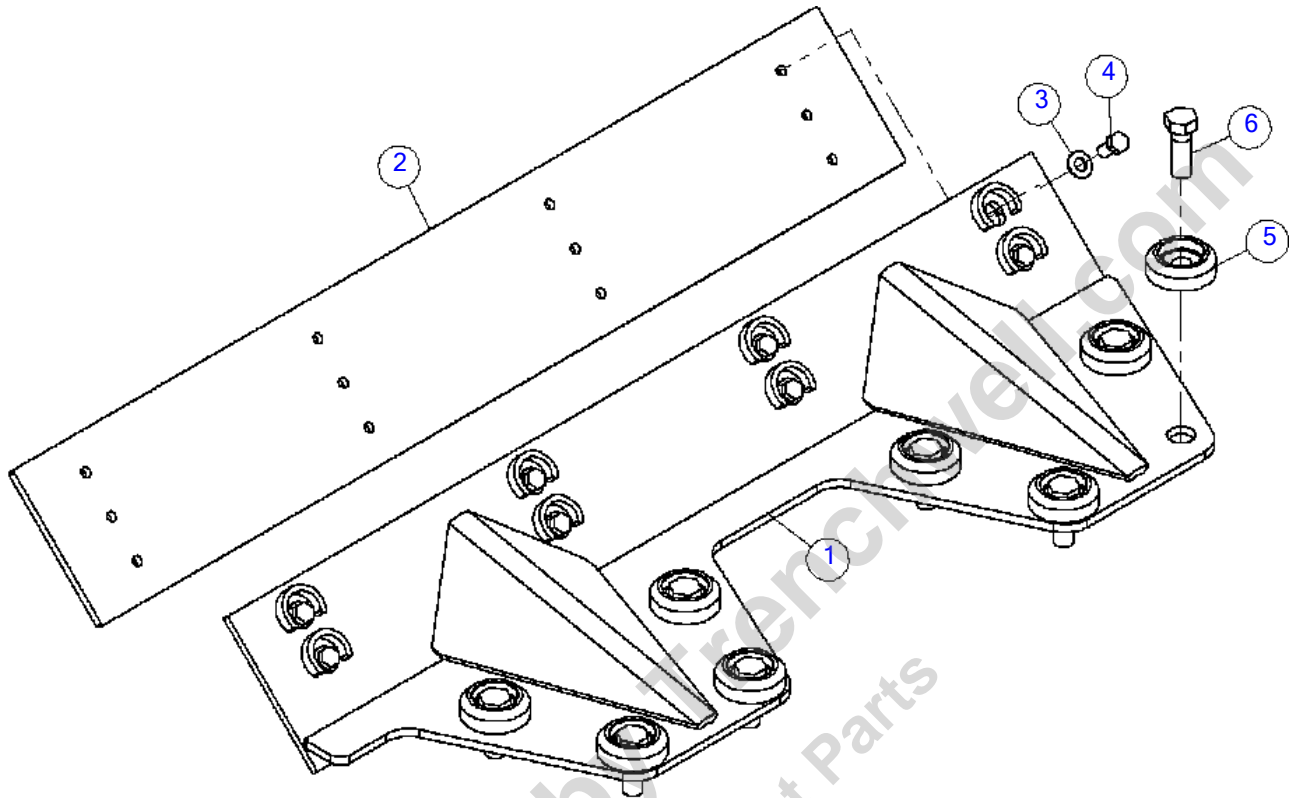


ILLUSTRATION NO: 163707054

Deflector
Fig 03-02

REF NO.	PART NO.	DESCRIPTION	QTY.	REMARKS
1	163636598	DEFLECTOR - MILL TG5000	1	
2	163636602	PLATE - DEFLECTOR LINER	1	
3	252253001	WASHER-1/2 SAE FLAT ZP	8	
4	235729001	SCREW-HCS-.50-13X1.00-GR8-YZ	8	
5	143179001	WASHER-3/4 HARDEN HEAD PROTECT	8	
6	243921001	SCREW HCS .75 10 X 2.25 GR8 YZ	8	

Provided for Free by Trenchwell.com
Shop Aftermarket Parts

Bio Mill Deflector

Fig 03-03

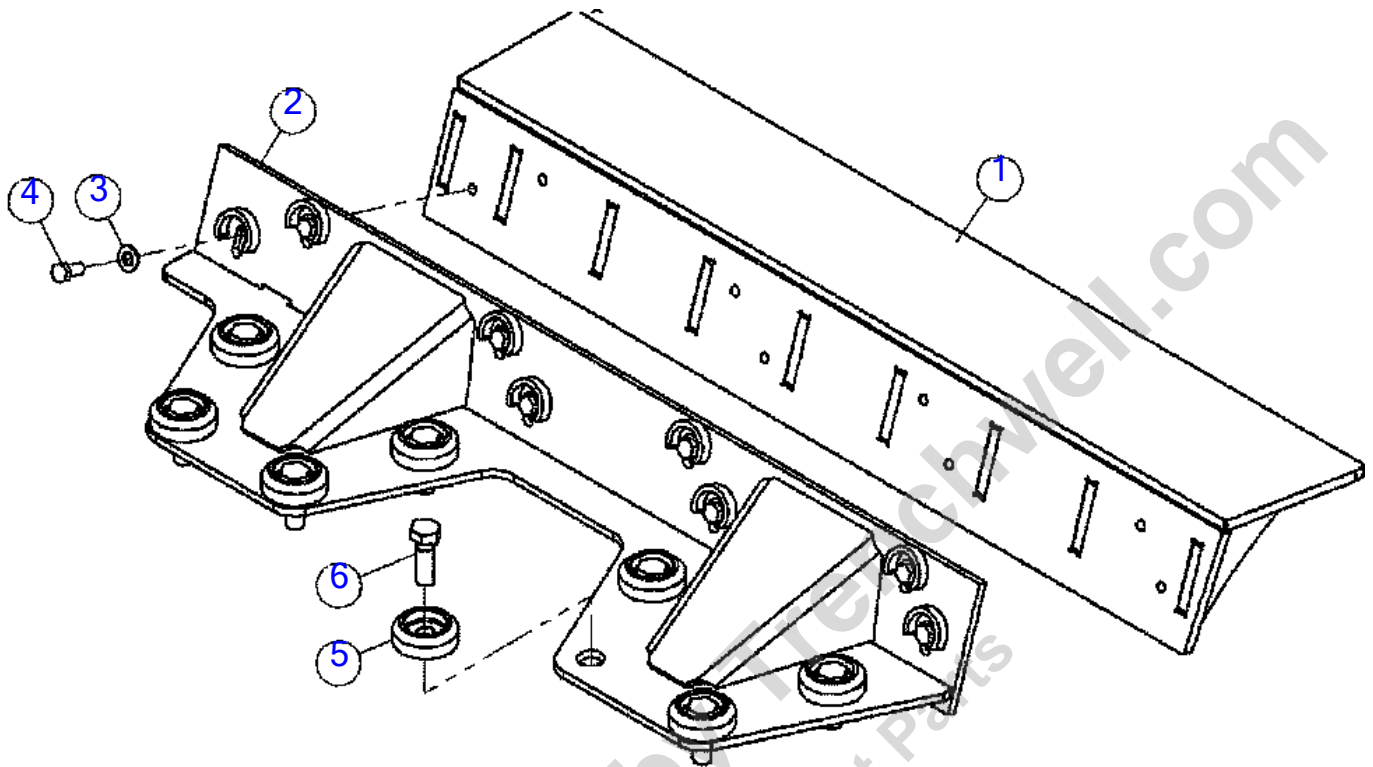


ILLUSTRATION NO: 163707047

Bio Mill Deflector

Fig 03-03

REF NO.	PART NO.	DESCRIPTION	QTY.	REMARKS
1	163670968	WELDMENT - DEFLECTOR WEAR PLATE	1	
2	163670969	WELDMENT - DEFLECTOR - SPECIAL PURPOSE TG5000	1	
3	252253001	WASHER-1/2 SAE FLAT ZP	8	
4	235729001	SCREW-HCS-.50-13X1.00-GR8-YZ	8	
5	143179001	WASHER-3/4 HARDEN HEAD PROTECT	8	
6	243921001	SCREW HCS .75 10 X 2.25 GR8 YZ	8	

Provided for Free by Trenchwell.com
Shop Aftermarket Parts

Tub Guide & Carrier Roller

Fig 03-04

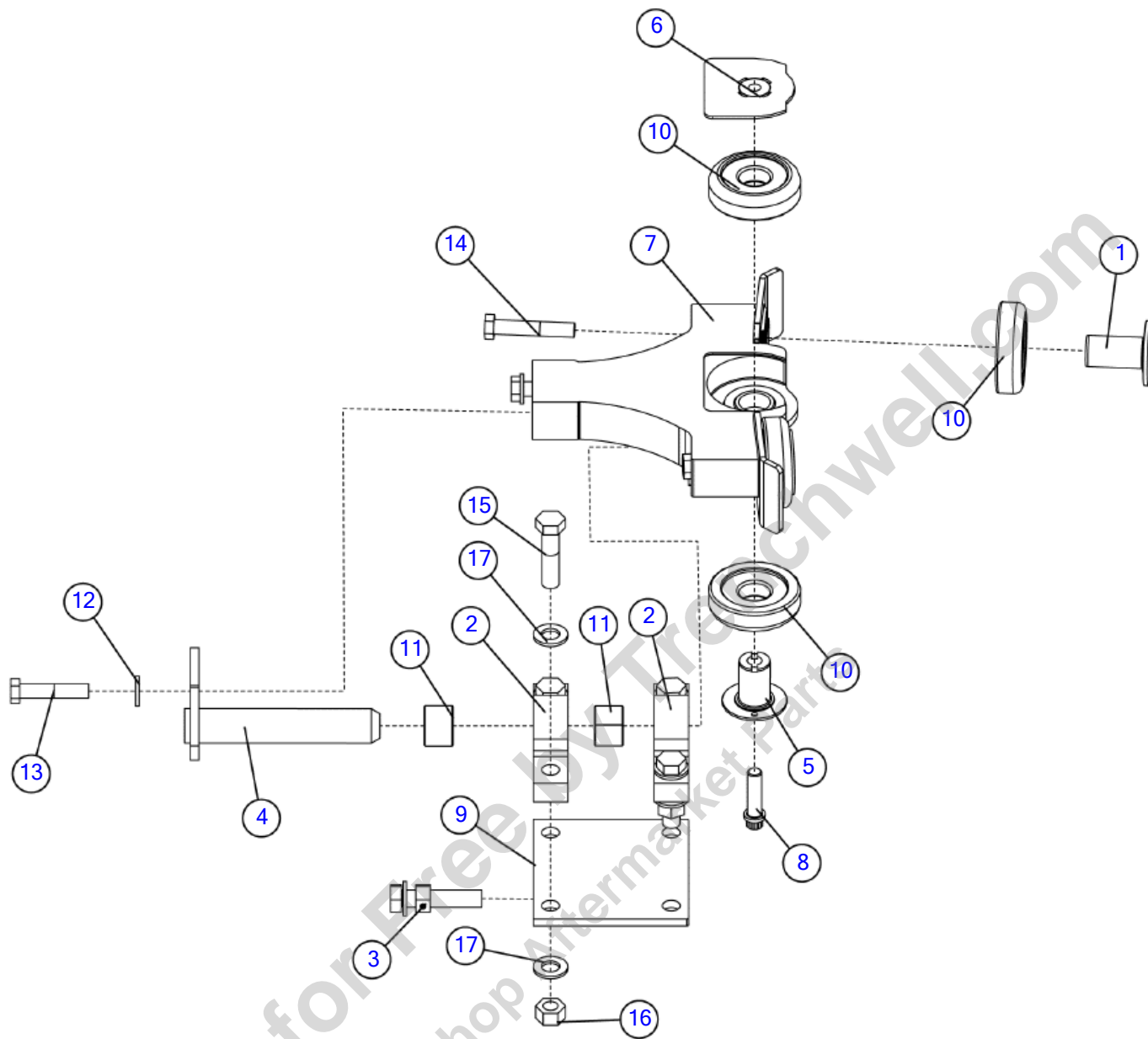


Illustration No: 163636258 - Not For Ordering

Tub Guide & Carrier Roller

Fig 03-04

REF NO.	PART NO.	DESCRIPTION	QTY.	REMARKS
1	163620263	PIN - CARRIER ROLLER	8	
2	163629109	PLATE-ROLLER MOUNT FRONT PIVOT	8	
3	163629177	SCREW-ROLLER MOUNT ADJUST	1	
	284395001	BOLT - 3/4 UNC X 3 1/2 FULL THREAD GR 8	1	
	235739001	NUT-3/4-10 GR8 ZYC	1	
	1788023	PIN-EXPANSION 1/4 X 1 1/4	1	
	295016001	WASHER, SAE FLAT-.75 -.81X1.50-.14-YZ	1	
4	163629208	PIN-ROLLER MOUNT PIVOT	1	
5	163635742	PIN - GUIDE ROLLER	4	
6	163635743	NUT - GUIDE ROLLER	4	
7	163635746	WELDMENT - TUB ROLLER MOUNT	4	
8	163635748	SCREW - 12PT - .63 - 11 X 2.25 - PLN	4	
9	163646453	WELDMENT- ROLLER MOUNT	4	
10	163646500	BEARING - 4in MAST GUIDE MICRO - POLY FILLED	16	
11	1835065	BSHG.-STL.-1 3/4ODX1 1/2IDX1	8	
12	235715001	WASHER-FLATSTRL-.63-.66 X 1.31-.15-YZ-A325	16	
13	235747001	BOLT-5/8-11X3 GR8 HEX ZYC	8	
14	238208001	BOLT 5/8 - 11 X 3 1/2 Gr 8 HEX ZYC	8	
15	238242001	BOLT 3/4"-10 X 3" GR8 HEX Y/Z	16	
16	397001	NUT-3/4-10 GR 8 SLTL	16	
16	(250510001)	NUT 3/4 NC Gr8 SLTL Y/ZINC	16	
17	295016001	WASHER, SAE FLAT-.75 -.81X1.50-.14-YZ	32	

Thrown Object Restraint System & Pivot

Fig 03-05

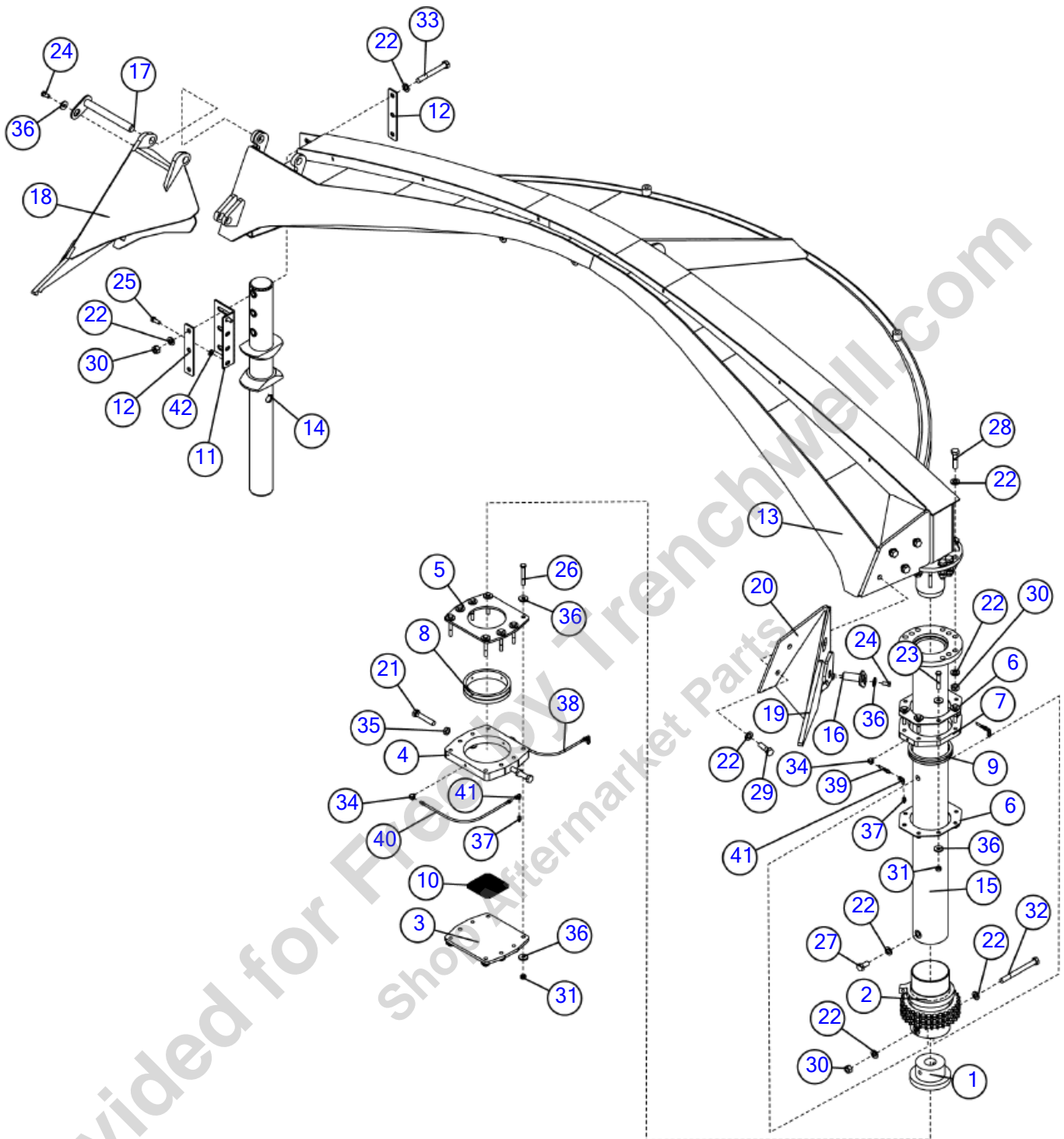


Illustration No: 163636491 - Not For Ordering

Thrown Object Restraint System & Pivot

Fig 03-05

REF NO.	PART NO.	DESCRIPTION	QTY.	REMARKS
1	156199001	BASE - TUB COVER PIVOT FOOT	1	
2	156206001	SLEEVE - TUB COVER POSITIONING SPROCKET	1	
3	156213001	PLATE - TUB COVER BOTTOM BEARING FOOT	1	
4	156215001	PLATE - TUB COVER BOTTOM BEARING RETAINER	1	
5	156217001	PLATE - TUB COVER BOTTOM BEARING COVER	1	
6	156218001	PLATE - TUB COVER TOP BEARING RETAINER	2	
7	156219001	PLATE - TUB COVER TOP BEARING HOUSING	1	
8	156221001	BEARING - TUB COVER BOTTOM PIVOT	1	
9	156222001	BEARING - TUB COVER TOP PIVOT	1	
10	156223001	BEARING - TUB COVER PIVOT PLATE	1	
11	163629934	PLATE - POST MOUNT	1	
12	163635556	BAR - POST MOUNT	2	
13	163636194	WELDMENT - TUB COVER	1	
14	163636200	WELDMENT - TORS LOCK TUBE	1	
15	163636492	TUBE - TUB COVER PIVOT	1	
16	163636946	PIN - RETAINER	2	
17	163636948	PIVOT PIN	1	
18	163636991	DEFLECTOR TUB COVER	1	
19	163646305	DEFLECTOR - TUB COVER	1	
20	163646307	WELDMENT - TUB COVER DEFLECTOR	1	
21	163693778	SCREW-HCS-.75-10 X 4-GR5-YZ-FT	2	
22	235717001	WASHER - 3/4" HARDENED FLAT YZ	32	
23	235724001	BOLT-1/2-13X3 GR8 HEX ZINC PLT	8	
24	235729001	SCREW-HCS-.50-13X1.00-GR8-YZ	3	
25	235737001	BOLT-1/2-13X1 1/4 GR8 ZYC	4	
26	238213001	BOLT-1/2-13X3 3/4 GR8 HEX ZYC	8	
27	238217001	BOLT-3/4-10X1 1/2 GR8 HEX ZYC	2	
28	238242001	BOLT 3/4"-10 X 3" GR8 HEX Y/Z	12	
29	238880001	BOLT-3/4-10X2 1/2 HHCS GR8 ZY	4	
30	397001	NUT-3/4-10 GR 8 SLTL	10	
30	(250510001)	NUT 3/4 NC Gr8 SLTL Y/ZINC	10	
31	250512001	NUT- 1/2 NC Gr8 TOP LOCK Y/ ZINC	16	
32	283500001	BOLT -3/4-10X8 GR 8 YZNC	1	
33	385064	SCREW - HCS -3/4-10X6 1/2 GR 8 YZ	3	
34	4017001	FITTING-3400 X 2 WTHR-HD	4	
35	433001	NUT-3/4 NC HEX JAM	2	
36	510360637	WASHER FLATSTRL .50 .53X1.50 .19 YZ	35	
37	587001	ZERK 1/8" F ST GREASE	4	
38	59245015	HOSE - 1/8 X 16 1/8 NPT M&M 100R7	1	
39	59245037	HOSE-1/8X80 1/8M NPT 3000 PSI	2	
40	59245047	HOSE-1/8X20 1/8 NPTM 2500#	1	
41	59246001	FITTING-1/8MX1/8FS 90DEG	4	
42	86510001	WASHER-1/2 FLT HARDENED	4	

Support Post- Front Cover

Fig 03-06

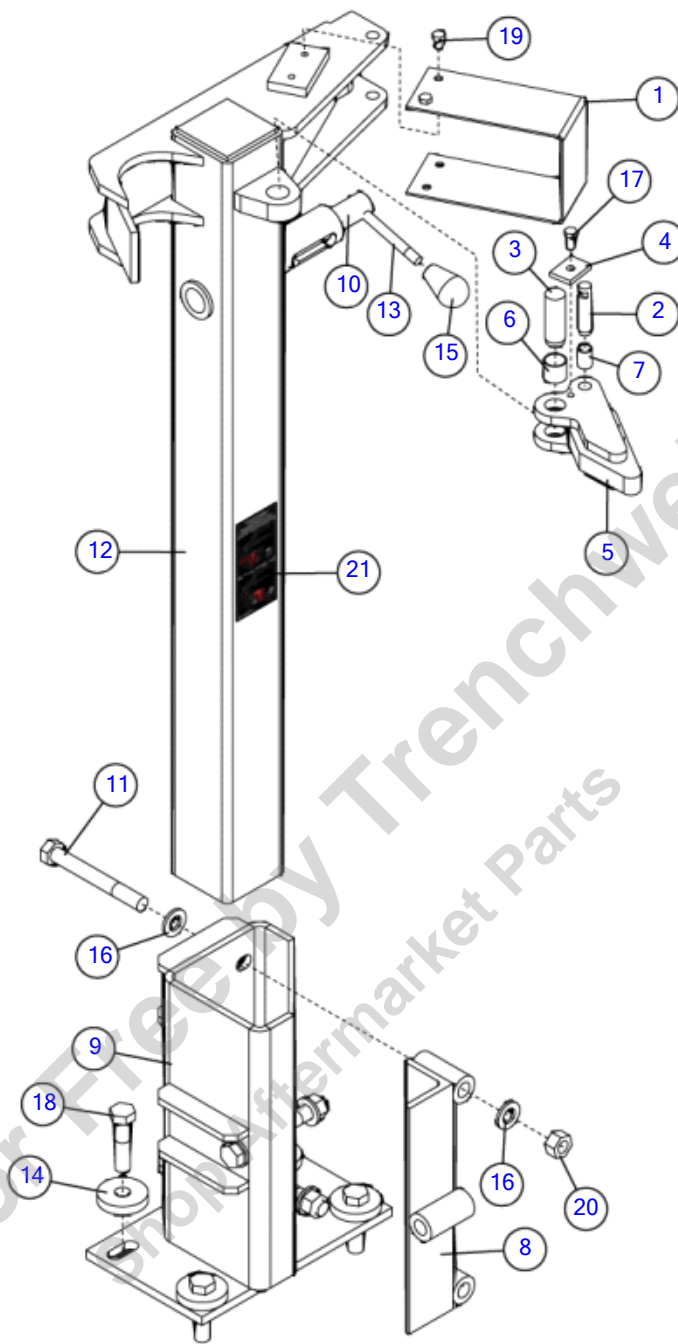


Illustration No. 163636259 - Not For Ordering

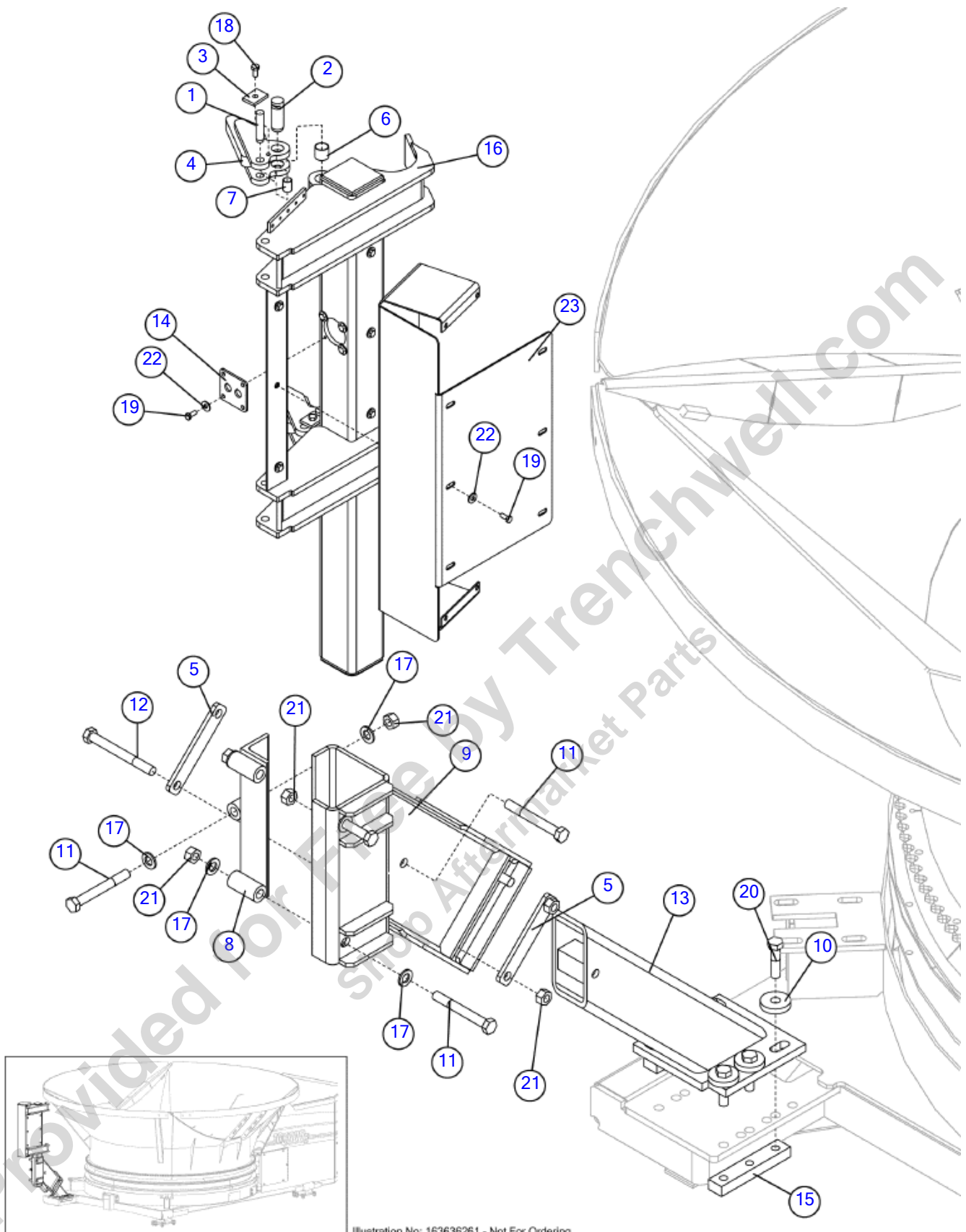
Support Post- Front Cover

Fig 03-06

REF NO.	PART NO.	DESCRIPTION	QTY.	REMARKS
1	141707001	COVER - SWITCH	1	
2	142194001	PIN - 5/8 X 2 U.L.	1	
3	142195001	PIN - 1 X 2 U.L.	1	
4	142199001	BAR - PIN RETAINER	1	
5	142211001	LATCH - TUB COVER	1	
6	142963001	BUSHING 1in ID X 1in DU	1	
7	142964001	BUSHING-5/8" ID. X 1" DU	1	
8	143162001	CLAMP - TUB COVER	1	
9	143172001	FRONT POST MOUNT	1	
10	144074001	PIN-COVER LATCH	1	
11	147270001	BOLT-3/4-10X6 GR.8 HEX PLATED	3	
12	163636630	WELDMENT - TC FRONT POST	1	
13	163737344	BAR-THREADED HANDLE	1	
14	163749158	WASHER-MOUNT	4	
15	223932001	KNOB-#259 OVAL 1/2-13 (ORANGE)	1	
16	235717001	WASHER - 3/4" HARDENED FLAT	6	
17	235726001	BOLT-3/8-16X3/4 GR8 HEX	1	
18	238242001	BOLT 3/4"-10 X 3" GR8 HEX	4	
19	240310001	SCREW - HCS - .38 - 16 X .50 - GR8	4	
20	397001	NUT-3/4-10 GR 8 SLTL	3	
20	(250510001)	NUT 3/4 NC Gr8 SLTL Y/ZINC	3	
21	7000A646	DECAL-TRANSPORT LOCK	1	

Support Post- Rear Cover

Fig 03-07




Support Post- Rear Cover

Fig 03-07

REF NO.	PART NO.	DESCRIPTION	QTY.	REMARKS
1	142194001	PIN - 5/8 X 2 U.L.	2	
2	142195001	PIN - 1 X 2 U.L.	2	
3	142199001	BAR - PIN RETAINER	2	
4	142211001	LATCH - TUB COVER	2	
5	142253001	PLATE - BACKING BAR	2	
6	142963001	BUSHING 1in ID X 1in DU	2	
7	142964001	BUSHING-5/8" ID. X 1" DU	2	
8	143162001	CLAMP - TUB COVER	1	
9	143164001	REAR PIVOT - TUB COVER	1	
10	163749158	WASHER-MOUNT	6	
11	147270001	BOLT-3/4-10X6 GR.8 HEX PLATED	4	
12	147271001	3/4 - 10 X 7in GRADE8 HEX BOLT PLATED	2	
13	163636486	WELDMENT - REAR POST MOUNT	1	
14	163636957	PLATE - BULKHEAD COVER	1	
15	163646136	BLOCK - 3/4-10 TAPPED	2	
16	163646421	REAR POST WELDMENT	1	
17	235717001	WASHER - 3/4" HARDENED FLAT YZ	6	
18	235726001	BOLT-3/8-16X3/4 GR8 HEX ZNCPLT	2	
19	235742001	BOLT-5/16-18X3/4 GR8 ZYC	14	
20	238242001	BOLT 3/4"-10 X 3" GR8 HEX Y/Z	6	
21	397001	NUT-3/4-10 GR 8 SLTL	6	
22	510337605	WASHER-FLATSTD-.31-.38X.88-.08-YZ	14	
23	163646420	GUARD - REAR SPT POST HOSE	1	

Mill



Provided for Free by TroyChowell.com
Shop Aftermarket Parts

Mill

Mill Motor & Subframe- 480V/60Hz	Fig	04-01
Mill Motor & Subframe- 380V/60 Hz IEC	Fig	04-02
Mill Motor & Subframe- NEMA	Fig	04-03
Motor- Pump Drive 60 HP	Fig	04-04
Pump Drive- 380V/ 50Hz IEC	Fig	04-05
Mill Sensor	Fig	04-06
Mill Speed Sensor	Fig	04-07
Cooling Fan Drive- 460V/ 60Hz	Fig	04-08
Cooling Fan Drive- 380V/ 50Hz IEC (SN 104 - 104)	Fig	04-09
Cooling Fan Drive (SN 105-)	Fig	04-09R01
Cooling Fan Shroud	Fig	04-10
Cover- Screen Box	Fig	04-11
Lift Frame & Doors	Fig	04-12
Top Shield	Fig	04-13

Provided for Free by Trenchwell.com
 Shop Aftermarket Parts

Mill Motor & Subframe- 480V/60Hz

Fig 04-01

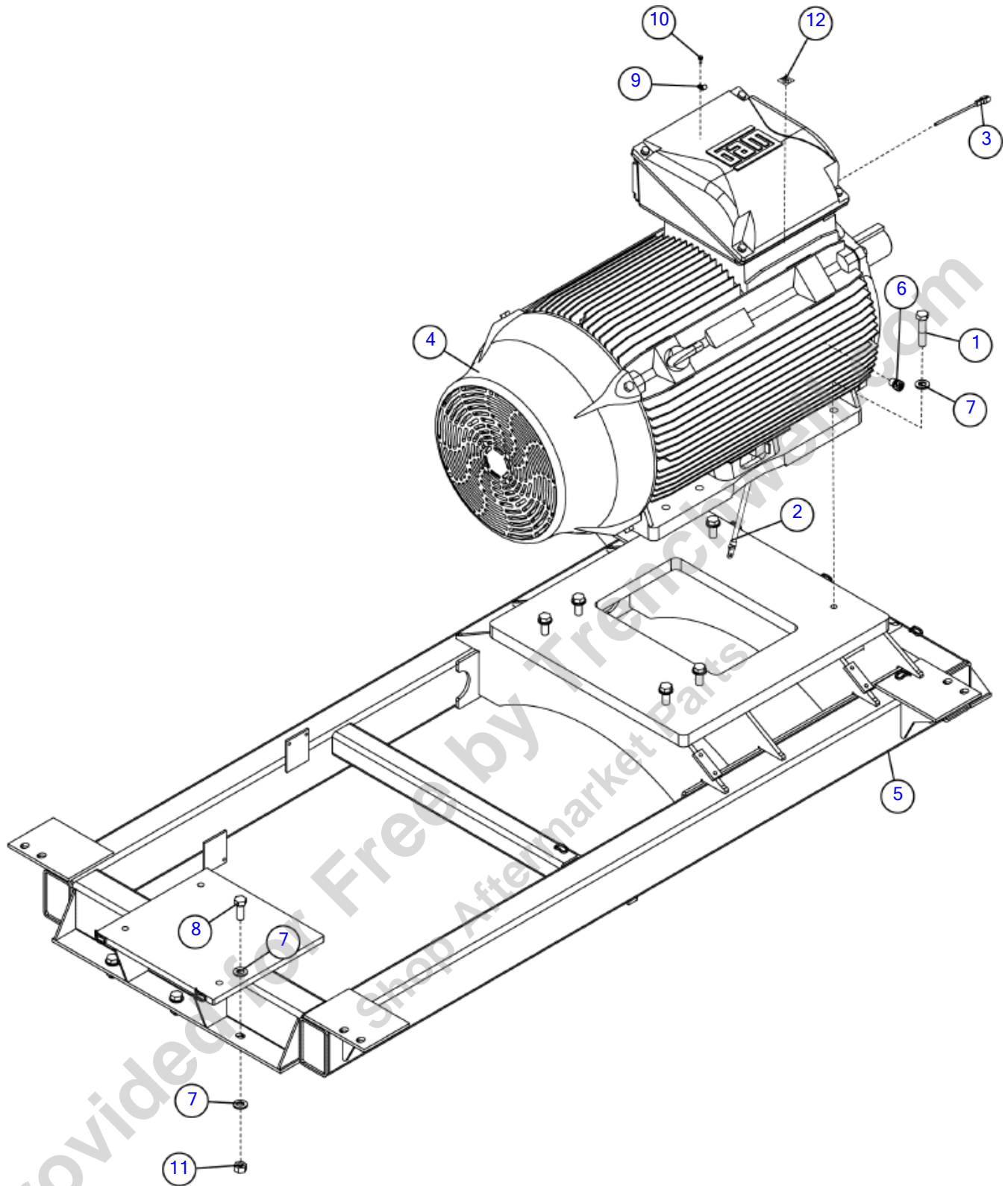


Illustration No. 163685021 - Not For Ordering

Mill Motor & Subframe- 480V/60Hz

Fig 04-01

REF NO.	PART NO.	DESCRIPTION	QTY.	REMARKS
1	124620034	BOLT-3/4-10X3 1/2 GR8 HEX ZYC	6	
2	163673296	CABLE-GROUND STRAP	1	
3	163673319	HARNESS-MOTOR TEMP	1	
4	163685020	MOTOR-ELEC-500 HP 480v/60hz 449T W22	1	
5	163685022	SUBFRAME-MOTOR - TG5000E	1	
6	163695924	CORD CONNECTOR- 1/2 .252-.375	1	
7	235717001	WASHER - 3/4" HARDENED FLAT YZ	22	
8	235746001	BOLT-3/4-10X2 GR8 HEX ZYC	8	
9	2595005	HOSE CLAMP - 1/4" TS7C	1	
10	296327055	BOLT-M5-.8X16 HEX FLG SCR DIN 6921 GR. 10.9 ZINC	1	
11	397001	NUT-3/4-10 GR 8 SLTL	8	
12	7000C159	DECAL ROTATION DIRECTION	1	

Provided for Free by Trenchwell.com
Shop Aftermarket Parts

Mill Motor & Subframe- 380V/60 Hz IEC

Fig 04-02

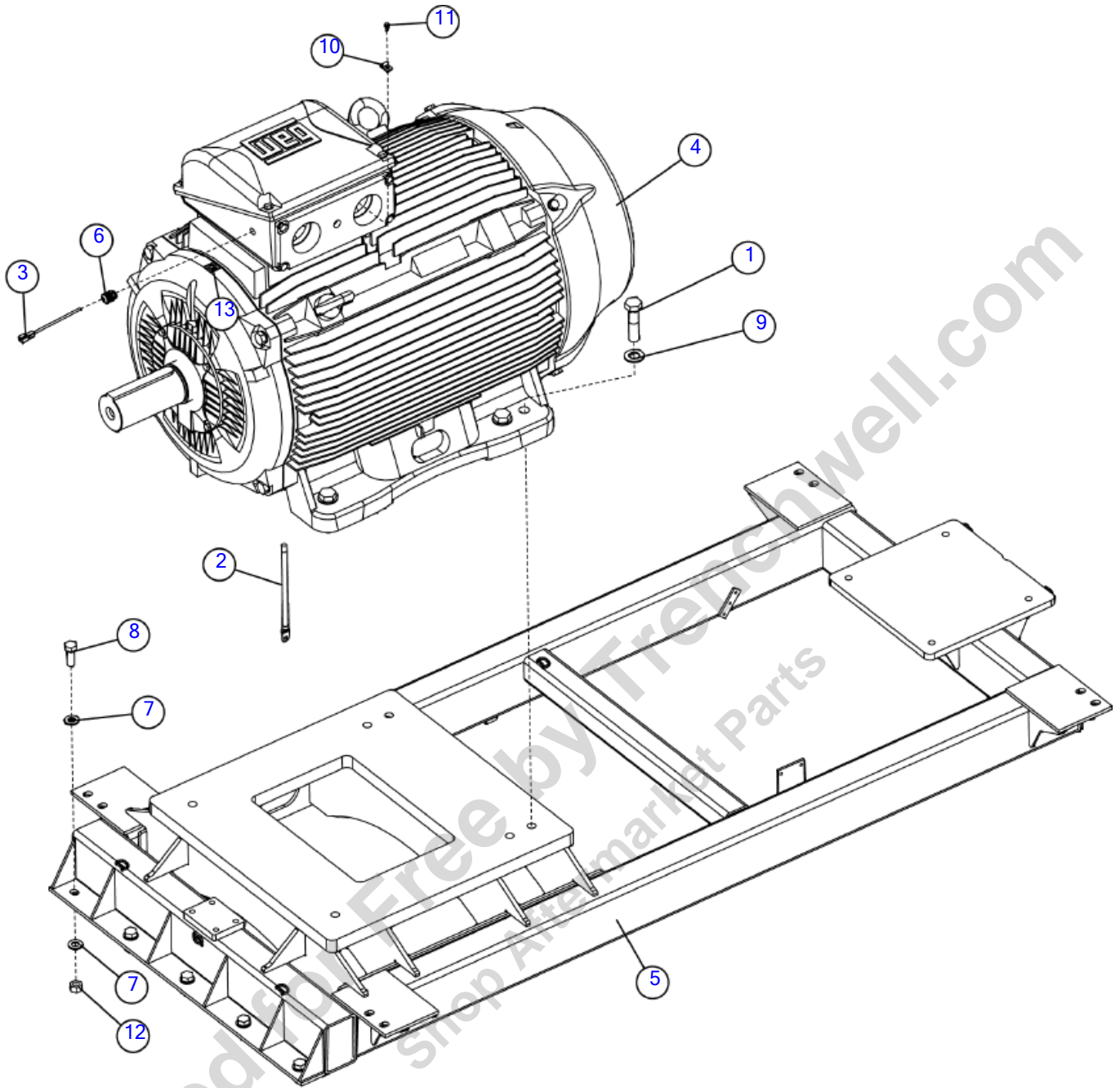


Illustration No: 163716663 - Not For Ordering

Mill Motor & Subframe- 380V/60 Hz IEC

Fig 04-02

REF NO.	PART NO.	DESCRIPTION	QTY.	REMARKS
1	160768001	BOLT - 1-8 X 4 HHCS GR 8 ZY	6	
2	163673298	CABLE-GROUND STRAP	1	
3	163673319	HARNESS-MOTOR TEMP	1	
4	163716651	ELEC MOTOR-500 HP 380V/60HZ IEC H.E.	1	
5	163716655	WELDMENT - MOTOR SUBFRAME (IEC)	1	
6	163726161	CABLE GLAND 5-13MM PCGU-M20	1	
7	235717001	WASHER - 3/4" HARDENED FLAT YZ	16	
8	235746001	BOLT-3/4-10X2 GR8 HEX ZYC	8	
9	238892001	WASHER-FLATSTRL-1.00-1.13X2.00-.16-YZ-A325	6	
10	2595005	HOSE CLAMP - 1/4" TS7C	1	
11	296327055	BOLT-M5-.8X16 HEX FLG SCR DIN 6921 GR. 10.9 ZINC	1	
12	397001	NUT-3/4-10 GR 8 SLTL	8	
13	7000C159	DECAL ROTATION DIRECTION	1	

Provided for Free by Trenchwell.com
Shop Aftermarket Parts

Mill Motor & Subframe- NEMA

Fig 04-03

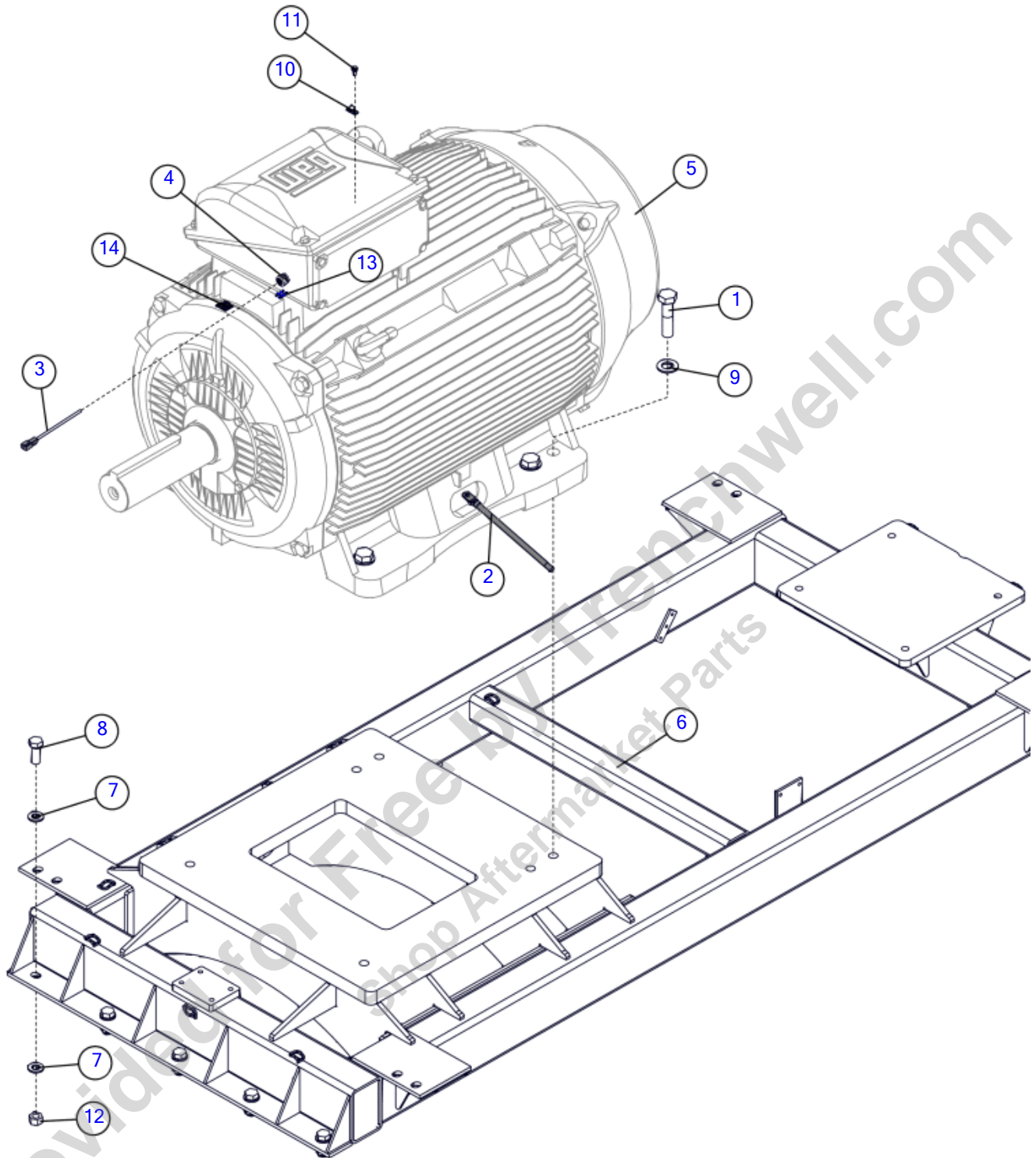


Illustration No: 163734659 - Not For Ordering

Mill Motor & Subframe- NEMA

Fig 04-03

REF NO.	PART NO.	DESCRIPTION	QTY.	REMARKS
1	160768001	BOLT - 1-8 X 4 HHCS GR 8 ZY	6	
2	163673298	CABLE-GROUND STRAP	1	
3	163673319	HARNESS-MOTOR TEMP	1	
4	163716651	ELEC MOTOR-500 HP 380V/60HZ IEC H.E.	1	
5	163716655	WELDMENT - MOTOR SUBFRAME (IEC)	1	
6	163726161	CABLE GLAND 5-13MM PCGU-M20	1	
7	235717001	WASHER - 3/4" HARDENED FLAT YZ	16	
8	235746001	BOLT-3/4-10X2 GR8 HEX ZYC	8	
9	238892001	WASHER-FLATSTRL-1.00-1.13X2.00-.16-YZ-A325	6	
10	2595005	HOSE CLAMP - 1/4" TS7C	1	
11	296327055	BOLT-M5-.8X16 HEX FLG SCR DIN 6921 GR. 10.9 ZINC	1	
12	397001	NUT-3/4-10 GR 8 SLTL	8	
13	7000C159	DECAL ROTATION DIRECTION	1	

Provided for Free by Trenchwell.com
Shop Aftermarket Parts

Motor- Pump Drive 60 HP

Fig 04-04

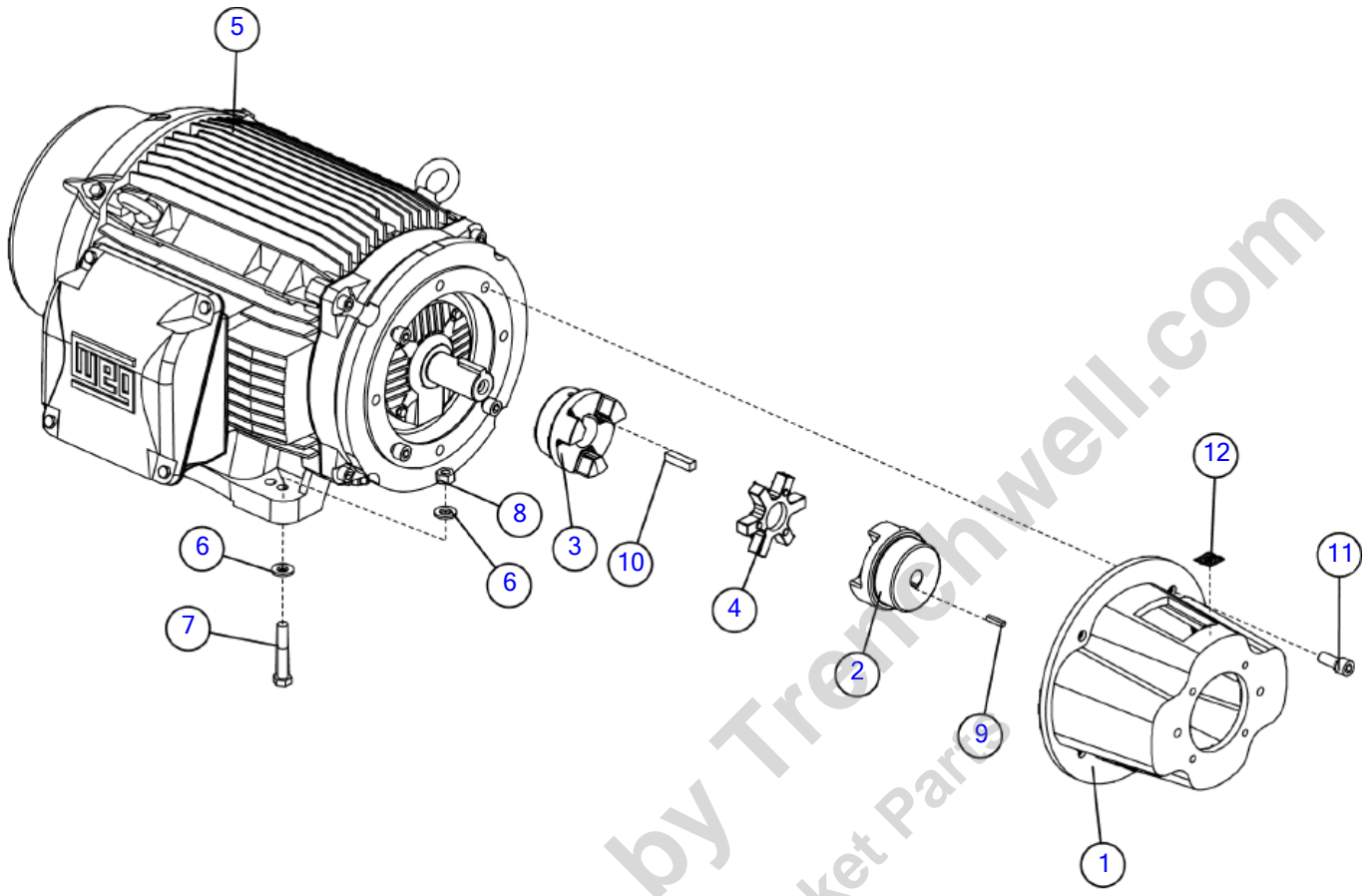


Illustration No 163685042- Not For Ordering

Motor- Pump Drive 60 HP

Fig 04-04

REF NO.	PART NO.	DESCRIPTION	QTY.	REMARKS
1	163621453	MOUNT - HYDRAULIC PUMP	1	
2	163685548	COUPLING-L225 X 1"ID 1/4" KEY	1	
3	163685549	COUPLING-L225 X 1 7/8"ID 1/2" KEY	1	
4	163685550	COUPLING-ELASTOMERIC L225SOX	1	
5	163726256	MOTOR-ELECTRIC-60 HP 460V/60HZ W/C-FLANGE	1	
6	235715001	WASHER-FLATSTRL-.63-.66 X 1.31-.15-YZ-A325	8	
7	238208001	BOLT 5/8 - 11 X 3 1/2 Gr 8 HEX ZYC	4	
8	250513001	NUT - 5/8NC Gr8 TOP LOCK Y/ZINC	4	
9	578003	HKEYS-1/4X1/4X1 1/4	1	
10	580003	HKEYS-1/2X1/2X2	1	
11	605245001	CAPSCREW	4	
12	7000C159	DECAL ROTATION DIRECTION	1	

Provided for Free by Trenchwell.com
Shop Aftermarket Parts

Pump Drive- 380V/ 50Hz IEC

Fig 04-05

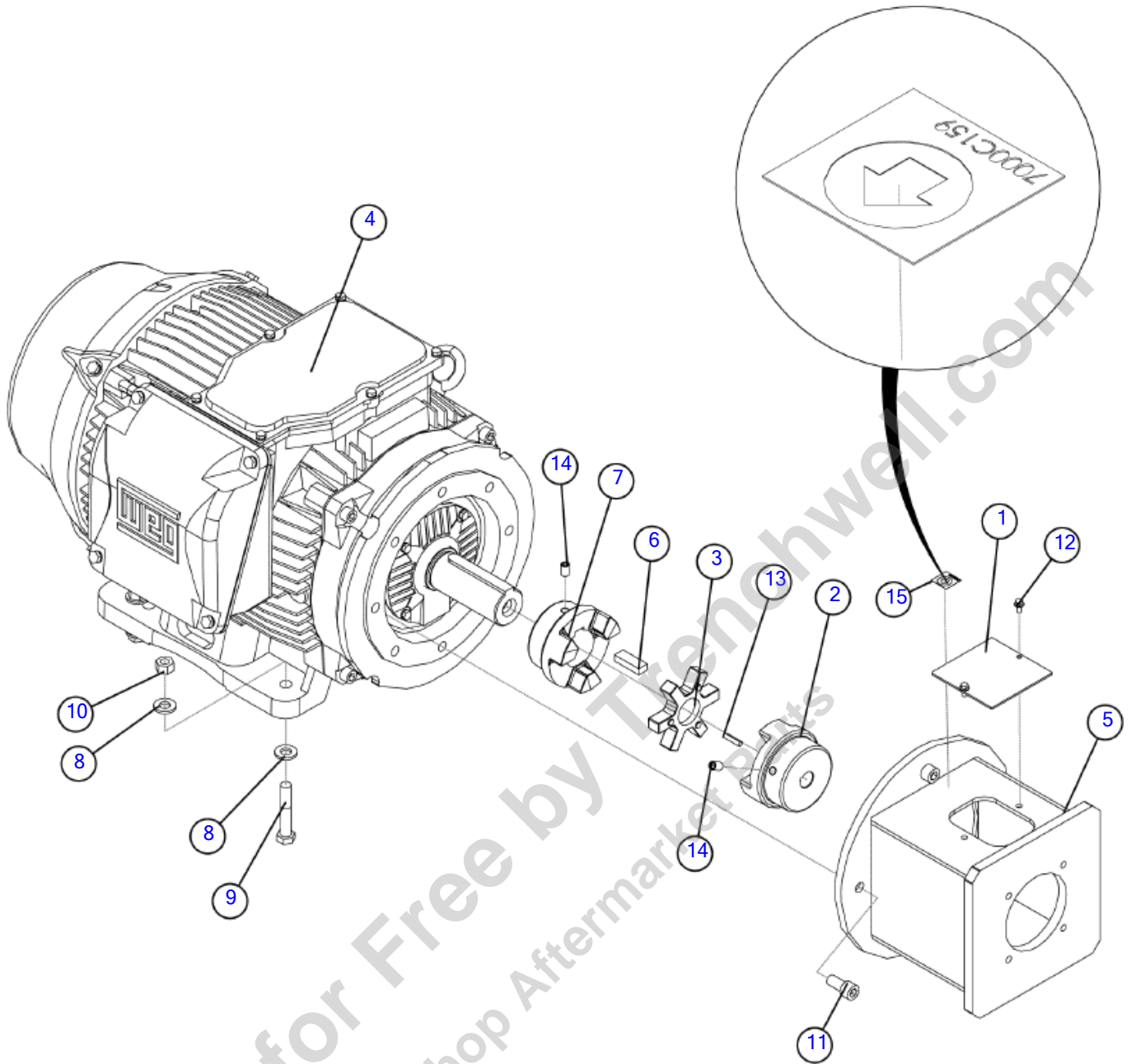


Illustration No: 163716664 - Not For Ordering

Pump Drive- 380V/ 50Hz IEC

Fig 04-05

REF NO.	PART NO.	DESCRIPTION	QTY.	REMARKS
1	163661836	PLATE - PUMP MOUNT ACCESS COVER	1	
2	163685548	COUPLING-L225 X 1"ID 1/4" KEY	1	
3	163685550	COUPLING-ELASTOMERIC L225SOX	1	
4	163716672	MOTOR-ELECTRIC-60 HP 380V/50HZ H.E. IEC	1	
5	163716720	WELDMENT - HYD. PUMP MOUNT	1	
6	163716721	KEYSTOCK-METRIC-11MM X 18MM X 50.80MM LONG	1	
7	163716723	COUPLING-L225X60MMID 18MM KEY	1	
8	235715001	WASHER-FLATSTRL-.63-.66 X 1.31-.15-YZ-A325	8	
9	238208001	BOLT 5/8 - 11 X 3 1/2 Gr 8 HEX ZYC	4	
10	250513001	NUT - 5/8NC Gr8 TOP LOCK Y/ZINC	4	
11	296260026	SCREW - SHCS - .63-11 X 1.25	4	
12	296300751	SCREW HFS .25-20X.50 GR8-YZ	2	
13	578003	HKEYS-1/4X1/4X1 1/4	1	
14	68837003	SCREW-1/2-13X3/4 SOCKET SET	2	
15	7000C159	DECAL ROTATION DIRECTION	1	

Provided for Free by Trenchwell.com
Shop Aftermarket Parts

Mill Sensor
Fig 04-06

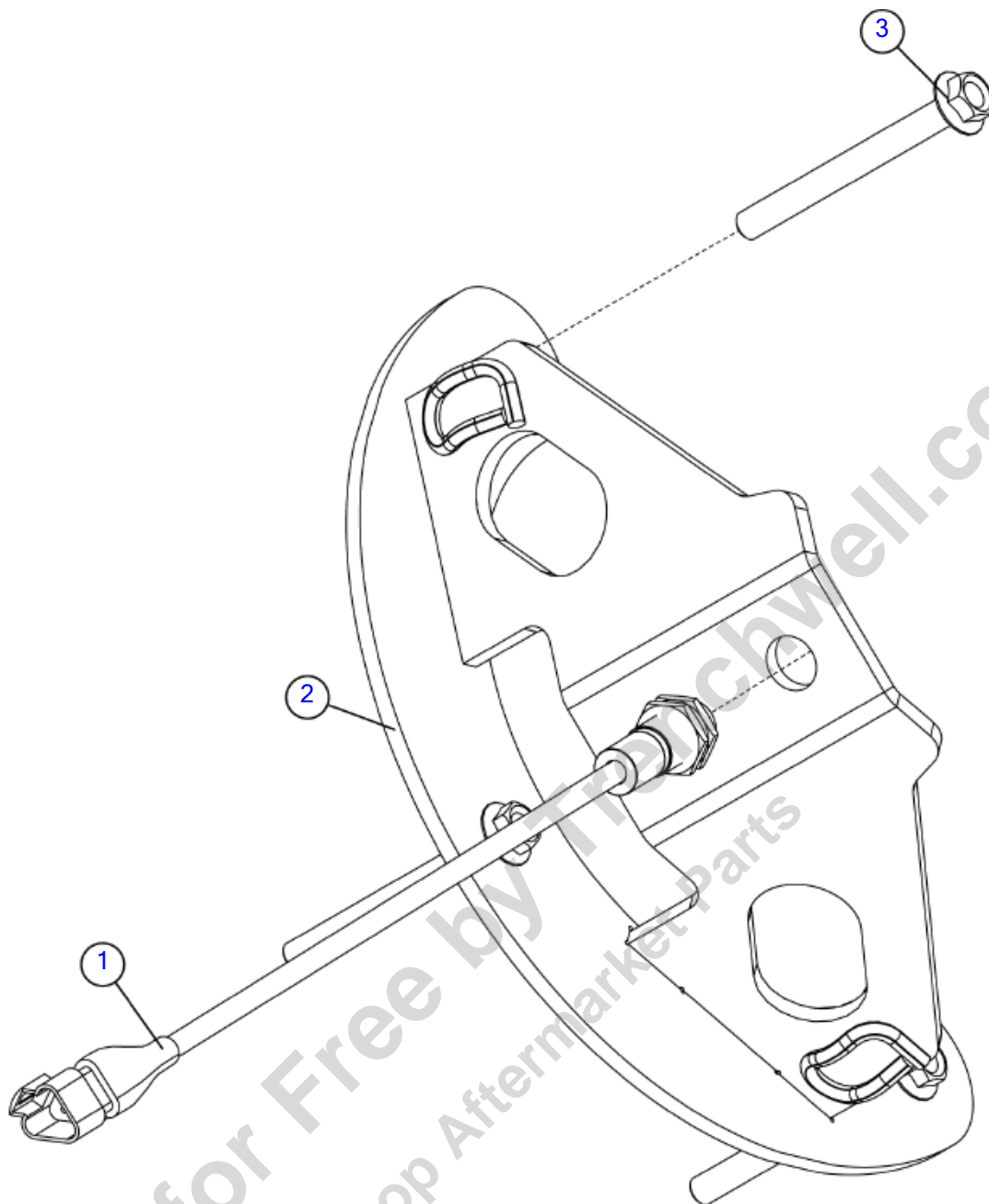


Illustration No: 163695968 - Not For Ordering

Mill Sensor
Fig 04-06

REF NO.	PART NO.	DESCRIPTION	QTY.	REMARKS
1	163628352	SWITCH - PROX 18 MM NO - HIGH TEMP	1	
2	163685558	WELDMENT - SENSOR MOUNT	1	
3	180007668	SCREW-HFS,M10-1.50X100,10.9,YZ (PFCN)	3	

Provided for Free by Trenchwell.com
Shop Aftermarket Parts

Mill Speed Sensor

Fig 04-07

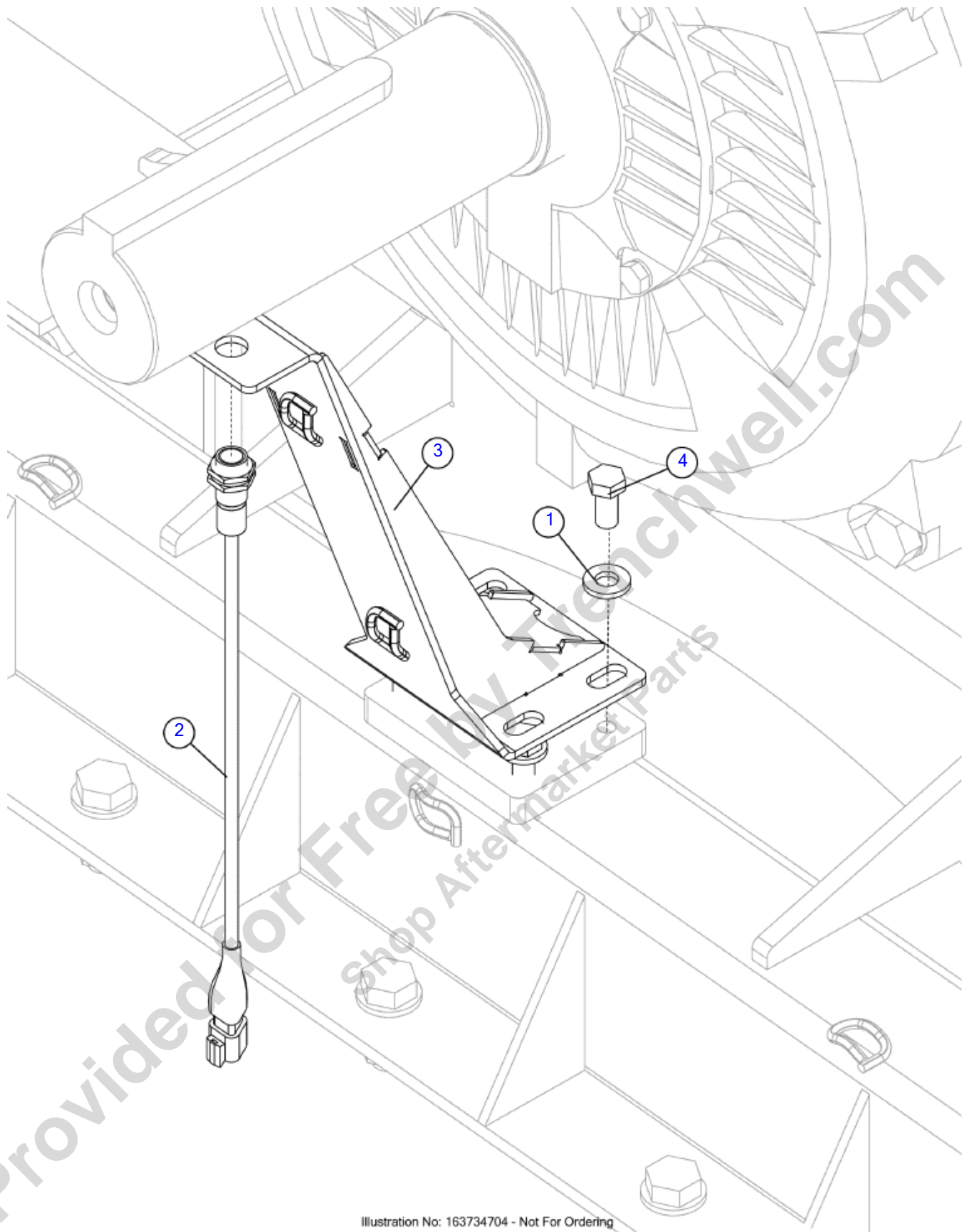


Illustration No: 163734704 - Not For Ordering

Mill Speed Sensor

Fig 04-07

REF NO.	PART NO.	DESCRIPTION	QTY.	REMARKS
1	127362001	WASHER-1/2 HARD.FLAT/PLATED	4	
2	163628376	SWITCH - PROX 18 MM NO	1	
3	163734706	WELDMENT - MILL SPEED SENSOR MOUNT	1	
4	235729001	SCREW-HCS-.50-13X1.00-GR8-YZ	4	

Provided for Free by Trenchwell.com
Shop Aftermarket Parts

Cooling Fan Drive- 460V/ 60Hz

Fig 04-08

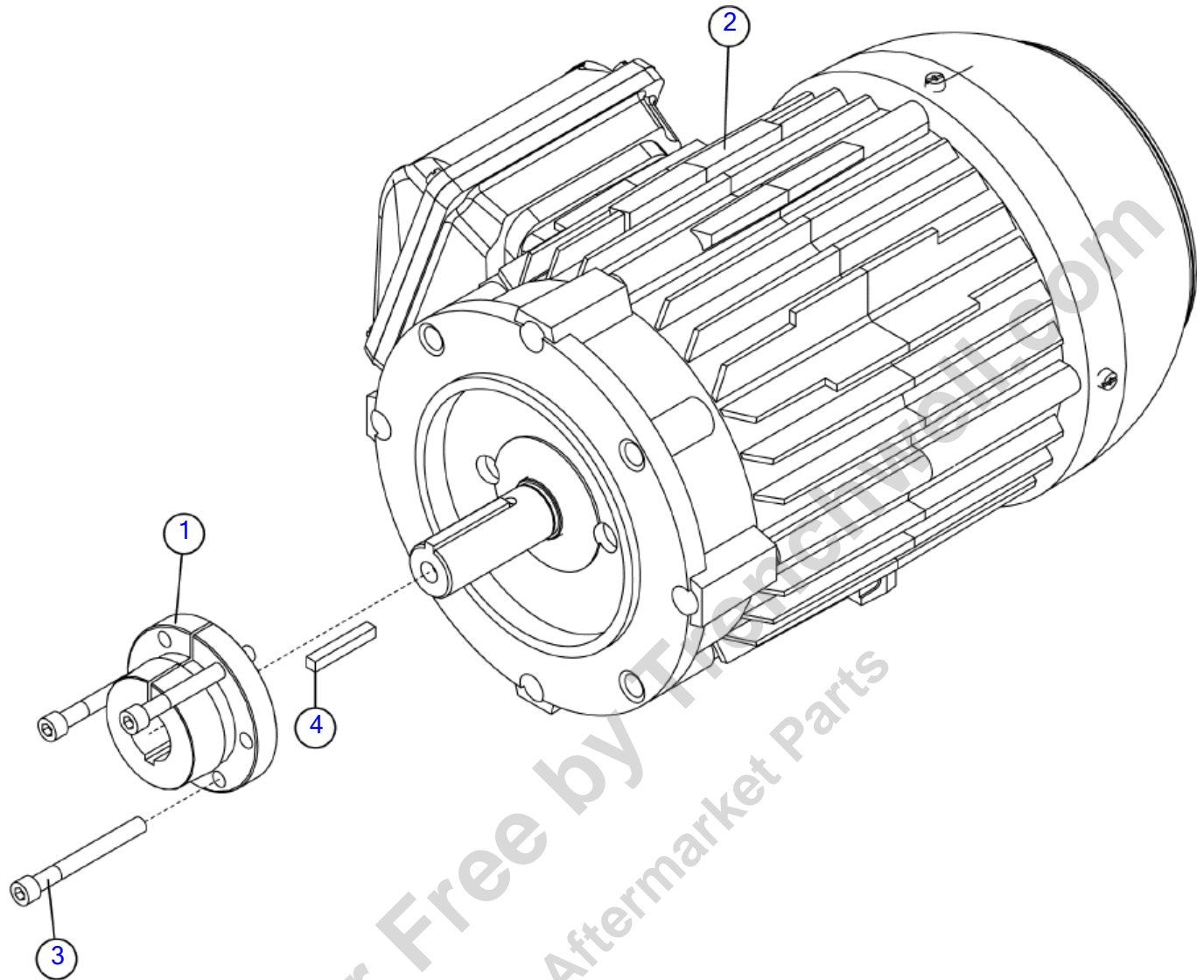


Illustration No: 163661825 - Not For Ordering

Cooling Fan Drive- 460V/ 60Hz

Fig 04-08

REF NO.	PART NO.	DESCRIPTION	QTY.	REMARKS
1	163726197	HUB BUSHING SH 0.875in	1	
2	163726255	MOTOR-ELECTRIC-2 HP 460V/60HZ	1	
3	503286001	BOLT-1/4 X 2 1/4 NC SOCKET HD CS	3	
4	577011	HKEY-3/16X3/16-1 1/4	1	

Provided for Free by Trenchwell.com
Shop Aftermarket Parts

Cooling Fan Drive- 380V/ 50Hz IEC (SN 104 - 104)

Fig 04-09

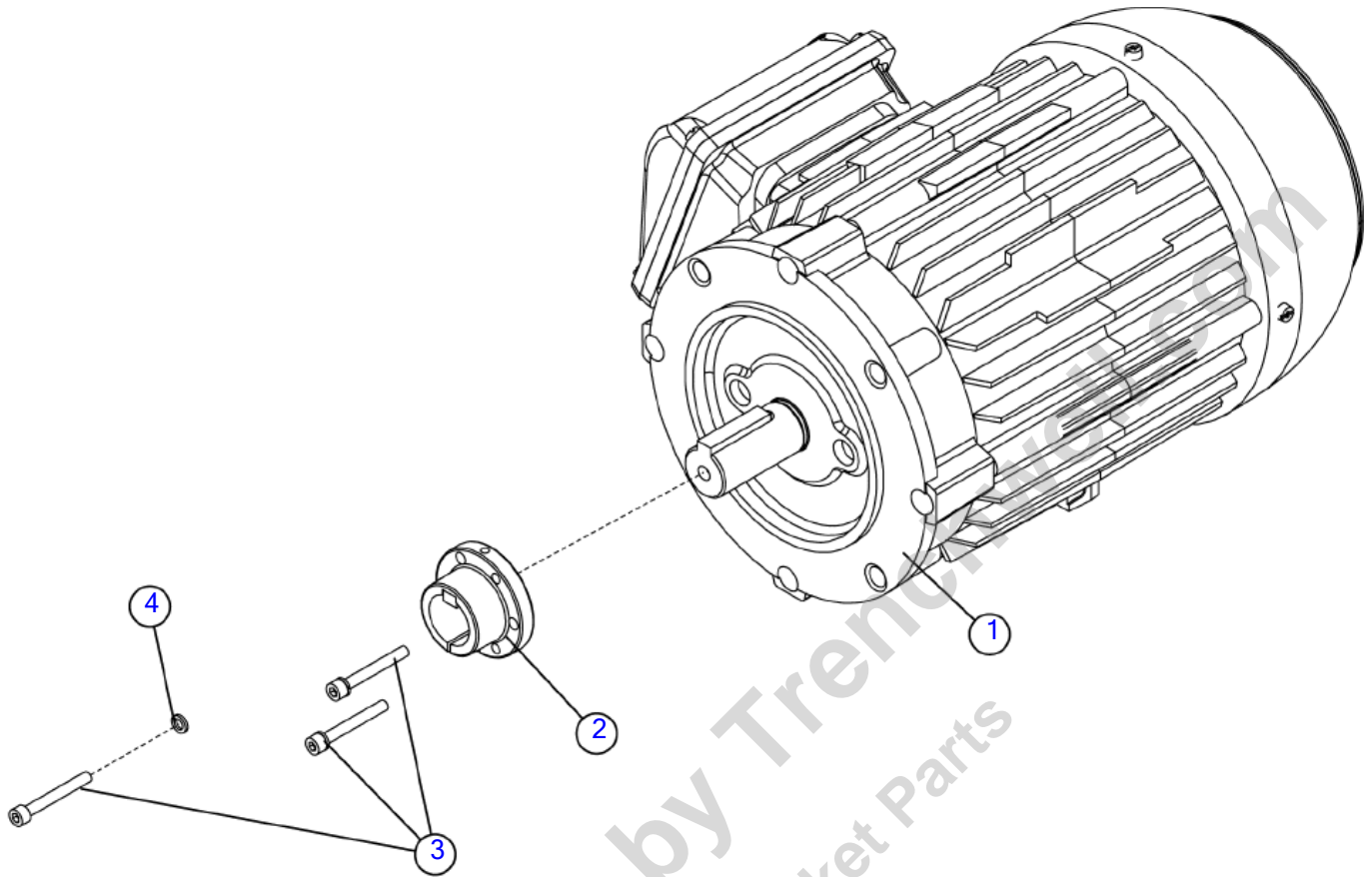


Illustration No. 163716728- Not For Ordering

Cooling Fan Drive- 380V/ 50Hz IEC (SN 104 - 104)

Fig 04-09

REF NO.	PART NO.	DESCRIPTION	QTY.	REMARKS
1	163716727	MOTOR-ELECTRIC-2 HP 380V/50HZ H.E. IEC	1	
2	163716769	HUB-24MM DIA BUSHING-TAPERLOCK	1	
3	284473001	BOLT - #10-24 UNC X 1-1/2 GR.8	3	
4	480001	WASHER-3/16 S/T LOCK	3	

Provided for Free by Trenchwell.com
Shop Aftermarket Parts

Cooling Fan Drive (SN 105-)

Fig 04-09R01

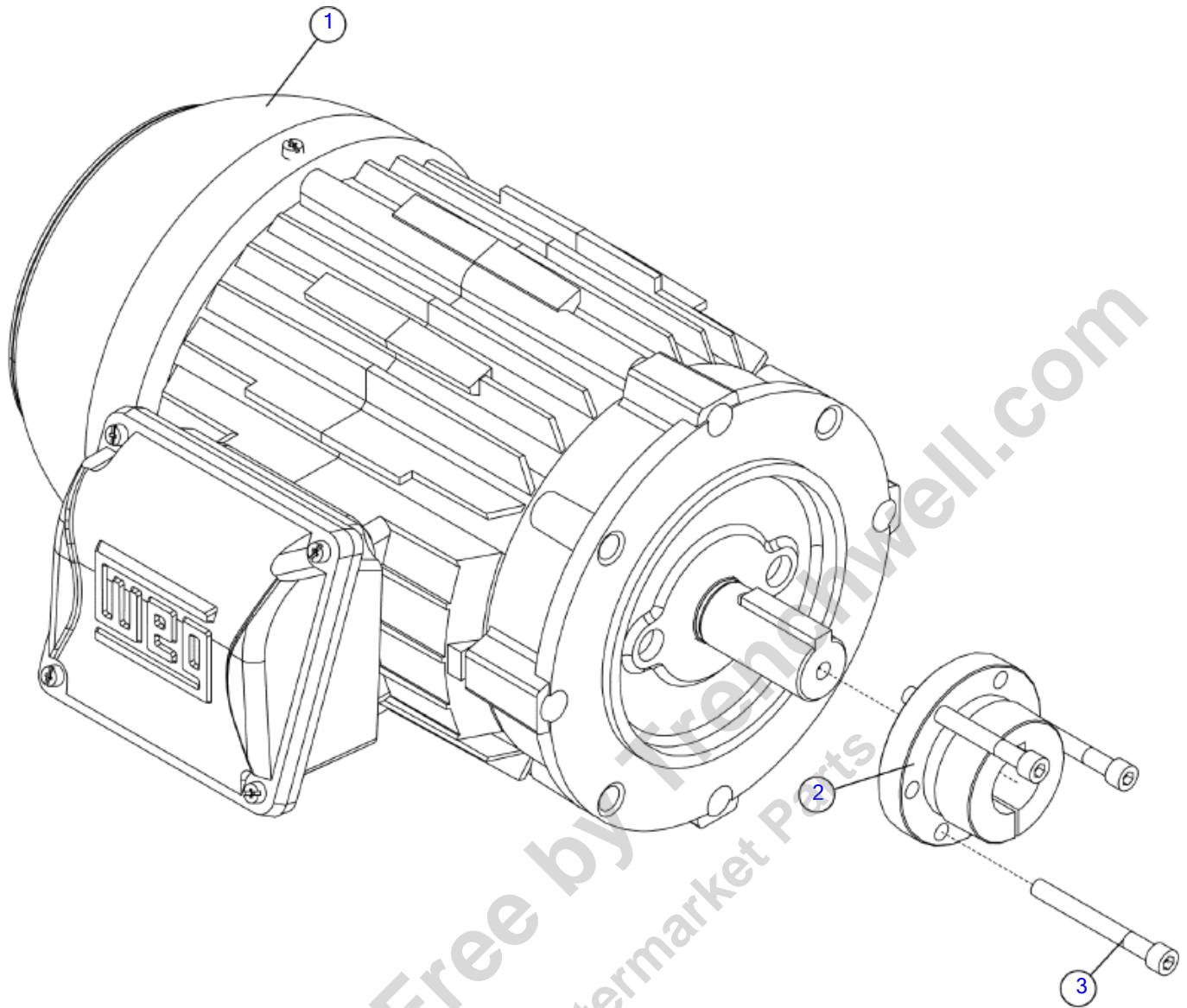


Illustration No 163726208- Not For Ordering

Cooling Fan Drive (SN 105-)

Fig 04-09R01

REF NO.	PART NO.	DESCRIPTION	QTY.	REMARKS
1	163716727	MOTOR-ELECTRIC-2 HP 380V/50HZ H.E. IEC	1	
2	163726199	HUB-BUSHING-SH 24MM	1	
3	503286001	BOLT-1/4 X 2 1/4 NC SOCKET HD CS	3	

Provided for Free by Trenchwell.com
Shop Aftermarket Parts

Cooling Fan Shroud

Fig 04-10

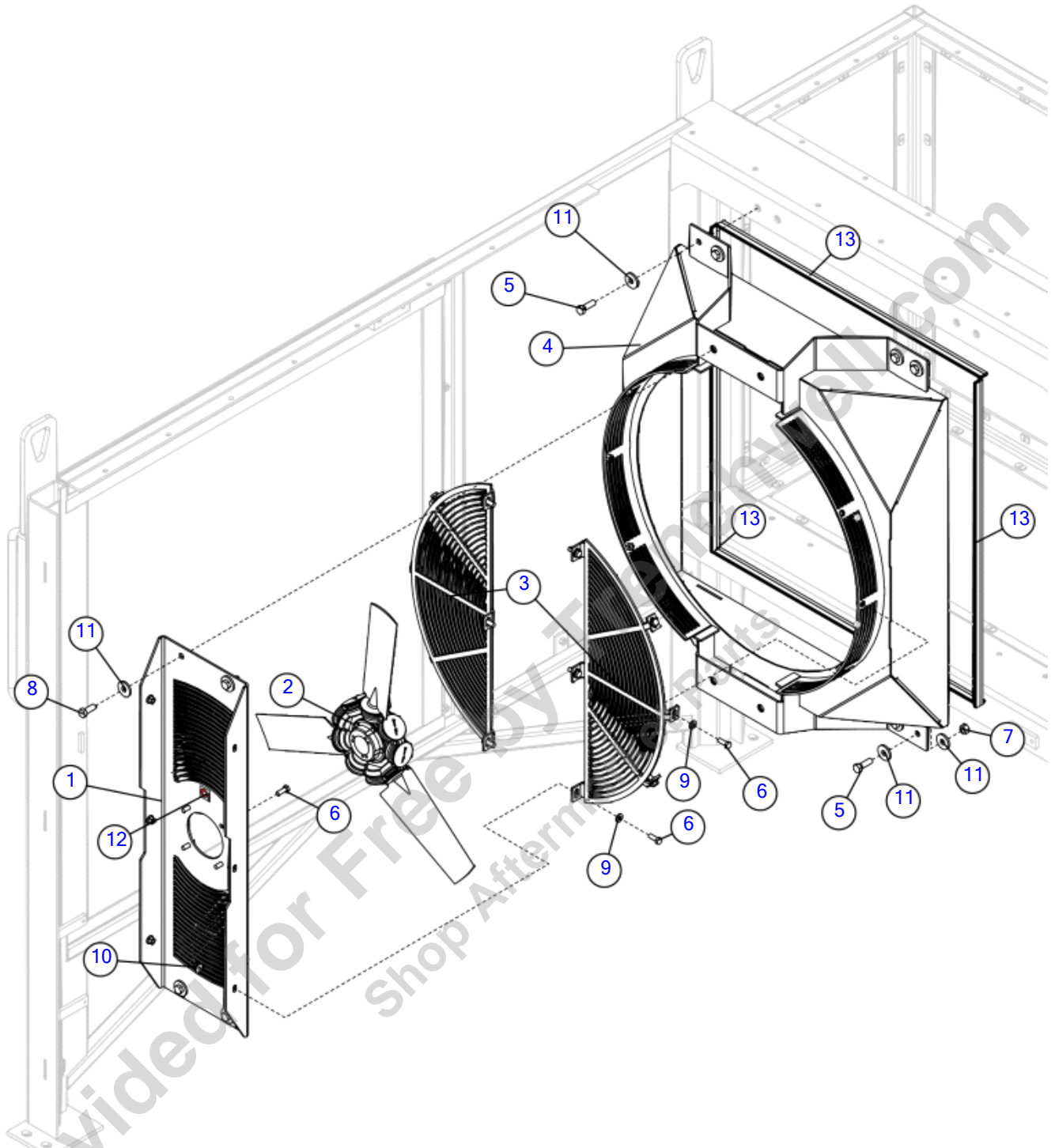


Illustration No: 163757275 - Not For Ordering

Cooling Fan Shroud

Fig 04-10

REF NO.	PART NO.	DESCRIPTION	QTY.	REMARKS
1	163661807	MOUNT - COOLING FAN MOTOR	1	
2	163695574	FAN-30" SUCKER	1	
3	163716178	PLATE - 30" FAN GUARD	2	
4	163757244	WELDMENT - FAN SHROUD	1	
5	235721001	BOLT-1/2-13X1 1/2 GR8 ZINC PLT	8	
6	235727001	SCREW-HCS-.38-16X1.00-GR8-YZ	16	
7	235731001	NUT-1/2-13 GR8 ZYC	4	
8	235737001	BOLT-1/2-13X1 1/4 GR8 ZYC	4	
9	266691001	WASHER - 3/8 FLAT, ZN	16	
10	510315411	NUT-HEXFLGL-.38-16-GR2-YZ	6	
11	510360637	WASHER FLATSTRL .50 .53X1.50 .19 YZ	16	
12	7000C159	DECAL ROTATION DIRECTION	1	
13	97456001	SEAL-BULB EDGE STYLE C	A/R	P/N Qty. Of 1 = 1 Foot

Provided for Free by Trenchwell.com
Shop Aftermarket Parts

Cover- Screen Box

Fig 04-11

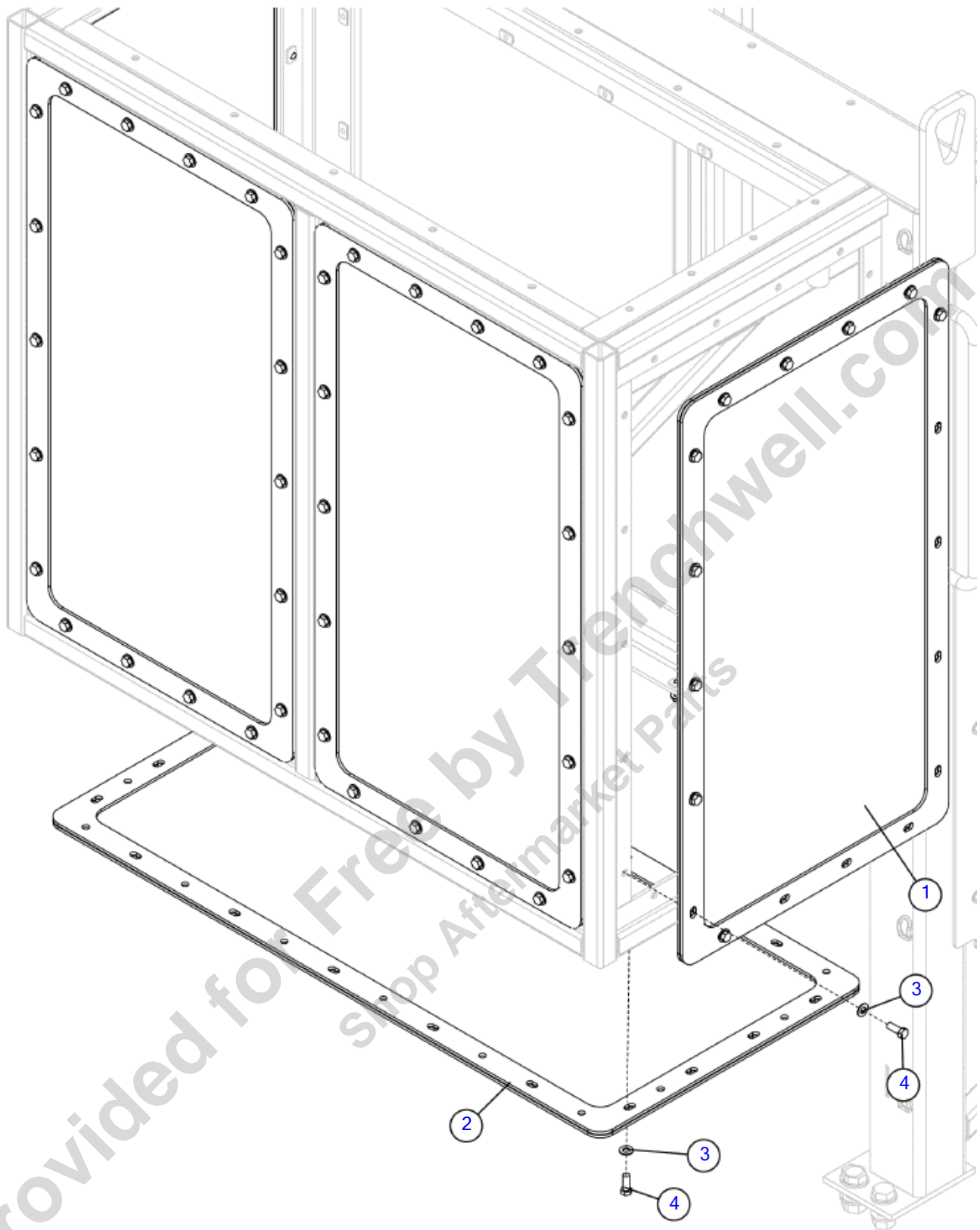


Illustration No: 163685536 - Not For Ordering

Cover- Screen Box

Fig 04-11

REF NO.	PART NO.	DESCRIPTION	QTY.	REMARKS
1	180002148	SCREEN-FAN DRIVE SIDE	4	
2	180002170	MOUNT - SCREEN	1	
3	235713001	WASHER - FLATSTRL - .38 - .41 X .81 - .06-YA-A325	90	
4	235727001	SCREW-HCS-.38-16X1.00-GR8-YZ	90	

Provided for Free by Trenchwell.com
Shop Aftermarket Parts

Lift Frame & Doors

Fig 04-12

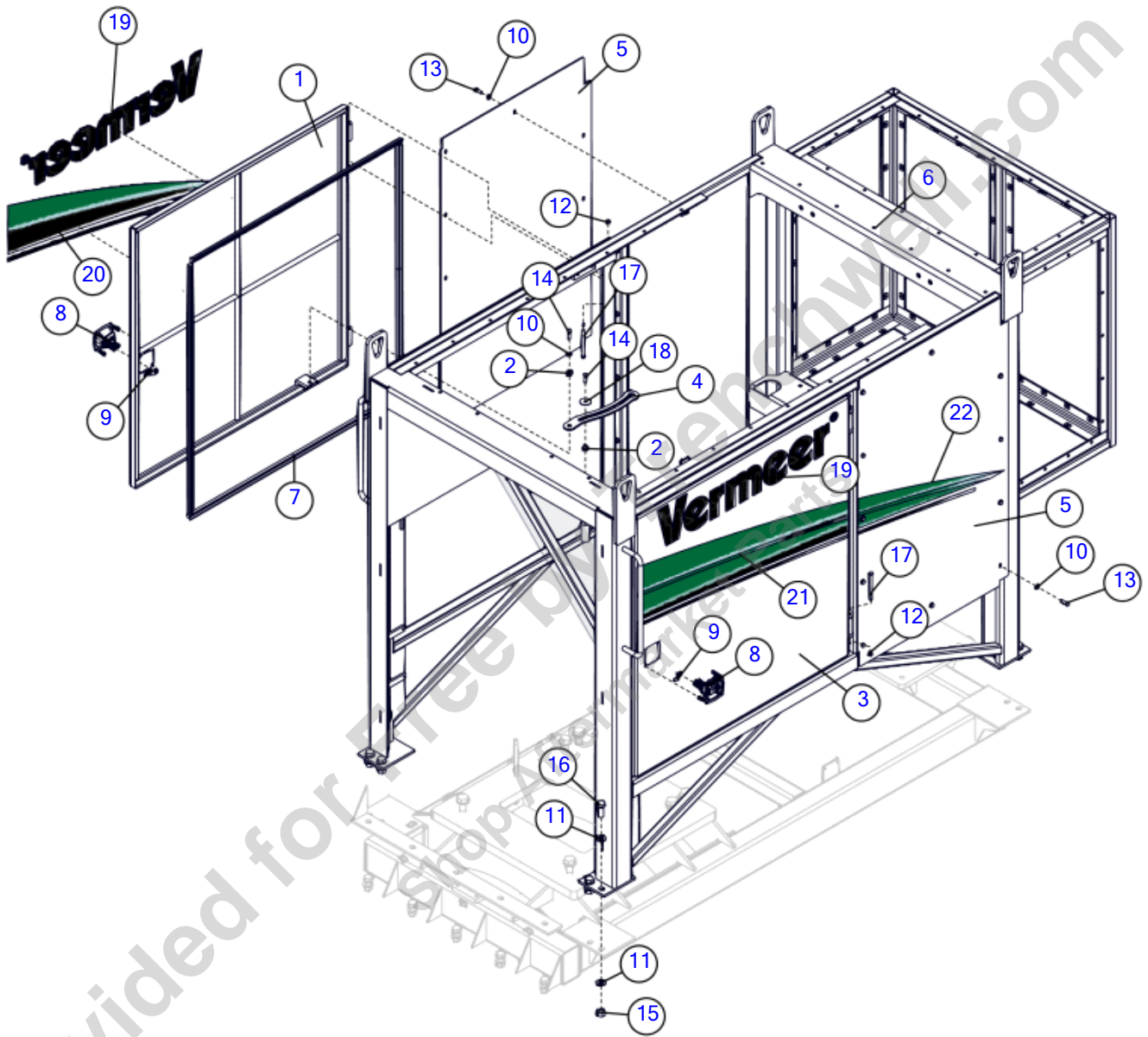


Illustration No: 163757245 - Not For Ordering

Lift Frame & Doors

Fig 04-12

REF NO.	PART NO.	DESCRIPTION	QTY.	REMARKS
1	163635504	WELDMENT - ENGINE COMPARTMENT LEFT DOOR	1	
2	163635530	BOSS - DOOR STAY	4	
3	163635561	WELDMENT - ENGINE COMPARTMENT RIGHT DOOR	1	
4	163636899	PLATE - DOOR - STAY	2	
5	163636911	PLATE - PANEL - EXTERIOR	2	
6	163757282	WELDMENT-MOTOR COVER	1	
7	180007376	WEATHERSTRIP - DOOR (4675-PSA)	8	
8	180013112	LATCH-MODIFIED COMPRESSION	2	
9	180013113	PAWL-MODIFIED COMPRESSION LATCH	2	
10	235713001	WASHER - FLATSTRL - .38 - .41 X .81 - .06-YA-A325	24	
11	235717001	WASHER - 3/4" HARDENED FLAT YZ	16	
12	235725001	NUT - HEX - .38 - 16 - GR8 - YZ	4	
13	235727001	SCREW-HCS-.38-16X1.00-GR8-YZ	22	
14	235736001	BOLT-3/8-16X1 1/4 ZYC	4	
15	235739001	NUT-3/4-10 GR8 ZYC	8	
16	235746001	BOLT-3/4-10X2 GR8 HEX ZYC	8	
17	250524001	BOLT-3/8-16X4 3/4 GR8 HEX Y/ZC	4	
18	508899001	WASHER - 1.75 OD X 13/32 ID - .100	2	
19	7000C599	DECAL - VERMEER 7 1/2	2	
20	7000D292	DECAL-TG5000 LFT DOOR	1	
21	7000D297	DECAL-TG5000 RGT DOOR	1	
22	7000D298	DECAL-TG5000 RGT FRONT	1	

Top Shield
Fig 04-13

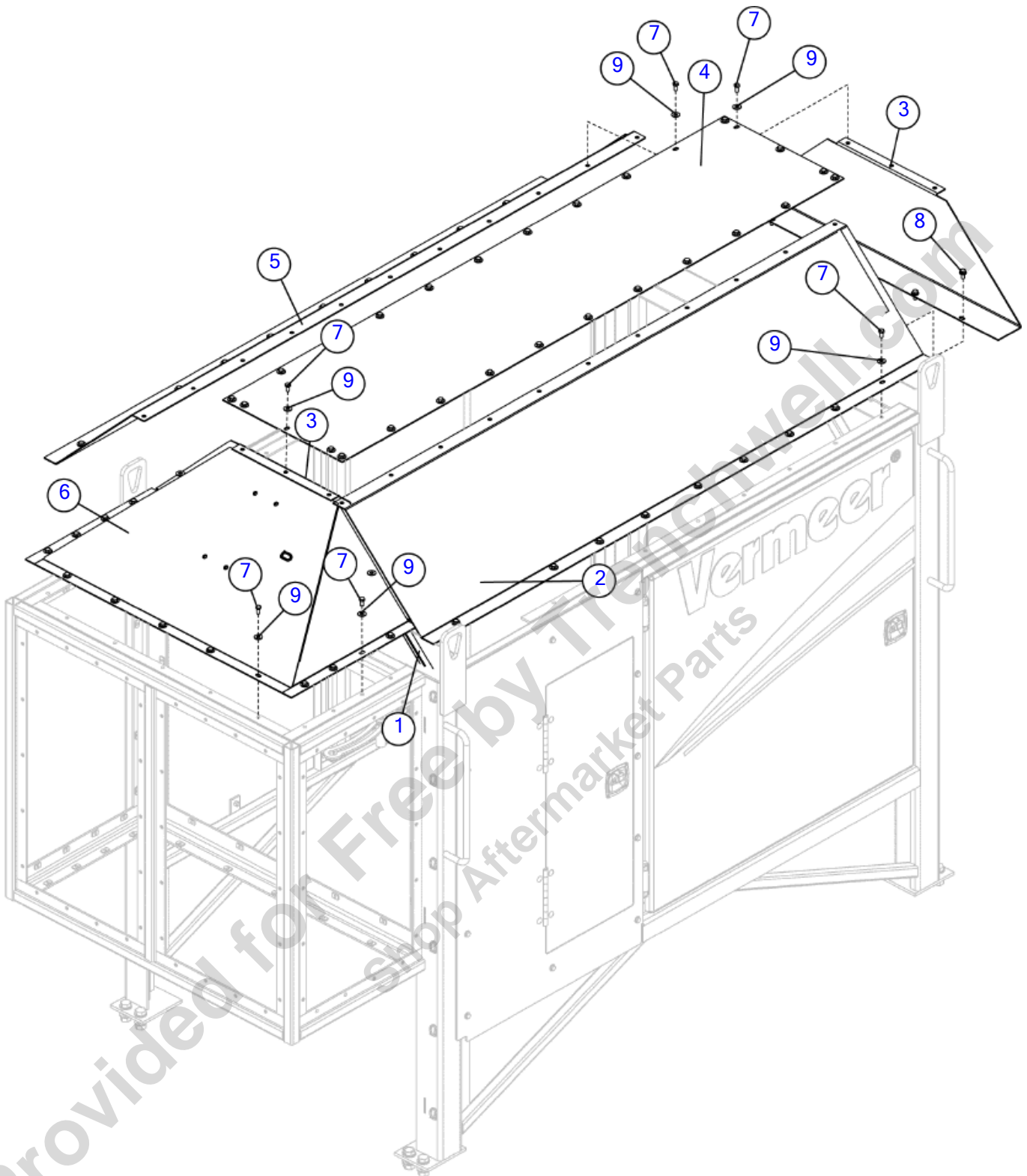



Illustration No: 163685483 - Not For Ordering

Top Shield
Fig 04-13

REF NO.	PART NO.	DESCRIPTION	QTY.	REMARKS
1	108893001	W/STRIP-SEAL-BULB EDGE 5/8C X 1/8	A/R	P/N Qty. Of 1 = 1 Foot
2	151510001	SHIELD - TOP LEFT	1	
3	151514001	SHIELD - REAR GABLE	2	
4	151516001	SHIELD - TOP	1	
5	163685481	SHIELD, TOP RIGHT	1	
6	163685484	SHIELD - TOP COVER	1	
7	235726001	BOLT-3/8-16X3/4 GR8 HEX ZNCPLT	69	
8	296300771	SCREW-HFS-.38-16X.75GR8-YZ	5	
9	510337607	WASHER-FLATSTD-.38-.44X1.00-.08-YZ	69	

Provided for Free by Trenchwell.com
Shop Aftermarket Parts

Driveline



Driveline

Driveline- 500 HP 60 Hz
Breakdown- Driveshaft
Driveline- IEC
Driveline- NEMA

Fig 05-01
Fig 05-01T01
Fig 05-02
Fig 05-03

Provided for Free by Trenchwell.com
Shop Aftermarket Parts

Driveline- 500 HP 60 Hz

Fig 05-01

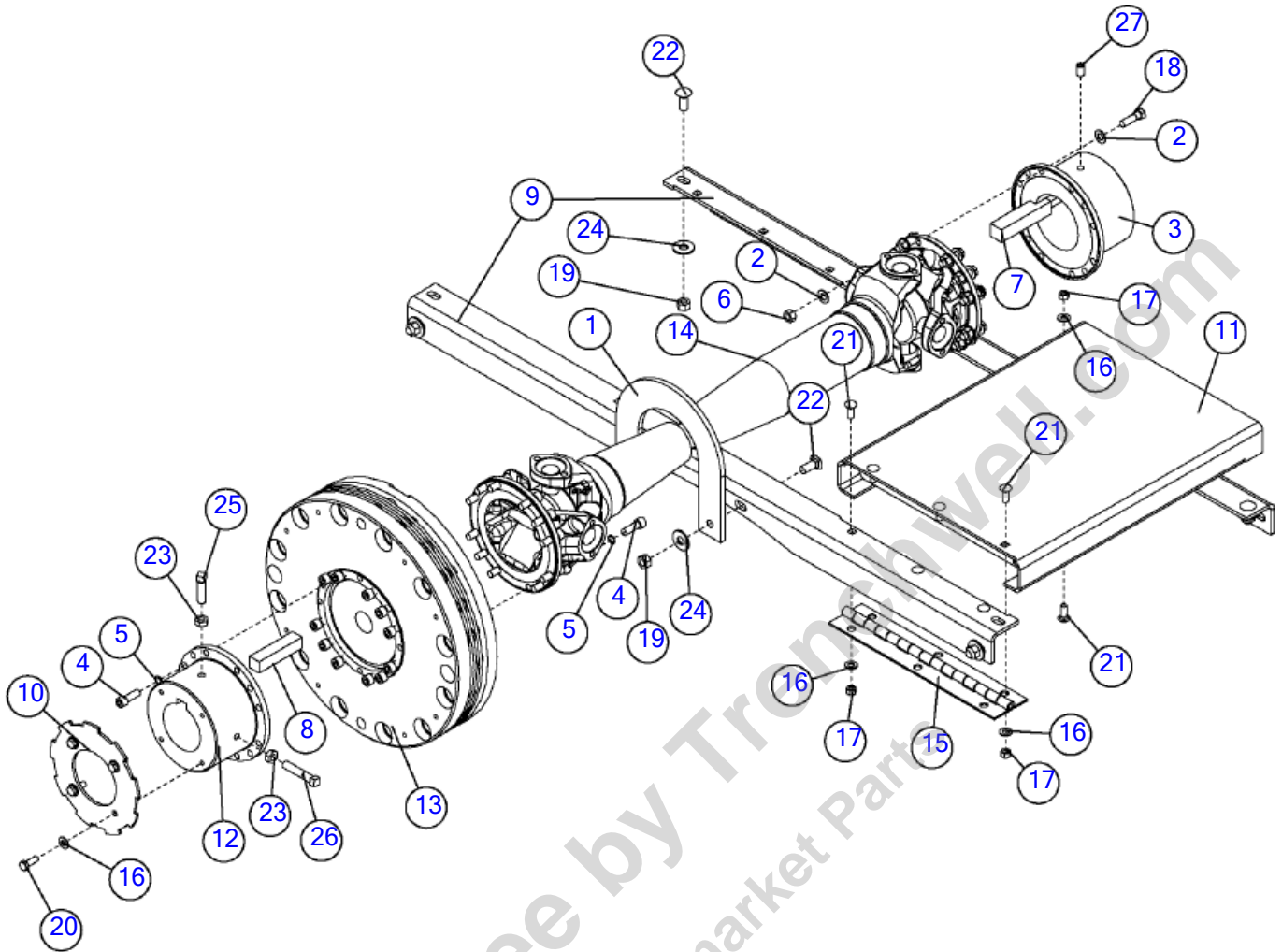


Illustration No: 163685036 - Not For Ordering

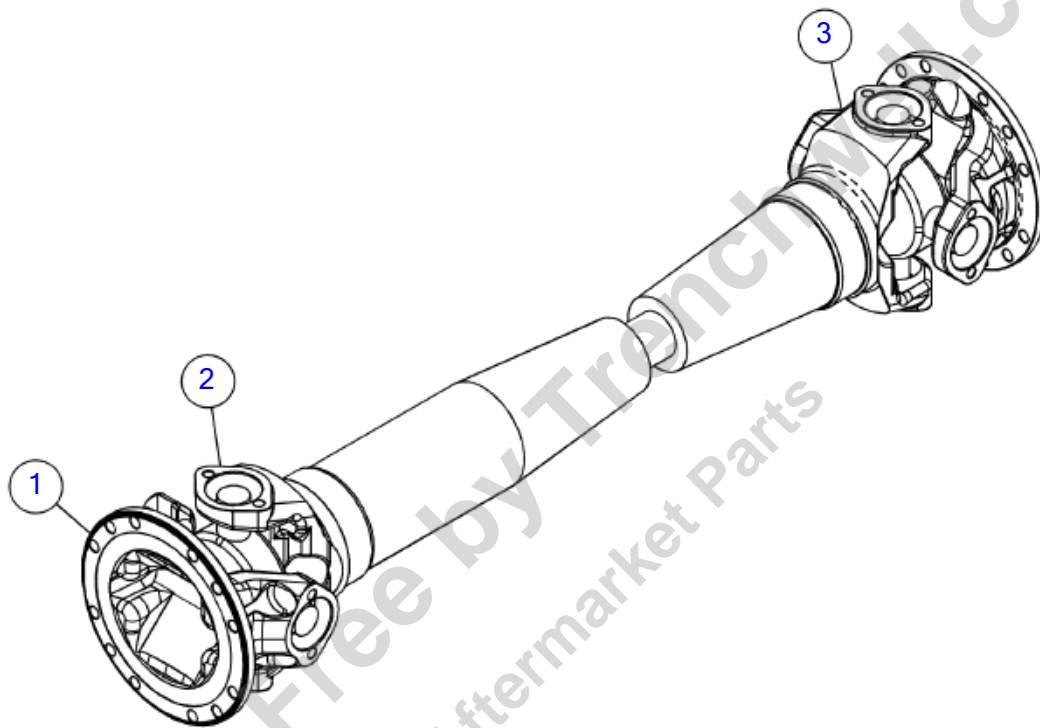
Driveline- 500 HP 60 Hz

Fig 05-01

REF NO.	PART NO.	DESCRIPTION	QTY.	REMARKS
1	110361001	PLATE-PTO GUARD	1	
2	111738001	WASHER-7/16 HARDENED ASTM-A325	24	
3	117645001	COUPLING ADAPTER - 3 15/16 BORE	1	
4	118573019	CAPSCREW - 7/16in 20 X 1 1/4 SOCK HD	24	
5	118573021	SERRATED WASHER	24	
6	15354001	NUT TLHEX .44 - 20 C CZ	12	
7	154058001	KEY - 1.002 X 1.002 -4.50	1	
8	155452001	KEY - .877 X .877 - 3.88	1	
9	163636617	BRACKET - DRIVE LINE GUARD	2	
10	163636963	WHEEL - SPEED PICKUP - HPTO	1	
11	163646265	WELDMENT - FRONT FLOORPLATE	1	
12	163685557	FLANGE-1810 COMPANION-3 3/8 BORE-.875 KEY MAKE FRO	1	
13	163695036	CLUTCH-TORQUE LIMITING	1	
14	163737360	DRIVESHAFT-36.75-41.75	1	Breakdown Fig. 5-1T01
15	163753042	HINGE-SS PIN 11 GA X 15.0 X 3.0	1	
16	235713001	WASHER - FLATSTRL - .38 - .41 X .81 - .06-YA-A325	11	
17	235725001	NUT - HEX - .38 - 16 - GR8 - YZ	7	
18	238875001	BOLT-7/16-20X1 1/2 HHCS GR8 ZY	12	
19	250512001	NUT- 1/2 NC Gr8 TOP LOCK Y/ ZINC	6	
20	354010	SCREW-HCS-.38-16X1.00-GR5-CZ	4	
21	375010	BOLT-3/8"-16X1"GD#5 CARRIAGE	7	
22	377012	BOLT-CARG-.50-13X1.25-GR5-CZ	6	
23	422001	NUT-1/2 NC HEX JAM	2	
24	510337611	WASHER-FLATSTD - .50-.56X1.38-.11-YZ	6	
25	550016	SCREW-1/2-13X1 3/4 SQ.HD.SET	1	
26	550024	SQ HSS-1/2-13X2 1/2	1	
27	68837003	SCREW-1/2-13X3/4 SOCKET SET	2	

Breakdown- Driveshaft

Fig 05-01T01



Provided for Free by Trench.com
Shop Aftermarket Parts

Breakdown- Driveshaft

Fig 05-01T01

REF NO.	PART NO.	DESCRIPTION	QTY.	REMARKS
1	180027234	FLANGE YOKE	2	
2	296364981	BEARING-U JOINT	2	
3	180027235	SLIP YOKE	2	
	163737360	DRIVESHAFT-36.75-41.75	A/R	Includes Ref. #'s 1-3

Provided for Free by Trenchwell.com
Shop Aftermarket Parts

Driveline- IEC

Fig 05-02

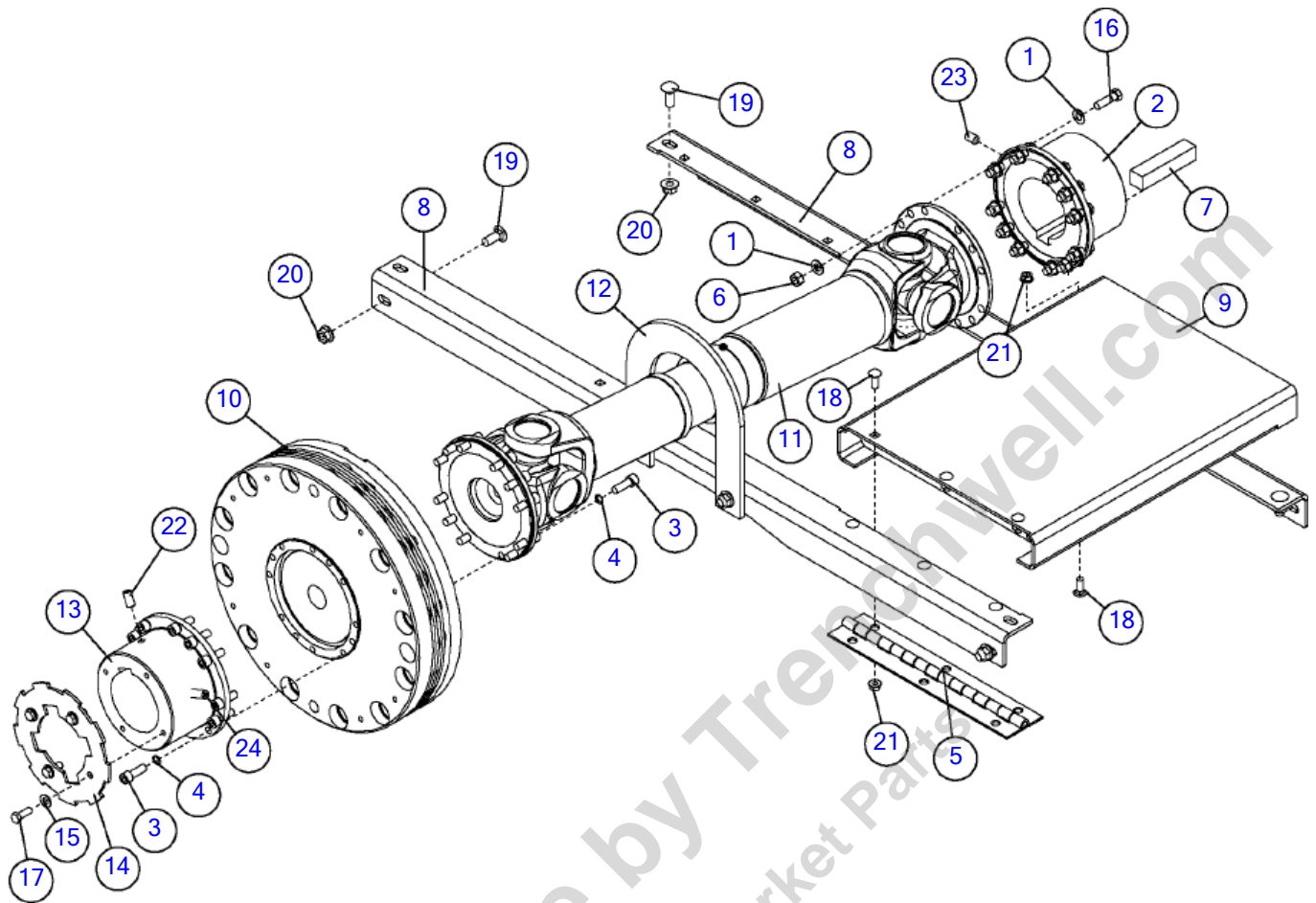


Illustration No:163716666 - Not For Ordering

Driveline- IEC

Fig 05-02

REF NO.	PART NO.	DESCRIPTION	QTY.	REMARKS
1	111738001	WASHER-7/16 HARDENED ASTM-A325	24	
2	117645001	COUPLING ADAPTER - 3 15/16 BORE	1	
3	118573019	CAPSCREW - 7/16in 20 X 1 1/4 SOCK HD	24	
4	118573021	SERRATED WASHER	24	
5	163753042	HINGE-SS PIN 11 GA X 15.0 X 3.0	1	
6	15354001	NUT TLHEX .44 - 20 C CZ	12	
7	154058001	KEY - 1.002 X 1.002 -4.50	1	
8	163636617	BRACKET - DRIVE LINE GUARD	2	
9	163646265	WELDMENT - FRONT FLOORPLATE	1	
10	163695036	CLUTCH-TORQUE LIMITING	1	
11	163716667	DRIVESHAFT-687.55/1810 SERIES	1	
12	163716668	PLATE - DRIVESHAFT GUARD	1	
13	163716671	FLANGE-1810 COMPANION-100MM BORE-28MM KW	1	
14	163716773	WHEEL - SPEED PICKUP - HPTO	1	
15	235713001	WASHER - FLATSTRL - .38 - .41 X .81 - .06-YA-A325	4	
16	238875001	BOLT-7/16-20X1 1/2 HHCS GR8 ZY	12	
17	354010	SCREW-HCS-.38-16X1.00-GR5-CZ	4	
18	375010	BOLT-3/8"-16X1"GD#5 CARRIAGE	7	
19	377012	BOLT-CARG-.50-13X1.25-GR5-CZ	6	
20	510352501	NUT-SMFLGCTRLOCK - .50-13-G-YZ	6	
21	510352503	NUT-SMFLGTL-.38-16-F-YZ	7	
22	510514519	SCREW - SSET-.50-13X1.00-NA-PLN-OVALPT	1	
23	68837003	SCREW-1/2-13X3/4 SOCKET SET	2	
24	76489014	1/2-13X1 1/2 SHSS W/KNURLED PT	1	

Driveline- NEMA

Fig 05-03

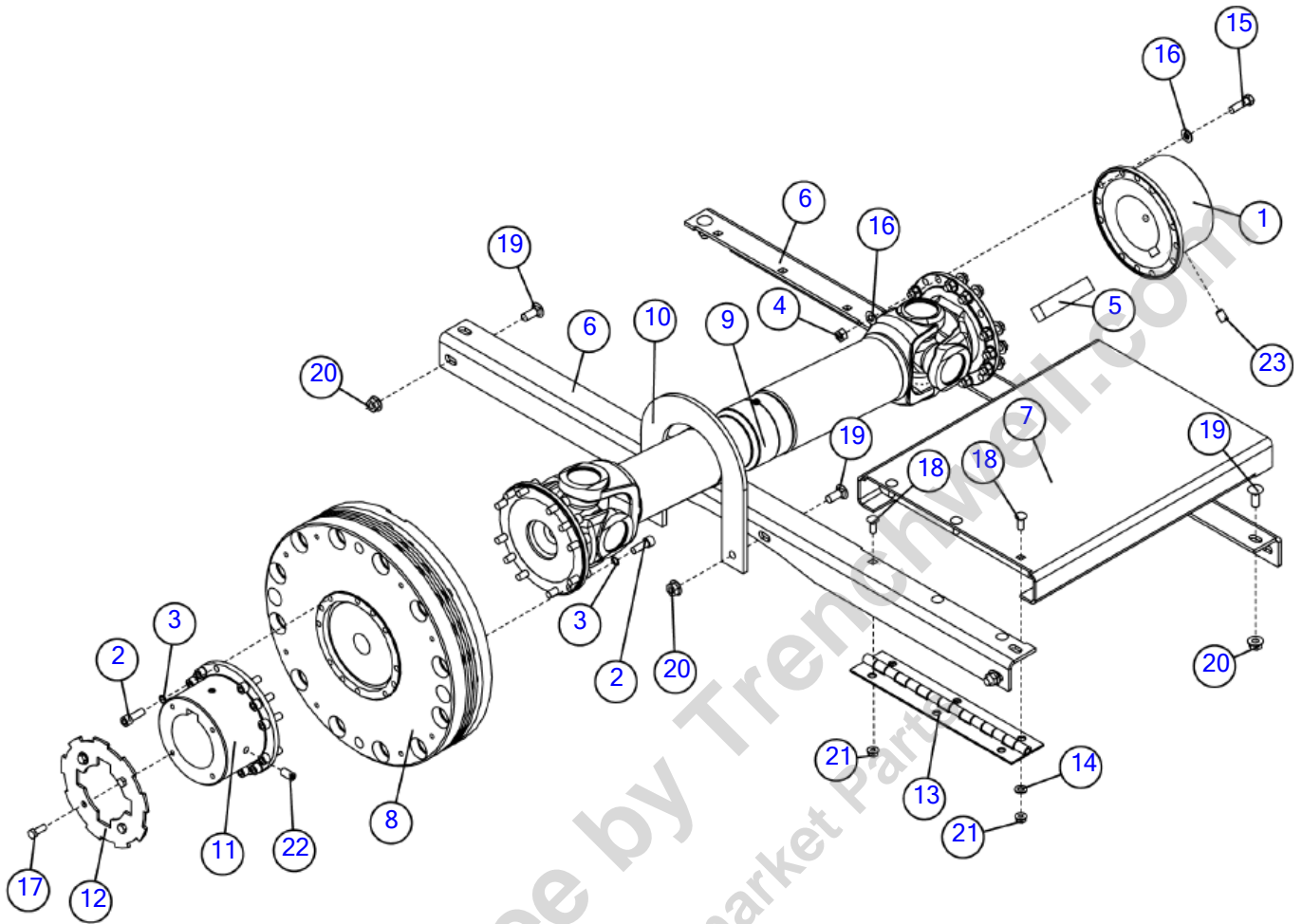



Illustration No: 163734665 - Not For Ordering

Driveline- NEMA

Fig 05-03

REF NO.	PART NO.	DESCRIPTION	QTY.	REMARKS
1	117645001	COUPLING ADAPTER - 3 15/16 BORE	1	
2	118573019	CAPSCREW - 7/16in 20 X 1 1/4 SOCK HD	24	
3	118573021	SERRATED WASHER	24	
4	15354001	NUT TLHEX .44 - 20 C CZ	12	
5	154058001	KEY - 1.002 X 1.002 -4.50	1	
6	163636617	BRACKET - DRIVE LINE GUARD	2	
7	163646265	WELDMENT - FRONT FLOORPLATE	1	
8	163695036	CLUTCH-TORQUE LIMITING	1	
9	163716667	DRIVESHAFT-687.55/1810 SERIES	1	
10	163716668	PLATE - DRIVESHAFT GUARD	1	
11	163716765	COUPLER - 3.875IN DIA.	1	
12	163716773	WHEEL - SPEED PICKUP - HPTO	1	
13	163753042	HINGE-SS PIN 11 GA X 15.0 X 3.0	1	
14	235713001	WASHER - FLATSTRL - .38 - .41 X .81 - .06-YA-A325	4	
15	238875001	BOLT-7/16-20X1 1/2 HHCS GR8 ZY	12	
16	250515001	WASHER - 7/16 HARD SAE Y/ZINC	24	
17	354010	SCREW-HCS-.38-16X1.00-GR5-CZ	4	
18	375010	BOLT-3/8"-16X1"GD#5 CARRIAGE	7	
19	377012	BOLT-CARG-.50-13X1.25-GR5-CZ	6	
20	510352501	NUT-SMFLGCTRLOCK - .50-13-G-YZ	6	
21	510352503	NUT-SMFLGTL-.38-16-F-YZ	7	
22	510514519	SCREW - SSET-.50-13X1.00-NA-PLN-OVALPT	2	
23	68837003	SCREW-1/2-13X3/4 SOCKET SET	2	

Drum



Provided for Free by TrotterChowell.com
Shop Aftermarket Parts

Drum

Millbox	Fig	06-01
Duplex Drum	Fig	06-02
Duplex Drum- Hardfaced	Fig	06-02X01
Hammermill Screens	Fig	06-03
Breakdown- 10 Row Knife	Fig	06-03T01
Breakdown- Drum Knife	Fig	06-03T02
Baffle Screens	Fig	06-03X01
Special Tools (SN 104)	Fig	06-04
Special Tools (SN 105-)	Fig	06-04R01
Special Tools- Duplex Drum	Fig	06-04X01
Hardfaced Hammers & Tips- 2" Wide (SN 104)	Fig	06-05
Hardfaced Hammers & Tips- 2" Wide (SN 105-)	Fig	06-05R01
Hardfaced Offset Hammers & Tips- 3" Wide Bio (SN 104)	Fig	06-06
Hardfaced Offset Hammers & Tips- 3" Wide Bio (SN 105-)	Fig	06-06R01
Hardfaced Hammers & Tips- 3" Wide	Fig	06-07
Bio Screen Mill Package	Fig	06-08
Bio Screens	Fig	06-09

Provided for Free by Trenchwell.com
 Shop Aftermarket Parts

Millbox

Fig 06-01

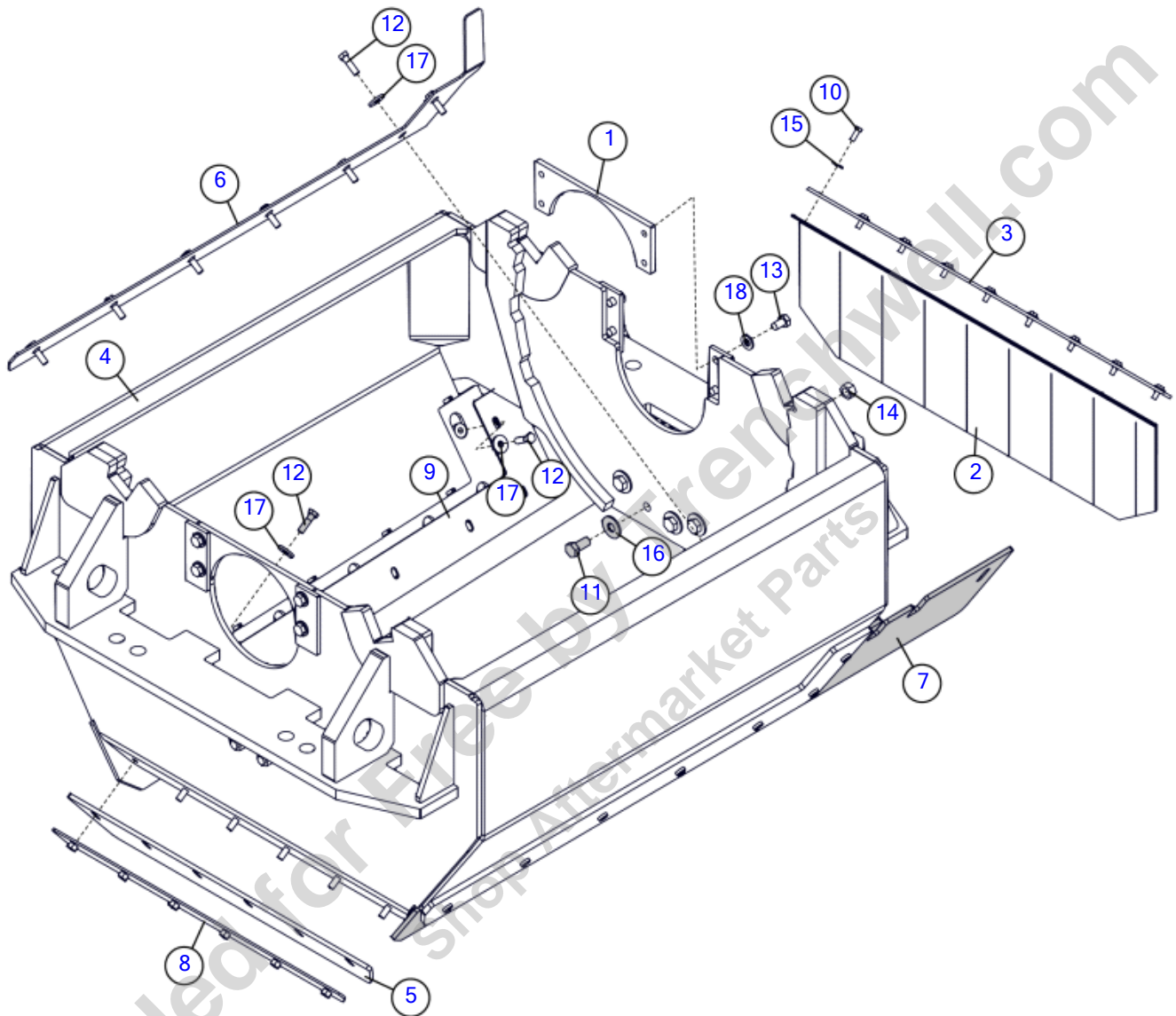


Illustration No: 180019251 - Not For Ordering

Millbox
Fig 06-01

REF NO.	PART NO.	DESCRIPTION	QTY.	REMARKS
1	163636163	PLATE - FILLER	2	
2	163636387	FLAP - REAR MILLBOX	2	
3	163636388	BAR - RUBBER HOLD DOWN	1	
4	180019249	WELDMENT - MILLBOX	1	
5	180019254	FLASHING-MILLBOX FRONT RUBBER	1	
6	180019260	PLATE - LEFT CONVEYOR FLASHING	1	
7	180019261	FLASHING-CONVEYOR RUBBER	2	
8	180019910	WELDMENT - RUBBER HOLD DOWN	1	
9	180019966	PLATE - RIGHT CONVEYOR FLASHING	1	
10	235727001	SCREW-HCS-.38-16X1.00-GR8-YZ	25	
11	238217001	BOLT-3/4-10X1 1/2 GR8 HEX ZYC	8	
12	240334001	SCREW-HCS-.50-13X1.75-GR8-YZ	20	
13	244211001	BOLT-5/8-11X1 GR8 HEX ZINC PLTD	9	
14	397001	NUT-3/4-10 GR 8 SLTL	8	
15	510337607	WASHER-FLATSTD-.38-.44X1.00-.08-YZ	25	
16	510337617	WASHER-FLATSTD-.75-.81X2.00-.15-YZ	8	
17	510360637	WASHER FLATSTRL .50 .53X1.50 .19 YZ	20	
18	85706001	WASHER-5/8 HARDEN	9	

Duplex Drum

Fig 06-02

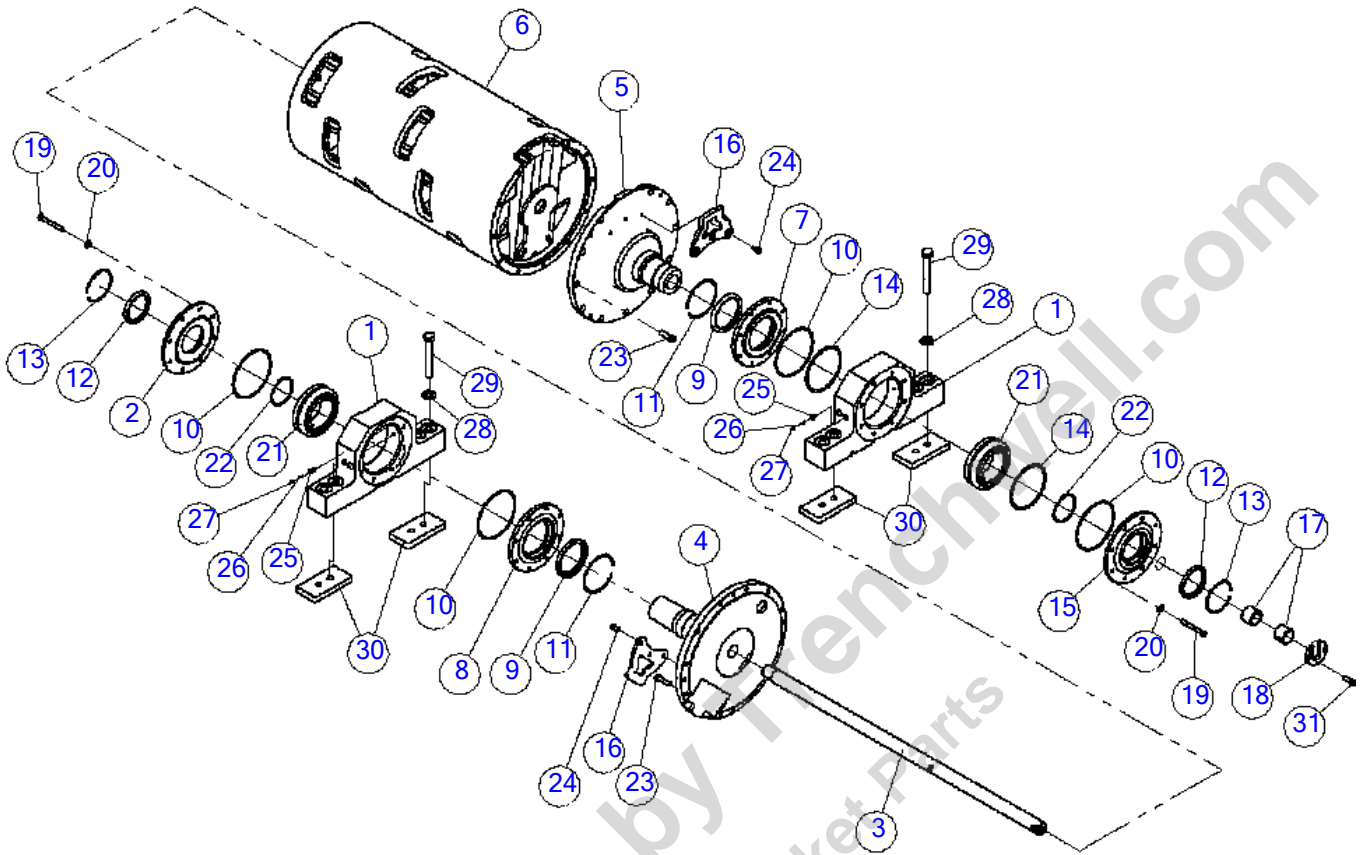


ILLUSTRATION NO: 163636366

Duplex Drum
Fig 06-02

REF NO.	PART NO.	DESCRIPTION	QTY.	REMARKS
1	148160001	BEARING HOUSING - HAMMERMILL	2	
2	160755001	BEARING END CAP	1	
3	160798001	PIN - DUPLEX DRUM CENTER	1	
4	160757001	ENDCAP - DRIVE END	1	
5	161356001	ASSEMBLY - REAR ENDCAP	1	
5	(160758001)	ENDCAP - REAR	1	
6	163646314	DRUM - DUPLEX TG5000	1	
7	160749001	BEARING END CAP - EXPANSION END	1	
8	160753001	BEARING END CAP	1	
9	118647001	SEAL-C/R 49998	2	
10	118657001	O-RING-AS 368	4	
11	160754001	SNAP RING 6.406 OD X .265W X .061T	2	
12	1625115	SEAL-OIL SPICER 070HH120	2	
13	160752001	SNAP RING 5.831 OD X .225W X .061T	2	
14	123651001	O-RING-6.975ID.275 DIA 441N70	2	
15	160751001	BEARING END CAP - EXPANSION END (BLANK)	1	
16	158868001	PLATE - DRUM END WIPER	2	
17	1835037	BSHG-STL 2 3/8 X 2 X 2	2	
18	157925001	KEEPER-RETENTION PIN	1	
19	250568001	SCREW - HCS-.50-13 X 4.50-GR 8-YZ	16	
20	127362001	WASHER-1/2 HARD.FLAT/PLATED	16	
21	72036001	BEARING	2	
22	600425	SNAP RING 4 1/4in EXTERNAL	2	
23	163635748	SCREW - 12PT - .63 - 11 X 2.25 - PLN	22	
24	158867001	BOLT - 1/2-13X1 UNC HEX LOW HEAD	6	
25	117651001	PLUG-#4 MOD. O'RING HEX	4	
26	598001	FITTING - 1/4" NF ST GREASE ZERK	4	
27	151808001	CAP - GREASE	4	
28	238892001	WASHER-FLATSTRL-1.00-1.13X2.00-.16-YZ-A325	8	
29	163626113	SCREW-HEX-1.00-8X7.00-GR8-YZ	8	
30	163636365	BAR - MILL BRG	4	
31	276402001	SCREW-1/2-13X1 1/2 SHC Y ZINC	2	
	163636366	ASSEMBLY - DUPLEX DRUM	1	Includes Ref. #'s 1-31

Duplex Drum- Hardfaced

Fig 06-02X01

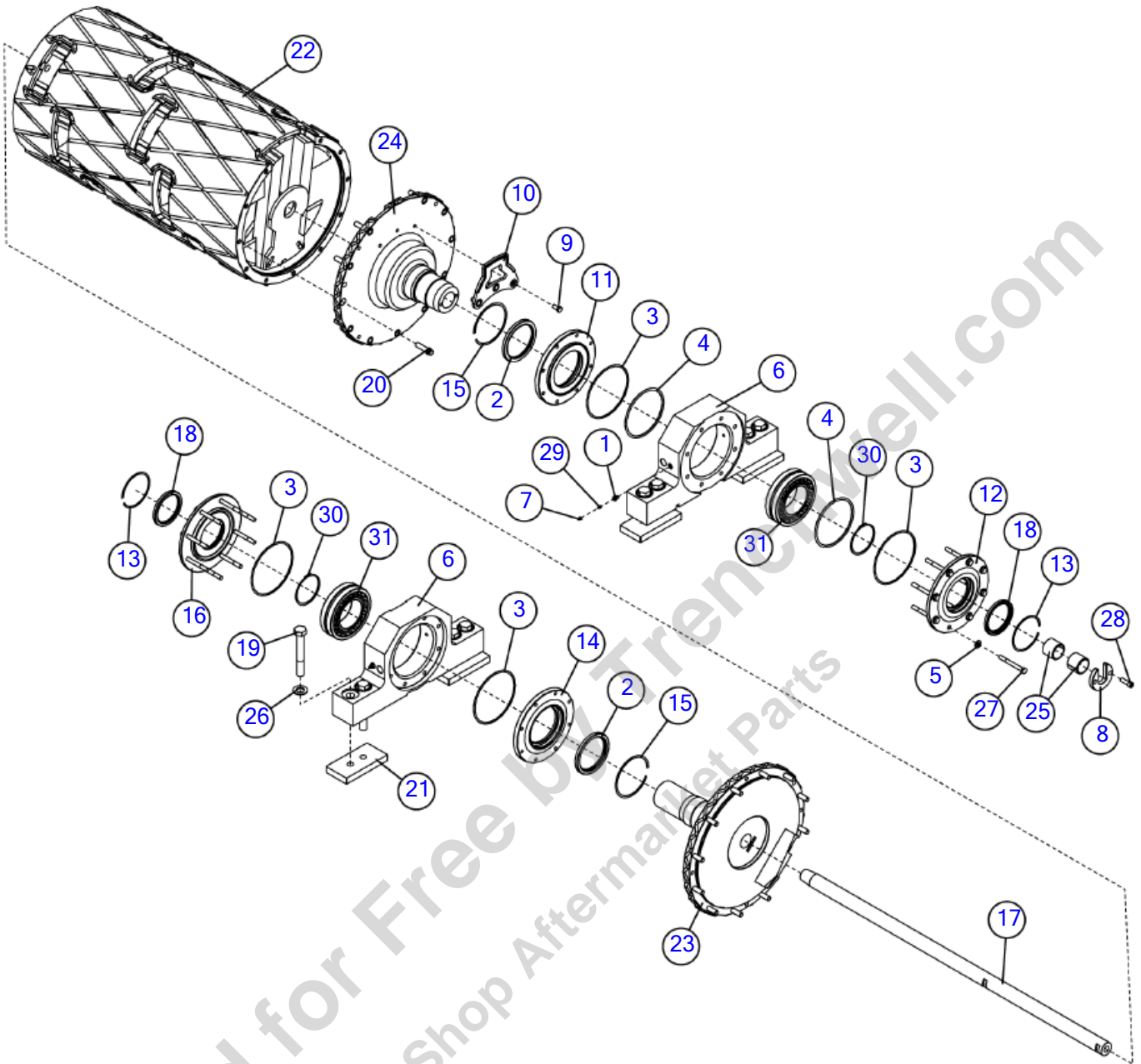


Illustration No: 163747978

Duplex Drum- Hardfaced
Fig 06-02X01

REF NO.	PART NO.	DESCRIPTION	QTY.	REMARKS
1	117651001	PLUG-#4 MOD. O'RING HEX	4	
2	118647001	SEAL-C/R 49998	2	
3	118657001	O-RING-AS 368	4	
4	123651001	O-RING-6.975ID.275 DIA 441N70	2	
5	127362001	WASHER-1/2 HARD.FLAT/PLATED	16	
6	148160001	BEARING HOUSING - HAMMERMILL	2	
7	151808001	CAP - GREASE	4	
8	157925001	KEEPER-RETENTION PIN	1	
9	158867001	BOLT - 1/2-13X1 UNC HEX LOW HEAD	6	
10	158868001	PLATE - DRUM END WIPER	2	
11	160749001	BEARING END CAP - EXPANSION END	1	
12	160751001	BEARING END CAP - EXPANSION END (BLANK)	1	
13	160752001	SNAP RING 5.831 OD X .225W X .061T	2	
14	160753001	BEARING END CAP	1	
15	160754001	SNAP RING 6.406 OD X .265W X .061T	2	
16	160755001	BEARING END CAP	1	
17	160798001	PIN - DUPLEX DRUM CENTER	1	
18	1625115	SEAL-OIL SPICER 070HH120	2	
19	163626113	SCREW-HEX-1.00-8X7.00-GR8-YZ	8	
20	163635748	SCREW - 12PT - .63 - 11 X 2.25 - PLN	22	
21	163636365	BAR - MILL BRG	4	
22	163747902	DUPLEX DRUM, HARDFACED	1	
23	180029900	END CAP - HARDFACED DRIVE	1	
24	180030004	END CAP - HARDFACED NON-DRIVE	1	
25	1835037	BSHG-STL 2 3/8 X 2 X 2	2	
26	238892001	WASHER-FLATSTRL-1.00-1.13X2.00-.16-YZ-A325	8	
27	250568001	SCREW - HCS-.50-13 X 4.50-GR 8-YZ	16	
28	276402001	SCREW-1/2-13X1 1/2 SHC Y ZINC	1	
29	598001	FITTING - 1/4" NF ST GREASE ZERK	4	
30	600425	SNAP RING 4 1/4in EXTERNAL	2	
31	72036001	BEARING	2	
	163747978	ASSEMBLY - DUPLEX DRUM, HARDFACED	A/R	Includes Ref. 1-31

Hammermill Screens

Fig 06-03

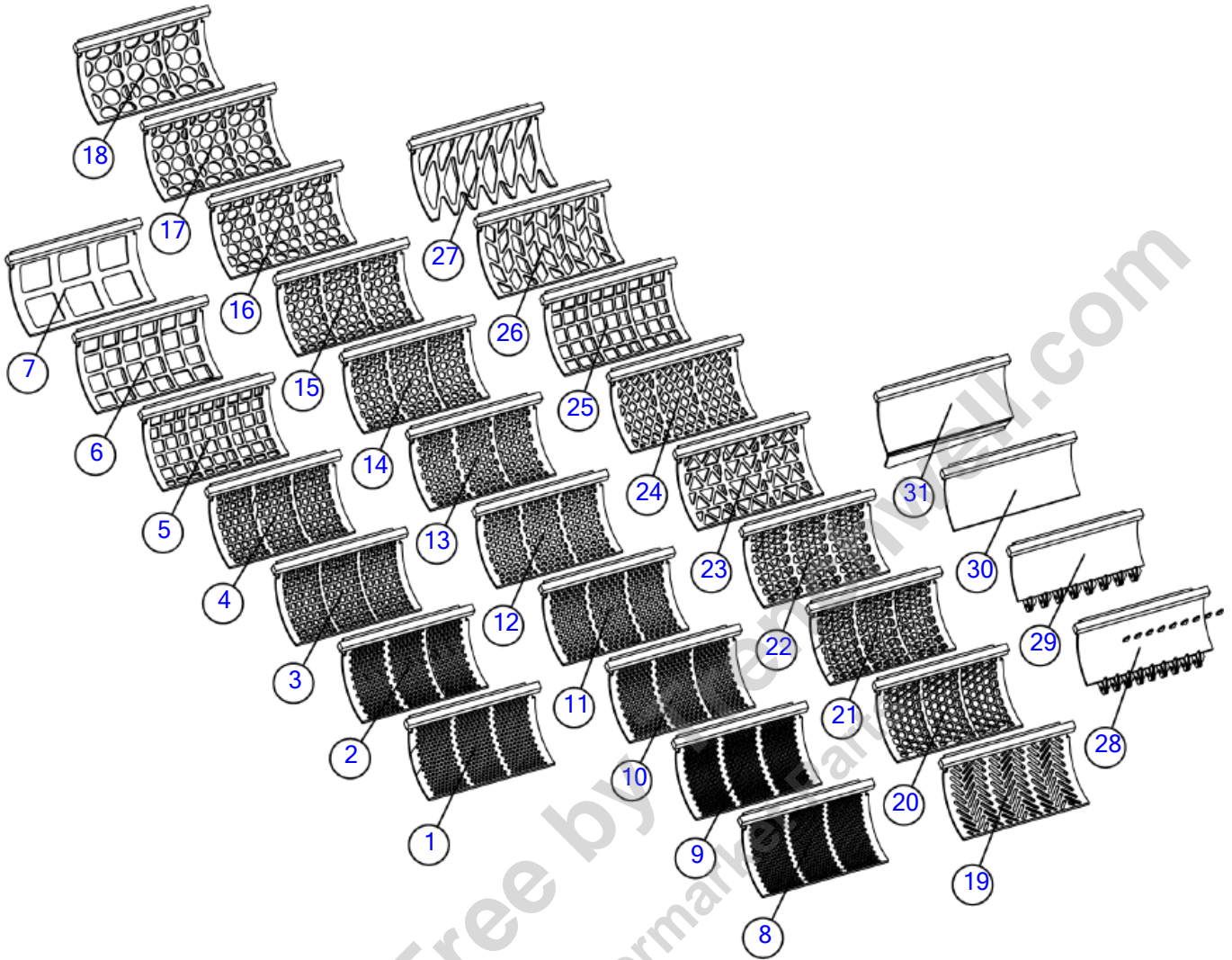


Illustration No: 151595001 - Not For Ordering

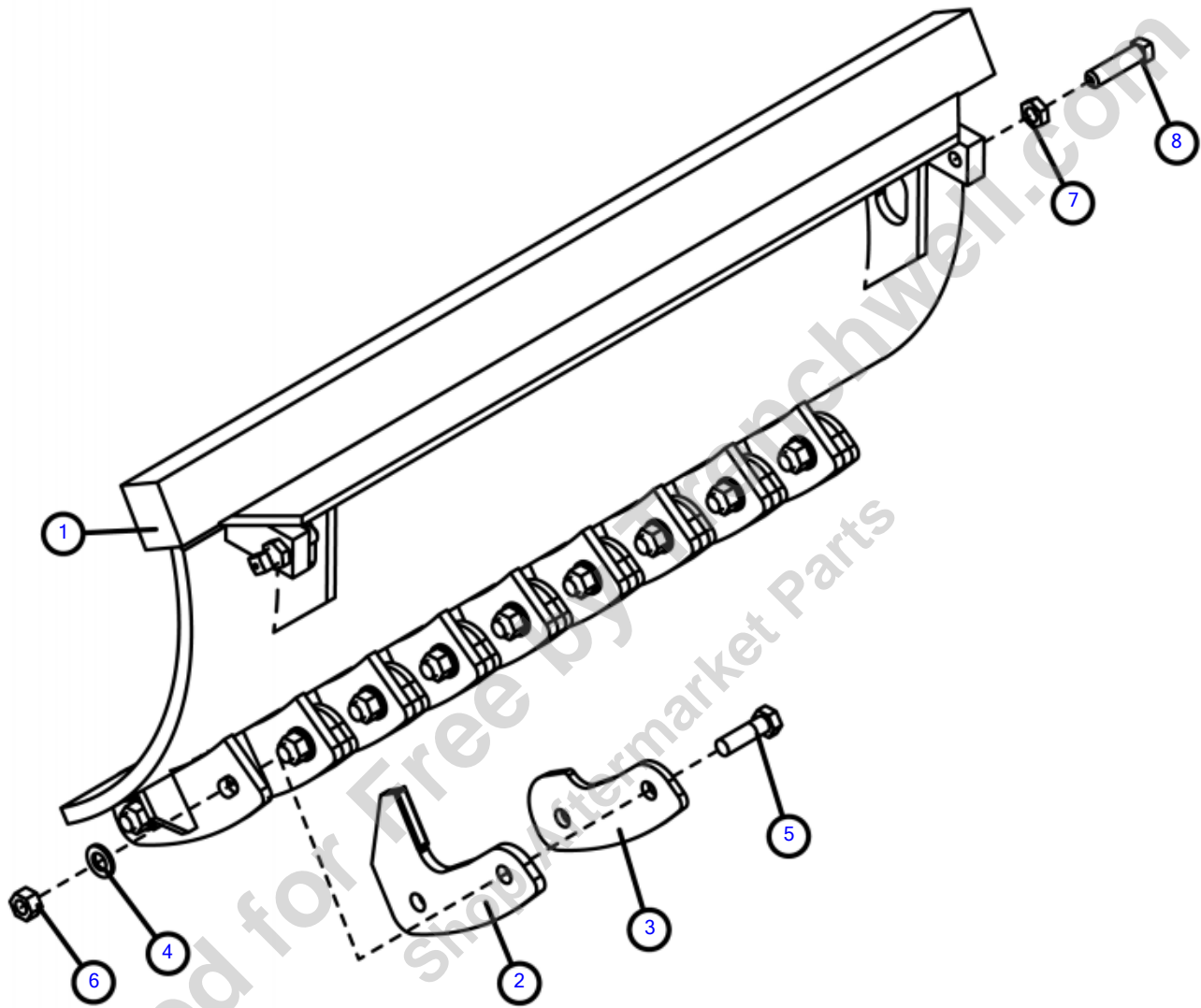
Hammermill Screens

Fig 06-03

REF NO.	PART NO.	DESCRIPTION	QTY.	REMARKS
1	180028457	SCREEN-0.75" SQ W/ BREAKER BAR TG5000	1	
2	180011336	SCREEN-1" SQ W/BREAKER BAR TG5000	1	
3	180011344	SCREEN-1.78" SQ. W/ BREAKER BAR TG5000	1	
4	180011348	SCREEN-2" SQ W/BREAKER BAR TG5000	1	
5	163685691	SCREEN-4" SQ W/ BREAKER BAR TG5000	1	
6	180011362	SCREEN-6" SQ W/BREAKER BAR TG5000	1	
7	180011475	SCREEN-11" SQ W/ BREAKER BAR TG5000	1	
8	180011332	SCREEN-0.75" RND W/ BREAKER BAR TG5000	1	
9	180011334	SCREEN-1" RND W/ BREAKER BAR TG5000	1	
10	180011338	SCREEN-1.22" RND W/ BREAKER BAR TG5000	1	
11	180011340	SCREEN-1.5" RND W/ BREAKER BAR TG5000	1	
12	180011342	SCREEN-1.88" RND W/BREAKER BAR TG5000	1	
13	180011346	SCREEN-2" RND W/BREAKER BAR TG5000	1	
14	180011352	SCREEN-2.5" RND W/BREAKER BAR TG5000	1	
15	180011354	SCREEN-3" RND W/BREAKER BAR TG5000	1	
16	180011356	SCREEN-4" RND W/BREAKER BAR TG5000	1	
17	180011358	SCREEN-4.75" RND W/BREAKER BAR TG5000	1	
18	180011360	SCREEN-6" RND W/BREAKER BAR TG5000	1	
19	180009734	SCREEN-1" X 6" DIAGONAL W/BREAKER BAR TG5000	1	
20	180011350	SCREEN-2.5" HEX W/BREAKER BAR TG5000	1	
21	180023561	SCREEN-2.5" TRIANGLE W/BREAKER BAR TG5000	1	
22	180023563	SCREEN-3" TRIANGLE W/BREAKER BAR TG5000	1	
23	163729595	SCREEN-5" TRIANGLE W/ BREAKER BAR TG5000	1	
24	163732523	SCREEN-3" X 4" DIAMOND W/BREAKER BAR TG5000	1	
25	180011446	SCREEN-4.5" X 4" RECTANGLE W/ BREAKER BAR (TG5000)	1	
26	180012604	SCREEN-3.5" X 8" HERRINGBONE W/BREAKER BAR (TG5000)	1	
27	180009732	SCREEN-6" X 16" HERRINGBONE W/BREAKER BAR (TG5000)	1	
28	146167001	SCREEN-KNIFE-10 ROW ROTOR W/ BREAKER BAR (TG5000)	1	Breakdown Fig. 6-3T01
29	157977001	SCREEN-KNIFE-DUPLEX DRUM W/ BREAKER BAR (TG5000)	1	Breakdown Fig. 6-3T02
30	130727001	SCREEN-HALF W/ BREAKER BAR (TG5000)	1	
31	154851001	SCREEN-EXTENDED HALF W/ BREAKER BAR (TG5000)	1	

Breakdown- 10 Row Knife

Fig 06-03T01



Breakdown- 10 Row Knife

Fig 06-03T01

REF NO.	PART NO.	DESCRIPTION	QTY.	REMARKS
1	146162001	SCREEN- 10 ROW KNIFE	1	
2	146171001	KNIFE-HOOK	9	
3	154850001	PLATE - KNIFE SUPPORT	9	
4	235717001	WASHER - 3/4" HARDENED FLAT YZ	18	
5	238880001	BOLT-3/4-10X2 1/2 HHCS GR8 ZY	18	
6	397001	NUT-3/4-10 GR 8 SLTL	18	
7	433001	NUT-3/4 NC HEX JAM	2	
8	552030	SQ HSS-3/4-10X3	2	
	146167001	SCREEN-KNIFE-10 ROW ROTOR W/ BREAKER BAR (TG5000)	A/R	Includes Refs. 1-8

Provided for Free by Trenchwell.com
 Shop Aftermarket Parts

Breakdown- Drum Knife

Fig 06-03T02

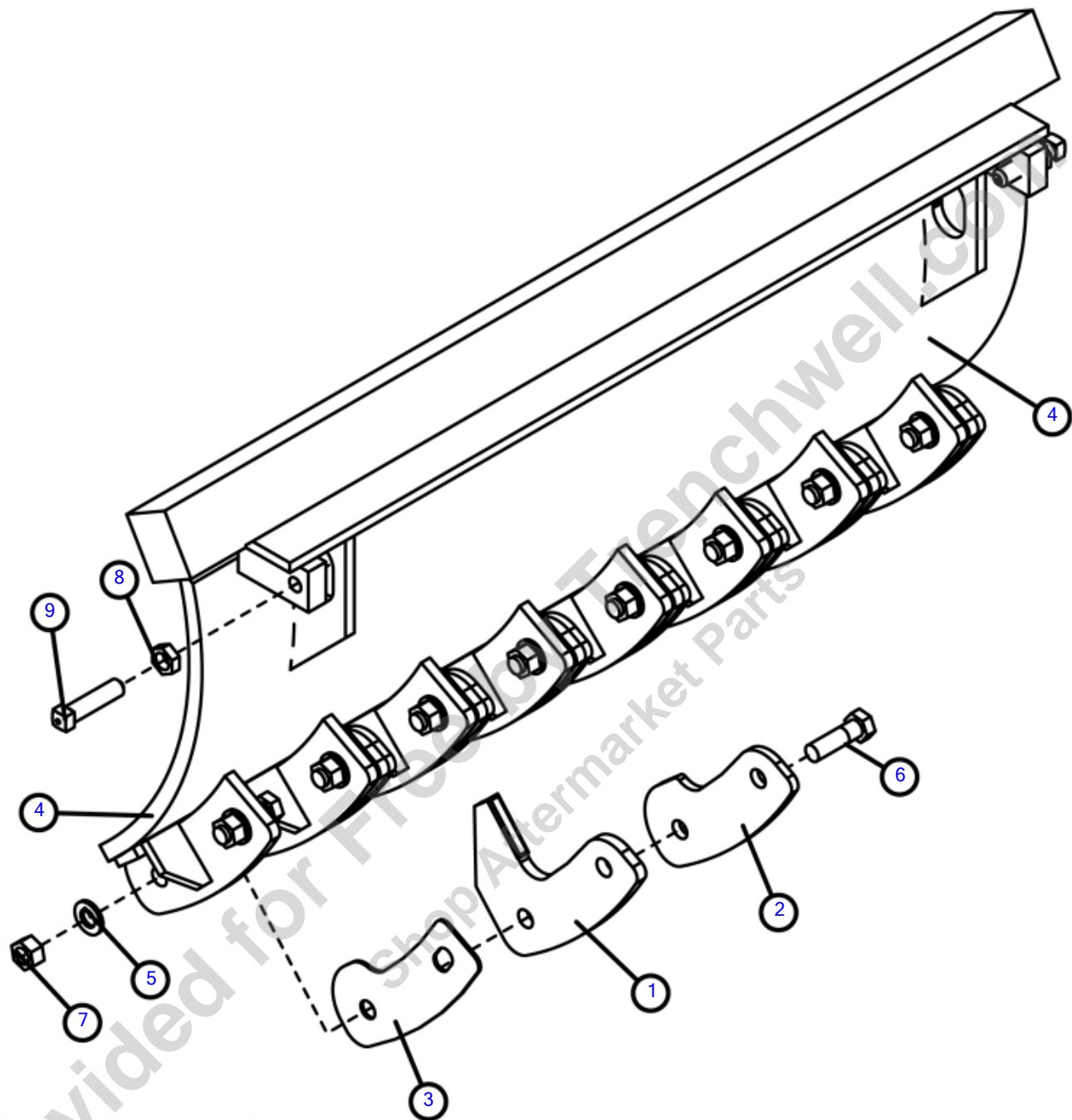


Illustration No. 157977001- Not For Ordering

Breakdown- Drum Knife
Fig 06-03T02

REF NO.	PART NO.	DESCRIPTION	QTY.	REMARKS
1	146171001	KNIFE-HOOK	8	
2	154850001	PLATE - KNIFE SUPPORT	8	
3	158328001	SHIM-DRUM KNIFE	8	
4	158540001	SCREEN-DRUM KNIFE	1	
5	235717001	WASHER - 3/4" HARDENED FLAT YZ	16	
6	385024	BOLT - 3/4-10X2 1/2"GRADE#8HEX	16	
7	397001	NUT-3/4-10 GR 8 SLTL	16	
8	433001	NUT-3/4 NC HEX JAM	2	
9	552030	SQ HSS-3/4-10X3	2	
	157977001	SCREEN-KNIFE-DUPLEX DRUM W/ BREAKER BAR (TG5000)	A/R	Includes Refs. 1-9

Provided for Free by Trenchwell.com
Shop Aftermarket Parts

Baffle Screens

Fig 06-03X01

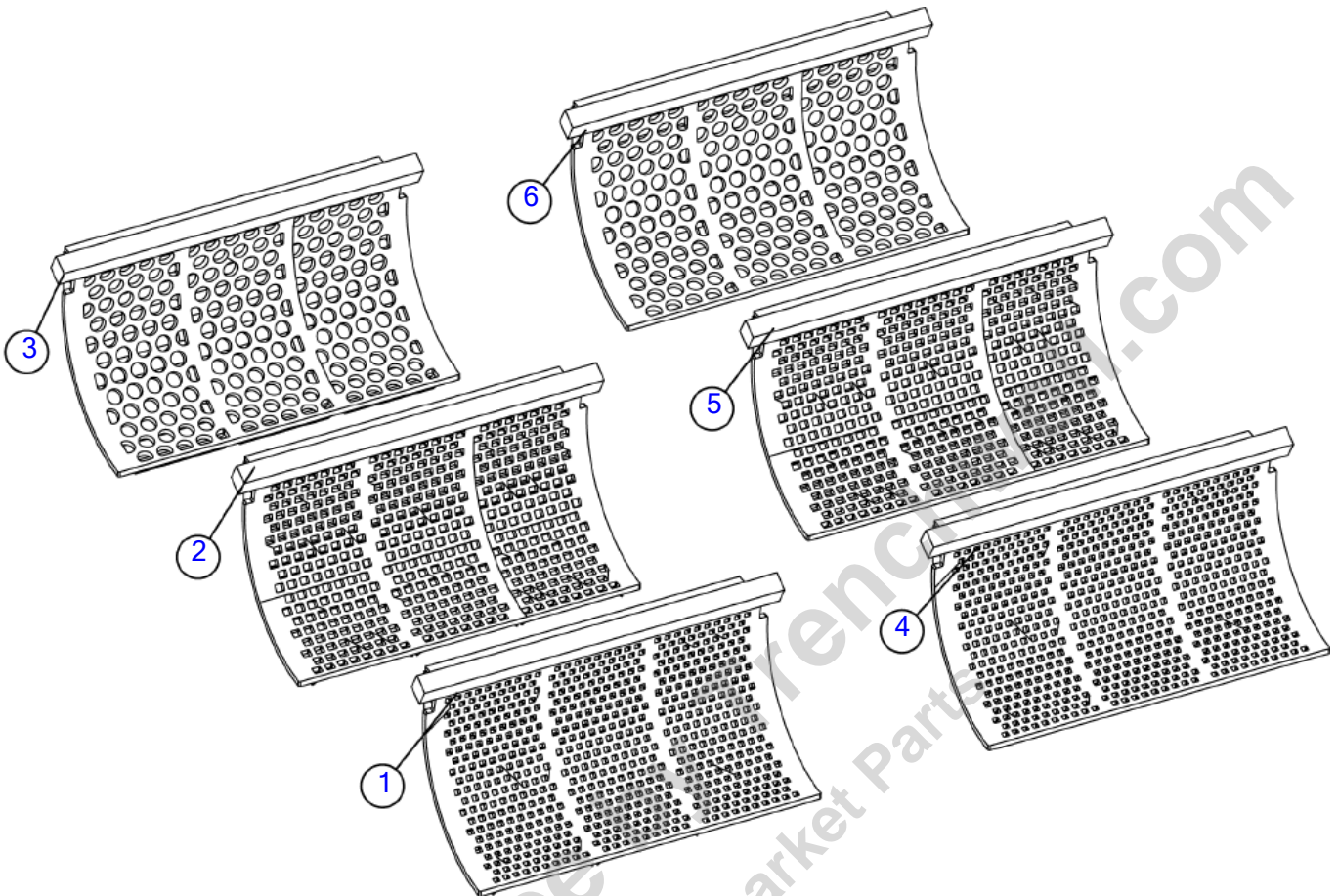


Illustration No: 163747656 - Not For Ordering

Baffle Screens

Fig 06-03X01

REF NO.	PART NO.	DESCRIPTION	QTY.	REMARKS
1	163732991	SCREEN-0.75" SQUARE W/BAFFLES DOWNCUT (TG5000)	1	
2	163729664	SCREEN-1" SQ. W/10 DEG BAFFLES DOWNCUT TG5000	1	
3	180023506	SCREEN-2" RND W/33 DEG BAFFLES DOWNCUT TG5000	1	
4	163732992	SCREEN-0.75" SQUARE W/BAFFLES UPCUT (TG5000)	1	
5	163729667	SCREEN-1" SQ. W/10 DEG BAFFLES UPCUT TG5000	1	
6	180023507	SCREEN-2" RND W/33 DEG BAFFLES UPCUT TG5000	1	

Provided for Free by Trenchwell.com
Shop Aftermarket Parts

Special Tools (SN 104)

Fig 06-04

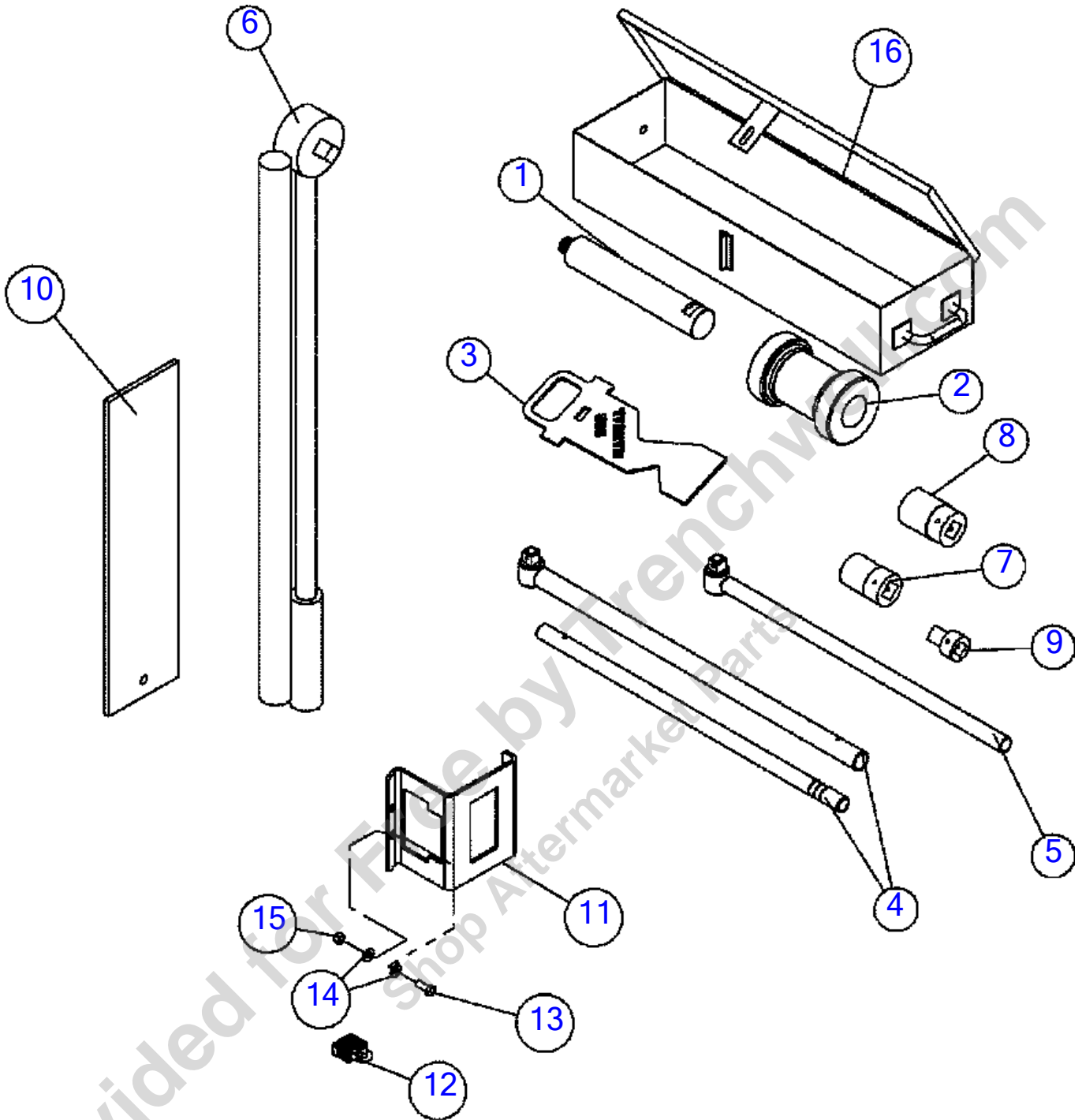


Illustration No. 163646029- Not For Ordering

Special Tools (SN 104)

Fig 06-04

REF NO.	PART NO.	DESCRIPTION	QTY.	REMARKS
1	157517001	PIN-RETENTION EXTENSION	1	
2	157926001	HAMMER SLIDE	1	
3	180008997	DUPLEX DRUM GAUGE	1	
4	180009627	WRENCH - TORQUE 450 FT-LBS	1	
5	180009628	WRENCH - TORQUE 170 FT. LBS.	1	
6	163628022	WRENCH - TORQUE, ADJ. 200 - 1000 FT-LBS	1	
7	163628026	SOCKET - 1 5/16in IMPACT, DEEP, 1in DRIVE	1	
8	163628027	SOCKET - 1 1/2" IMPACT, DEEP, 1" DRIVE	1	
9	163628028	SOCKET ADAPTER - 3/4" TO 1"	1	
10	157571001	RUBBER CURTAIN - BELLY CONVEYOR	1	
11	163646486	PLATE - TOOLBOX HOLD-DOWN	1	
12	94119001	PADLOCK (KEYED-ALIKE LOCK)	1	
13	235727001	SCREW-HCS-.38-16X1.00-GR8-YZ	1	
14	235713001	WASHER - FLATSTRL - .38 - .41 X .81 - .06-YA-A325	2	
15	250508001	NUT - 3/8-NC Gr8 TOP LOCK Y/ZINC	1	
16	163646416	TOOLBOX-5"X8"X26" W/HANDLES	1	

Provided for Free by Trenchwell.com
Shop Aftermarket Parts

Special Tools (SN 105-)

Fig 06-04R01

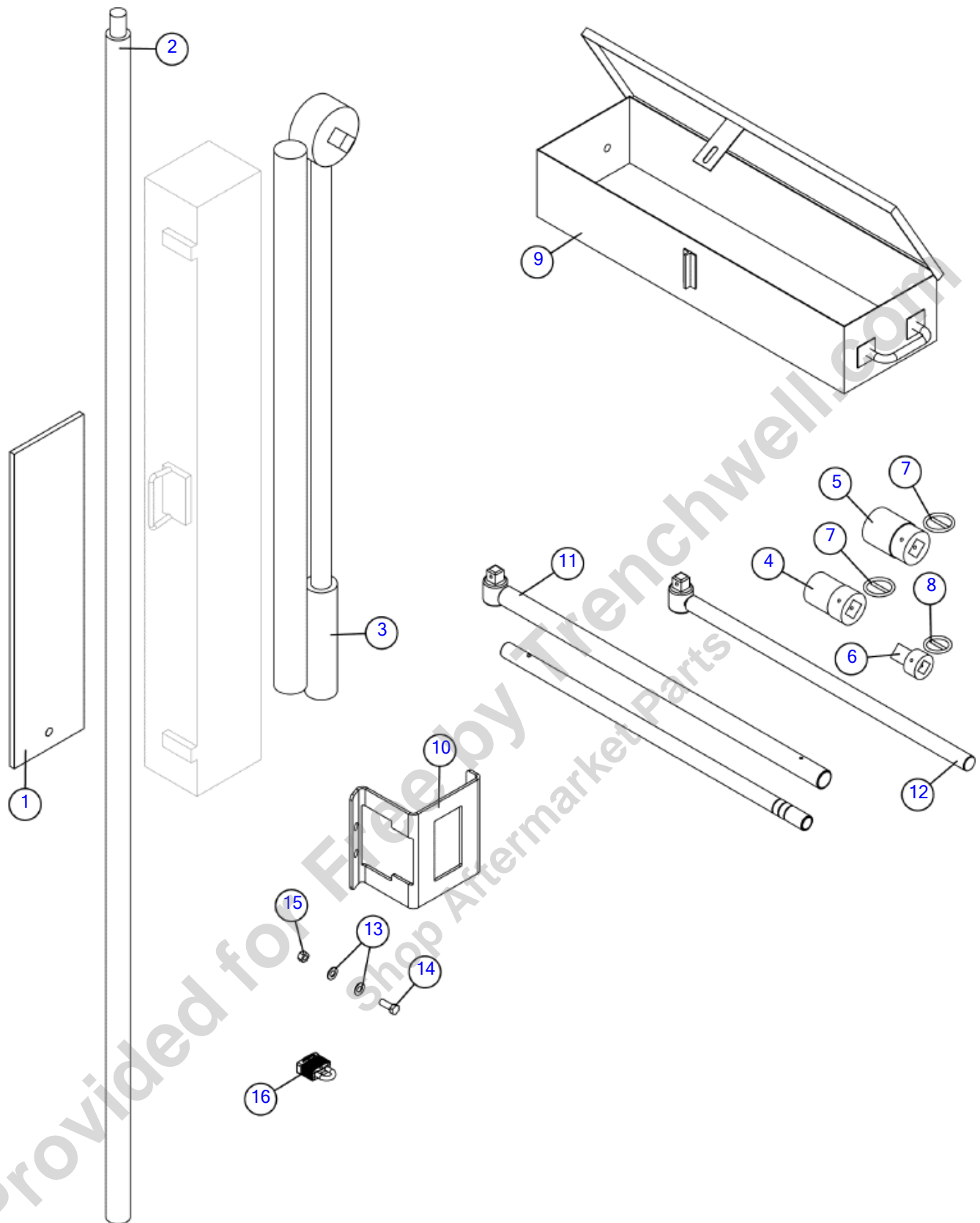


Illustration No: 163646029 - Not For Ordering

Special Tools (SN 105-)

Fig 06-04R01

REF NO.	PART NO.	DESCRIPTION	QTY.	REMARKS
1	157571001	RUBBER CURTAIN - BELLY CONVEYOR	1	
2	163621245	BAR - ANVIL INSTALLATION ASSIST	1	
3	163628022	WRENCH - TORQUE, ADJ. 200 - 1000 FT-LBS	1	
4	163628026	SOCKET - 1 5/16in IMPACT, DEEP, 1in DRIVE	1	
5	163628027	SOCKET - 1 1/2" IMPACT, DEEP, 1" DRIVE	1	
6	163628028	SOCKET ADAPTER - 3/4" TO 1"	1	
7	163628033	PIN - 1" IMPACT DRIVE SOCKET RETAINER	2	
8	163628034	PIN - 1" IMPACT DRIVE SOCKET RETAINER	1	
9	163646416	TOOLBOX-5"X8"X26" W/HANDLES	1	
10	163646486	PLATE - TOOLBOX HOLD-DOWN	1	
11	180009627	WRENCH - TORQUE 450 FT-LBS	1	
12	180009628	WRENCH - TORQUE 170 FT. LBS.	1	
13	235713001	WASHER - FLATSTRL - .38 - .41 X .81 - .06-YA-A325	2	
14	235727001	SCREW-HCS-.38-16X1.00-GR8-YZ	1	
15	250508001	NUT - 3/8-NC Gr8 TOP LOCK Y/ZINC	1	
16	94119001	PADLOCK (KEYED-ALIKE LOCK)	1	

Provided for Free by Trenchwell.com
Shop Aftermarket Parts

Special Tools- Duplex Drum

Fig 06-04X01

Place all parts
in Toolbox.

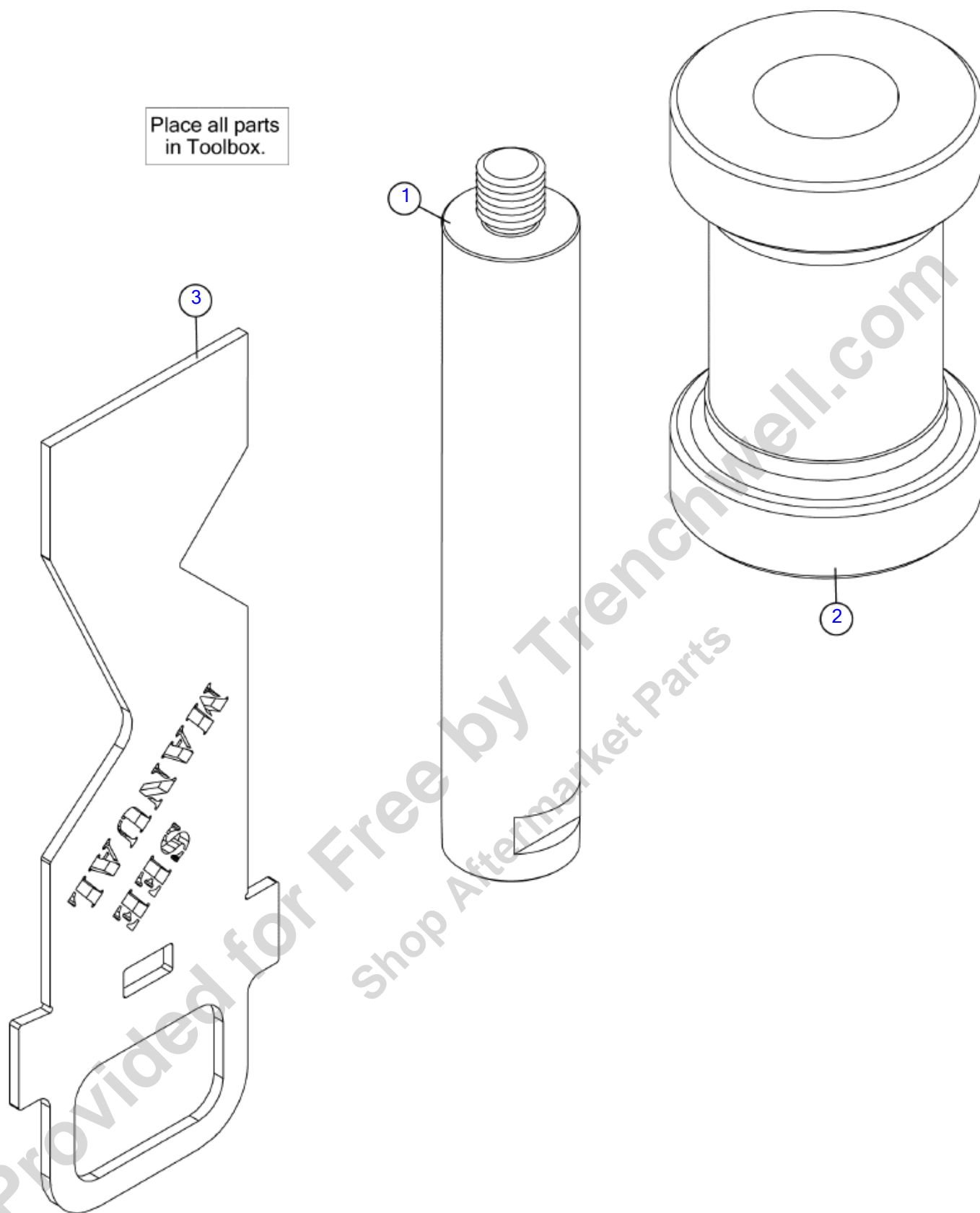


Illustration No: 180030392- Not For Ordering

Special Tools- Duplex Drum
Fig 06-04X01

REF NO.	PART NO.	DESCRIPTION	QTY.	REMARKS
1	157517001	PIN-RETENTION EXTENSION	1	
2	157926001	HAMMER SLIDE	1	
3	180008997	DUPLEX DRUM GAUGE	1	

Provided for Free by Trenchwell.com
Shop Aftermarket Parts

Hardfaced Hammers & Tips- 2" Wide (SN 104)

Fig 06-05

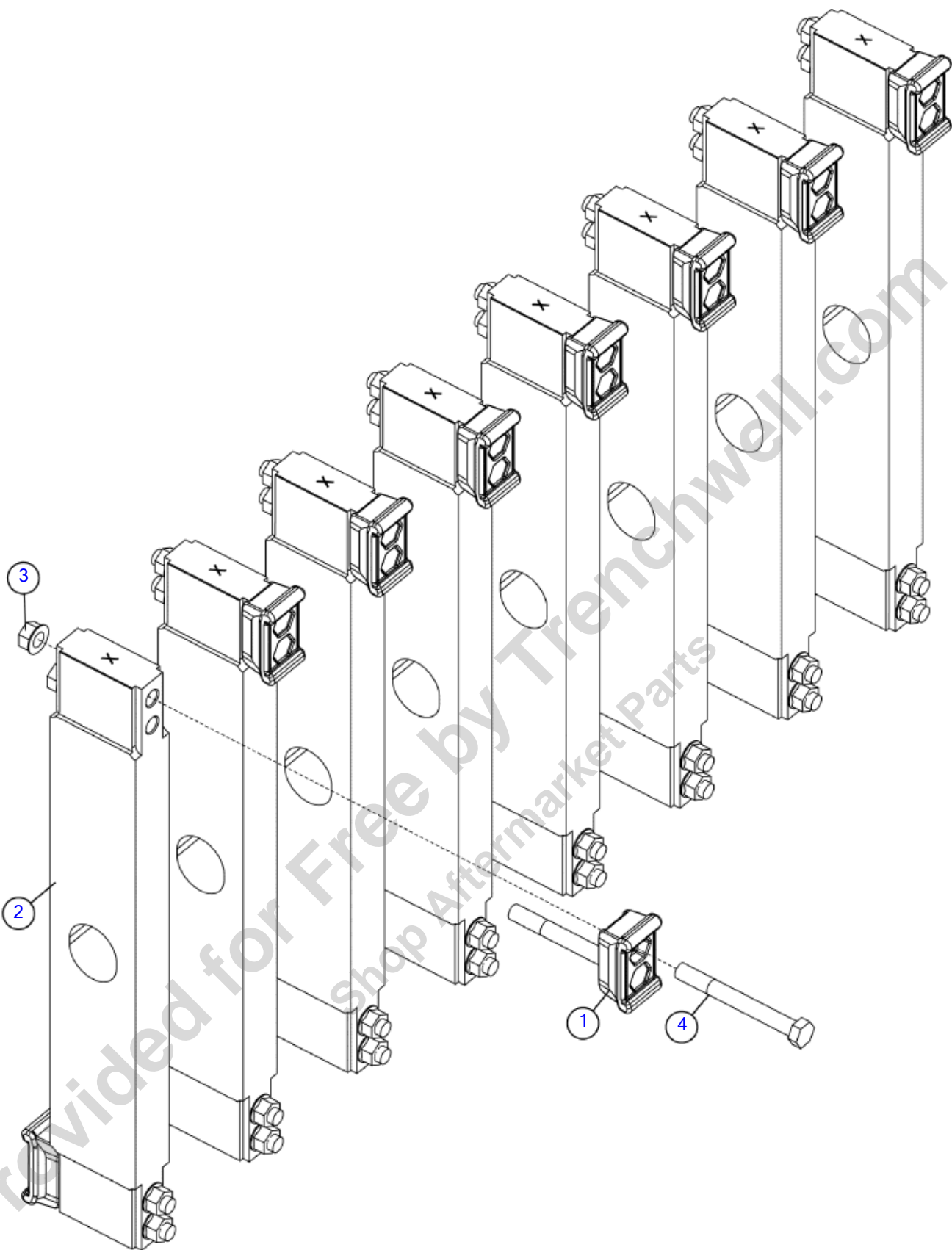


Illustration No. 160797001- Not For Ordering

Hardfaced Hammers & Tips- 2" Wide (SN 104)

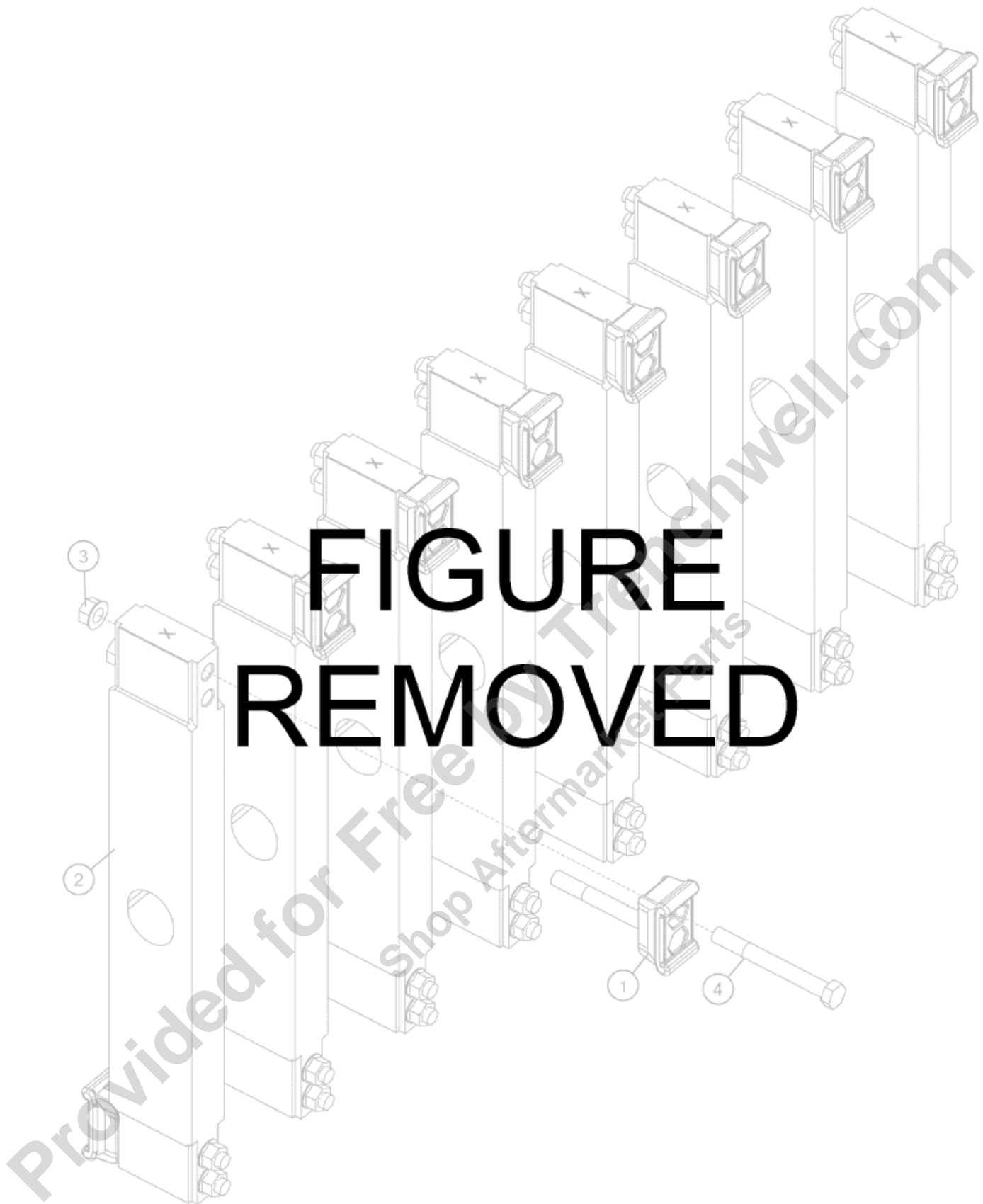
Fig 06-05

REF NO.	PART NO.	DESCRIPTION	QTY.	REMARKS
1	155463001	TIP-BLOCK-5/8 DBL-2.0 X 3.5-1.3 RAIL-PRO GRIT	16	
2	160795001	HAMMER - 29in DIA. CUT - TWO 5/8 BOLT HOL	8	
3	1809013	NUT-SMFLGTL-.63-11-G-CZ	32	
4	27169054	BOLT-5/8-UNCX5 1/2 GR.8 HEX	32	

Provided for Free by Trenchwell.com
Shop Aftermarket Parts

Hardfaced Hammers & Tips- 2" Wide (SN 105-)

Fig 06-05R01



Hardfaced Hammers & Tips- 2" Wide (SN 105-)

Fig 06-05R01

REF NO.	PART NO.	DESCRIPTION	QTY.	REMARKS
		FIGURE REMOVED	A/R	

Provided for Free by Trenchwell.com
Shop Aftermarket Parts

Hardfaced Offset Hammers & Tips- 3" Wide Bio (SN 104)

Fig 06-06

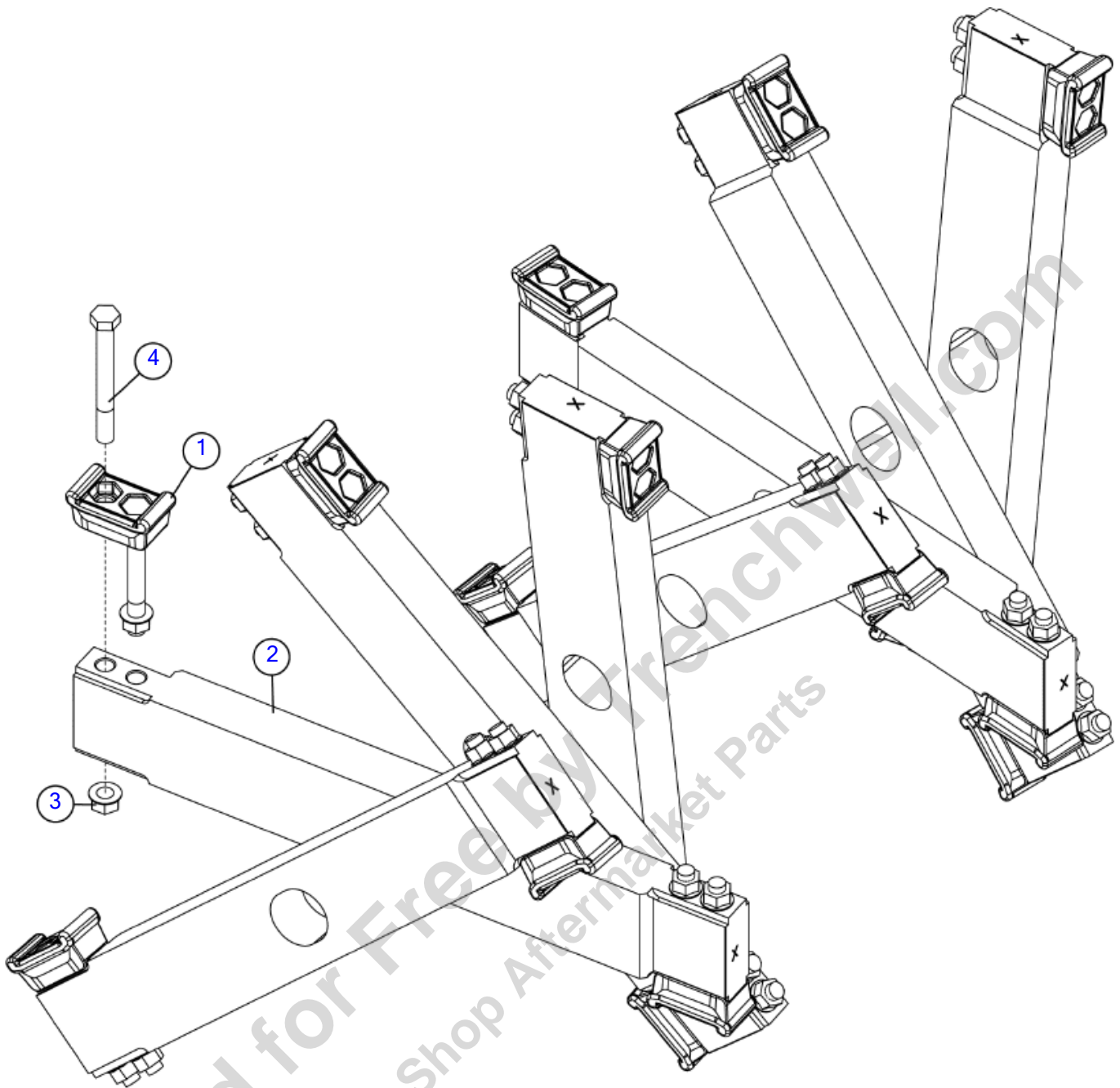


Illustration No. 163685983- Not For Ordering

Hardfaced Offset Hammers & Tips- 3" Wide Bio (SN 104)

Fig 06-06

REF NO.	PART NO.	DESCRIPTION	QTY.	REMARKS
1	155463001	TIP-BLOCK-5/8 DBL-2.0 X 3.5-1.3 RAIL-PRO GRIT	16	
2	163670747	SPECIAL OFFSET HAMMER - 29" DIA. CUT TWO 5/8 BOLT	8	
3	1809013	NUT-SMFLGTL-.63-11-G-CZ	32	
4	27169054	BOLT-5/8-UNCX5 1/2 GR.8 HEX	32	

Provided for Free by Trenchwell.com
Shop Aftermarket Parts

Hardfaced Offset Hammers & Tips- 3" Wide Bio (SN 105-)

Fig 06-06R01

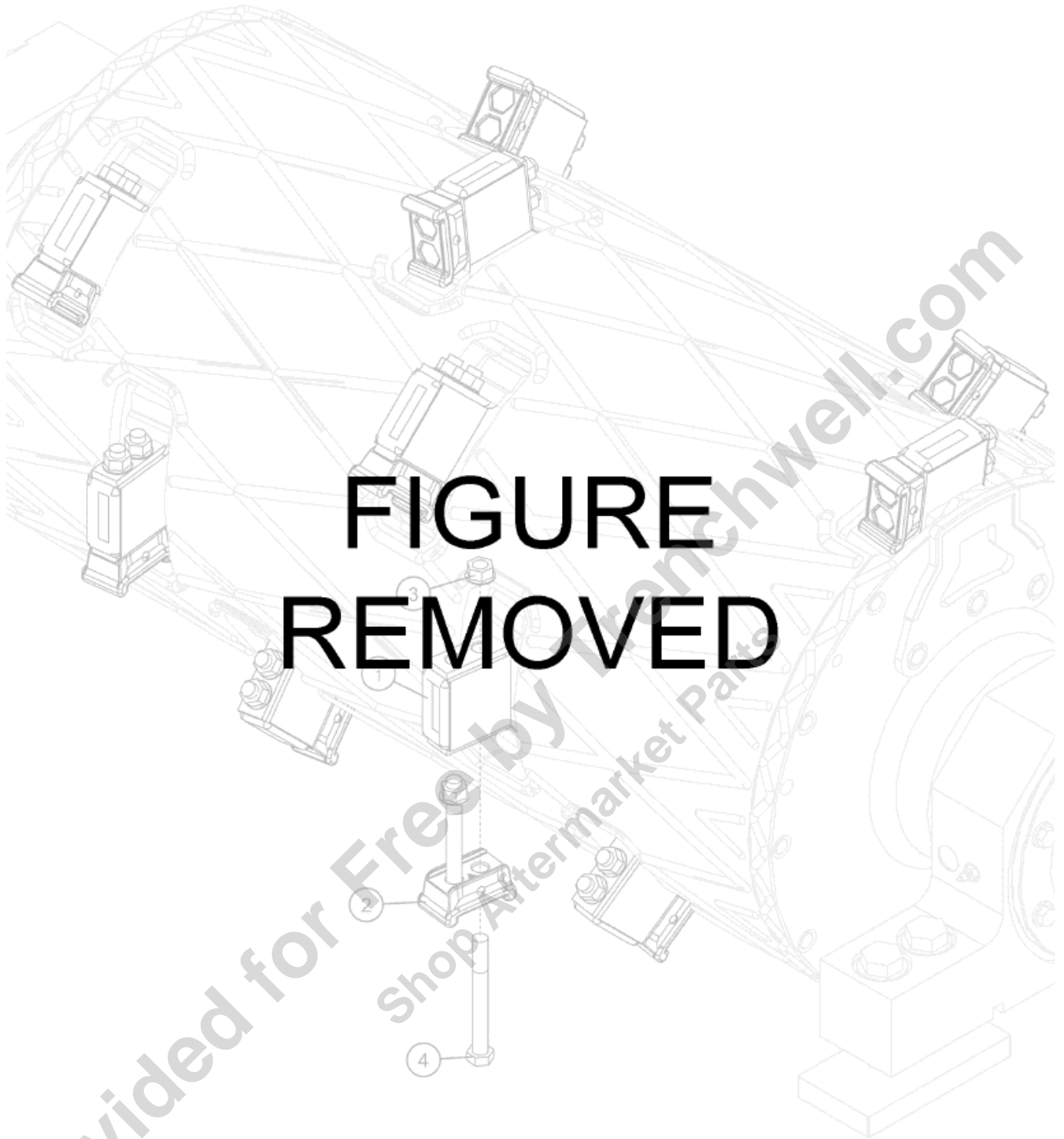


Illustration No: 163685983- Not For Ordering

Hardfaced Offset Hammers & Tips- 3" Wide Bio (SN 105-)

Fig 06-06R01

REF NO.	PART NO.	DESCRIPTION	QTY.	REMARKS
		FIGURE REMOVED	A/R	

Provided for Free by Trenchwell.com
 Shop Aftermarket Parts

Hardfaced Hammers & Tips- 3" Wide

Fig 06-07

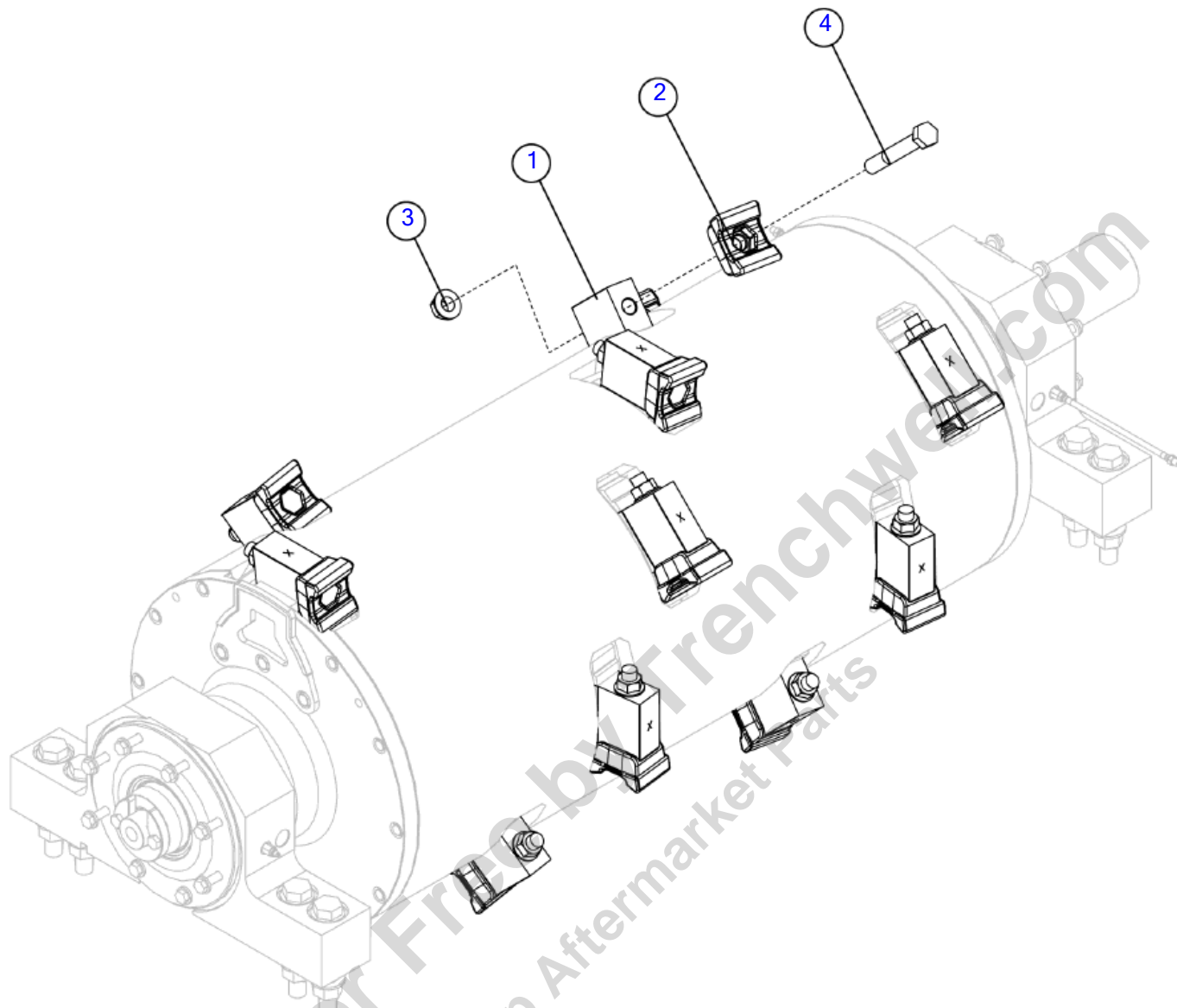


Illustration No: 160796001- Not For Ordering

Hardfaced Hammers & Tips- 3" Wide

Fig 06-07

REF NO.	PART NO.	DESCRIPTION	QTY.	REMARKS
1	160794001	HAMMER - 29" DIA. CUT - ONE 7/8 BOLT HOL	8	
2	163729972	TIP-BLOCK-7/8 SGL-3.1 X 3.7-1.9 RAIL-PREMIUM GRIT	16	
3	180008936	NUT-SMFLGTL-.88-9-G-CZ	16	
4	606160001	BOLT - 7/8-9X6 GR 8 HEX	16	

Provided for Free by Trenchwell.com
Shop Aftermarket Parts

Bio Screen Mill Package

Fig 06-08

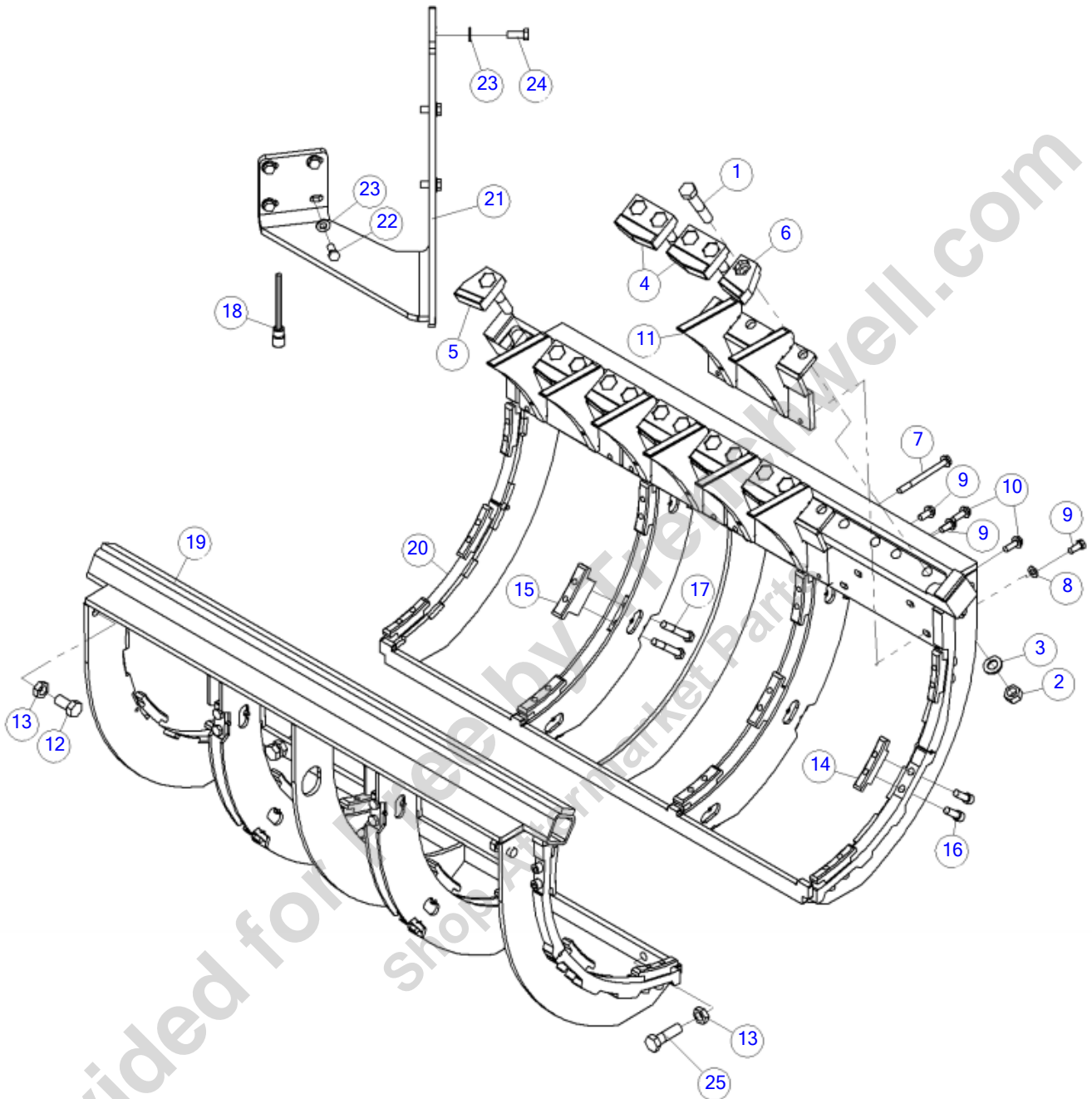


ILLUSTRATION NO: 163707046 Do Not Order


Bio Screen Mill Package

Fig 06-08

REF NO.	PART NO.	DESCRIPTION	QTY.	REMARKS
1	238881001	BOLT-3/4-10 X 4 HHCS GR8 ZY	16	
2	397001	NUT-3/4-10 GR 8 SLTL	16	
3	235717001	WASHER - 3/4" HARDENED FLAT YZ	16	
4	163670981	WELDMENT - 2 BOLT SHEAR BLOCK	7	
5	163670980	WELDMENT - REAR SHEAR BLOCK	1	
6	163670982	WELDMENT - FRONT SHEAR BLOCK	1	
7	296505212	SCREW-HCS-7/16-14 X 5-GR8-YZ	2	
8	250515001	WASHER - 7/16 HARD SAE Y/ZINC	16	
9	250539001	BOLT-7/16-14 X 1 GR8 HEX Y/ZI	8	
10	250584001	7/16-14X1 1/4 GR8 HEX BOLT PL	6	
11	163685089	WELDMENT - REPLACEABLE RIPPERS	4	
12	238217001	BOLT-3/4-10X1 1/2 GR8 HEX ZYC	4	
13	510320311	NUT HEX JAM .75 10 GR2 YZ	6	
14	163685104	SCREEN HOLDER-END	12	
15	163685105	SCREEN HOLDER-MIDDLE	12	
16	276402001	SCREW-1/2-13X1 1/2 SHC Y ZINC	24	
17	238241001	BOLT 1/2"-13X 3 1/2" GR8 HEX	24	
18	163685987	SOCKET ASSEMBLY - SCREEN REMOVAL 3/8" HEX BIT - 1	1	
19	163685106	WELDMENT - REPLACEABLE SCREEN	1	
20	163685009	WELDMENT - REPLACEABLE RIPPER SCREEN	1	
21	163685600	AGITATOR - 12"	1	
22	235729001	SCREW-HCS-.50-13X1.00-GR8-YZ	4	
23	485025	WASHER-1/2 FLAT-HARDENED-YZ	7	
23	(235712001)	WASHER-1/2 SAE HARD ZINC PLTD - Replaced by 485025	7	
24	235737001	BOLT-1/2-13X1 1/4 GR8 ZYC	3	
25	238880001	BOLT-3/4-10X2 1/2 HHCS GR8 ZY	2	

Bio Screens

Fig 06-09




Bio Screens

Fig 06-09

REF NO.	PART NO.	DESCRIPTION	QTY.	REMARKS
1	180024258	PLATE-SCREEN-0.80" UPCUT TG5000	1	
2	180024249	PLATE-SCREEN-1.35" UPCUT TG5000	1	
3	180024254	PLATE-SCREEN-1.70" UPCUT TG5000	1	
4	180024255	PLATE-SCREEN-2.65" UPCUT TG5000	1	
5	180024296	PLATE-SCREEN-3.50" UPCUT TG5000	1	
6	180024256	PLATE-SCREEN-6.75" UPCUT TG5000	1	
7	180024257	PLATE-SCREEN-8.50" UPCUT TG5000	1	
8	180024259	PLATE-SCREEN-0.80" DOWNCUT TG5000	1	
9	180024260	PLATE-SCREEN-1.35" DOWNCUT TG5000	1	
10	180024261	PLATE-SCREEN-1.70" DOWNCUT TG5000	1	
11	180024262	PLATE-SCREEN-2.65" DOWNCUT TG5000	1	
12	180023681	PLATE SCREEN-3.50" DOWNCUT TG5000	1	
13	180024295	PLATE-SCREEN-6.75" DOWNCUT TG5000	1	
14	180024264	PLATE SCREEN-8.50" DOWNCUT TG5000	1	

Provided for Free by Trenchwell.com
Shop Aftermarket Parts

Electrical Main



Electrical Main

Control Panel	Fig	07-01
Control Panel Switches/ Gauges	Fig	07-02
Control Panel Components	Fig	07-03
Beacon & Horn (SN 104)	Fig	07-04
Beacon & Horn (SN 105-)	Fig	07-04R01
Radio Remote	Fig	07-05
Harness- Valve Bank	Fig	07-06
Harness- Frame	Fig	07-07
Harness- Panel	Fig	07-08
Harness- Console	Fig	07-09
Harness- Safety	Fig	07-10
Harness- Main to Motor	Fig	07-11
Harness- Tub	Fig	07-12
Harness- Interface	Fig	07-13
Harness- Non Loader Jumper	Fig	07-14
Tub Table Position Switch	Fig	07-15
Panel- 500HP 480V VFD	Fig	07-16
Panel- 500HP 480V 60Hz with Loader	Fig	07-17

Provided for Free by Trenchwell.com
 Shop Aftermarket Parts

Control Panel
Fig 07-01

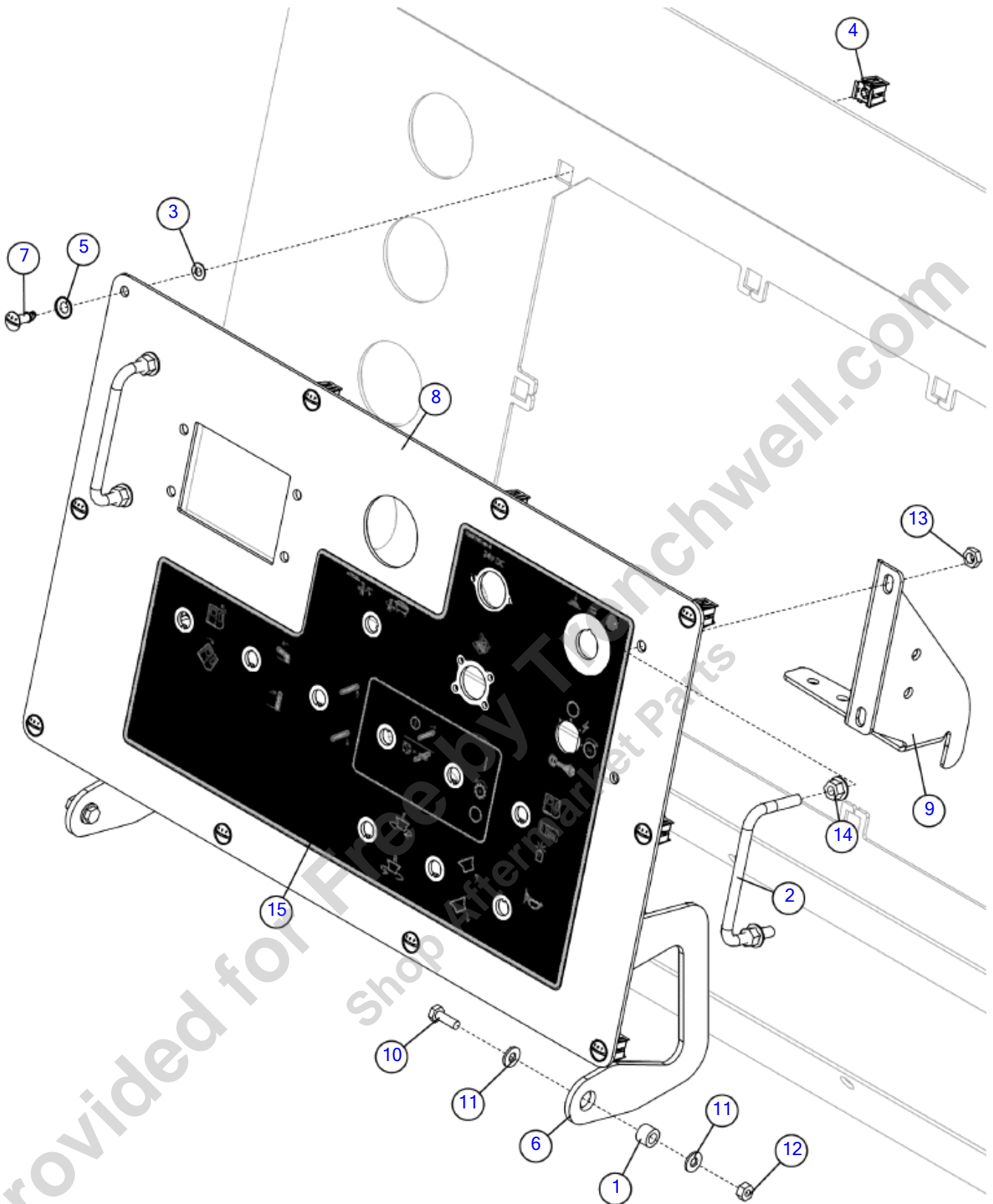


Illustration No: 163685580 - Not For Ordering

Control Panel

Fig 07-01

REF NO.	PART NO.	DESCRIPTION	QTY.	REMARKS
1	147850001	TUBE - CONTROL PANEL	4	
2	156464001	HANDLE - ALUMINUM 4 1/4 CTR TO CTR	2	
3	161504001	RETAINER - 1/4 TURN	10	
4	161505001	RECEPTACLE - SNAP IN	10	
5	161506001	WASHER - NYLON WEAR	10	
6	163646153	PIVOT - CONTROL PANEL	2	
7	163646154	STUD - 1/4 TURN #480	10	
8	163657810	WELDMENT - CONTROL PANEL	1	
9	180008939	CATCH - HARNESS GUIDE	1	
10	235734001	BOLT-1/4-20X3/4 GR8 ZYC	4	
11	252251001	WASHER-1/4 SAE FLAT ZP	8	
12	403001	NUT-1/4 NC SLTL	4	
13	510314391	NUT-HEXJAM-.31-18-GR2-YZ	4	
14	510314401	NUT-HEXFLGL-.31-18-GR2-YZ	4	
15	700IF795	DECAL-TG5000E CONTROL PANEL	1	

Provided for Free by Trenchwell.com
Shop Aftermarket Parts

Control Panel Switches/ Gauges

Fig 07-02

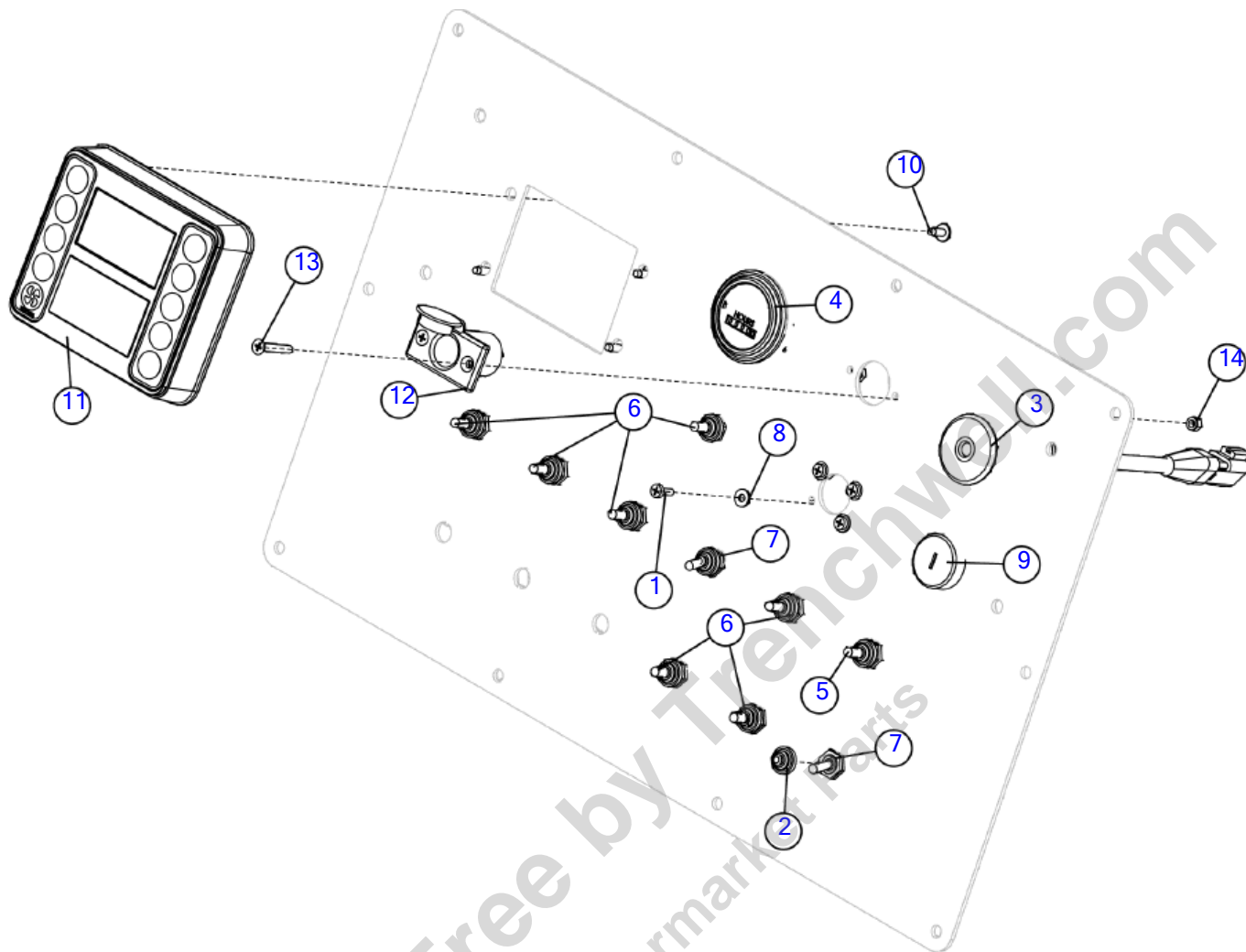


Illustration No. 163685579 - Not For Ordering

Control Panel Switches/ Gauges

Fig 07-02

REF NO.	PART NO.	DESCRIPTION	QTY.	REMARKS
1	130745083	SCREW - MCH-8-32 X .50-PHILLIPS-CZ	4	
2	141430001	SWITCH BOOT - 1/2	10	
3	163628359	E STOP HEAVY DUTY N/O	1	
4	180006564	GAUGE-HOUR METER MAXIMA	1	
5	180010845	SWITCH TOGGLE ON OFF ON	1	
6	180010846	SWITCH-TOGGLE- (ON) / OFF / (ON)	7	
7	180010859	SWITCH-TOGGLE-ON / ON	2	
8	224769001	WASHER-#8 FLAT	4	
9	285597001	SWITCH - IGNITION	1	
10	296252560	SCREW - #10 -14 X 3/8 SCREW	4	
11	296365106	ASM DP10 TG ELECTRIC CONSOLE	1	
12	403452001	OUTLET - 12 / 24V AUX.	1	
13	94099012	SCREW-#10-24X1 1/4 FLT HD PH1L	2	
14	99042001	NUT-NYLOCK-#10-24-GR2-CZ	6	

Provided for Free by Trenchwell.com
Shop Aftermarket Parts

Control Panel Components

Fig 07-03

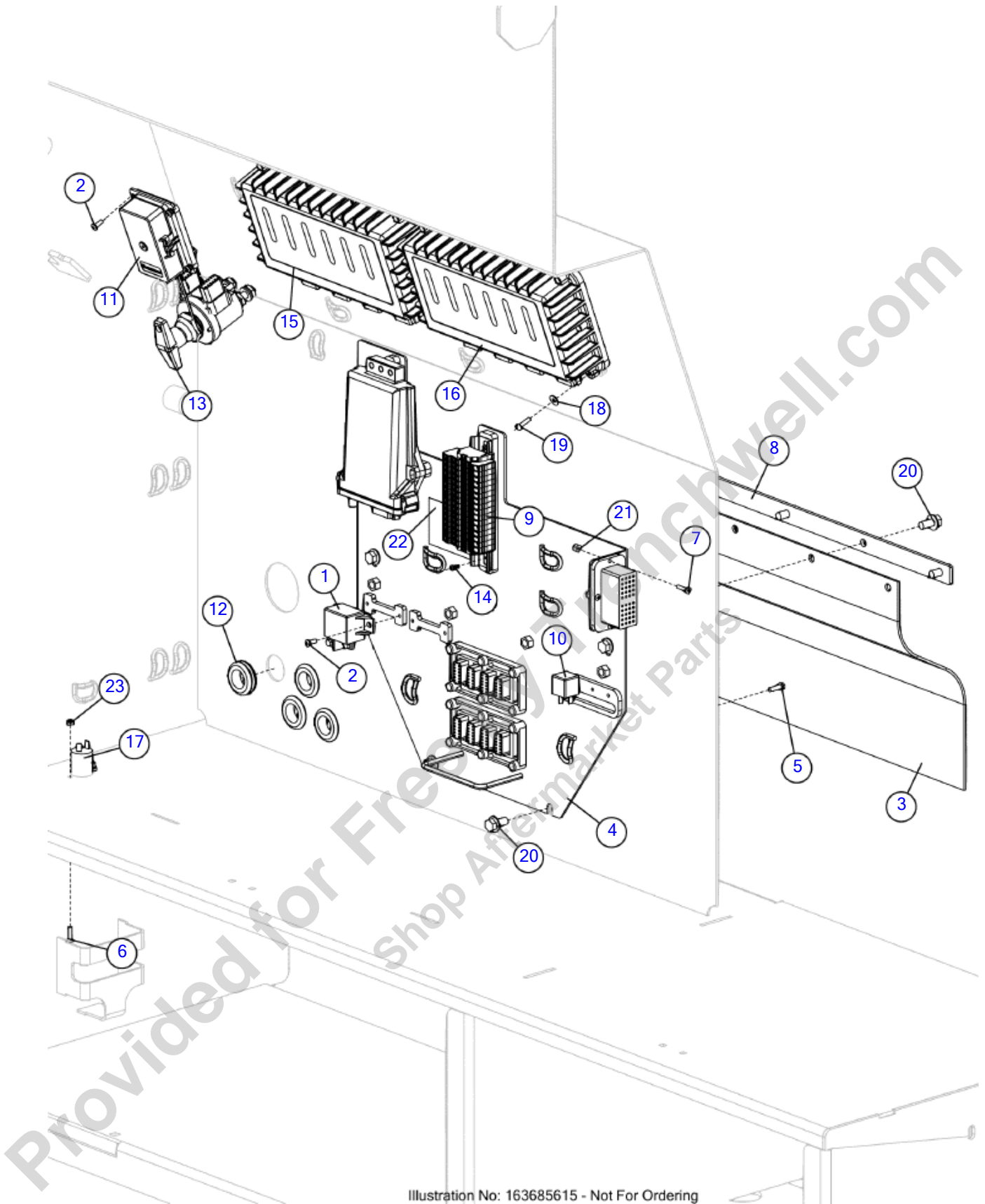


Illustration No: 163685615 - Not For Ordering

Control Panel Components

Fig 07-03

REF NO.	PART NO.	DESCRIPTION	QTY.	REMARKS
1	113084001	RELAY-0332-002-250 SEALED	1	
2	141364001	SCREW-10-32 X 1/2 CRPHM	7	
3	163551317	CURTAIN-CHASSIS REAR	1	
4	163636541	WELDMENT - CONTROLLER MOUNT	1	
5	163639748	SCREW-HFS-TCTAP-12-24X.75-GR2-CZ-SP-CH	12	
6	163643442	SCREW-MCH-10-24X.75-GR2-CZ-FLAT-PHILLIPS	2	
7	163643448	SCREW-MCH-#8-32X.75-GR2-CZ-PAN-PHILLIPS	4	
8	163646078	BAR - RUBBER CLAMP FOR 163551317	1	
9	163673201	ASSEMBLY-TERMINAL BLOCK	1	
10	163673445	RELAY-40 AMP SEALED	1	
11	180010825	FUSE BLOCK ASSEMBLY	1	
12	1865041	GROMMET-1IDX1.75OD-.19GROOVE	5	
13	283099001	SWITCH KIT-BATTERY DISCONNECT	1	
14	296268734	MACHINE SCREW #6-32 X 3/8	2	
15	296444567	ASM - C248 TG5000E GEN2 CONTROLLER	1	
16	296444693	ASM - C248 TG5000E IO GEN2 CONTROLLER	1	
17	403452001	OUTLET - 12 / 24V AUX.	1	
18	485001	WASHER-FLATSTD-.19 -.22 X.56 -.05 - CZ	8	
19	504543001	10-32X3/4 RH M/S ZP	8	
20	510346206	SCREW FLGWZ .38,16 X .75,GR2,YZ	9	
21	69759001	LOCK NUT-#8-32 NYLON INSERT PL	4	
22	7000G323	DECAL-TG5000E TERMINAL BLOCK	1	
23	99042001	NUT-NYLOCK-#10-24-GR2-CZ	2	

Beacon & Horn (SN 104)

Fig 07-04

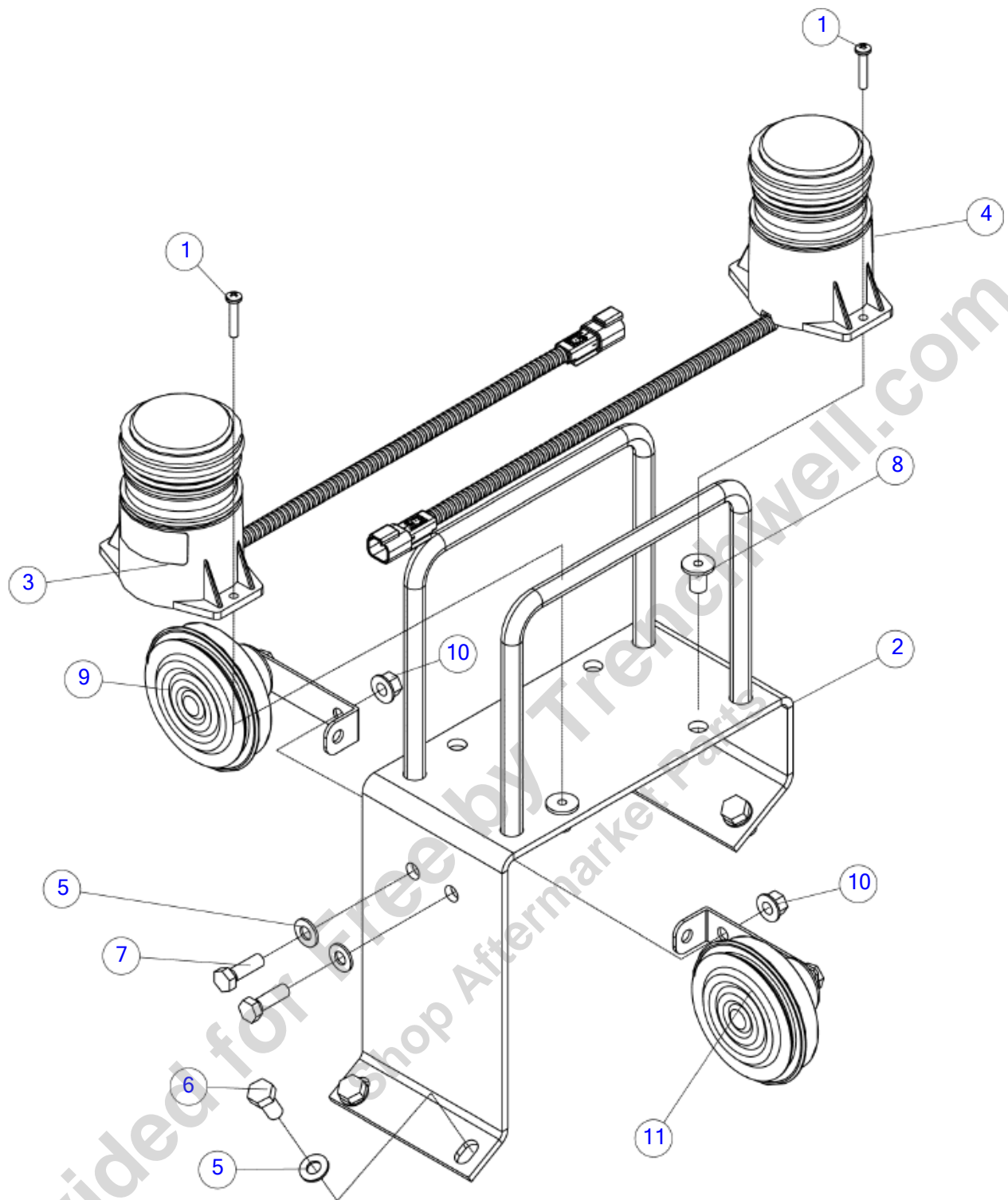


Illustration No: 163685596 - Not For Ordering

Beacon & Horn (SN 104)

Fig 07-04

REF NO.	PART NO.	DESCRIPTION	QTY.	REMARKS
1	159338001	SCREW-MCH-10-32X1.00-GR2-CZ-PAN-PHILLIPS	4	
2	163685593	BEACON MOUNT - TG5000E	1	
3	180010848	STROBE-AMBER,LED,DEUTSCH 2 PIN	1	
4	163673964	ASSEMBLY BEACON BLUE	1	
4	(180010849)	STROBE BLUE, LED, DEUTSCH 2 PIN	1	
5	235714001	WASHER - 5/16 FLAT, ZN	6	
6	235726001	BOLT-3/8-16X3/4 GR8 HEX ZNCPLT	4	
7	238209001	BOLT-5/16-18X1 GR8 HEX ZINC YC	2	
8	296258563	WELLNUT - #10 - 32UNF X .03 - .227	4	
9	403451001	HORN - 24V HIGH 425HZ	1	
10	510314401	NUT-HEXFLGL-.31-18-GR2-YZ	2	
11	603260001	HORN- 24 V LOW 340HZ	1	

Provided for Free by Trenchwell.com
Shop Aftermarket Parts

Beacon & Horn (SN 105-)

Fig 07-04R01

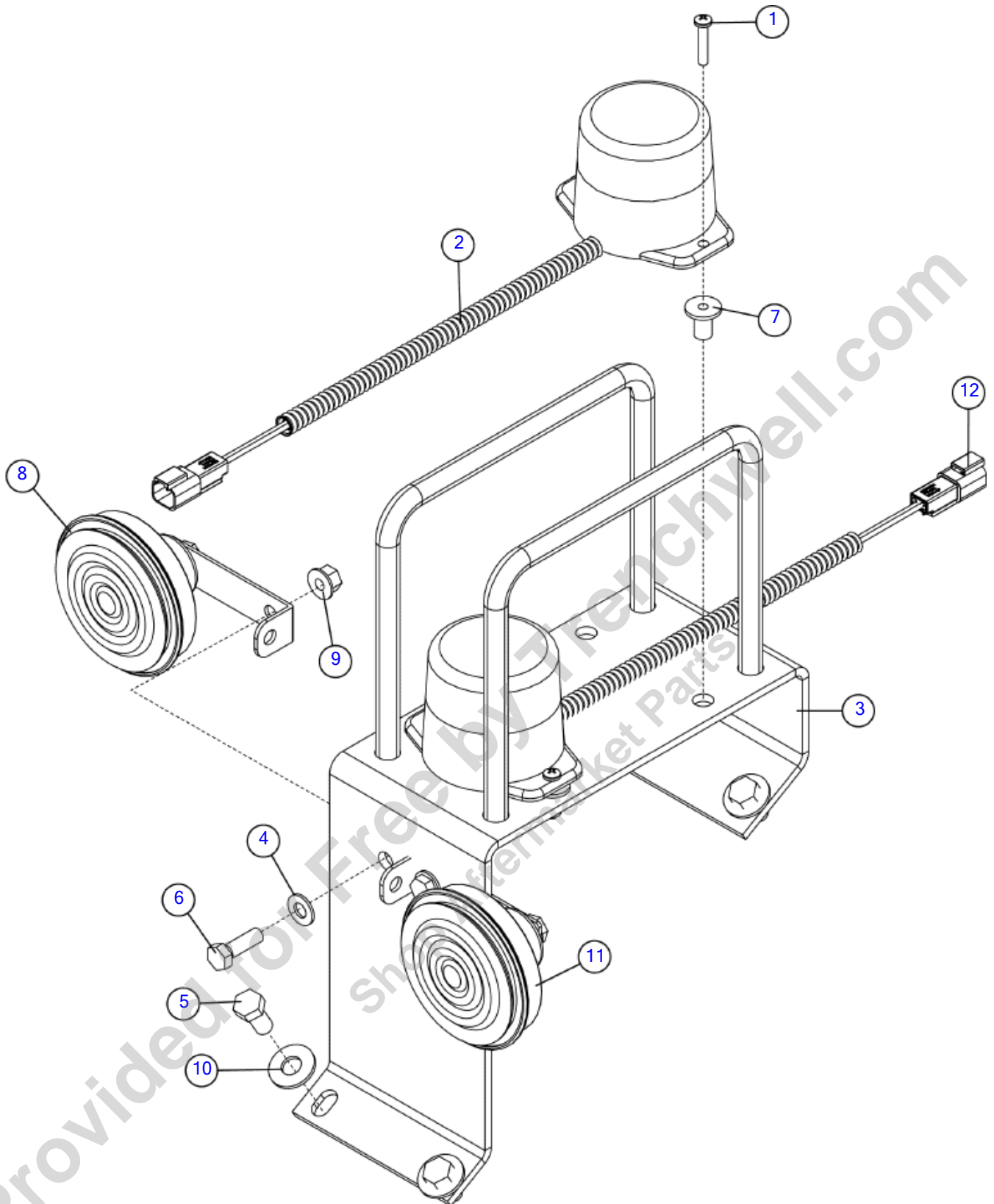


Illustration No: 163685596 - Not For Ordering

Beacon & Horn (SN 105-)

Fig 07-04R01

REF NO.	PART NO.	DESCRIPTION	QTY.	REMARKS
1	159338001	SCREW-MCH-10-32X1.00-GR2-CZ-PAN-PHILLIPS	4	
2	163673962	LIGHT-BEACON BLUE LED	1	
3	163685593	BEACON MOUNT - TG5000E	1	
4	235714001	WASHER - 5/16 FLAT	2	
5	235726001	BOLT-3/8-16X3/4 GR8 HEX	4	
6	238209001	BOLT-5/16-18X1 GR8 HEX	2	
7	296258563	WELLNUT - #10 - 32UNF X .03 - .227	4	
8	403451001	HORN - 24V HIGH 425HZ	1	
9	510314401	NUT-HEXFLGL-.31-18-GR2	2	
10	510337607	WASHER-FLATSTD-.38-.44X1.00-.08	4	
11	603260001	HORN- 24 V LOW 340HZ	1	
12	631868295	LIGHT-BEACON AMBER LED	1	

Provided for Free by Trenchwell.com
Shop Aftermarket Parts

Radio Remote

Fig 07-05

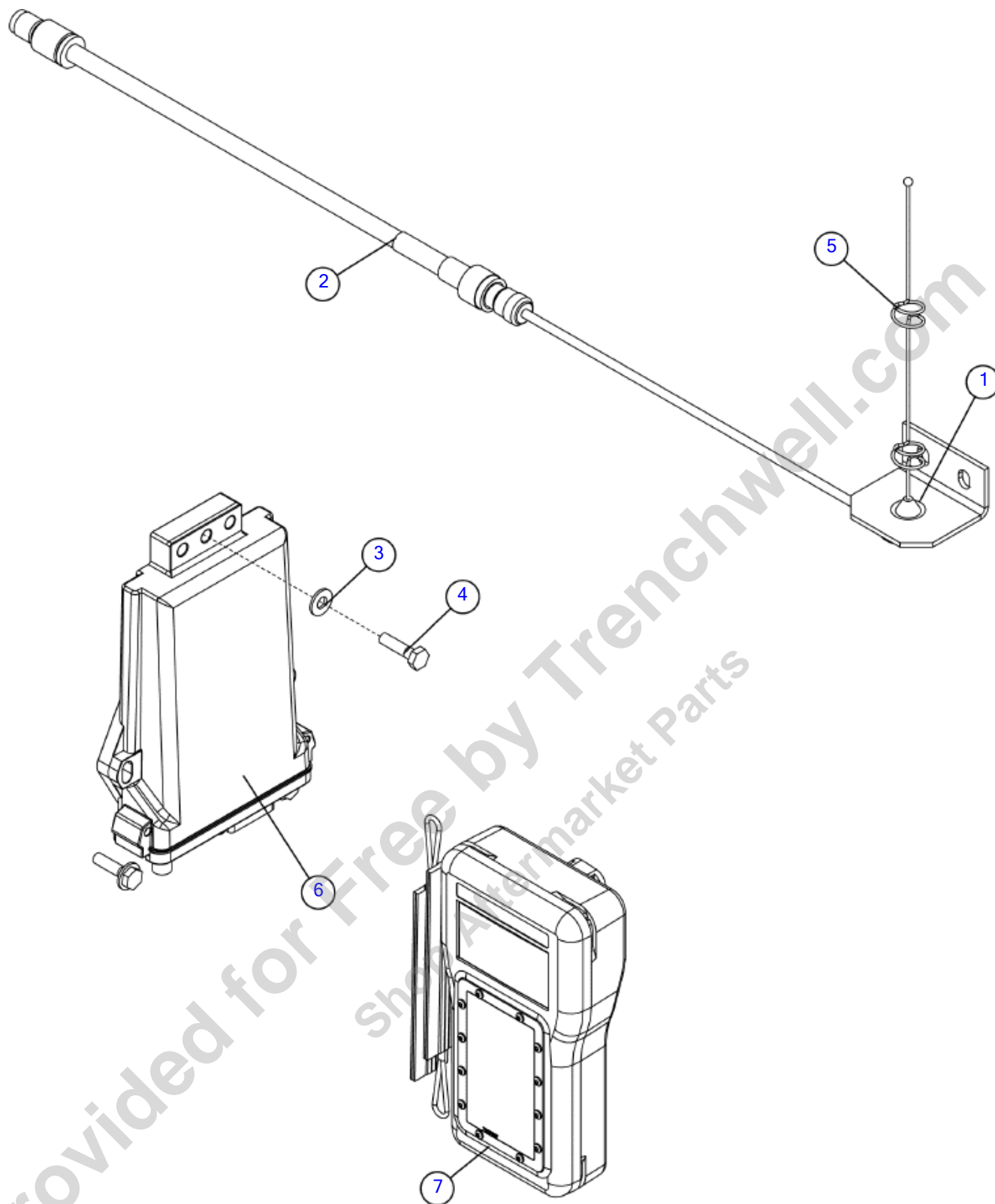


Illustration No: 163646065 - Not For Ordering

Radio Remote

Fig 07-05

REF NO.	PART NO.	DESCRIPTION	QTY.	REMARKS
1	163636863	SHEET - MOUNT RADIO	1	
2	180010831	CABLE - RF 15' RG8 TNC MALE TO N	1	
3	235716001	WASHER - FLATSTRL - .25 -.28 X .63 - .06 - CZ	3	
4	235735001	BOLT-1/4-20X1 GR8 HEX ZYC	3	
5	163733082	ASSY - REMOTE ANTENNA	1	
5	(296252594)	ANTENNA COMPONENTRY	1	
6	296272543	ASM, UNIVERSAL TRANSCEIVER BASE B424	1	
7	296365113	ASM - R424HH REMOTE LCD TG ELECTRIC	1	

Provided for Free by Trenchwell.com
 Shop Aftermarket Parts

Harness- Valve Bank

Fig 07-06

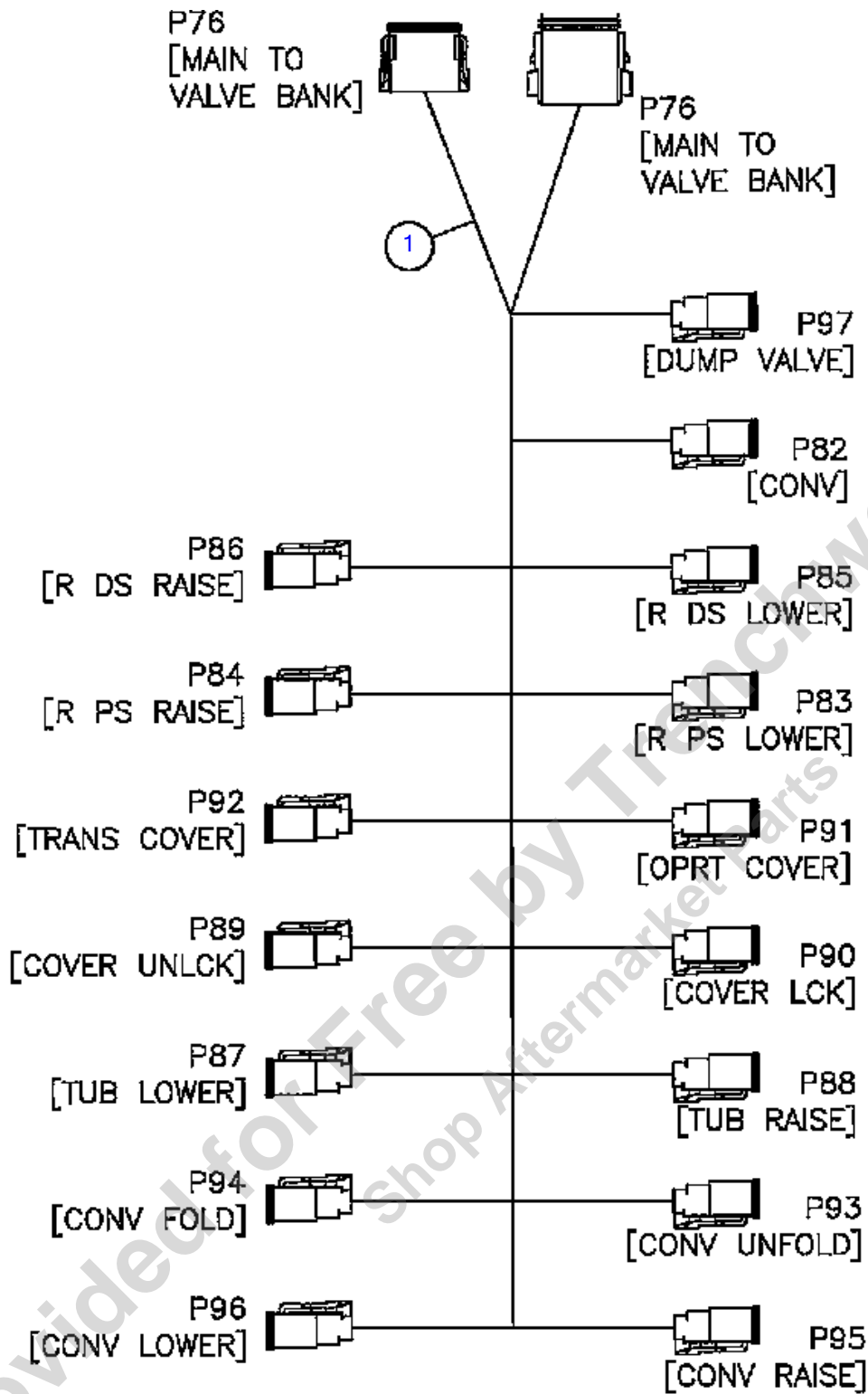


ILLUSTRATION NO. 183695085_1

Harness- Valve Bank

Fig 07-06

REF NO.	PART NO.	DESCRIPTION	QTY.	REMARKS
1	163635902	HARNESS - VALVE BANK	1	

Provided for Free by Trenchwell.com
 Shop Aftermarket Parts

Harness- Frame
Fig 07-07

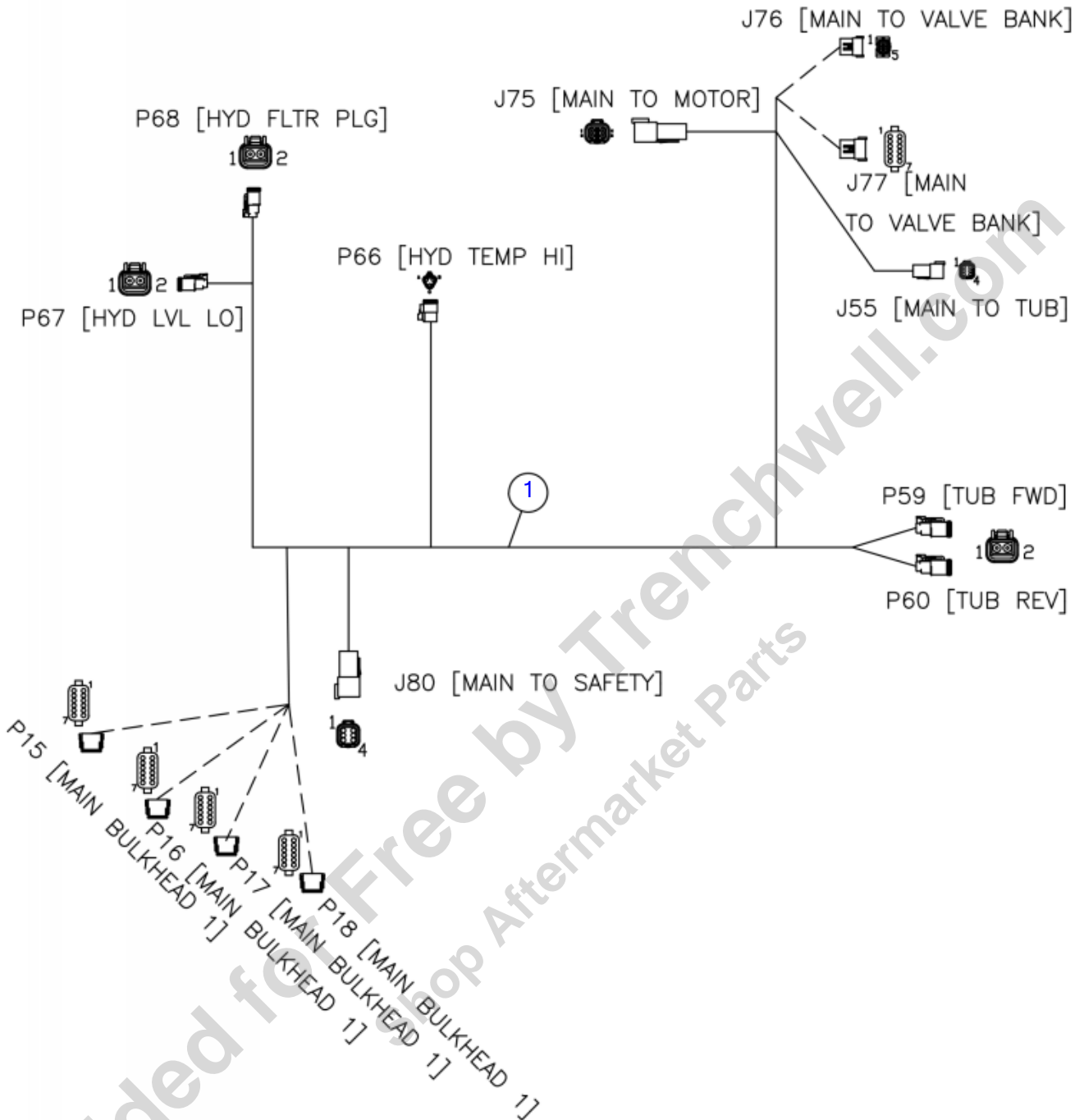


ILLUSTRATION NO. 163673817_PB - Not For Ordering

Harness- Frame
Fig 07-07

REF NO.	PART NO.	DESCRIPTION	QTY.	REMARKS
1	163673817	HARNESS-MAIN TG5000E	1	

Provided for Free by Trenchwell.com
Shop Aftermarket Parts

Harness- Panel
Fig 07-08

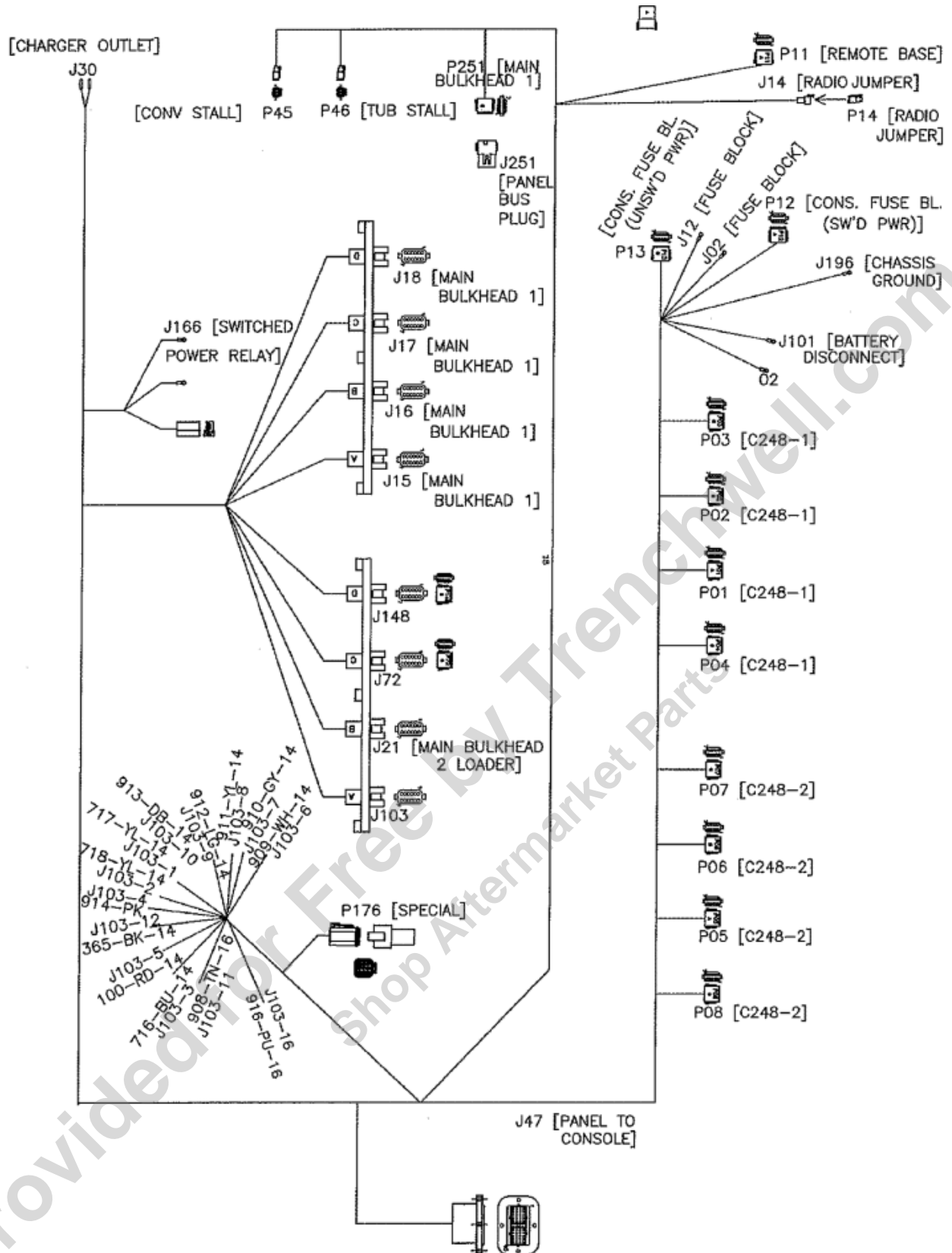


ILLUSTRATION NO. 163673231

Harness- Panel

Fig 07-08

REF NO.	PART NO.	DESCRIPTION	QTY.	REMARKS
1	163673231	HARNESS-PANEL	1	

Provided for Free by Trenchwell.com
 Shop Aftermarket Parts

Harness- Console
Fig 07-09

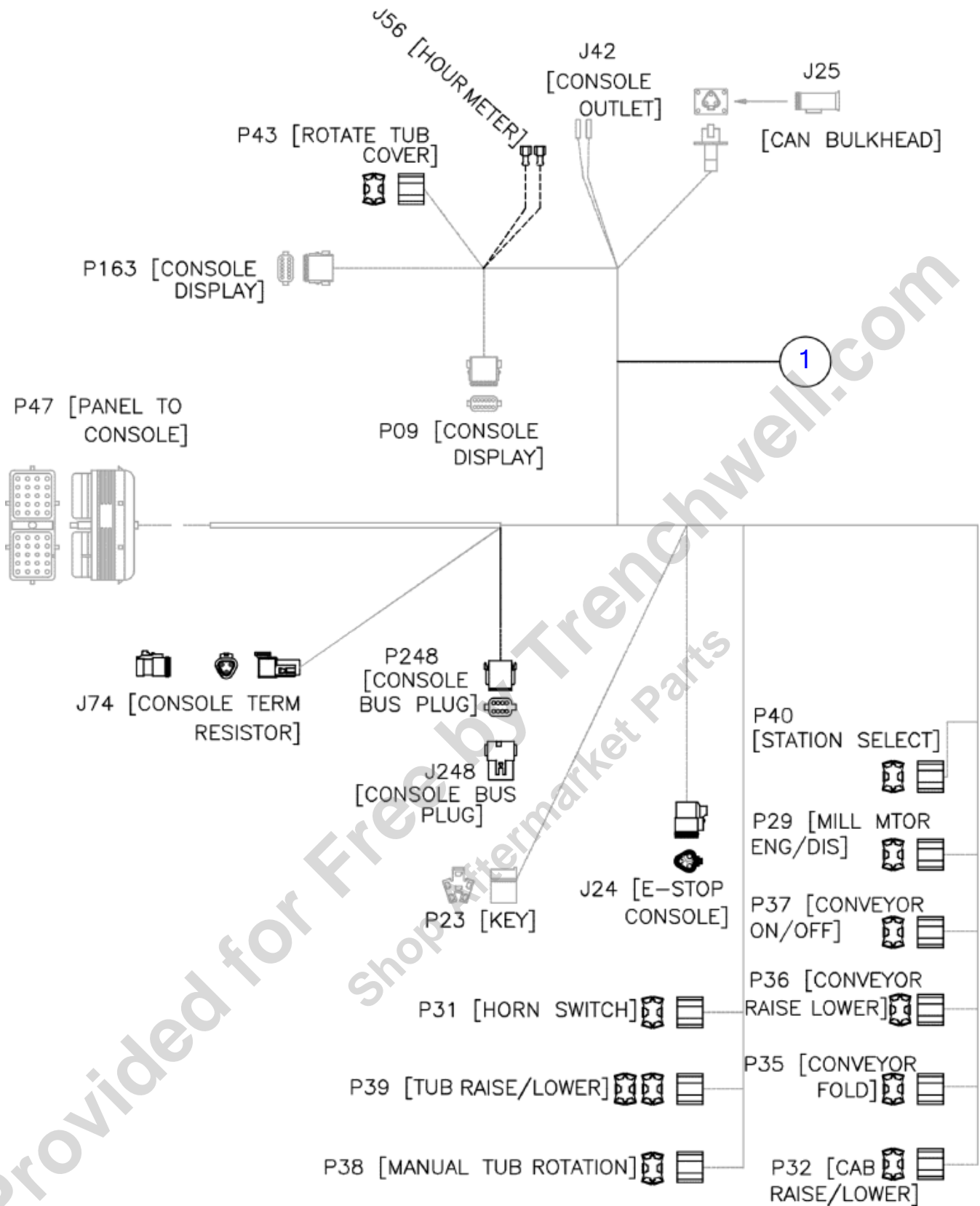


ILLUSTRATION NO. 163673260 - Not For Ordering

Harness- Console

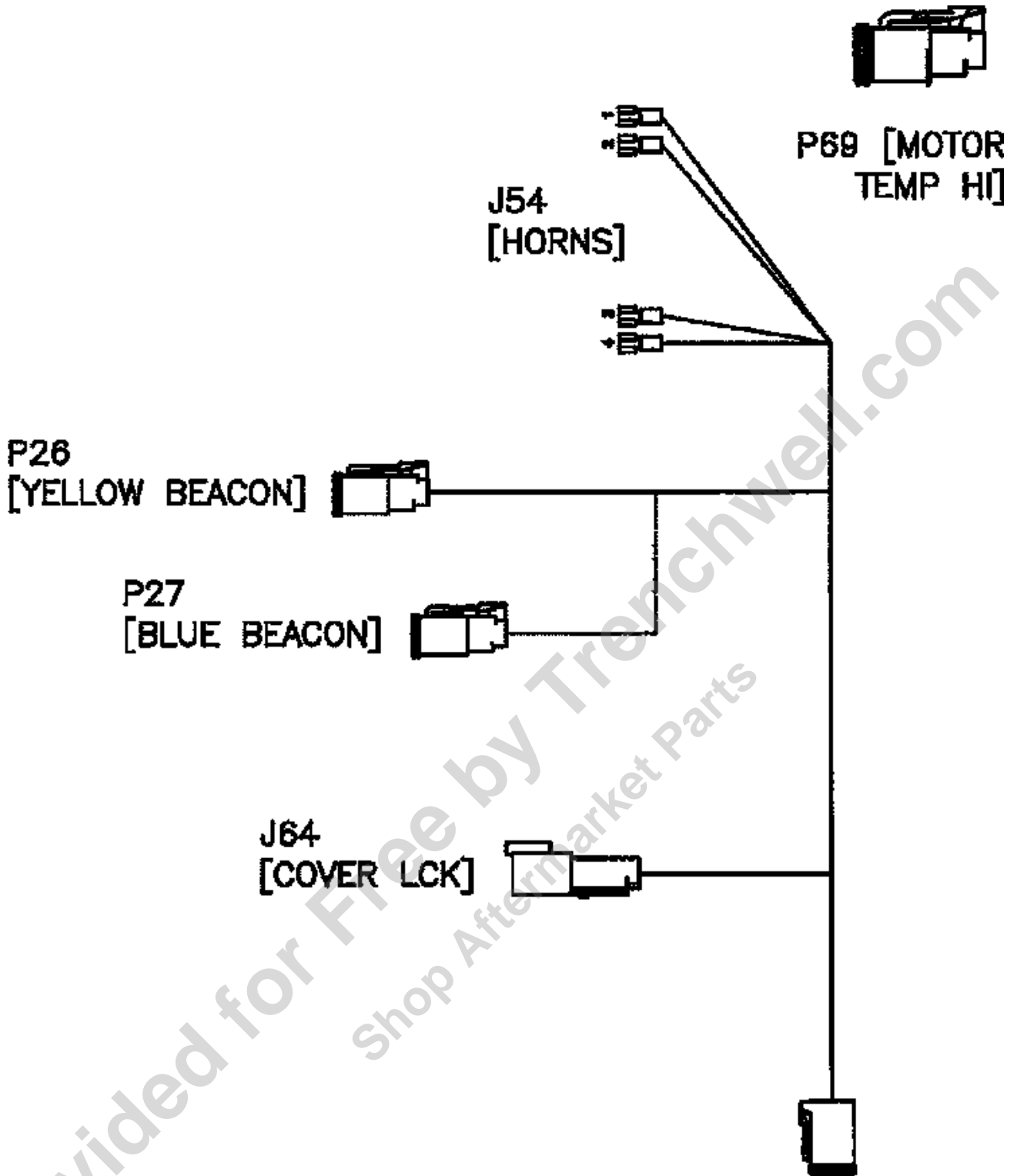
Fig 07-09

REF NO.	PART NO.	DESCRIPTION	QTY.	REMARKS
1	163673260	HARNESS-CONSOLE TG5000E	1	

Provided for Free by Trenchwell.com
Shop Aftermarket Parts

Harness- Safety

Fig 07-10



CONNECTION LOCATION:
LEFT SIDE OF
MACHINE FRAME IN
FRONT OF CROSSMEMBER

ILLUSTRATION NO. 163695065_5

Harness- Safety

Fig 07-10

REF NO.	PART NO.	DESCRIPTION	QTY.	REMARKS
1	180010814	HARNESS - SAFETY	1	

Provided for Free by Trenchwell.com
 Shop Aftermarket Parts

Harness- Main to Motor

Fig 07-11

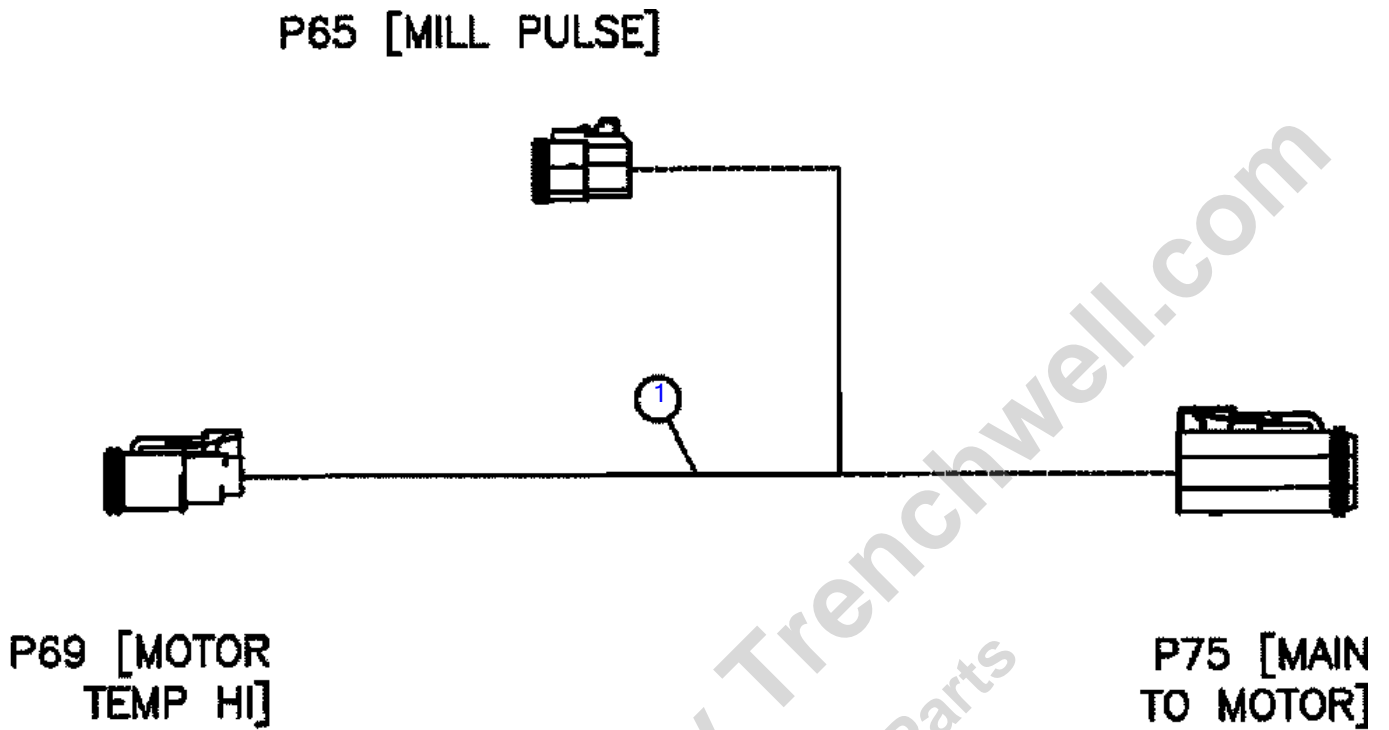


ILLUSTRATION NO. 163695065_6

Harness- Main to Motor

Fig 07-11

REF NO.	PART NO.	DESCRIPTION	QTY.	REMARKS
1	163685562	HARNESS-MAIN TO MOTOR	1	

Provided for Free by Trenchwell.com
 Shop Aftermarket Parts

Harness- Tub
Fig 07-12

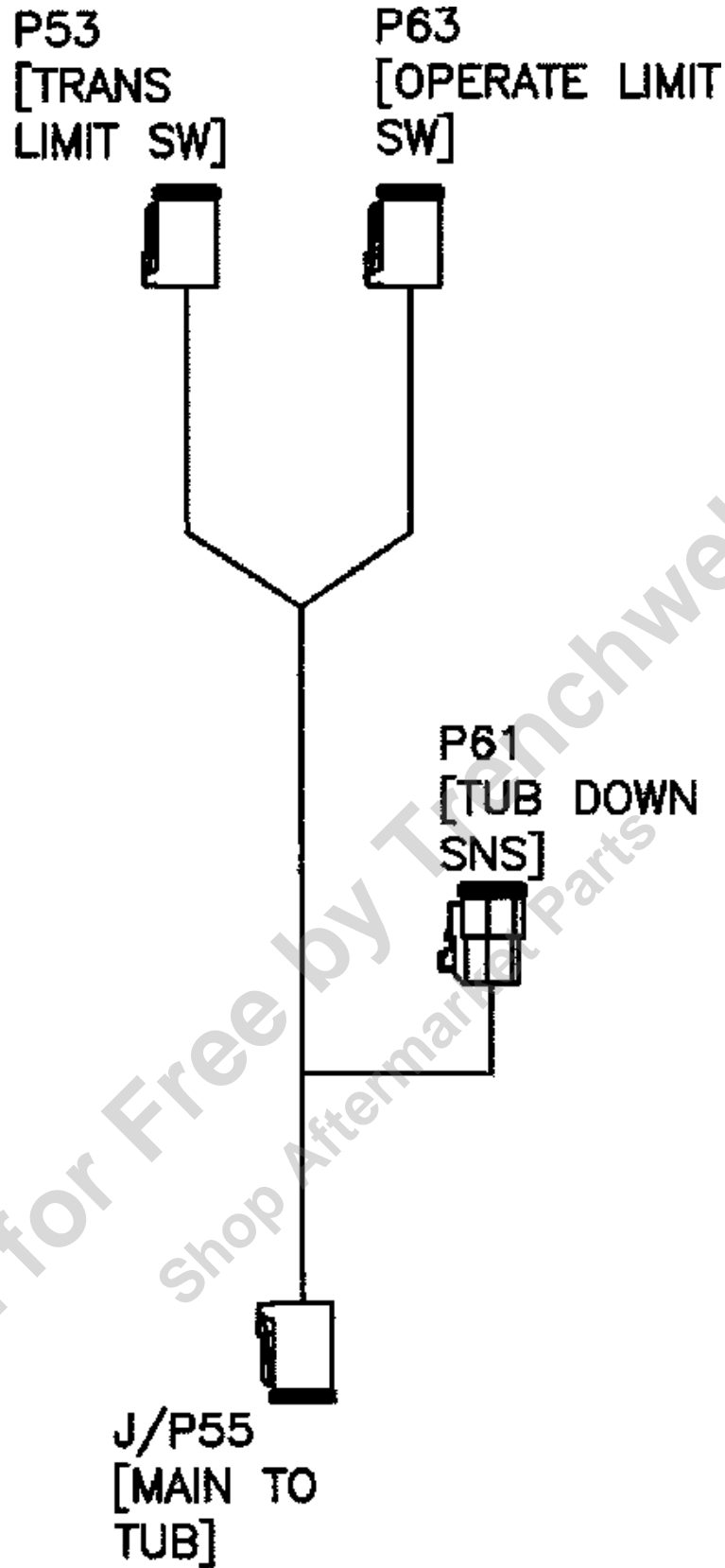


ILLUSTRATION NO. 163605005_7

Harness- Tub
Fig 07-12

REF NO.	PART NO.	DESCRIPTION	QTY.	REMARKS
1	180010812	HARNESS - TUB	1	

Provided for Free by Trenchwell.com
Shop Aftermarket Parts

Harness- Interface

Fig 07-13



Harness- Interface

Fig 07-13

REF NO.	PART NO.	DESCRIPTION	QTY.	REMARKS
		FIGURE REMOVED	A/R	

Provided for Free by Trenchwell.com
 Shop Aftermarket Parts

Harness- Non Loader Jumper

Fig 07-14

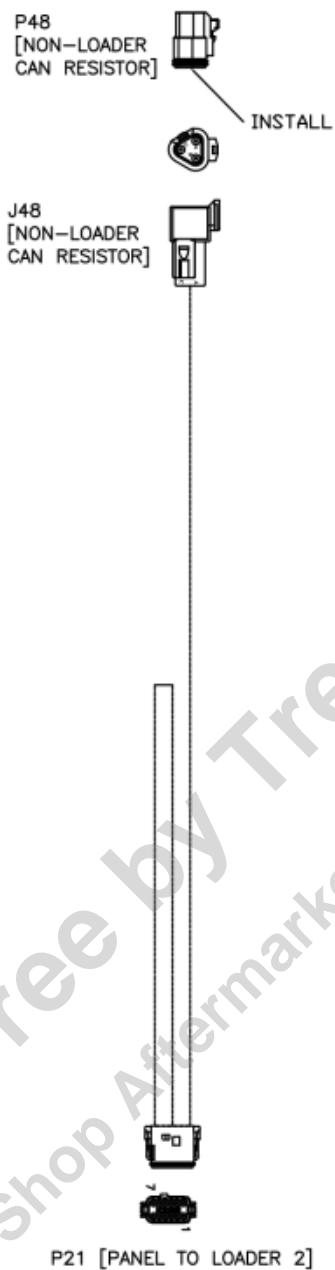


ILLUSTRATION NO. 163679479_PB - Not For Ordering

Harness- Non Loader Jumper

Fig 07-14

REF NO.	PART NO.	DESCRIPTION	QTY.	REMARKS
1	163679479	HARNESS-NON-LOADER JUMPER	1	

Provided for Free by Trenchwell.com
 Shop Aftermarket Parts

Tab Table Position Switch

Fig 07-15

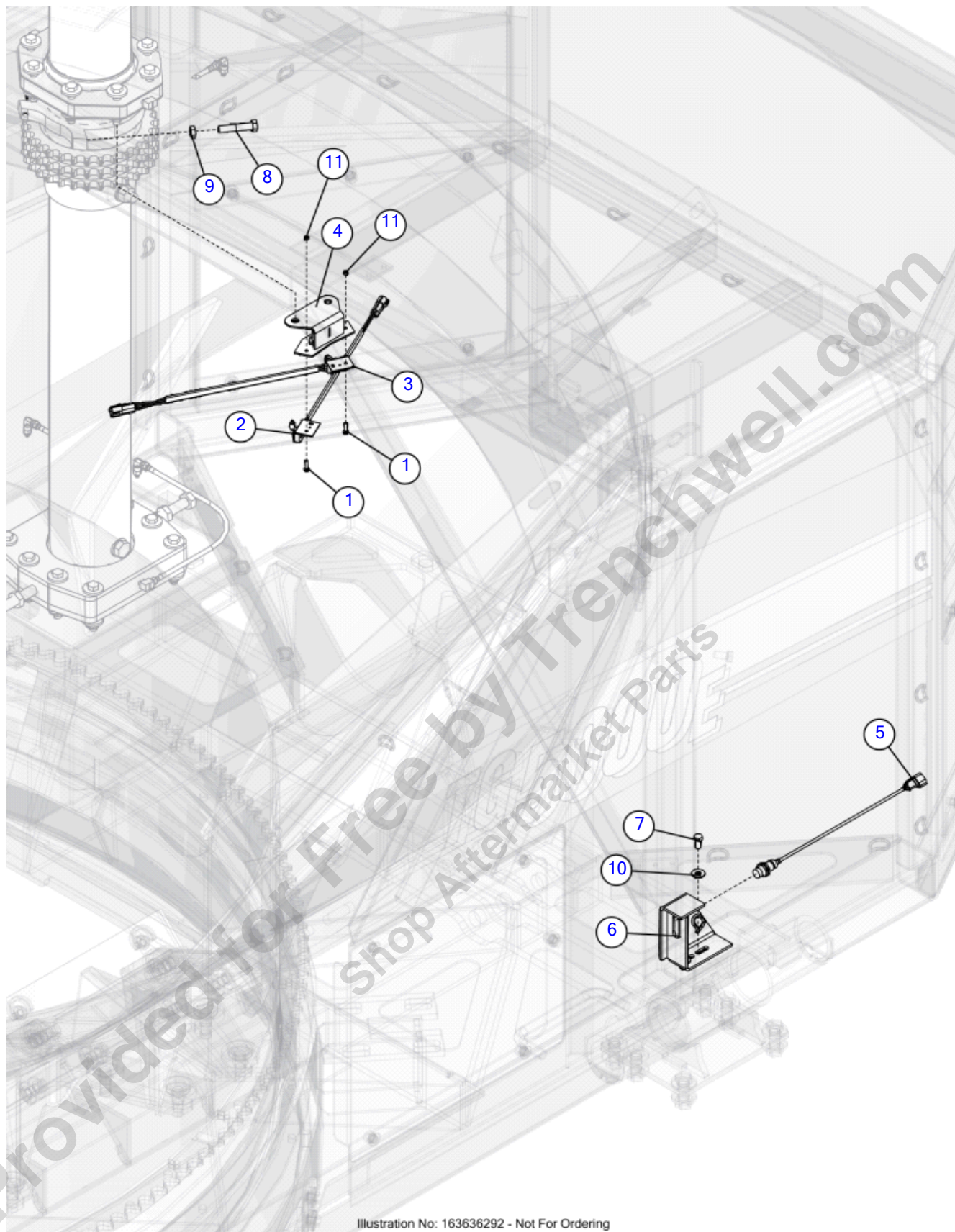


Illustration No: 163636292 - Not For Ordering

Tub Table Position Switch

Fig 07-15

REF NO.	PART NO.	DESCRIPTION	QTY.	REMARKS
1	104209001	SCREW-10-24X3/4SLOT HEX WASH.HD	4	
2	163551767	SWITCH-LH ROLLER ARM	1	
3	163551768	SWITCH - RH ROLLER ARM	1	
4	163636676	WELDMENT-SWITCH MOUNT	1	
5	163639222	SWITCH-PROX 18MM NO W/ 14MM SENSE DIST	1	
6	163646151	WELDMENT - PROX MOUNT	1	
7	235726001	BOLT-3/8-16X3/4 GR8 HEX ZNCPLT	2	
8	383024	BOLT - 1/2-20X2 1/2"GRADE#8 HEX	2	
9	3888001	NUT-1/2 N.F. HEX JAM	2	
10	510337607	WASHER-FLATSTD-.38-.44X1.00-.08-YZ	2	
11	99042001	NUT-NYLOCK-#10-24-GR2-CZ	4	

Provided for Free by Trenchwell.com
Shop Aftermarket Parts

Panel- 500HP 480V VFD

Fig 07-16

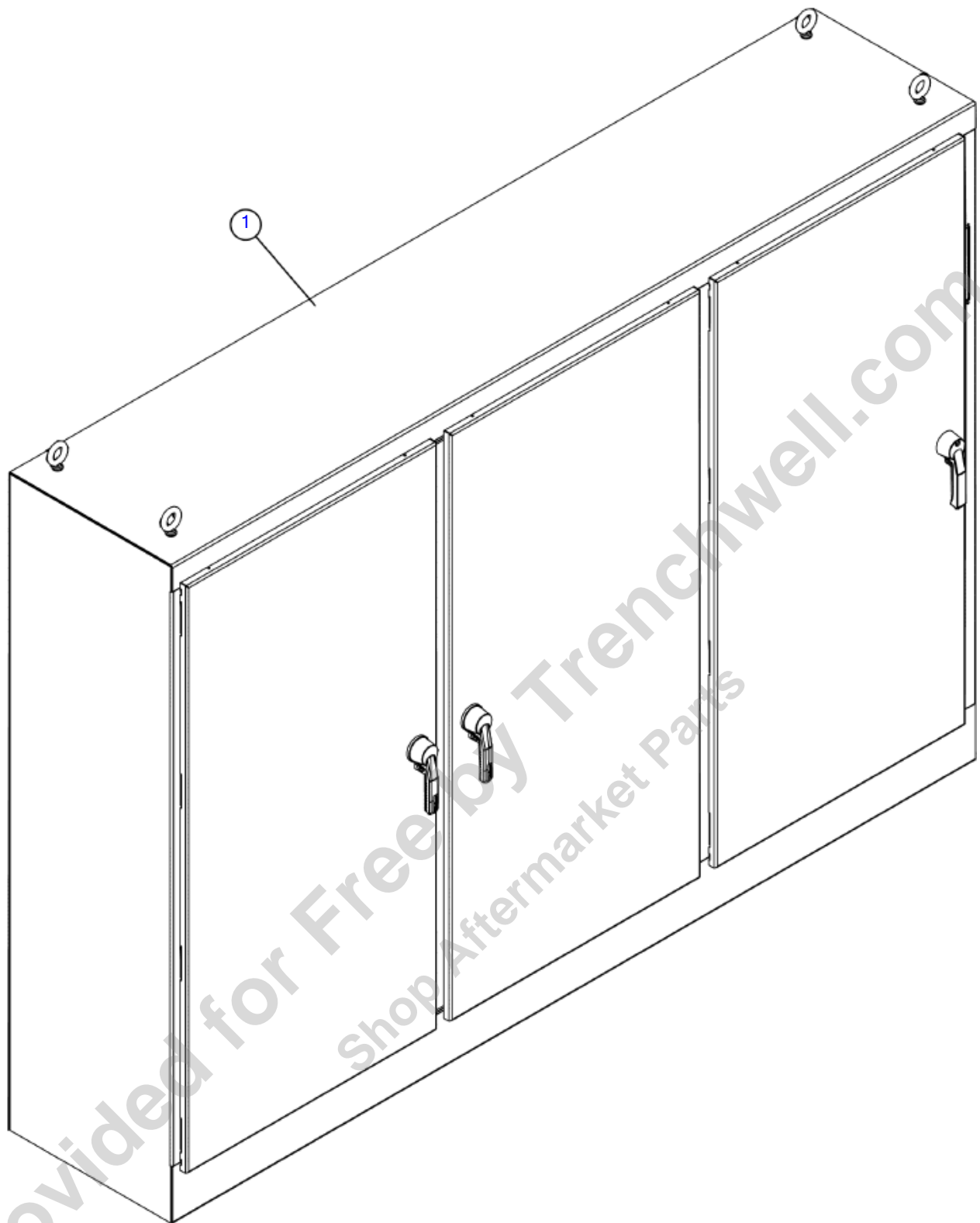


Illustration No: 163738141 - Not For Ordering

Panel- 500HP 480V VFD

Fig 07-16

REF NO.	PART NO.	DESCRIPTION	QTY.	REMARKS
1	163738202	PANEL-500HP 480V 60HZ MOTOR CONTROL UL	1	

Provided for Free by Trenchwell.com
 Shop Aftermarket Parts

Panel- 500HP 480V 60Hz with Loader

Fig 07-17

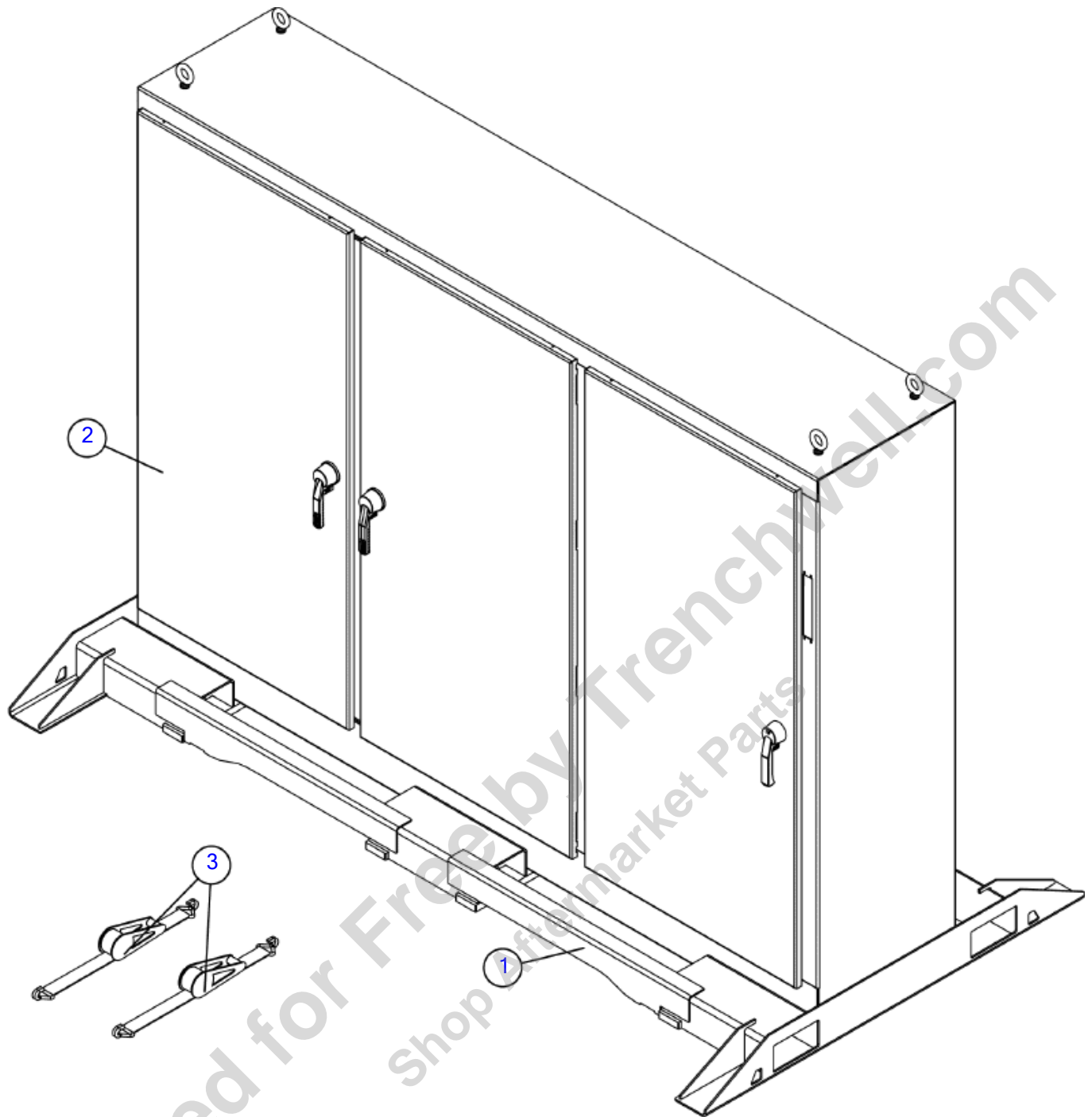


Illustration No: 163751801 - Not For Ordering


Panel- 500HP 480V 60Hz with Loader

Fig 07-17

REF NO.	PART NO.	DESCRIPTION	QTY.	REMARKS
1	163738281	WELDMENT - STEEL PALLET, 3 DOOR	1	
2	163738943	PANEL-500 HP 480V 60HZ W/LOADER	1	
3	163751812	RATCHET TIE DOWN STRAP-WIRE HOOK, 18-25 FT	2	

Provided for Free by Trenchwell.com
 Shop Aftermarket Parts

Conveyor



Conveyor

Conveyor- Belly	Fig 08-01
Conveyor- Middle	Fig 08-02
Conveyor- Upper	Fig 08-03
Conveyor Flashing	Fig 08-04
Standard Drive Pulley	Fig 08-05
Magnetic Drive Pulley	Fig 08-06

Provided for Free by Trenchwell.com
Shop Aftermarket Parts

Conveyor- Belly

Fig 08-01

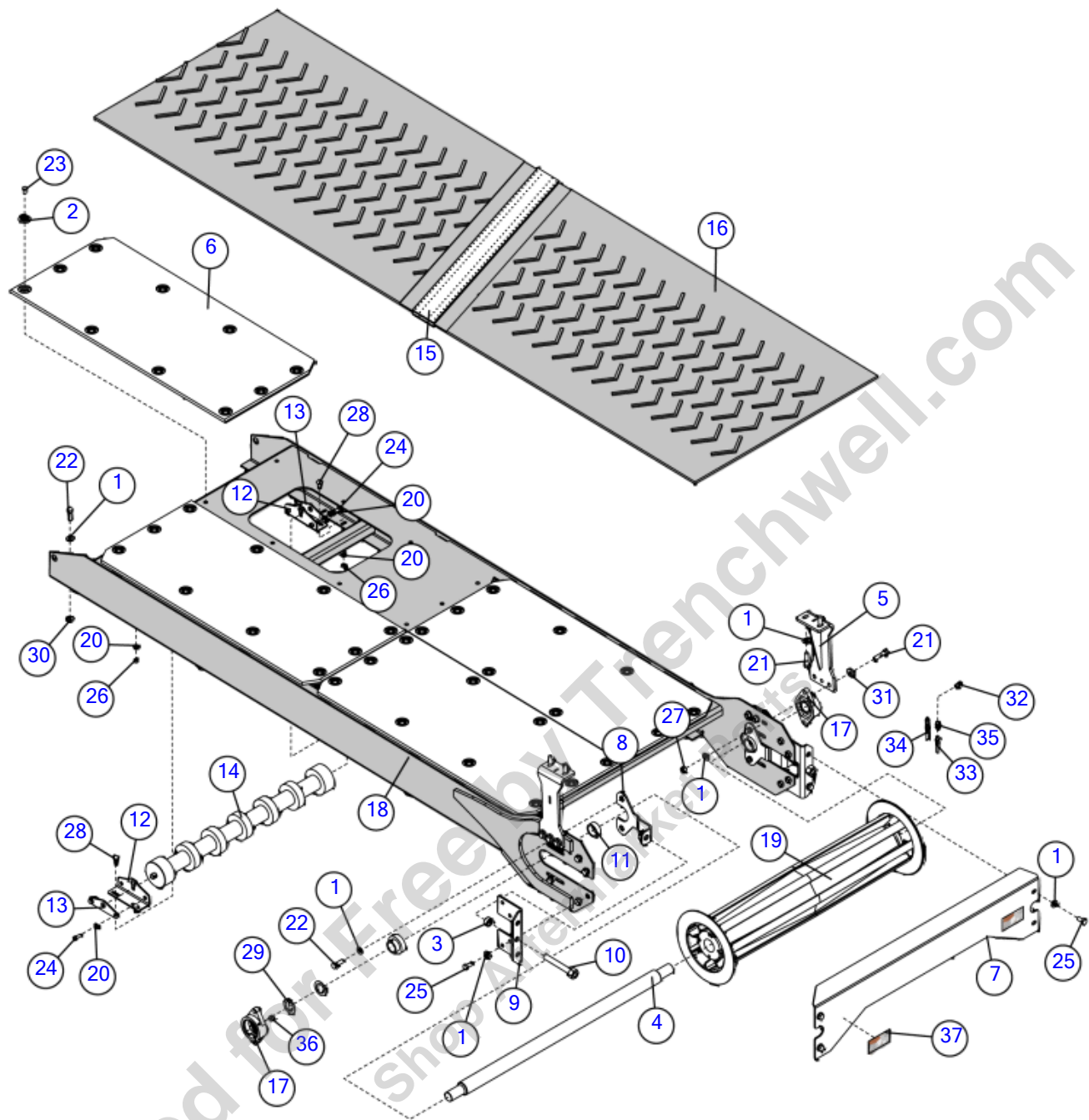


Illustration No: 180019911 - Not For Ordering

Conveyor- Belly

Fig 08-01

REF NO.	PART NO.	DESCRIPTION	QTY.	REMARKS
1	127362001	WASHER-1/2 HARD.FLAT	31	
2	148577001	CLIP - OFFSET WASHER	40	
3	1500007	SET COLLAR - 3/4 PLATED	2	
4	163636210	SHAFT-LOADOUT COV WING PULLEY	1	
5	163636554	WELDMENT-BELLY CONV. HANGER	2	
6	163636916	UHMW - BELLY CONV	4	
7	163636919	PLATE - CONV IDLER END	1	
8	163643455	WELDMENT - ADJUSTMENT PLATE	2	
9	163643457	TENSION BRACKET	2	
10	163643459	ROD - BEARING ADJUST	2	
11	163643468	TUBE - SHIM	2	
12	163643487	ROLLER MOUNT	4	
13	163643488	PLATE - ROLLER CAPTURE	4	
14	163646478	ROLLER - 4"DIA X 33.38 RUBBER DISC	2	
15	163777552	HEAVY DUTY BELT SPLICE-38"	1	
16	163777574	BELT-36" X 70.8'-V-CLEAT BIAS SKIVED CR	1	
17	1708007	BRG-1 7/16in FB 2 BOLT FLANGE	2	
18	180019900	WELDMENT-BELLY CONV.	1	
19	180019908	WINGPULLEY - 8 x 37.50 CF PXT25 FLG 11.65 X .25	1	
20	235713001	3/8 F436 HARDENED FLAT WASHER	16	
21	235718001	BOLT-1/2-13X2 GR8 HEX	11	
22	235721001	BOLT-1/2-13X1 1/2 GR8	8	
23	235726001	BOLT-3/8-16X3/4 GR8 HEX	40	
24	235727001	SCREW-HCS-.38-16X1.00-GR8	8	
25	235729001	SCREW-HCS-.50-13X1.00-GR8	12	
26	250508001	NUT-TLHEX-.38-16-A	8	
27	250512001	NUT-TLHEX-.50-13-C	7	
28	510308110	BOLT-CARG-.38-16X1.00-GR5	8	
29	510336669	WASHER-MCHBSHG-1.50-1.53X2.25-14G	4	
30	510352501	NUT-SMFLGCTRLOCK - .50-13-G	4	
31	510443001	WASHER FLATSTD,.50,.53X1.25,.25	7	
32	587001	ZERK 1/8" F ST GREASE	2	
33	59245033	HOSE-1/8X36 1/8M NPT 3000 PSI	1	
34	59245035	HOSE-1/8X72 1/8M NPT 3000 PSI	1	
35	601695001	FITTING M P SWVL ADAPT 1/8X 1/8	2	
36	614952001	FITTING 1/8 NPT X 1/8 F NPT 45 DEG. STEEL	2	
37	70000793	DECAL-WARNING	2	

Conveyor- Middle

Fig 08-02

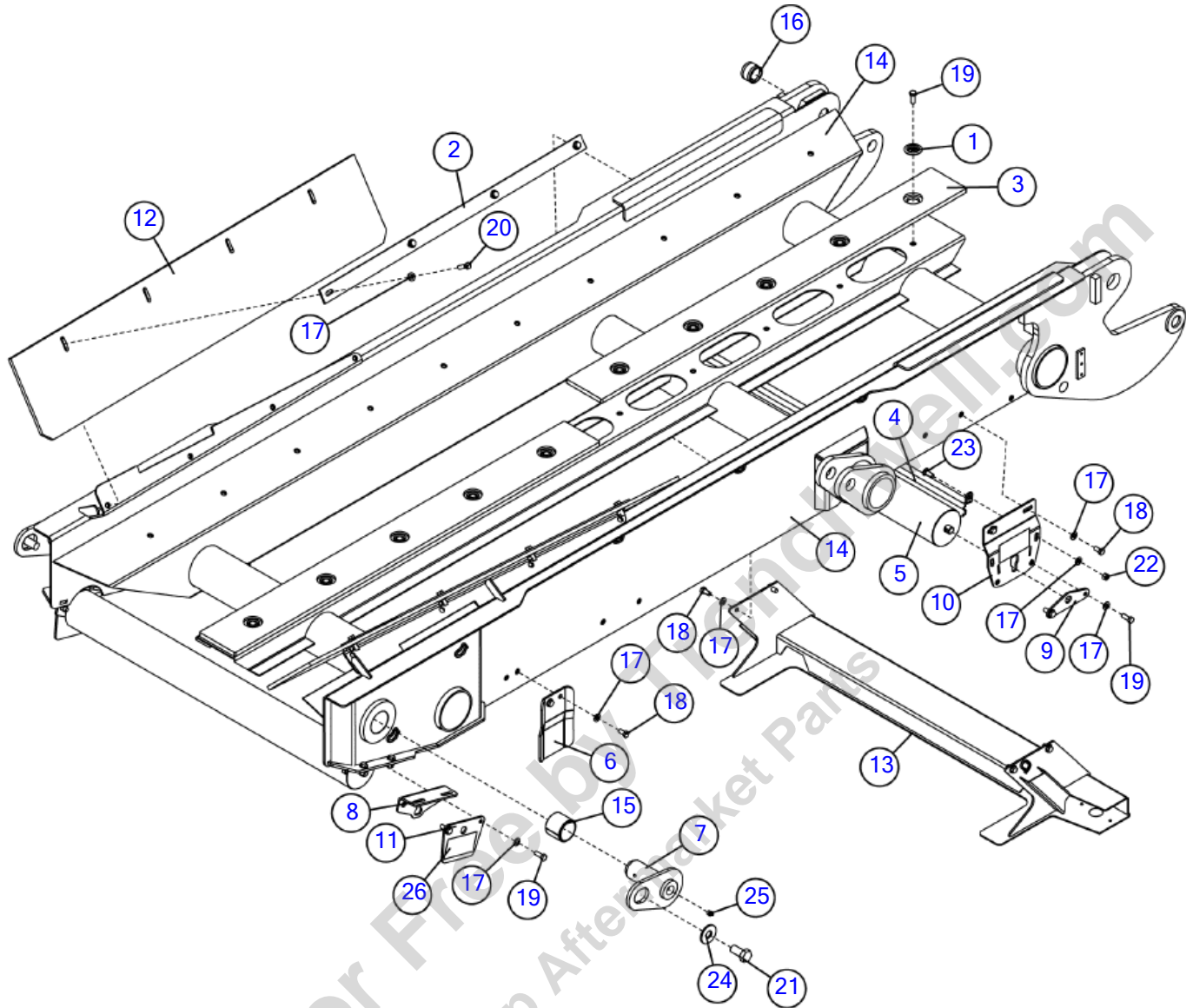


Illustration No. 163636300- Not For Ordering

Conveyor- Middle

Fig 08-02

REF NO.	PART NO.	DESCRIPTION	QTY.	REMARKS
1	148577001	CLIP - OFFSET WASHER	10	
2	163621560	BAR-LOADOUT FLASHING HOLD DOWN	2	
3	163628108	UHMW - BELT GUIDE	2	
4	163636239	GUARD - FINGER PINCH	1	
5	163636982	ROLLER - 4 IN DIA X 39.38 FOR 36 IN BELT	2	
6	163639309	PLATE - BELT RUB	2	
7	163643475	PIN - 2" CONVEYOR PIVOT	2	
8	163643487	ROLLER MOUNT	2	
9	163643488	PLATE - ROLLER CAPTURE	2	
10	163643490	IDLER MOUNT	2	
11	163646366	PLATE - ROLLER CAPTURE	2	
12	163646456	FLASHING-MID CONVEYOR	2	
13	163685247	BAR - LIGHT MOUNT	1	
14	180019934	WELDMENT - MIDDLE CONVEYOR	1	
15	1835037	BSHG-STL 2 3/8 X 2 X 2	2	
16	1835065	BSHG.-STL.-1 3/4ODX1 1/2IDX1	2	
17	235713001	WASHER - FLATSTRL - .38 - .41 X .81 - .06-YA-A325	38	
18	235726001	BOLT-3/8-16X3/4 GR8 HEX ZNCPLT	12	
19	235727001	SCREW-HCS-.38-16X1.00-GR8-YZ	22	
20	235736001	BOLT-3/8-16X1 1/4 ZYC	8	
21	238217001	BOLT-3/4-10X1 1/2 GR8 HEX ZYC	2	
22	250508001	NUT - 3/8-NC Gr8 TOP LOCK Y/ZINC	6	
23	375010	BOLT-3/8"-16X1"GD#5 CARRIAGE	2	
24	510337617	WASHER-FLATSTD-.75-.81X2.00-.15-YZ	2	
25	586001	ZERK 1/8in ST NPT GREASE ZYC	2	
26	70000793	DECAL-WARNING	4	Domestic
	70001793	DECAL-WARNING (AT/UND)	4	International

Conveyor- Upper

Fig 08-03

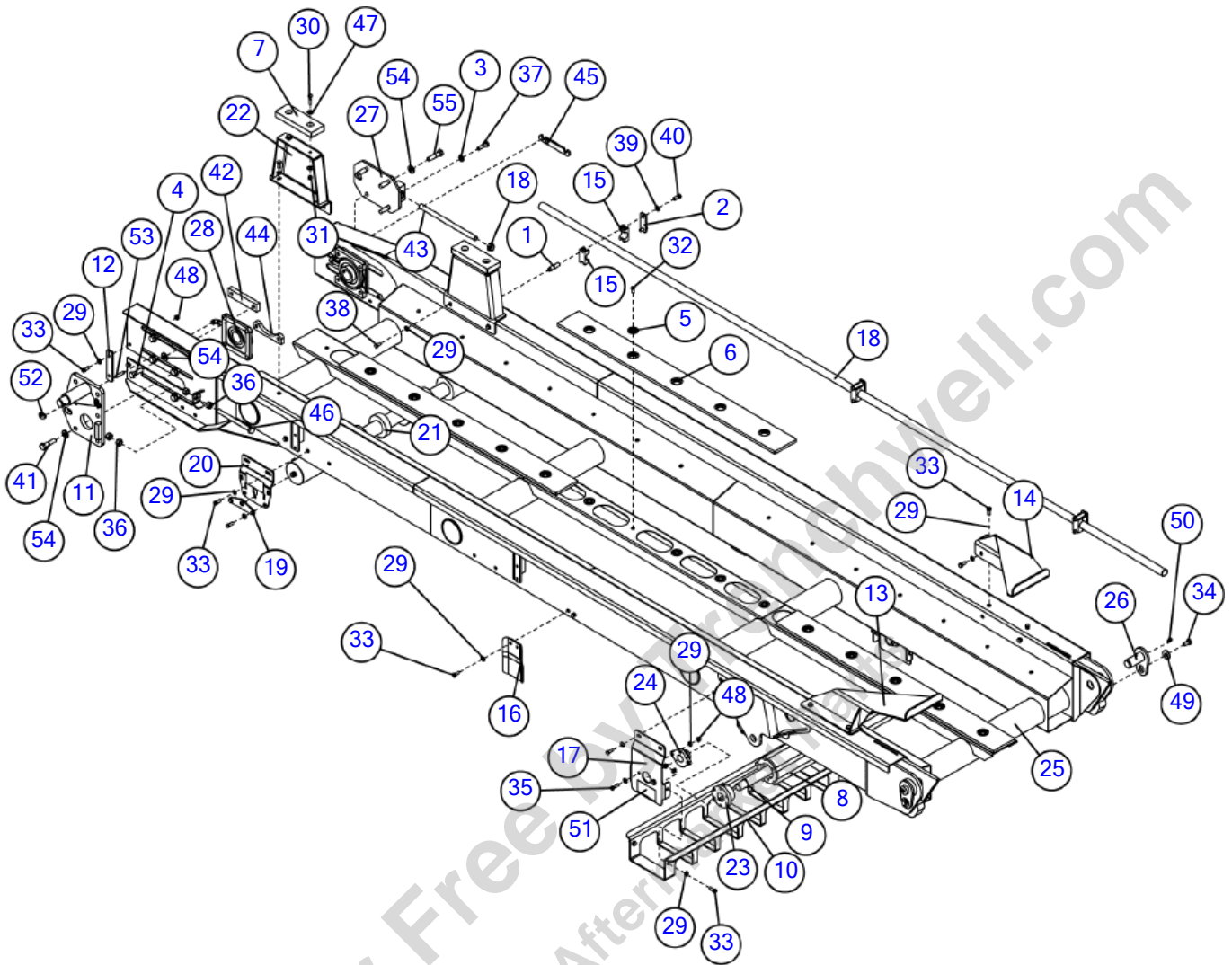


Illustration No: 163636301 - Not For Ordering

Conveyor- Upper
Fig 08-03

REF NO.	PART NO.	DESCRIPTION	QTY.	REMARKS
1	101510007	POST-CLAMP SERIES 15 7/16-14	6	
2	121385001	BAR-HOSE CLAMP SINGLE	3	
3	127362001	WASHER-1/2 HARD.FLAT/PLATED	1	
4	145645001	BOLT - 5/8 - 11 X 2 GR.8 ZYC	2	
5	148577001	CLIP - OFFSET WASHER	15	
6	163628108	UHMW - BELT GUIDE	3	
7	163629901	PAD - STABILIZER	2	
8	163636361	WELDMENT - VIBRATING ROLLER	1	
9	163636362	SHAFT - RATTLE ROLLER CENTER	1	
10	163636363	PLATE - RATTLE ROLLER GUARD	1	
11	163636983	MOUNT - DRIVE ROLLER BEARING	1	
12	163639063	PLATE - TAIL PULLEY BLOCK	1	
13	163639078	BRACKET - BELT RETAINER	1	
14	163639079	BRACKET - BELT RETAINER	1	
15	163639114	CLAMP - CUSHION #15 1.313 DIA	6	
16	163639309	PLATE - BELT RUB	2	
17	163639756	PLATE - RATTLE ROLLER MOUNT	2	
18	163643439	TUBE - PULLEY ADJUSTMENT	1	
19	163643488	PLATE - ROLLER CAPTURE	2	
20	163643490	IDLER MOUNT	2	
21	163646369	ROLLER - 4 IN DIA X 39.38 RUBBER DISC	1	
22	163646481	BRACKET - CONV STANDOFF	2	
23	1695005	HUB BSHG - SK 1 1/2in	2	
24	1724001	BRG-1 1/4"2 BOLT FLG.W/COLLAR	2	
25	180019933	WELDMENT - UPPER CONVEYOR	1	
26	180019937	PIN - CONVEYOR	2	
27	180019964	SLIDER - BELT TAKE-UP	1	
28	180025595	BEARING-1 15/16" 4 BOLT FLANGE	2	
29	235713001	WASHER - FLATSTRL - .38 - .41 X .81 - .06-YA-A325	50	
30	235723001	SCREW - HCS -.38 - 16 X 1.50 - GR8 - YZ	4	
31	235725001	NUT - HEX - .38 - 16 - GR8 - YZ	4	
32	235726001	BOLT-3/8-16X3/4 GR8 HEX ZNCPLT	15	
33	235727001	SCREW-HCS-.38-16X1.00-GR8-YZ	34	
34	235729001	SCREW-HCS-.50-13X1.00-GR8-YZ	2	
35	235736001	BOLT-3/8-16X1 1/4 ZYC	4	
36	238221001	NUT - HEX -.63 - 11 - GR8 - YZ	4	
37	240334001	SCREW-HCS-.50-13X1.75-GR8-YZ	1	
38	246426001	BOLT-3/8-16X7/8 GR8 HEX ZNC PL	4	
39	250515001	WASHER - 7/16 HARD SAE Y/ZINC	6	
40	250539001	BOLT-7/16-14 X 1 GR8 HEX Y/ZI	6	
41	280647001	BOLT-5/8-11 X 2-1/2 GR 8 Y/ZINC PLTD.	7	
42	407327001	BAR - TORQUE ARM	1	
43	408012001	ROD - ROLLER ADJUSTMENT	1	
44	408013001	BAR-RETAINER	4	
45	408014001	PLATE - SPACER	2	
46	503386001	BOLT-5/8-11X 7 1/2 GR5 HEX -YZ-FULL THD	1	
47	510337607	WASHER-FLATSTD-.38-.44X1.00-.08-YZ	8	
48	510352503	NUT-SMFLGTL-.38-16-F-YZ	10	
49	510360637	WASHER FLATSTRL .50 .53X1.50 .19 YZ	2	
50	590001	ZERK 1/8 NPT 90 DEG GREASE	2	
51	70000793	DECAL-WARNING	4	
52	720019	ELBOW-1/8" X 90 DEG BLACK	4	

Conveyor- Upper
Fig 08-03

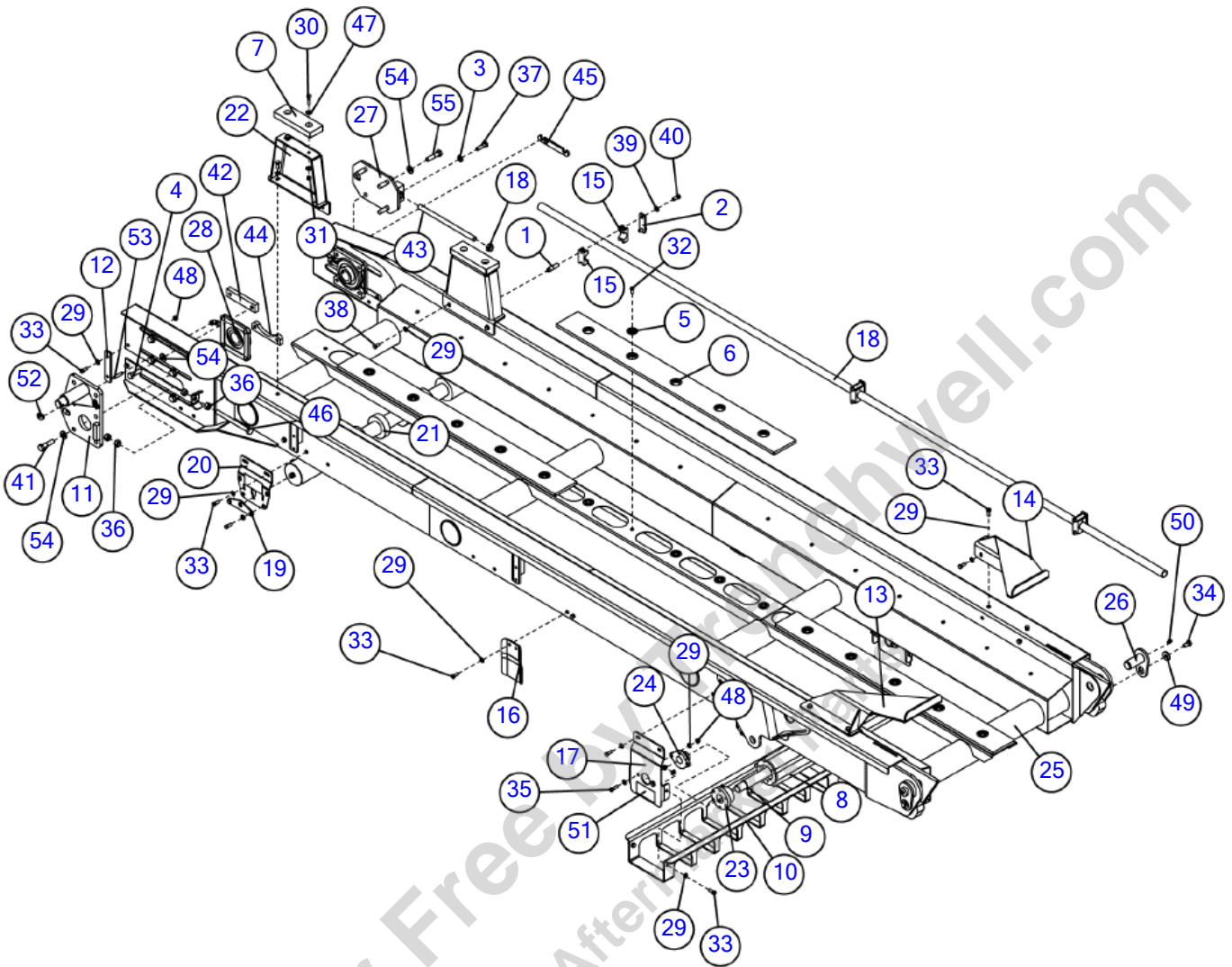


Illustration No: 163636301 - Not For Ordering

Conveyor- Upper

Fig 08-03

REF NO.	PART NO.	DESCRIPTION	QTY.	REMARKS
53	738017	NIPPLE-1/8X2 BLACK STEEL	4	
54	85706001	WASHER-5/8 HARDEN	10	
55	280647001	BOLT-5/8-11 X 2-1/2 GR 8 Y/ZINC PLTD.	1	

Provided for Free by Trenchwell.com
Shop Aftermarket Parts

Conveyor Flashing
Fig 08-04

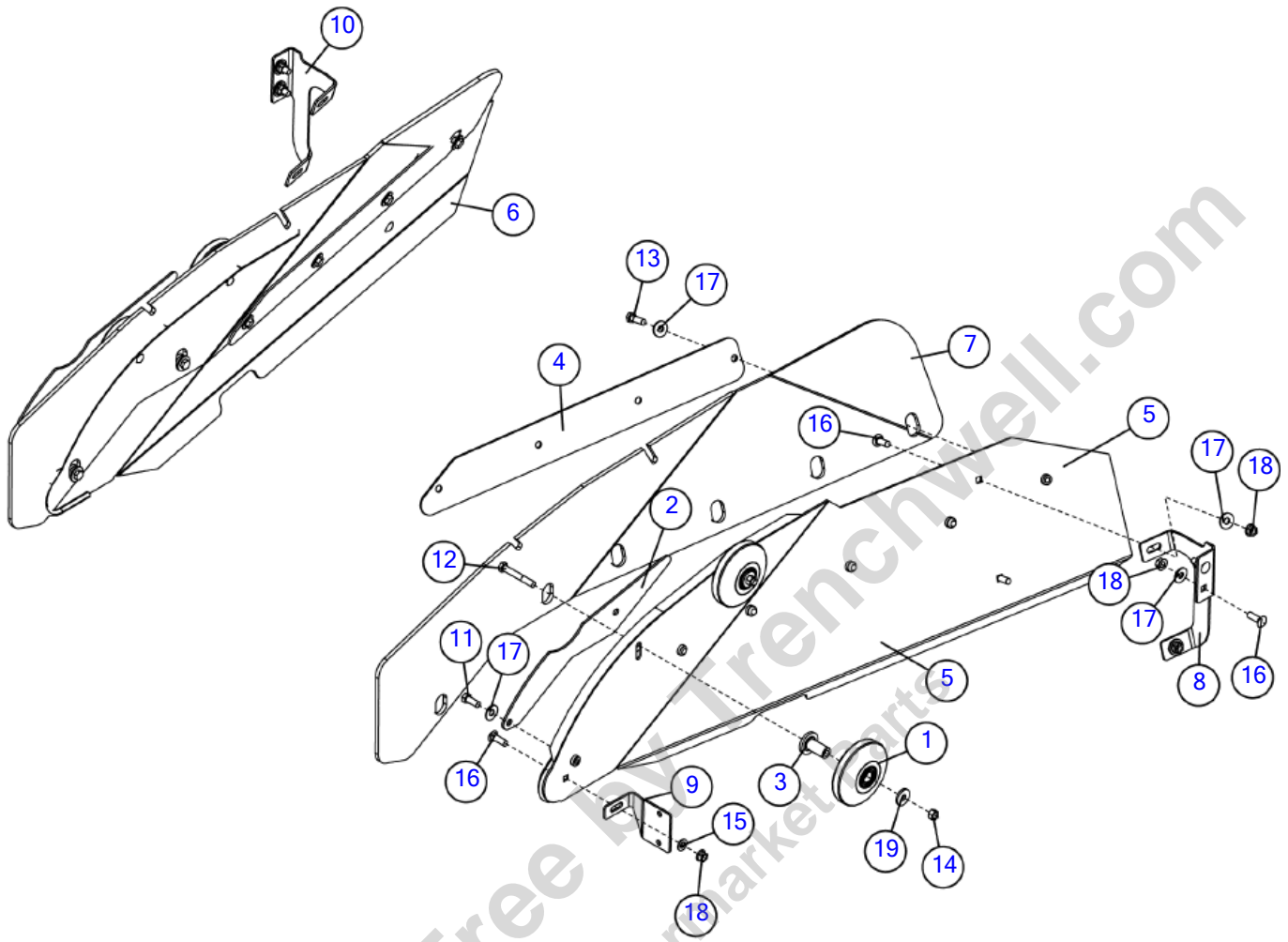


Illustration No: 180019274 - Not For Ordering

Conveyor Flashing

Fig 08-04

REF NO.	PART NO.	DESCRIPTION	QTY.	REMARKS
1	163629340	ASSY- BELT ROLLER	4	
2	163635257	PLATE - RUBBER CLAMP	2	
3	163639093	SLEEVE - BELT WHEEL	4	
4	163646015	PLATE - RUBBER CLAMP	2	
5	180017033	MOUNT - LEFT WHEEL/FLASHING	1	
6	180017034	MOUNT - RIGHT WHEEL/FLASHING	1	
7	180019257	FLASHING-RUBBER SEAL CONVEYOR	2	
8	180019275	PLATE-FLASHING MOUNT	1	
9	180019277	PLATE-TRANSITION MOUNT	2	
10	180019278	PLATE-FLASHING MOUNT	1	
11	235737001	BOLT-1/2-13X1 1/4 GR8 ZYC	10	
12	238241001	BOLT 1/2"-13X 3 1/2" GR8 HEX	4	
13	240334001	SCREW-HCS-.50-13X1.75-GR8-YZ	2	
14	250512001	NUT- 1/2 NC Gr8 TOP LOCK Y/ ZINC	4	
15	485025	WASHER-1/2 FLAT-HARDENED-YZ	2	
16	510310114	BOLT-CARG-.50-13X1.50-GR5-YZ	10	
17	510337611	WASHER-FLATSTD - .50-.56X1.38-.11-YZ	20	
18	510352501	NUT-SMFLGCTRLOCK - .50-13-G-YZ	10	
19	510360637	WASHER FLATSTRL .50 .53X1.50 .19 YZ	8	

Provided for Free by Trenchwell.com
Shop Aftermarket Parts

Standard Drive Pulley

Fig 08-05

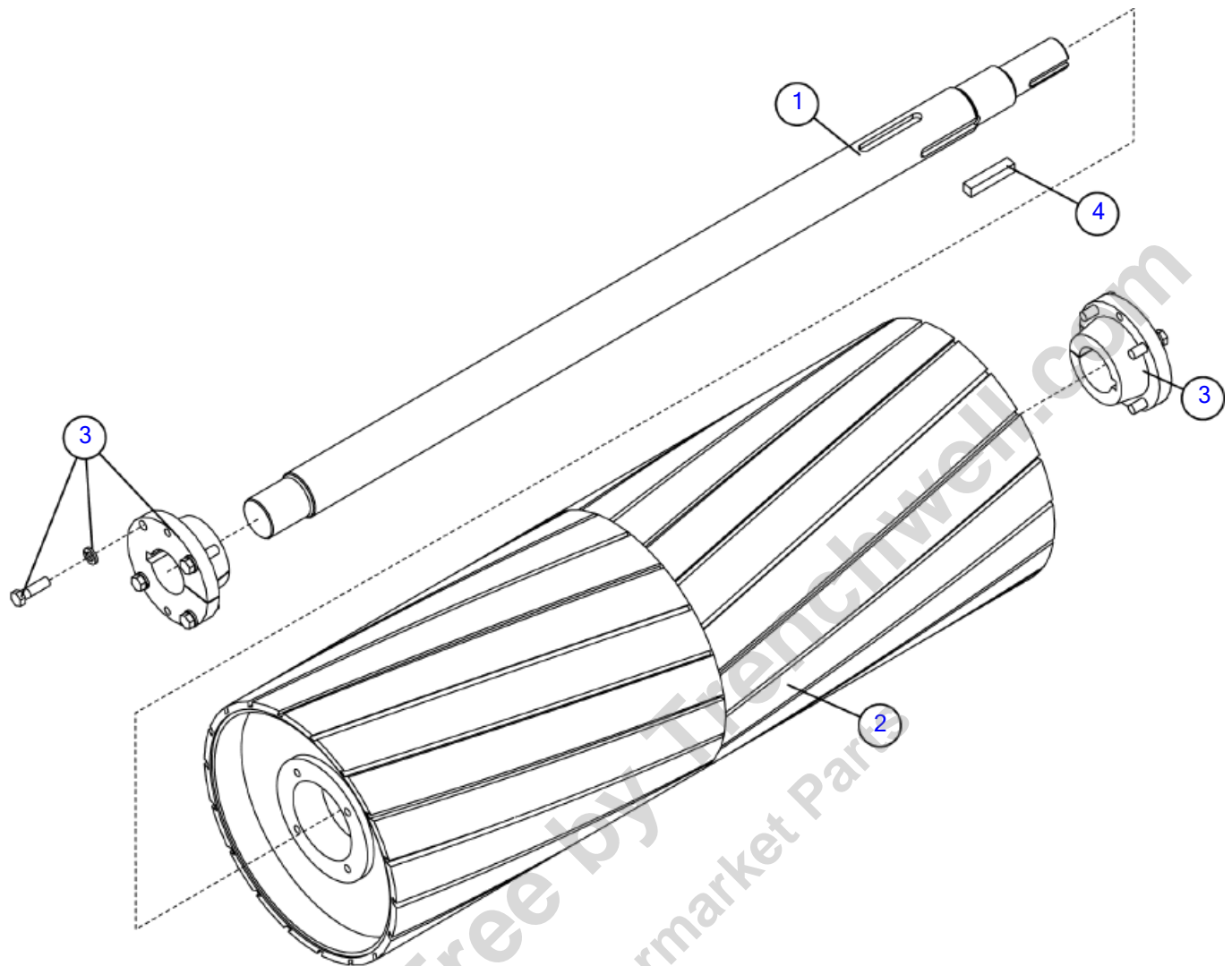


Illustration No: 163636304 - Not For Ordering

Standard Drive Pulley

Fig 08-05

REF NO.	PART NO.	DESCRIPTION	QTY.	REMARKS
1	163636980	SHAFT - 36in DRIVE PULLEY	1	
2	163636981	PULLEY - 37.5" STANDARD W/XT30 HUBS	1	
3	407381001	HUB-BUSHING- 2 3/16 XT30	2	
	357014	BOLT - 7/16-14X1 1/2"GRADE#5 HEX	4	
	480009	WASHER-7/16 S/T LOCK	4	
4	580005	HKEYS-1/2X1/2X2 1/2	1	

Provided for Free by Trenchwell.com
Shop Aftermarket Parts

Magnetic Drive Pulley

Fig 08-06

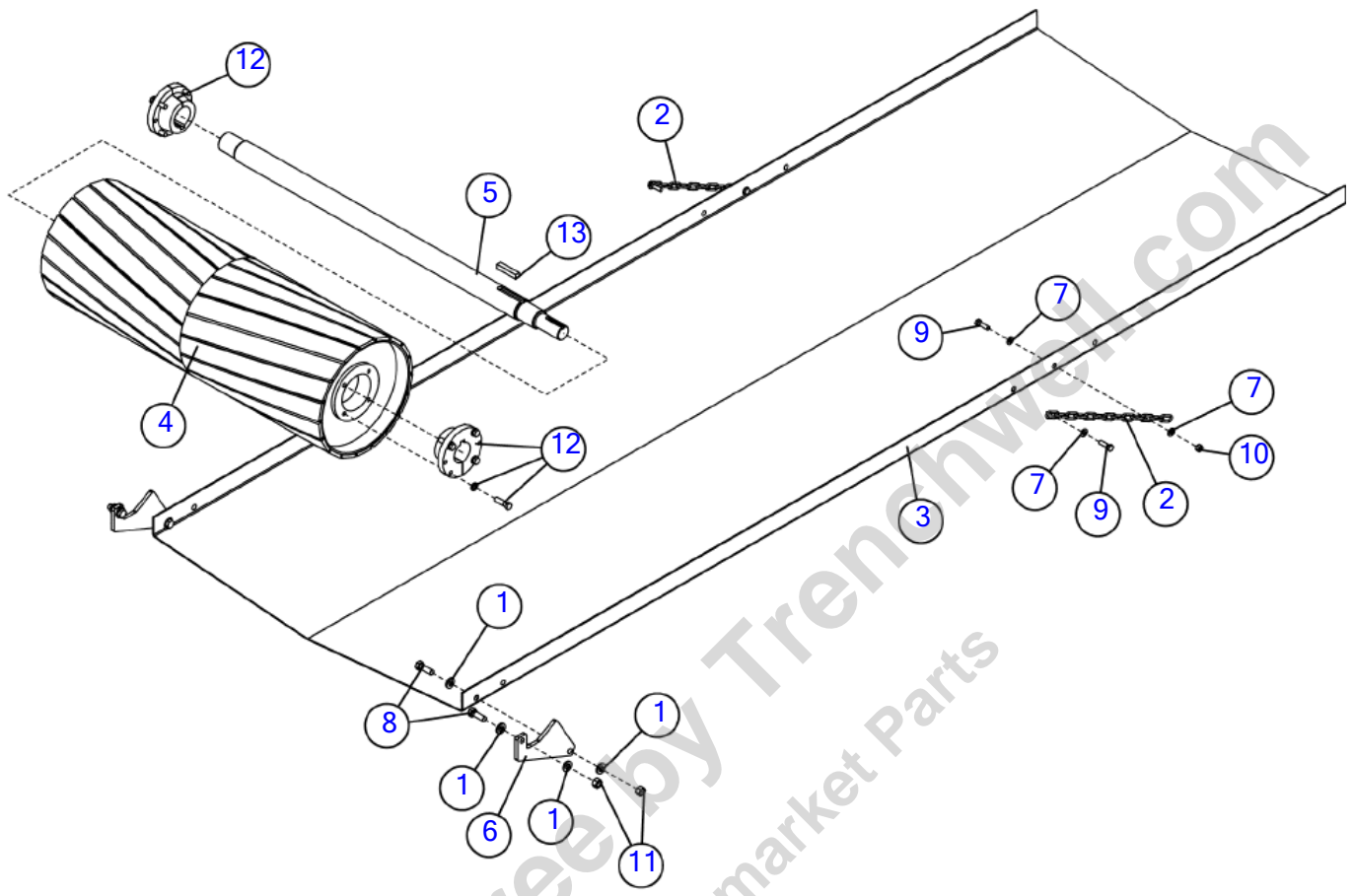


Illustration No: 163636305 - Not For Ordering


Magnetic Drive Pulley

Fig 08-06

REF NO.	PART NO.	DESCRIPTION	QTY.	REMARKS
1	127362001	WASHER-1/2 HARD.FLAT/PLATED	8	
2	1437003	CHAIN-3/16"LONG LOOP-13 LINKS	2	
3	163636353	PLATE - NAIL CHUTE HANGER	1	
4	163636979	PULLEY - 37.5" MAGNETIC W/XT30 HUBS	1	
5	163636980	SHAFT - 36in DRIVE PULLEY	1	
6	163639751	PLATE - NAIL CHUTE HANGER	2	
7	235713001	WASHER - FLATSTRL - .38 - .41 X .81 - .06-YA-A325	6	
8	235721001	BOLT-1/2-13X1 1/2 GR8 ZINC PLT	4	
9	235736001	BOLT-3/8-16X1 1/4 ZYC	4	
10	250508001	NUT - 3/8-NC Gr8 TOP LOCK Y/ZINC	2	
11	250512001	NUT- 1/2 NC Gr8 TOP LOCK Y/ ZINC	4	
12	407381001	HUB-BUSHING- 2 3/16 XT30	2	
	357014	BOLT - 7/16-14X1 1/2"GRADE#5 HEX	4	
	480009	WASHER-7/16 S/T LOCK	4	
13	580005	HKEYS-1/2X1/2X2 1/2	1	

Provided for Free by Trenchwell.com
Shop Aftermarket Parts

Hydraulics Main



Provided for Free by Trenchwell.com
Shop Aftermarket Parts

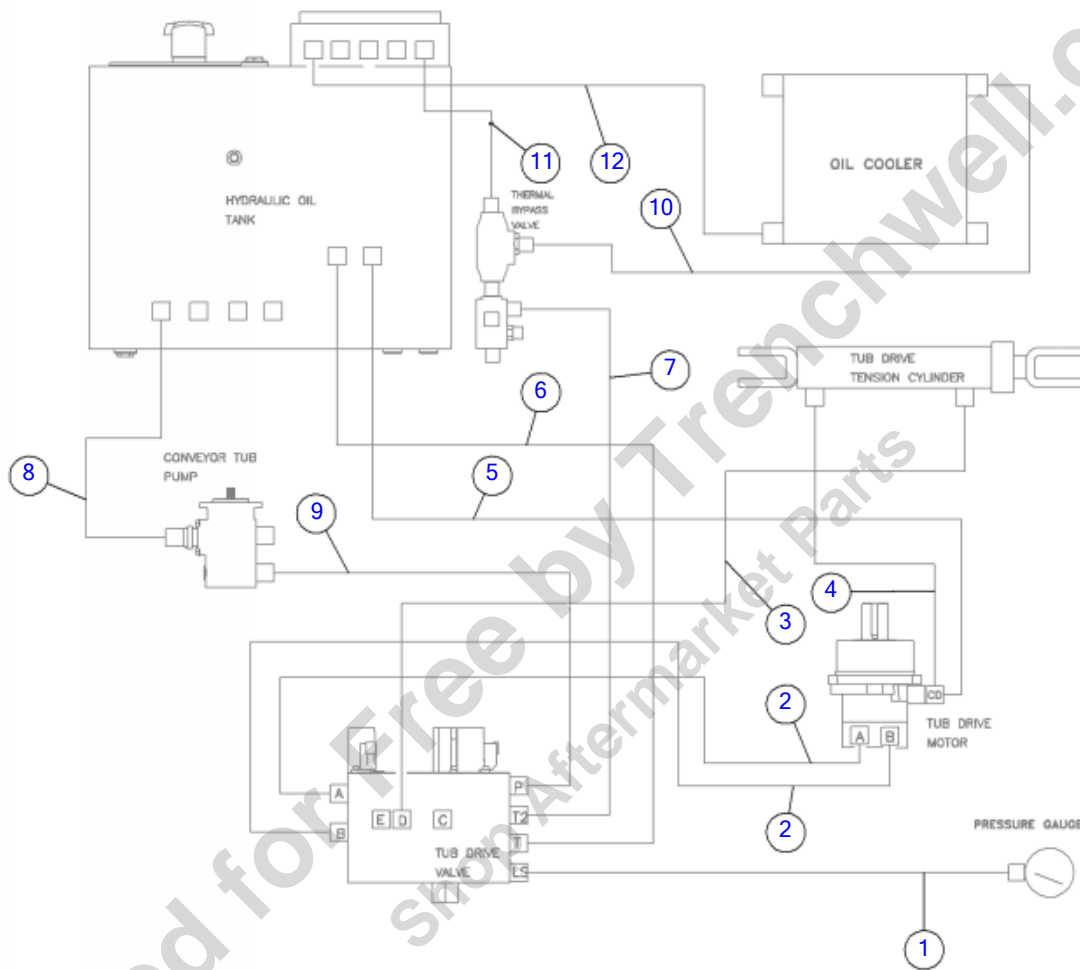
Hydraulics Main

Hoses- Tub Drive	Fig	09-01
Hoses- Conveyor/Tub Tilt	Fig	09-02
Hydraulic Oil Tank	Fig	09-03
Breakdown- Hydraulic Oil Tank	Fig	09-03T01
Hydraulic Cooler	Fig	09-04
Pump- Conveyor/Tub	Fig	09-05
Breakdown Pump	Fig	09-05T01
Motor- Conveyor Drive	Fig	09-06
Breakdown- Conveyor Drive Motor	Fig	09-06T01
Motor- Tub Drive	Fig	09-07
Breakdown- Tub Drive Motor	Fig	09-07T01
Pump- Conveyor/Tub 50Hz	Fig	09-08
Valve- Auxiliary/Conveyor	Fig	09-09
Breakdown- Auxiliary/Conveyor Valve	Fig	09-09T01
Valve- Thermal By-Pass	Fig	09-10
Cylinder- Tub Drive Chain Tension	Fig	09-11
Cylinder- Tub Table Lift	Fig	09-12
Breakdown- Tub Table Lift Cylinder	Fig	09-12T01
Cylinder- Conveyor Lift	Fig	09-13
Cylinder- Conveyor Fold (SN 104-106)	Fig	09-14
Breakdown- Conveyor Fold Cylinder	Fig	09-14T01
Cylinder- Conveyor Fold (SN 107-)	Fig	09-14R01
Cylinder- Tub Cover Swing (SN 104 - 104)	Fig	09-15
Cylinder- Tub Cover Swing (SN 105 -)	Fig	09-15R01
Cover- Front Support Post Hydraulic	Fig	09-16
Rear Support Post- Hydraulic	Fig	09-17
Valve- Tub Drive	Fig	09-18
Breakdown- Tub Drive Valve	Fig	09-18T01
Hoses- Tub Cover	Fig	09-19
Hydraulic Gauges	Fig	09-20
Safety	Fig	09-21

Provided for Free by Trenchwell.com
 Shop Aftermarket Parts

Hoses- Tub Drive

Fig 09-01



Hoses- Tub Drive

Fig 09-01

REF NO.	PART NO.	DESCRIPTION	QTY.	REMARKS
1	163646167	HOSE-HYD-.25-169-4FSORFF-ST/ST-M3K -3000PSI-100R17	1	
2	163646175	HOSE-HYD-1.00-128-16FSORFF-ST/ST-M4K -4000PSI-100R	2	
3	163646176	HOSE-HYD-.38-130-6FSORFF-ST/ST-M3K -3000PSI-100R17	1	
4	163646177	HOSE-HYD-.38-16-6FSORFF-ST/ST-M3K -3000PSI-100R17	1	
5	163757519	HOSE-HYD-.50 X 338-6FSORFF/8FSORFF-ST/ST-3000 PSI	1	
6	163646179	HOSE-HYD-.50-186-8FSORFF-ST/ST-M3K -3000PSI-100R17	1	
7	163646180	HOSE-HYD-1.00-148-16FSORFF-ST/ST-GMV -300PSI-100R4	1	
8	163685643	HOSE-HYD-2 X 91-32CODE 61-90/32FSJIC-ST	1	
9	163685644	HOSE-HYD-1.00 X 89-16FSORFF-ST/ST-3000 PSI	1	
10	163712906	HOSE-HYD-1.00 X 69-16FSORFF-ST/ST	1	
11	163646204	HOSE-HYD-1.00-88-16FSORFF-ST/ST-GMV -300PSI-100R4	1	
12	407914001	HOSE-1.00X104-16FSORFF-ST/ST-200PSI G4H	1	

Provided for Free by Trenchwell.com
Shop Aftermarket Parts

Hoses- Conveyor/Tub Tilt

Fig 09-02

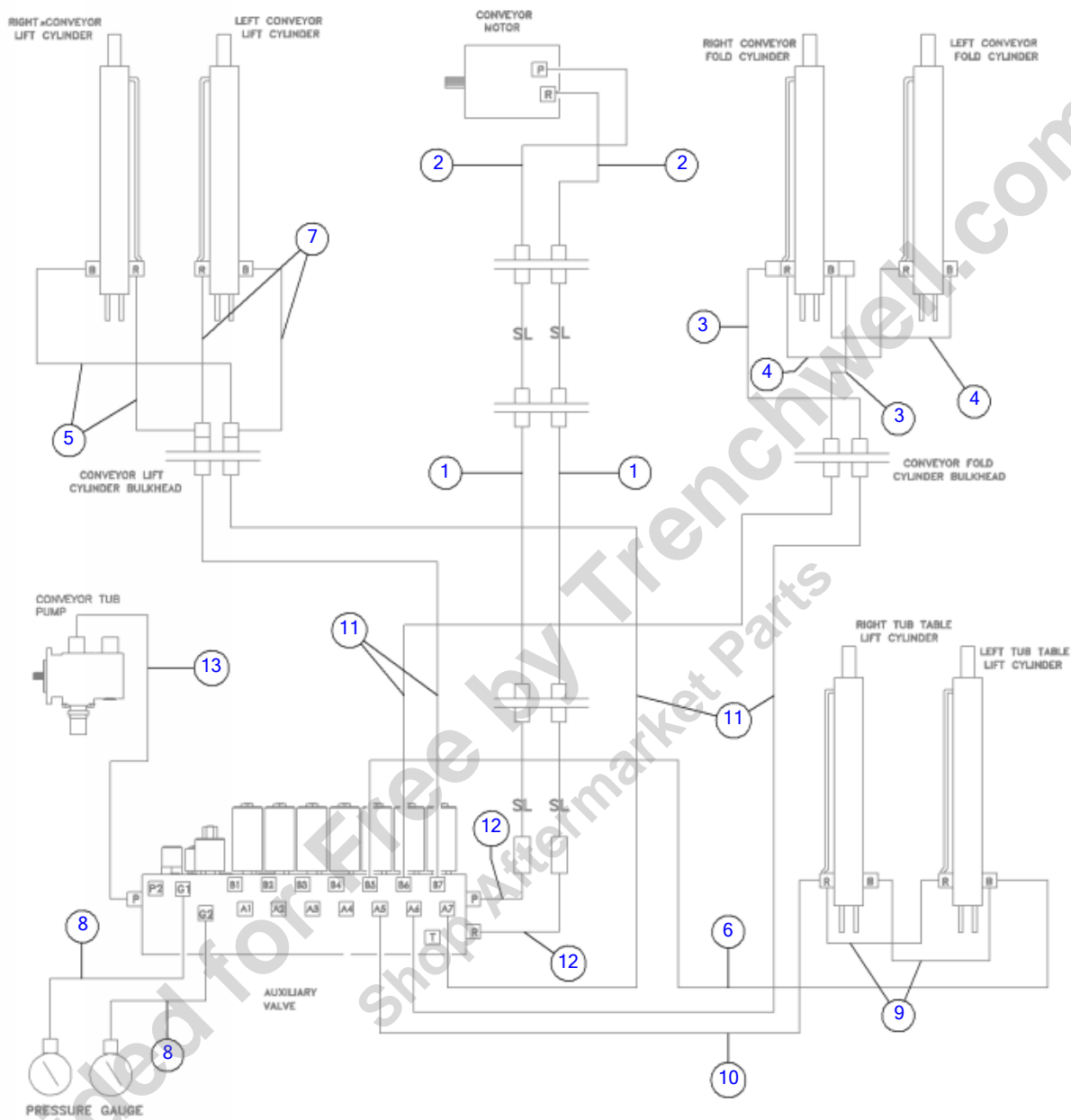


Illustration No 163685604 - Not For Ordering

Hoses- Conveyor/Tub Tilt
Fig 09-02

REF NO.	PART NO.	DESCRIPTION	QTY.	REMARKS
1	163646182	HOSE-HYD-1.00-165-16FSORFF-ST/ST-M3K -3000PSI-100R	2	
2	163646183	HOSE-HYD-1.00-33-16FSORFF-ST/ST-M3K -3000PSI-100R1	2	
3	163646184	HOSE-HYD-.38-147-6FSORFF-ST/ST-M3K -3000PSI-100R17	2	
4	163646185	HOSE-HYD-.38-96-6FSORFF-ST/90-M3K -3000PSI-100R17	2	
5	180008819	HOSE-HYD-.38-49-6FSORFF-ST/45-M3K -3000PSI-100R17	2	
6	163646186	HOSE-HYD-.38-39-6FSORFF-ST/ST-M3K -3000PSI-100R17	1	
7	163646187	HOSE-HYD-.38-105-6FSORFF-ST/ST-M3K -3000PSI-100R17	2	
8	163646189	HOSE-HYD-.25-226-4FSORFF-ST/ST-M3K -3000PSI-100R17	2	
9	163646191	HOSE-HYD-.38-18-6FSORFF-ST/ST-M3K -3000PSI-100R17	2	
10	163661365	HOSE-HYD-.38X58-6FSORFF-ST/ST-3000PSI-100R17	1	
10	(163646192)	HOSE-HYD-.38-58-6FSORFF-ST/ST-M3K -3000PSI-100R17	1	
11	163646193	HOSE-HYD-.38-154-6FSORFF-ST/ST-M3K -3000PSI-100R17	4	
12	163646632	HOSE-HYD-1.00X34.00-16FSORFF-ST/45-100R17	2	
13	163685645	HOSE-HYD-1.00 X 115-16FSORFF-ST/ST-3000 PSI	1	

Provided for Free by Trenchwell.com
 Shop Aftermarket Parts

Hydraulic Oil Tank

Fig 09-03

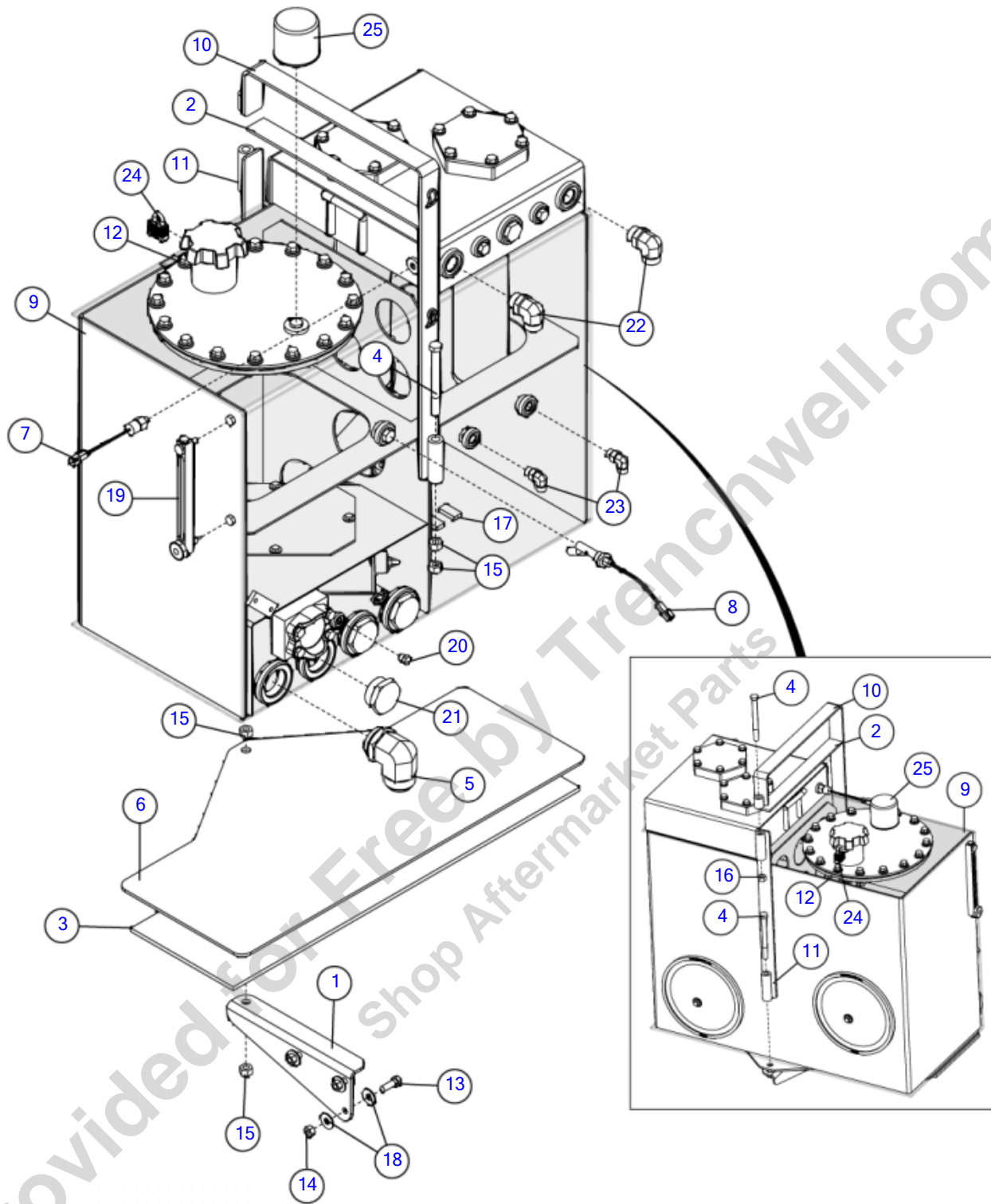


Illustration No: 163757256 - Not For Ordering

Hydraulic Oil Tank

Fig 09-03

REF NO.	PART NO.	DESCRIPTION	QTY.	REMARKS
1	126916001	PLATE-HYDRAULIC TANK MOUNT	1	
2	12860001	MOUNT-LASER POLE	1	
3	128659001	RUBBER-TANK MOUNT	1	
4	147274001	SCREW - HCS-.625-11UNCX6.5 GR.8 YZ	3	
5	163646340	FITTING - 32M JIC X 32M 90 DEG 6801-32	1	
6	163646379	PLATE - HYD. TANK MOUNT	1	
7	163646441	SWITCH-PRESSURE 20 PSI (SPST) N.C.	1	
8	163649169	SWITCH-FLOAT LEVEL #10 ORB	1	
9	163719905	HYD TANK TG5000	1	Breakdown Fig. 9-3T01
9	(163719903)	HYDRAULIC OIL TANK-TEST ASSEMBLY	1	Breakdown Fig. 9-3T01
10	163777265	WELDMENT-STRAP HOLDDOWN	1	
11	163777266	WELDMENT-STRAP HOLDDOWN	1	
12	2326756	DECAL-HYDRAULIC OIL	1	Domestic
	23261756	DECAL-HYDRAULIC FLUID	1	International
13	235721001	BOLT-1/2-13X1 1/2 GR8	3	
14	235731001	NUT-1/2-13 GR8	3	
15	238221001	NUT - HEX -.63 - 11 - GR8	4	
16	250513001	NUT - 5/8NC Gr8 TOP LOCK	1	
17	405650001	MAGNET	4	
18	510337611	WASHER-FLATSTD - .50-.56X1.38-.11	6	
19	53647001	GAUGE-SIGHT G615-5 LUBE DEVICE	1	
20	5553001	FITTING - PLUG - 6MORB - HEX	1	
21	620122001	FITTING-PLUG-32MORB-HEX	1	
22	72409001	FITTING-90-16MORFF-16MORBA	2	
23	72431001	FITTING 90 8MORFF 8MORBA FRG	2	
24	94119001	PADLOCK (KEYED-ALIKE LOCK)	1	
25	98935001	FILTER - BREATHER	1	

Breakdown- Hydraulic Oil Tank

Fig 09-03T01

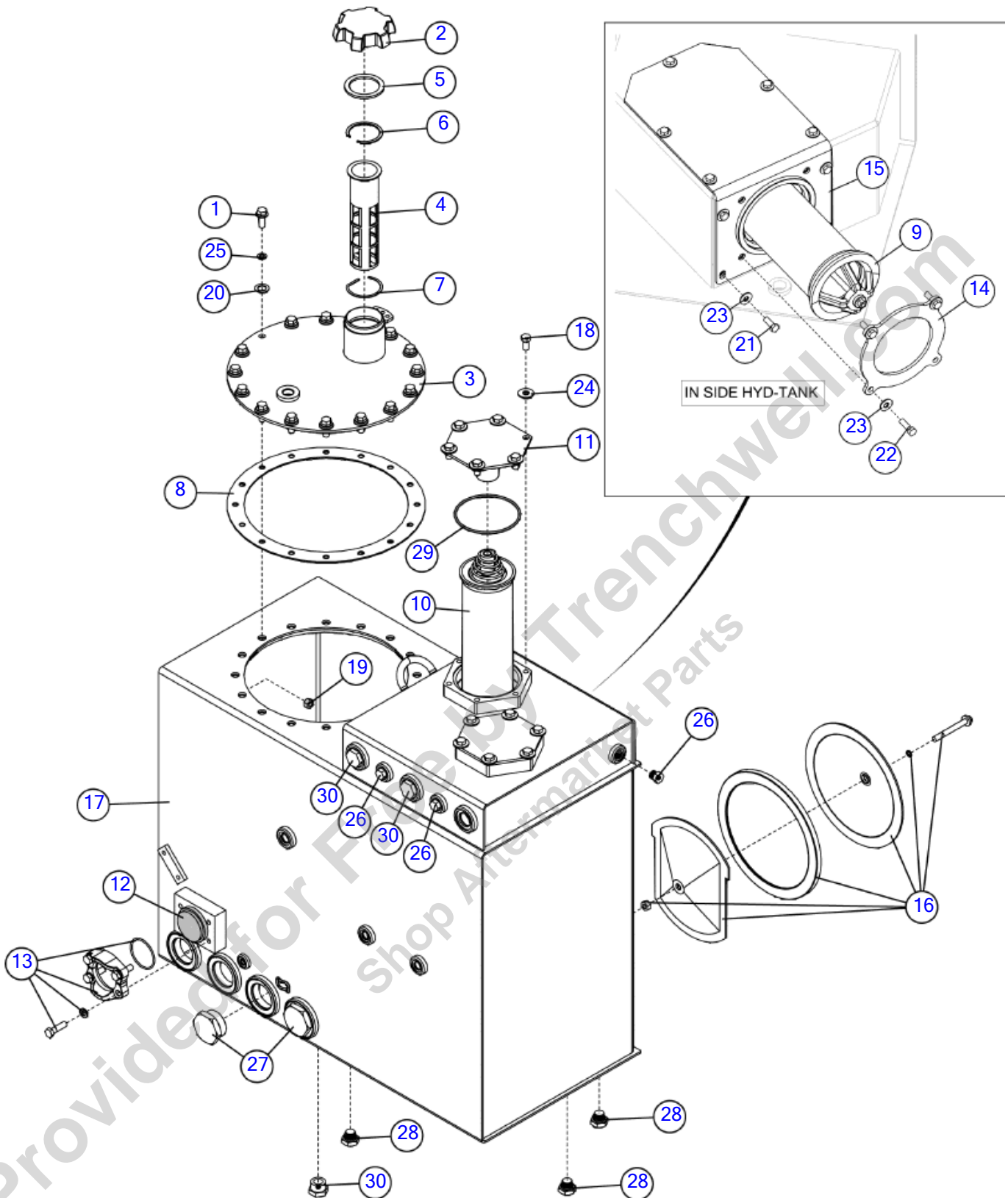


Illustration No: 163719903

Breakdown- Hydraulic Oil Tank
Fig 09-03T01

REF NO.	PART NO.	DESCRIPTION	QTY.	REMARKS
1	103791001	SCREW-1/2-13X1 1/4 GR5 HEX FLG	16	
2	106852001	HYDRAULIC CAP	1	
3	110182001	HYD. TANK COVER WELDMENT	1	
4	111467001	STRAINER-FUEL	1	
5	111468001	GASKET	1	
6	111471001	SNAP RING-INTERNAL	1	
7	111472001	SNAP RING-INTERNAL	1	
8	128299001	GASKET-17.5OD X 14.5ID 16 HOLE	1	
9	163629905	STRAINER - SUCTION ASSEMBLY	1	
10	163632910	FILTER ELEMENT ASSEMBLY	2	
11	163632914	COVER - RETURN FILTER ("NO PAINT")	2	
12	163632927	PLUG - 2 1/2" CODE 61	1	
13	163636049	FITTING-FLGK-40CD61	1	
	240334001	SCREW-HCS-.50-13X1.75-GR8-YZ	4	
	510335711	WASHER-LOCK-.50-.52X.87-.13-YZ	4	
	68094041	O-RING	1	
	(200809001)	O-RING #232	1	
14	163636798	PLATE - FILTER CLAMP	1	
15	163636800	WELDMENT - RETURN FILTER CLAMP	1	
16	163642627	COVER-12in CLEANOUT	2	
	507613100	SCREW-HFS,M12-1.75X100,10.9,YZ,ANSI,B18.2.3.9M,PT	1	
	37218001	O-RING FOR SP VALVE	1	
	163626957	TANK COVER	1	
	163626958	COVER GASKET	1	
	163626959	COVER HOLD DOWN	1	
	508482012	NUT-HEXWELD,M12-1.75,DIN929	1	
17	163719903	HYDRAULIC OIL TANK-TEST ASSEMBLY	1	
17	(163719901)	WELDMENT - HYDRAULIC TANK	1	
18	235729001	SCREW-HCS-.50-13X1.00-GR8-YZ	12	
19	451001	NUT-1/2 N.F. HEX ZYC	2	
20	483025	WASHER-1 1/4X3/4X14 GA M.B.	16	
21	510302010	SCREW-HCS-.38-16X1.00-GR5-YZ	9	
22	510302012	SCREW-HCS-.38-16X1.25-GR5-YZ	4	
23	510337607	WASHER-FLATSTD-.38-.44X1.00-.08-YZ	13	
24	510337611	WASHER-FLATSTD -.50-.56X1.38-.11-YZ	12	
25	51046001	O-RING-#206	16	
26	56218001	FITTING - PLUG - 8MORB - HEX	3	
27	620122001	FITTING-PLUG-32MORB-HEX	2	
28	67570001	FITTING - PLUG - 12MORB - HEX	3	
29	78543001	ORING AS - 357 B46	2	
30	81214001	PLUG- 16M	3	
	163719905	HYD TANK TG5000	A/R	Complete
	(163719903)	HYDRAULIC OIL TANK-TEST ASSEMBLY	A/R	Complete

Hydraulic Cooler

Fig 09-04

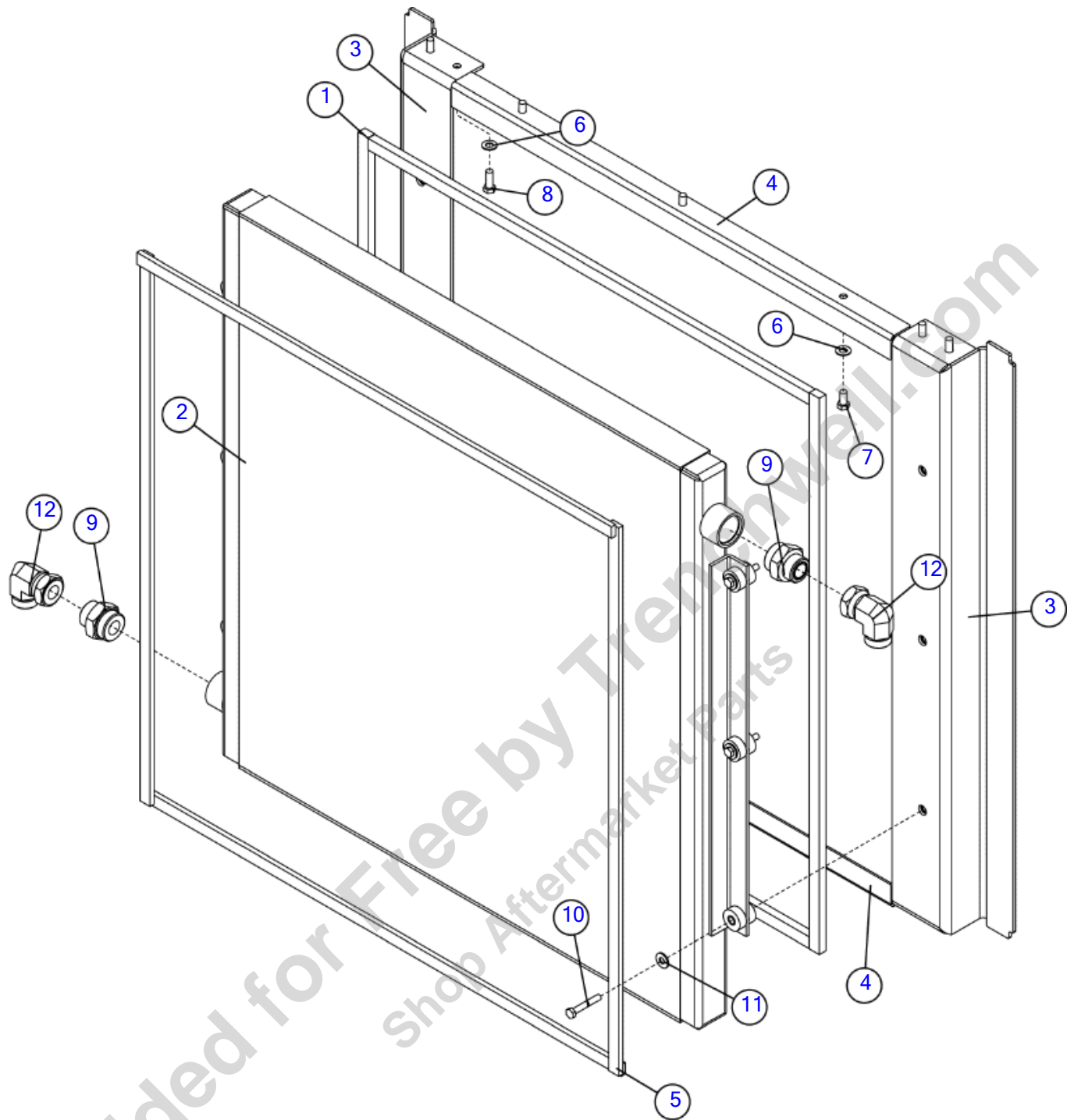


Illustration No: 163757283 - Not For Ordering

Hydraulic Cooler

Fig 09-04

REF NO.	PART NO.	DESCRIPTION	QTY.	REMARKS
1	163677893	FOAM 1/2 X 3/4 BULK ROLL	A/R	P/N Qty. Of 1 = 1 Foot
2	163733746	COOLER-HYDRAULIC OIL	1	
3	163757285	WELDMENT - COOLER MOUNT BRACKET	2	
4	163757298	SHEET - COOLER EXTERIOR SEAL	2	
5	18991001	WEATHERSTRIP-5/16X3/4 SELFSTK	A/R	P/N Qty. Of 1 = 1 Foot
6	235713001	WASHER - FLATSTRL - .38 - .41 X .81 - .06-YA-A325	14	
7	235726001	BOLT-3/8-16X3/4 GR8 HEX ZNCPLT	6	
8	235727001	SCREW-HCS-.38-16X1.00-GR8-YZ	8	
9	292594001	FITTING - STR - 16MORFF -20MORB	2	
10	510301020	SCREW HCS .31 18X2.00 GR5 YZ	6	
11	510337605	WASHER-FLATSTD-.31-.38X.88-.08-YZ	6	
12	72410001	FITTING-90-16MORFF-16FSORFF	2	

Provided for Free by Trenchwell.com
Shop Aftermarket Parts

Pump- Conveyor/Tub

Fig 09-05

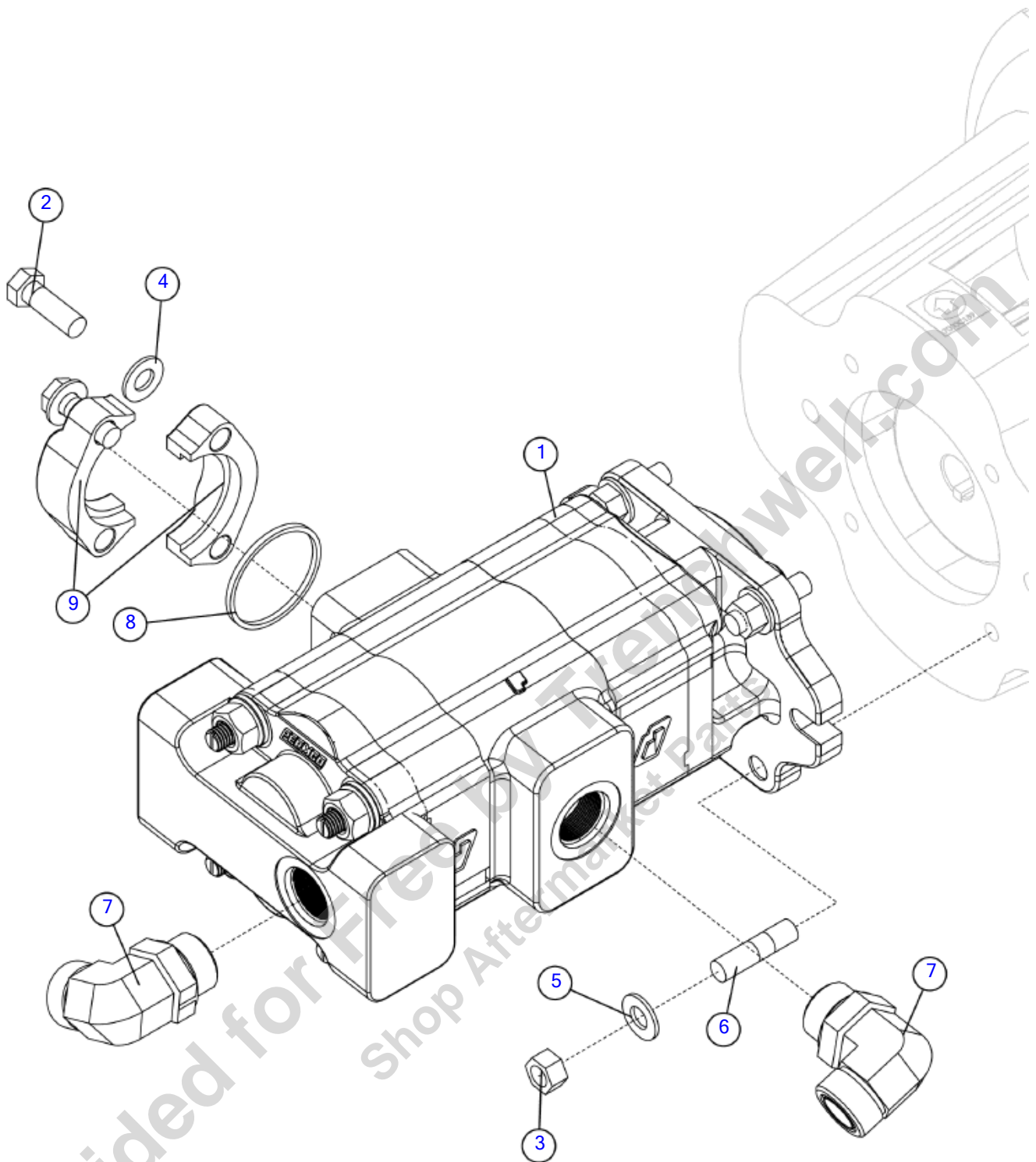


Illustration No: 163685492 - Not For Ordering

Pump- Conveyor/Tub

Fig 09-05

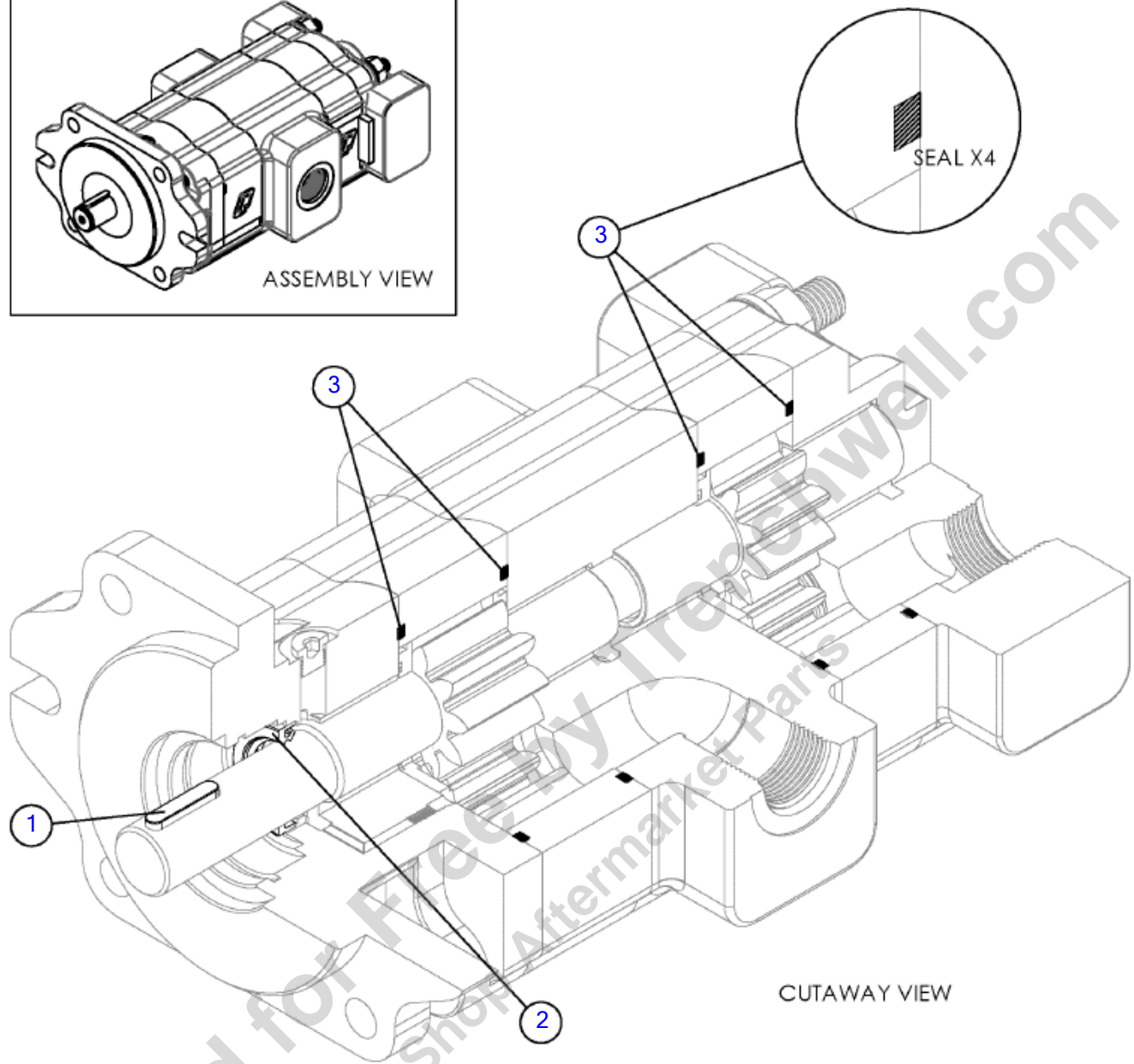
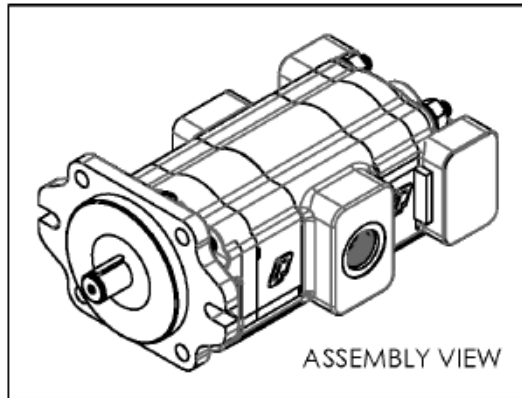
REF NO.	PART NO.	DESCRIPTION	QTY.	REMARKS
1	163695019	PUMP-HYD-2.46/2.96 CID TANDEM	1	Breakdown Fig. 9-5T01
2	235721001	BOLT-1/2-13X1 1/2 GR8 ZINC PLT	4	
3	235731001	NUT-1/2-13 GR8 ZYC	4	
4	252253001	WASHER-1/2 SAE FLAT ZP	4	
5	485025	WASHER-1/2 FLAT-HARDENED-YZ	4	
6	67851001	STUD BOLT-1/2X2	4	
7	72409001	FITTING-90-16MORFF-16MORBA	2	
8	72898001	O RING-SQ. #32 FLANGE	1	
9	73114001	FITTING-CODE 61 #32 FLANGE	2	

Provided for Free by Trenchwell.com
Shop Aftermarket Parts

Breakdown Pump

Fig 09-05T01

Breakdown limited because: special tools or training required,
parts not available, may void warranty, and/or not cost effective.



Breakdown Pump
Fig 09-05T01

REF NO.	PART NO.	DESCRIPTION	QTY.	REMARKS
1	163755367	KEY, .25 X .375 X 1.25	1	
2	296380230	DOUBLE LIP SEAL	1	Shown In Cutaway View.
3	296380232	SQUARE GASKET	4	Shown In Cutaway View.
	163695019	PUMP-HYD-2.46/2.96 CID TANDEM	A/R	Includes Ref. #'s 1-3.

Provided for Free by Trenchwell.com
Shop Aftermarket Parts

Motor- Conveyor Drive

Fig 09-06

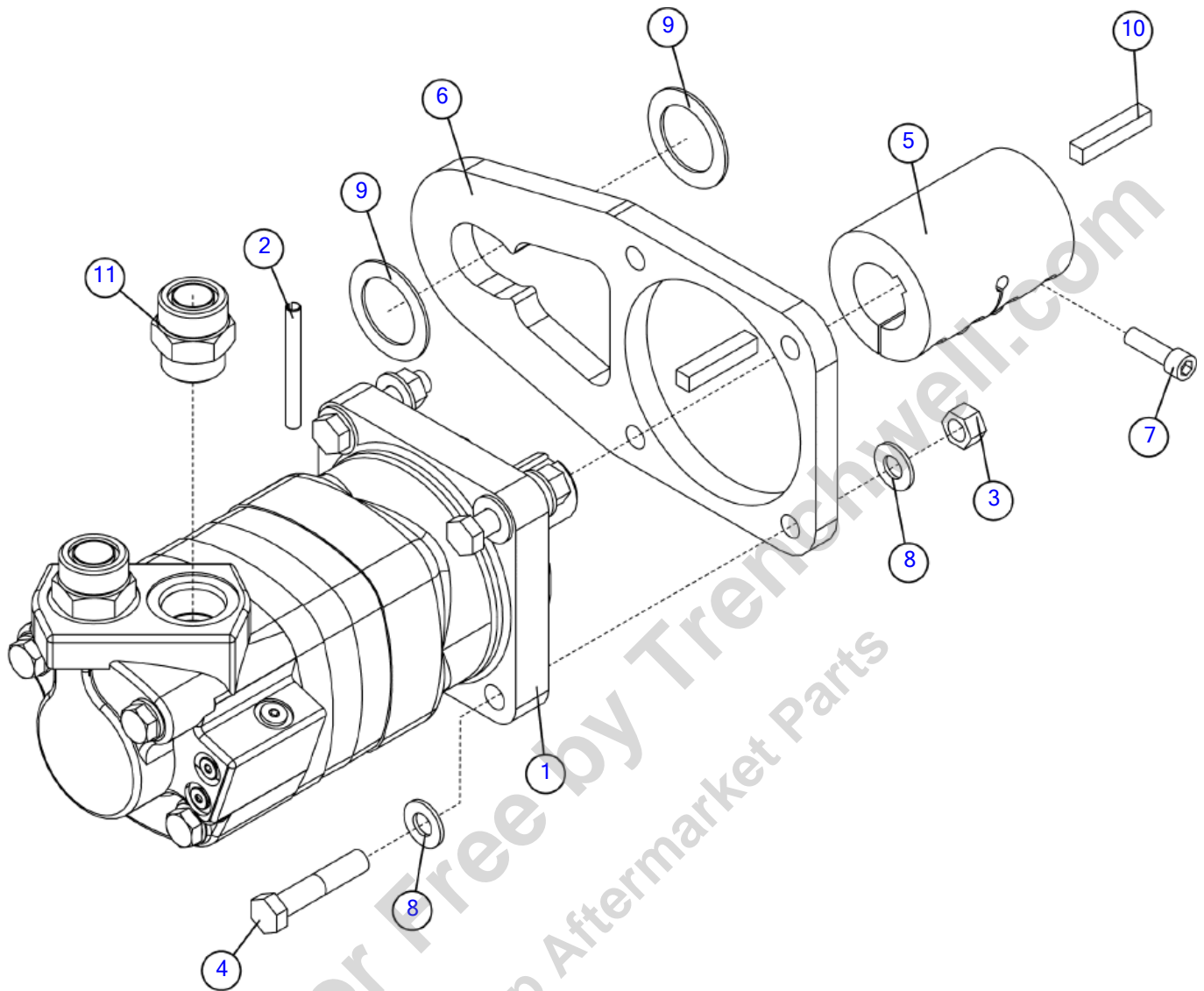


Illustration No: 163636325 - Not For Ordering

Motor- Conveyor Drive

Fig 09-06

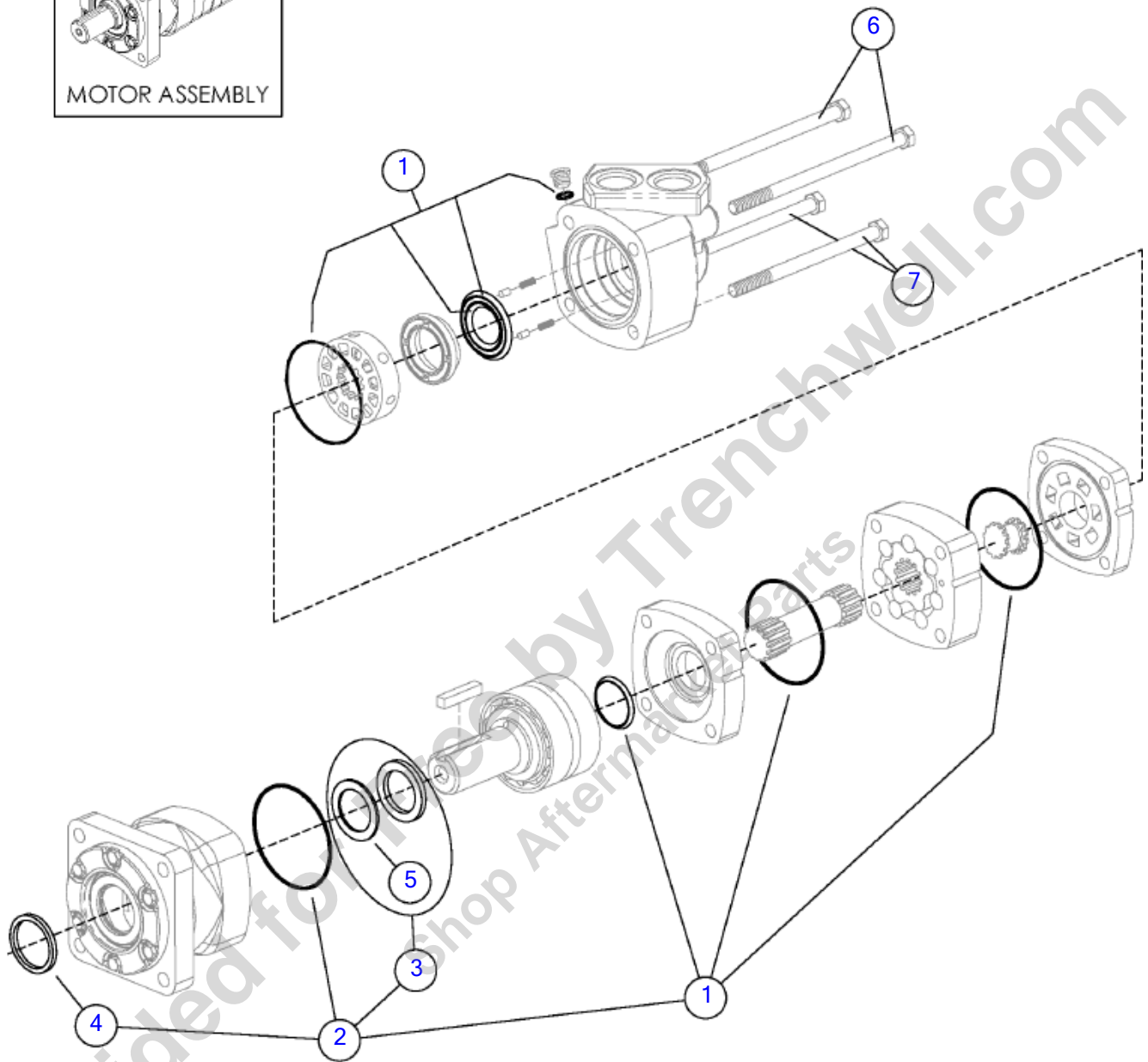
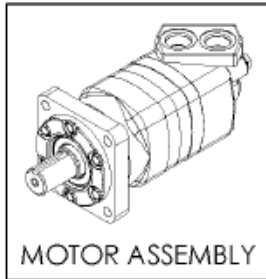
REF NO.	PART NO.	DESCRIPTION	QTY.	REMARKS
1	157673001	MOTOR-HYD. - 23.9 CID.	1	Breakdown Fig. 9-6T01
2	1788007	PIN - EXPANSION 5/16 X 3	1	
3	250512001	NUT- 1/2 NC Gr8 TOP LOCK Y/ ZINC	4	
4	250573001	BOLT-1/2-13 X 2 1/2 GR8 HX Y/Z	4	
5	402504001	COUPLER - DRIVE ROLLER	1	
6	407996001	PLATE-TORQUE ARM	1	
7	4478012	3/8-16 X 1 1/4 SOC HD CAP SCREW	4	
8	485025	WASHER-1/2 FLAT-HARDENED-YZ	8	
9	510336669	WASHER-MCHBSHG-1.50-1.53X2.25-14G-YZ	2	
10	579011	HKEYS-3/8X3/8X2	2	
11	72407001	FITTING - STR - 16MORFF - 16MORB	2	

Provided for Free by Trenchwell.com
Shop Aftermarket Parts

Breakdown- Conveyor Drive Motor

Fig 09-06T01

Breakdown limited because: special tools or training required,
parts not available, may void warranty, and/or not cost effective.



Breakdown- Conveyor Drive Motor
Fig 09-06T01

REF NO.	PART NO.	DESCRIPTION	QTY.	REMARKS
1	209137031	REPAIR KIT	1	Includes Ref. 2.
2	4295047	REPAIR KIT-SHAFT REPAIR 61237	1	Includes Refs. 3-4.
3	296285079	REAR SEAL KIT	1	Includes Ref. 5.
4	776005	SEAL DUST 9039-1	1	Included In Ref. 2.
5	160061001	SEAL SHAFT	1	Included In Ref. 3.
6	406296001	SCREW-CAP	2	
7	406297001	SCREW-CAP	2	
	157673001	MOTOR-HYD. - 23.9 CID.	A/R	Includes Refs. 1-7.

Provided for Free by Trenchwell.com
 Shop Aftermarket Parts

Motor- Tub Drive

Fig 09-07

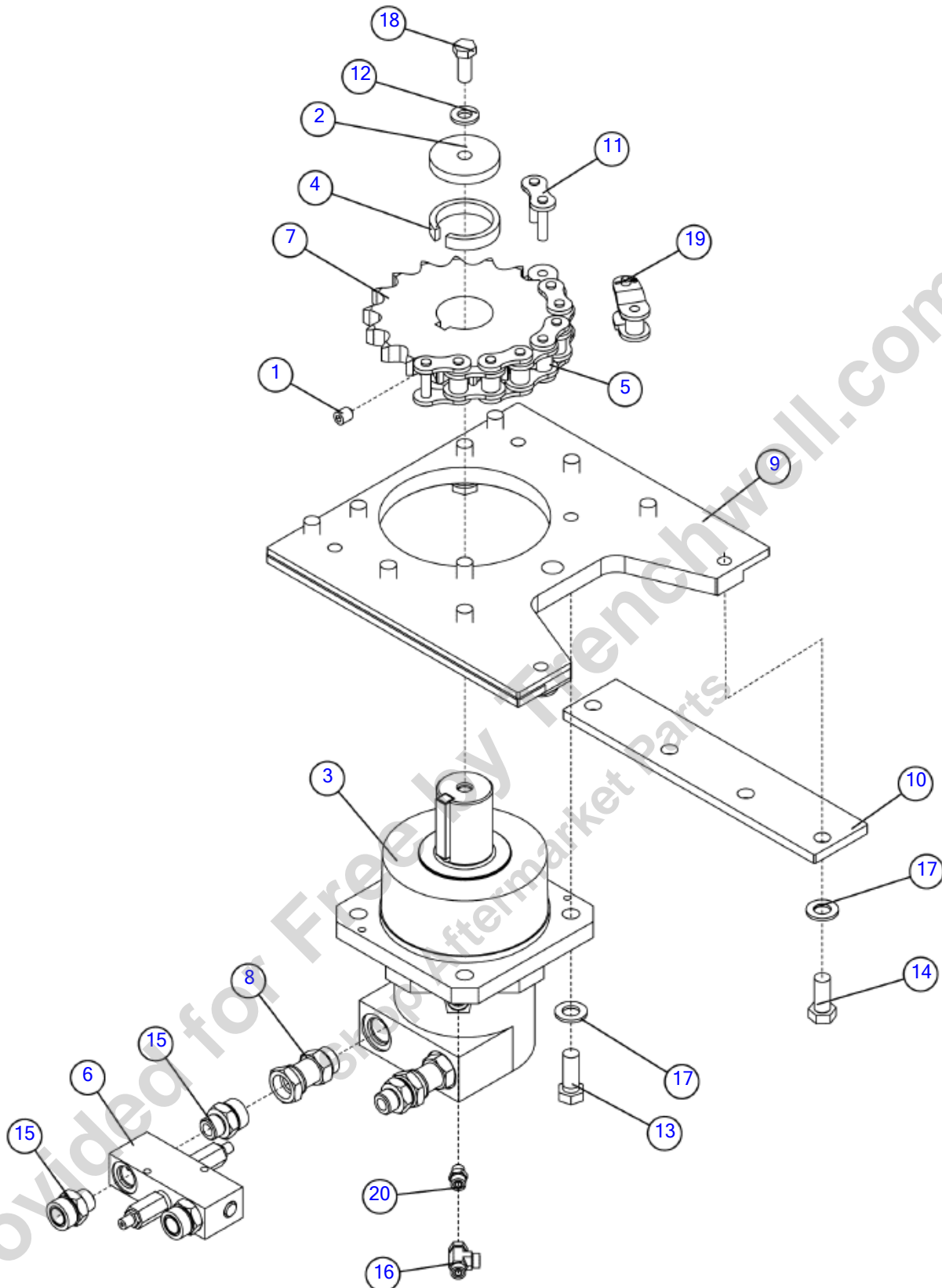


Illustration No. 163636317- Not For Ordering

Motor- Tub Drive

Fig 09-07

REF NO.	PART NO.	DESCRIPTION	QTY.	REMARKS
1	10984001	SSS-5/8-11X3/4	2	
2	163629497	WASHER 3.25 OD X 0.66 ID - .5	1	
3	163636407	MOTOR - HYD 38.6 CU-IN OPEN LOOP	1	Breakdown Fig. 9-7T01
4	163636408	SPACER - 2 5/8 IN KEYED SHAFT	2	
5	163636410	CHAIN - 120H TUB DRIVE	1	
6	163636540	VALVE - 3000 PSI CROSSOVER RELIEF	1	
7	163636719	SPROCKET - 18T 1.5 IN PITCH 2.625 BORE W/ 5/8 KEY	1	
8	163636834	FITTING-STR-16 FSORFF-16MORB	2	
9	163646127	PLATE-MOTOR SLED	1	
10	163646128	PLATE-TUB DRIVE SLIDE	2	
11	180005739	MASTER LINK 120H	1	
12	235715001	WASHER-FLATSTRL-.63-.66 X 1.31-.15-YZ-A325	1	
13	235746001	BOLT-3/4-10X2 GR8 HEX ZYC	4	
14	243905001	SCREW HCS .75 10X1.75 GR8 YZ	8	
15	278957001	FITTING - 12 MOR X 16 MFFOR	4	
16	292589001	FITTING - RTEE - 6MORFF - 6FSORFF - 6MORFF	1	
17	295016001	WASHER, SAE FLAT-.75 -.81X1.50-.14-YZ	11	
18	384014	BOLT - 5/8"-18X1 1/2"GRADE#8HEX	1	
19	402431001	LINK - 120H OFFSET	1	
20	72442001	FITTING - STR - 6MORFF - 6MORB	1	

Breakdown- Tub Drive Motor

Fig 09-07T01

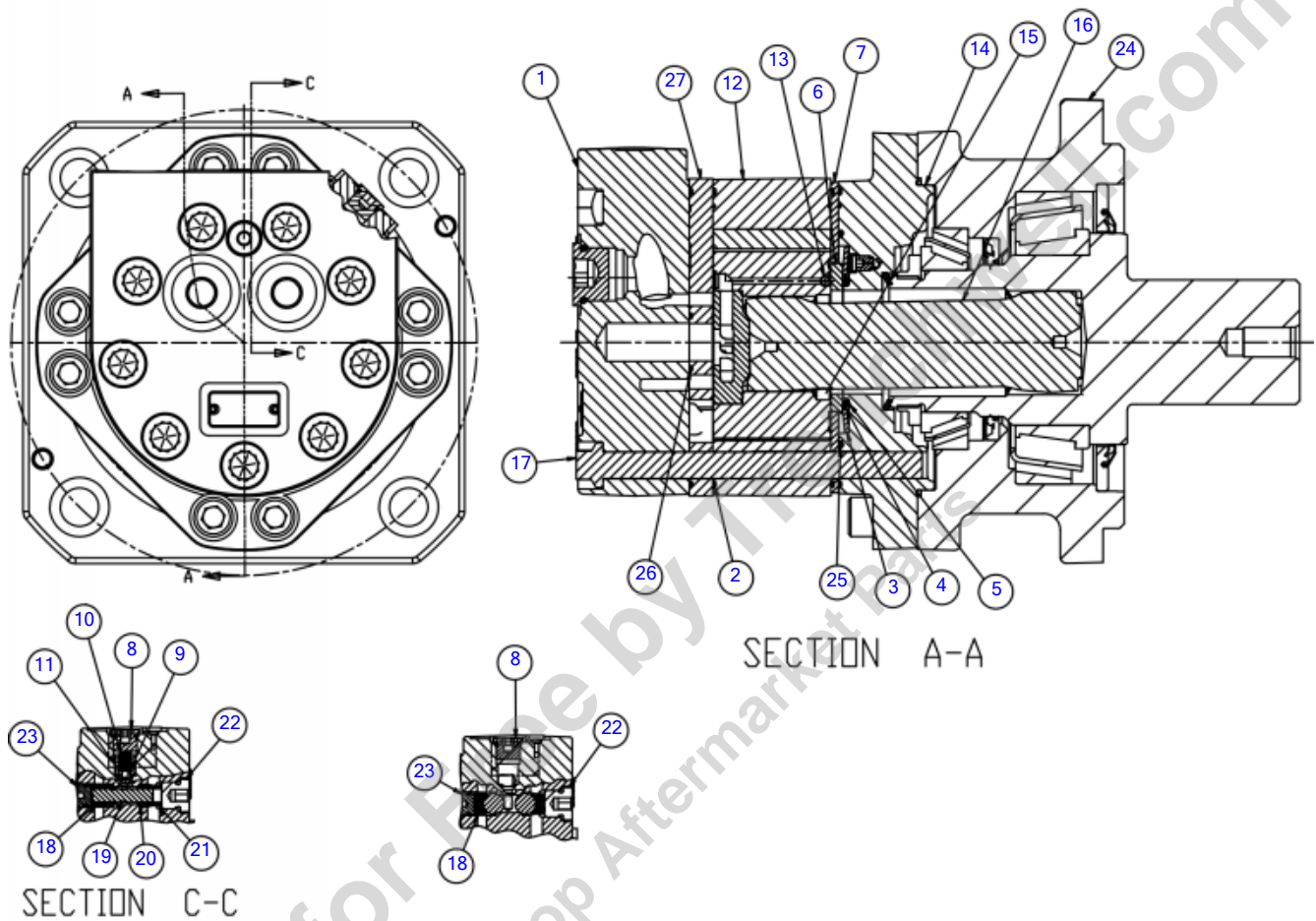


ILLUSTRATION NO. 163636407

Breakdown- Tub Drive Motor
Fig 09-07T01

REF NO.	PART NO.	DESCRIPTION	QTY.	REMARKS
1	180008796	END CAP	1	
2	180008797	SEAL-SQUARE CUT	4	
3	180009312	SPRING-BELLEVILLE DISC	1	
4	180008798	RING-BACKUP	1	
5	180008799	O-RING	1	
6	180009300	BALANCE PLATE- INNER	1	
7	180009301	BALANCE PLATE- OUTER	1	
8	260876005	PLUG - O-RING	1	
9	180009303	GEROLER SUB ASSY	1	
9	(180010558)	GEROLER SUB ASSEMBLY	1	
10	296265610	BALL	2	
11	180009304	MOUNTING FLANGE	1	
12	776045	SEAL-FACE OUTER 6992	1	
13	180009305	DRIVE	1	
14	180009306	SCREW	9	
15	209137021	SPRING	2	
15	(257547005)	SPRING	2	
16	257547009	PISTON,SHUTTLE	1	
17	209137023	POPPET	2	
17	(257547007)	POPPET	2	
18	257547003	SLEEVE,DASH POT	2	
19	235642017	PLUG ASSEMBLY	1	
20	180009307	PLUG	1	
21	180009311	BEARING HOUSING	1	
22	180009310	SEAL	1	
23	180009309	O-RING	1	
23	(180010560)	O-RING	1	
24	180009308	VALVE PLATE	1	
	180010557	SEAL KIT	1	
	163636407	MOTOR - HYD 38.6 CU-IN OPEN LOOP	1	Includes Ref. # 1-24

Pump- Conveyor/Tub 50Hz

Fig 09-08

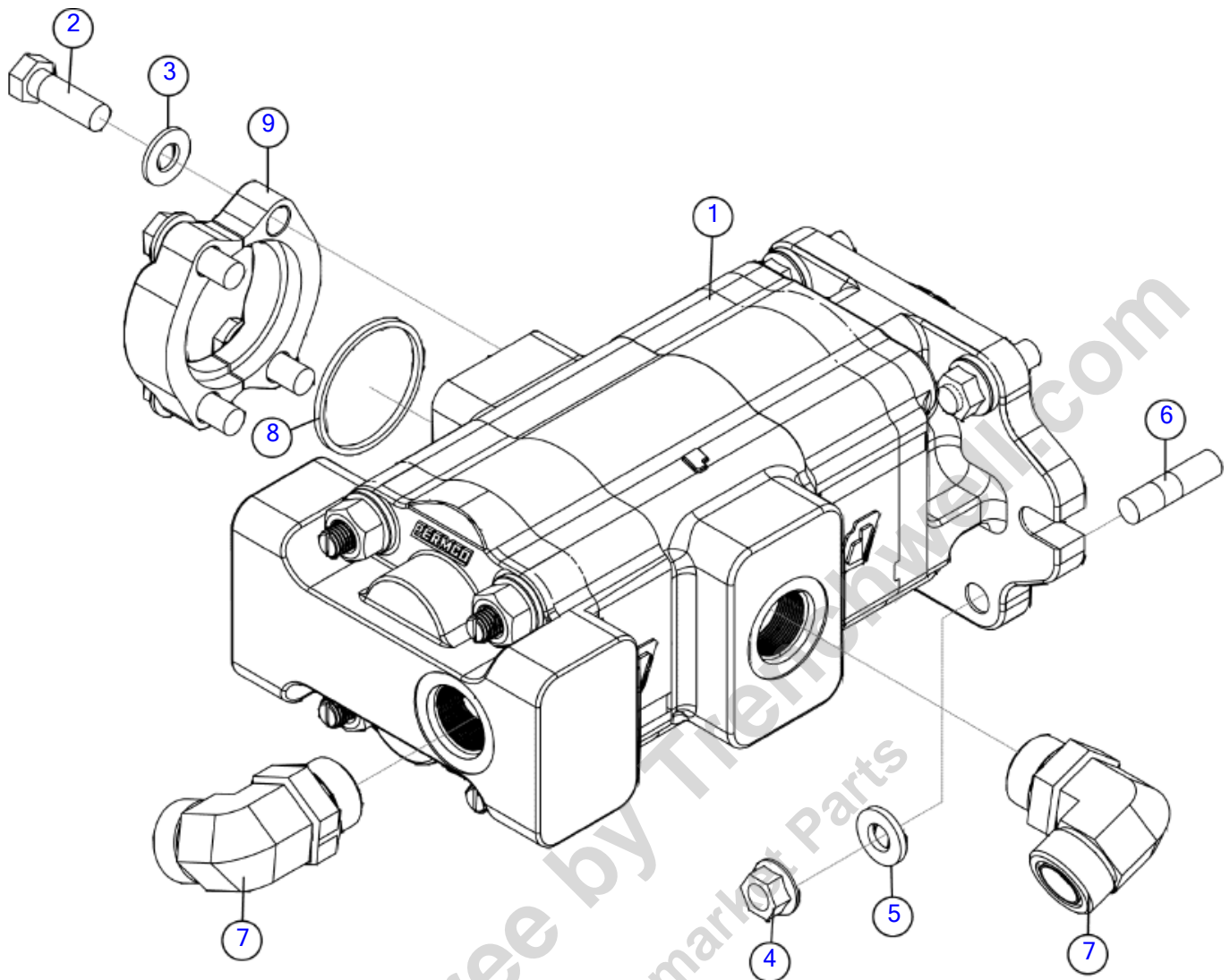


Illustration No: 163716648 - Not For Ordering

Pump- Conveyor/Tub 50Hz

Fig 09-08

REF NO.	PART NO.	DESCRIPTION	QTY.	REMARKS
1	163716649	PUMP-HYD-3.94/2.96 CID TANDEM	1	
2	235721001	BOLT-1/2-13X1 1/2 GR8 ZINC PLT	4	
3	252253001	WASHER-1/2 SAE FLAT ZP	4	
4	296300900	NUT-HEX FLG-.50-20-GR8-YZ	4	
5	485025	WASHER-1/2 FLAT-HARDENED-YZ	4	
6	67851001	STUD BOLT-1/2X2	4	
7	72409001	FITTING-90-16MORFF-16MORBA	2	
8	72898001	O RING-SQ. #32 FLANGE	1	
9	73114001	FITTING-CODE 61 #32 FLANGE	2	

Provided for Free by Trenchwell.com
Shop Aftermarket Parts

Valve- Auxiliary/Conveyor

Fig 09-09

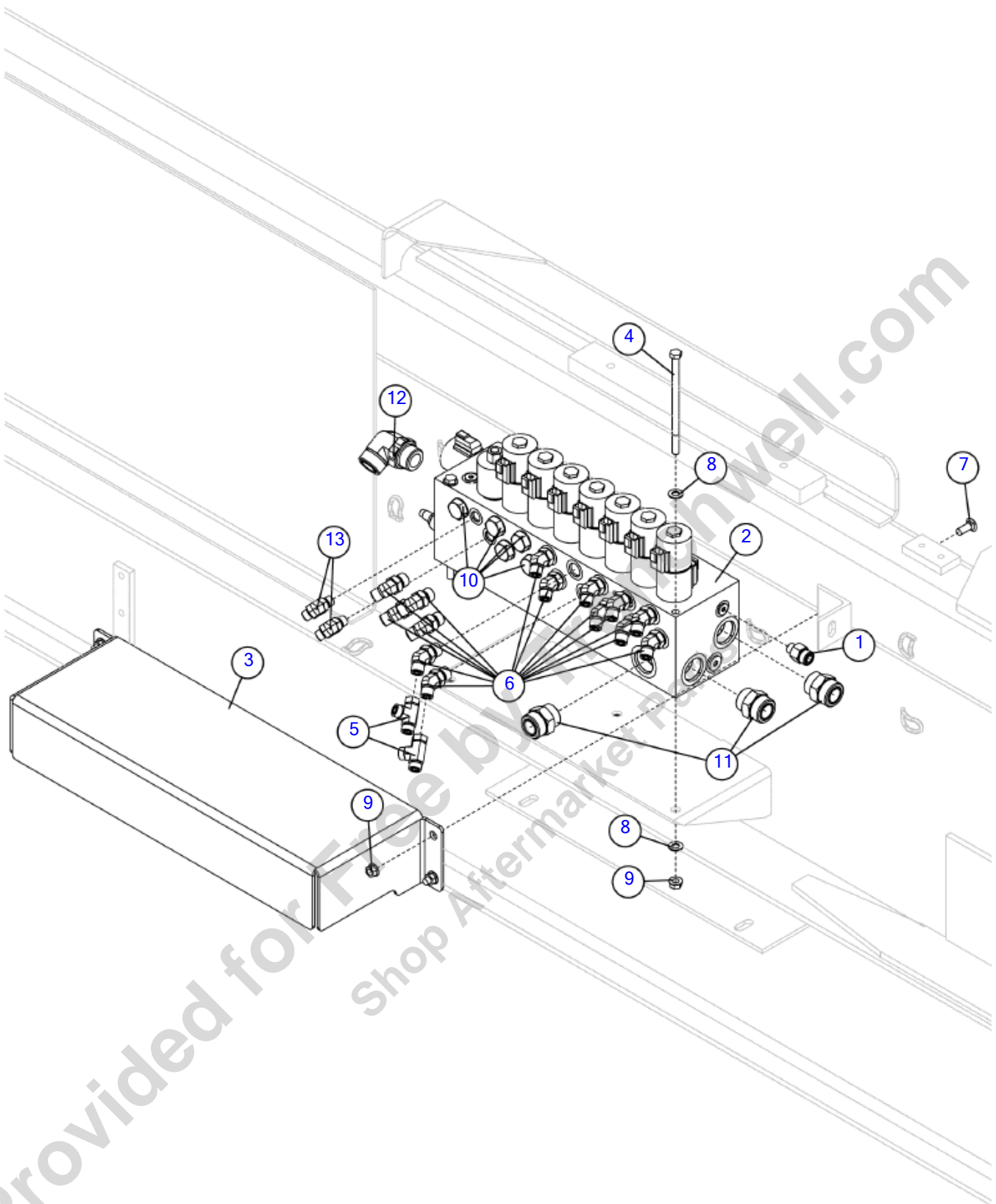


Illustration No: 163636319 - Not For Ordering

Valve- Auxiliary/Conveyor

Fig 09-09

REF NO.	PART NO.	DESCRIPTION	QTY.	REMARKS
1	121439001	FITTING - STR - 8MORFF - 6MORB	1	
2	163552190	VALVE-CONVEYOR/AUXILLARY CONTROL	1	Breakdown Fig. 9-9T01
3	163636835	COVER - AUX. VALVE	1	
4	278010001	BOLT-3/8-16X6 1/2 GR8 HEX ZINC	3	
5	292589001	FITTING - RTEE - 6MORFF - 6FSORFF - 6MORFF	2	
6	292620001	FITTING - 45 - 6MORFF - 8MORBA	14	
7	510308110	BOLT-CARG-.38-16X1.00-GR5-YZ	4	
8	510337635	WASHER-FLATSAE-.38-.41X.81-16G-YZ	6	
9	510352503	NUT-SMFLGTL-.38-16-F-YZ	7	
10	56218001	FITTING - PLUG - 8MORB - HEX	5	
11	72407001	FITTING - STR - 16MORFF - 16MORB	3	
12	72409001	FITTING-90-16MORFF-16MORBA	1	
13	72438001	FITTING - 45 - 4MORFF - 6MORBA	2	

Provided for Free by Trenchwell.com
Shop Aftermarket Parts

Breakdown- Auxiliary/Conveyor Valve

Fig 09-09T01

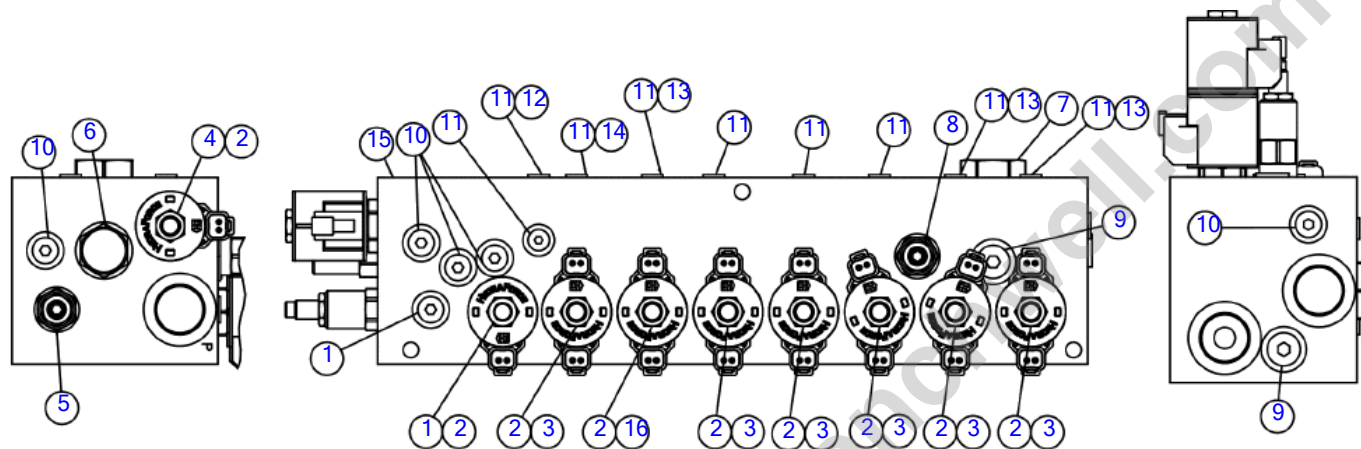


ILLUSTRATION NO. 163552190_BD

Breakdown- Auxiliary/Conveyor Valve
Fig 09-09T01

REF NO.	PART NO.	DESCRIPTION	QTY.	REMARKS
1	904525005	POPPET NO	1	
1	(227246013)	CARTRIDGE-SOLENOID	1	
	904525009	REPAIR KIT	1	
	(240324003)	SEAL KIT	1	
2	180008758	COIL	16	
3	180011208	SPOOL - SPECIAL MOTOR	6	
3	(163646464)	SPOOL-4WAY, 3 POS, SV10-47 FLOAT	6	
	206271007	REPAIR KIT	1	
4	180008759	CARTRIDGE-PROPORTIONAL	1	
	904525009	REPAIR KIT	1	
	(240324003)	SEAL KIT	1	
5	180008760	RELIEF VALVE	1	
	240324005	SEAL KIT	1	
6	180008761	CARTRIDGE-PRESSURE COMP	1	
	228124005	SEAL KIT	1	
7	251107009	VALVE - CHECK	1	
	251107005	SEAL KIT	1	
8	180008763	CARTRIDGE-SEQUENCE VALVE	1	
	236316005	SEAL KIT	1	
9	236494005	PLUG-SAE	2	
10	500659021	PLUG - SAE 06	6	
11	240324011	PLUG - SAE 04	9	
12	180008764	PLUG-ORIFICE	1	
13	180008765	PLUG-ORIFICE	3	
14	180008766	PLUG-ORIFICE	1	
15		BLOCK	1	Not Sold Separately
16	228129003	CARTRIDGE-SOLENOID	1	
16	(163646465)	SPOOL-4WAY, 3 POS, SV10-47 CLOSED	1	
	163552190	VALVE-CONVEYOR/AUXILLARY CONTROL	1	Includes Ref. #'s 1-16

Valve- Thermal By-Pass

Fig 09-10

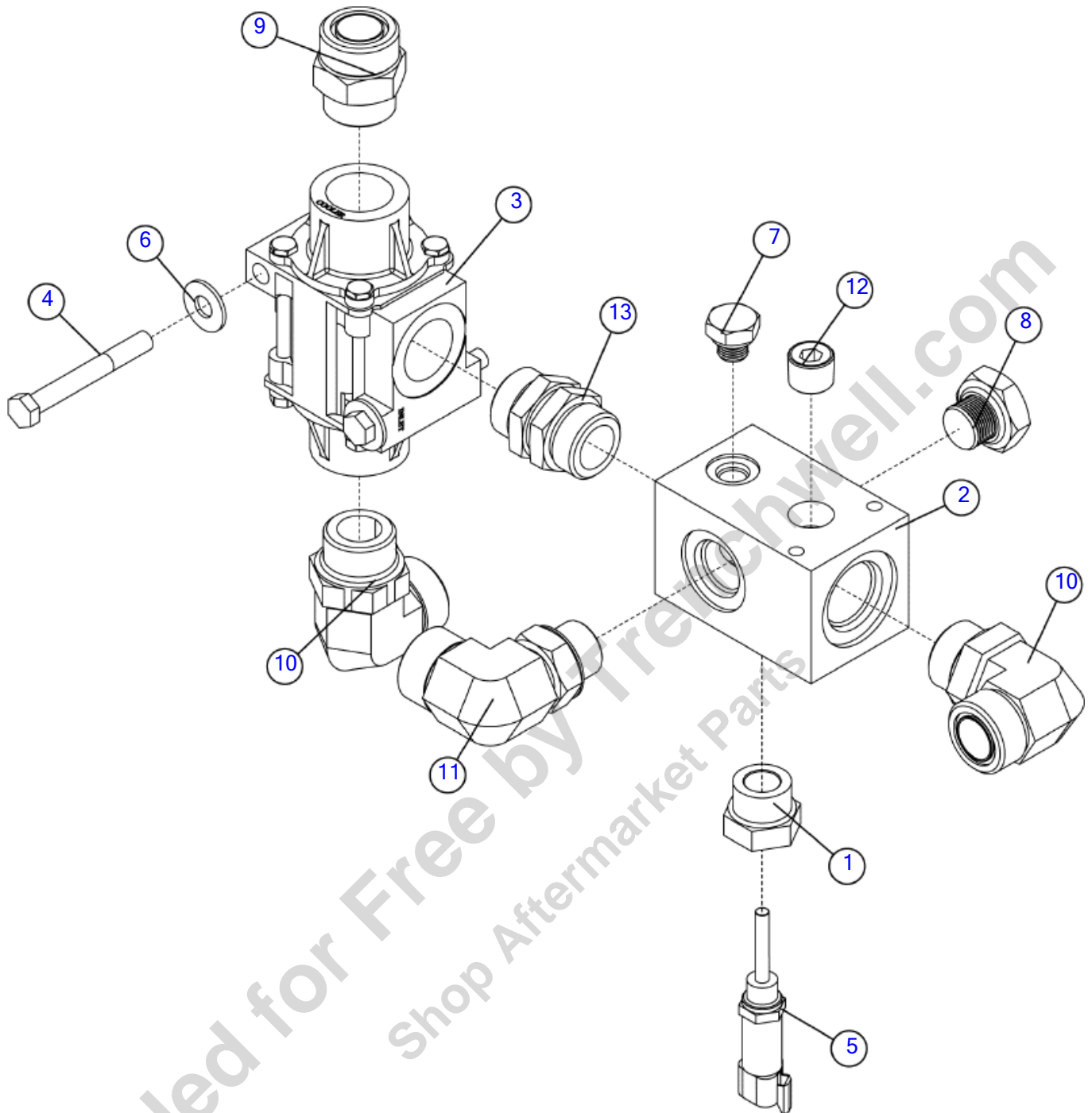


Illustration No: 163726144 - Not For Ordering

Valve- Thermal By-Pass

Fig 09-10

REF NO.	PART NO.	DESCRIPTION	QTY.	REMARKS
1	117452001	FITTING-STR-12MORB-6FORB	1	
2	163635200	MANIFOLD - THERMAL BYPASS INLET	1	
3	163646428	VALVE-THERMAL BYPASS 120 DEG 85 PSI	1	
4	235743001	SCREW - HCS - .38 - 16 X 3.00 - GR8-YZ	2	
5	296289927	TEMPERATURE TRANSDUCER-HYDAC 13DEG. F-250 DEG F	1	
6	510337607	WASHER-FLATSTD-.38-.44X1.00-.08-YZ	2	
7	5553001	FITTING - PLUG - 6MORB - HEX	1	
8	67570001	FITTING - PLUG - 12MORB - HEX	1	
9	72407001	FITTING - STR - 16MORFF - 16MORB	1	
10	72409001	FITTING-90-16MORFF-16MORBA	2	
11	72971001	FITTING 16 12C50L0	1	
12	735003	PLUG-1/2 COUNTERSUNK PIPE	1	
13	89226001	HEX NIPPLE 16MX16M ADJ ORING	1	

Provided for Free by Trenchwell.com
Shop Aftermarket Parts

Cylinder- Tub Drive Chain Tension

Fig 09-11

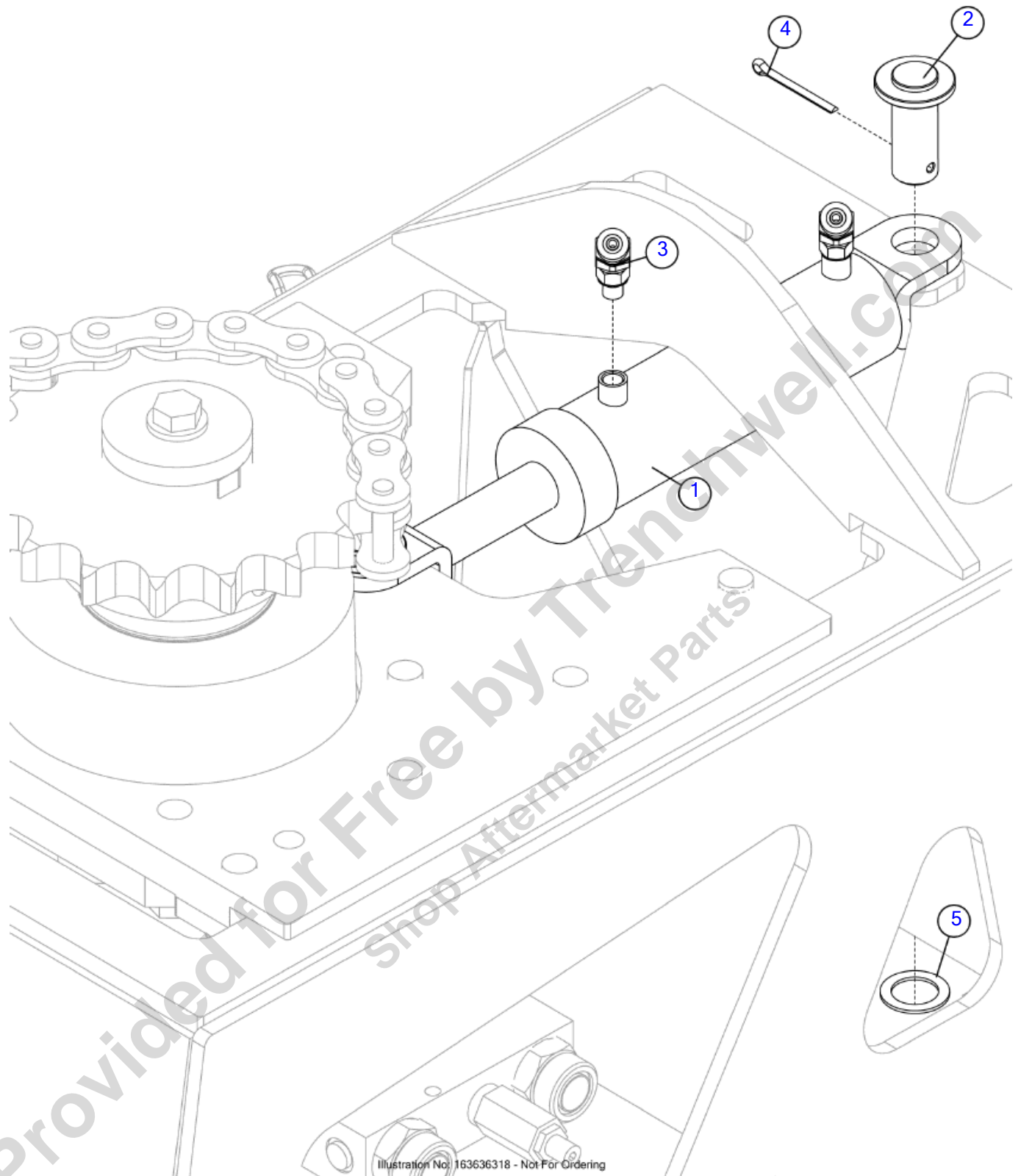


Illustration No. 163636318 - Not For Ordering

Cylinder- Tub Drive Chain Tension

Fig 09-11

REF NO.	PART NO.	DESCRIPTION	QTY.	REMARKS
1	163646864	CYLINDER-2"BORE X 5"STROKE	1	
	163646865	CYLINDER - 2 X 5 X 1.125 ROD SEAL KIT	A/R	
2	1795013	CYLINDER PIN-1X2 USEABLE LENG.	2	
3	292597001	FITTING-45-6MORFF-4MORBA-FRG	2	
4	510025	COTTER PIN-3/16" X 2"	2	
5	510336665	WASHER-MCHBSHG-1.00-1.03X1.50-14G-YZ	2	

Provided for Free by Trenchwell.com
Shop Aftermarket Parts

Cylinder- Tub Table Lift

Fig 09-12

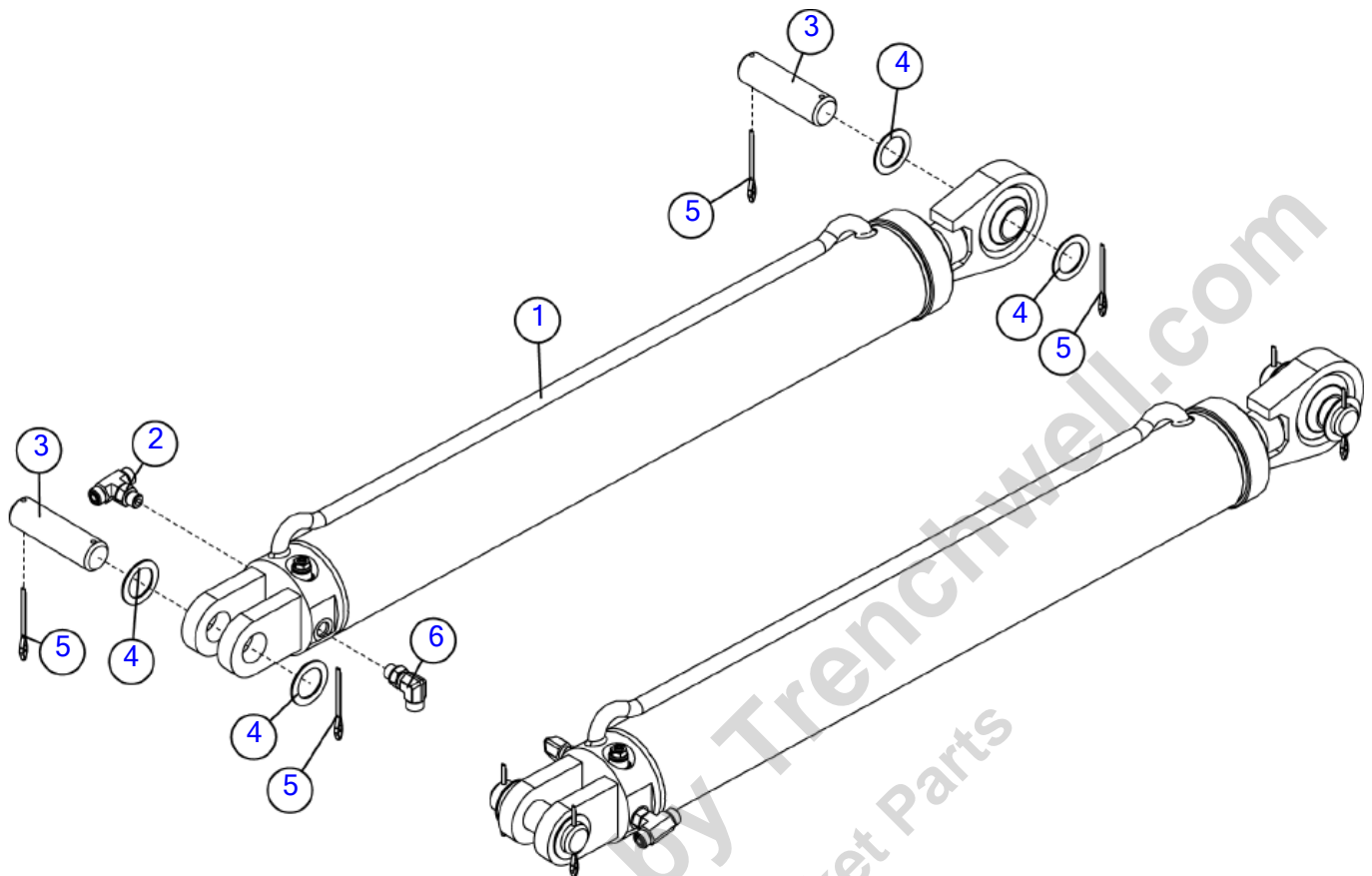


Illustration No: 163636322 - Not For Ordering

Cylinder- Tub Table Lift

Fig 09-12

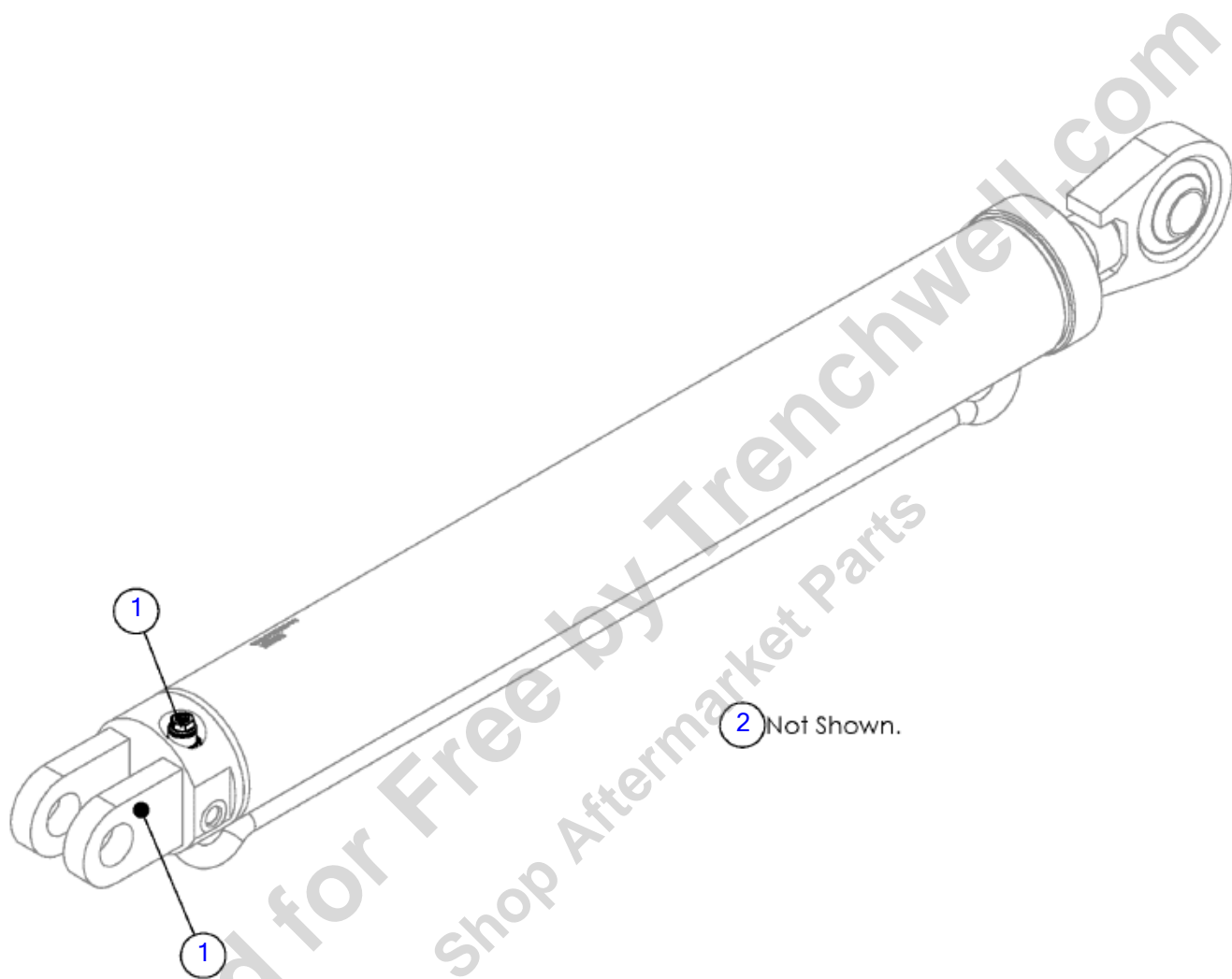
REF NO.	PART NO.	DESCRIPTION	QTY.	REMARKS
1	163752949	CYLINDER-3 1/2" X 28" STROKE	2	Breakdown Fig. 9-12T01
2	292618001	FITTING - BTEE - 6MORFF - 6MORFF - 6MORBA	2	
3	403292001	PIN - CYLINDER	4	
4	483007	WASHER-1 7/8X1 1/4X14 GA M.B.	8	
5	510051	PIN-3/16 X 2 1/2 COTTER	8	
6	72444001	FITTING - 90 - 6MORFF - 6MORBA	2	

Provided for Free by Trenchwell.com
Shop Aftermarket Parts

Breakdown- Tub Table Lift Cylinder

Fig 09-12T01

Breakdown limited because: special tools or training required,
parts not available, may void warranty, and/or not cost effective.



Breakdown- Tub Table Lift Cylinder
Fig 09-12T01

REF NO.	PART NO.	DESCRIPTION	QTY.	REMARKS
1	180026667	SUN VAL 3500 PSI	2	1 Not Shown.
2	163755526	3 1/2" REPAIR KIT (1.75/1.25)	1	8 Items. Not Shown.
	163752949	CYLINDER-3 1/2" X 28" STROKE	A/R	Includes Refs. 1-2.

Provided for Free by Trenchwell.com
Shop Aftermarket Parts

Cylinder- Conveyor Lift

Fig 09-13

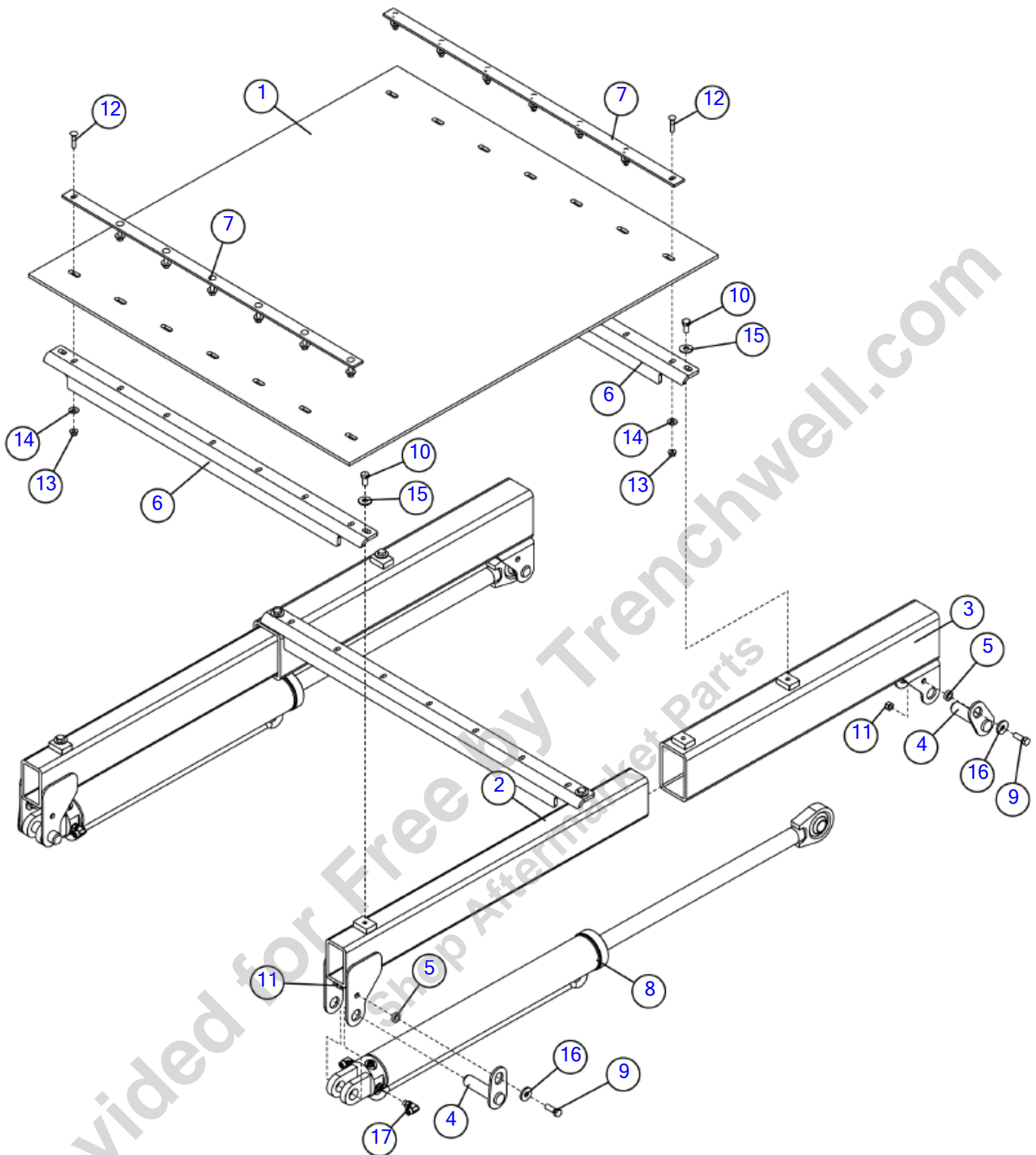


Illustration No: 163636323 - Not For Ordering

Cylinder- Conveyor Lift

Fig 09-13

REF NO.	PART NO.	DESCRIPTION	QTY.	REMARKS
1	119578001	COVER-CONV.	1	
2	163636727	WELDMENT - CYL GUARD BASE	2	
3	163636728	WELDMENT - CYL ROD GUARD	2	
4	163636733	WELDMENT - CONVEYOR PIN	4	
5	163643501	BOSS - PIN RETAINER	4	
6	163646161	ANGLE - CYL GUARD MOUNT	3	
7	163646225	BACKUP BAR	2	
8	163752949	CYLINDER-3 1/2" X 28" STROKE	2	Breakdown Fig. 9-12T01
9	235721001	BOLT-1/2-13X1 1/2 GR8	4	
10	235729001	SCREW-HCS-.50-13X1.00-GR8	6	
11	250512001	NUT- 1/2 NC Gr8 TOP LOCK	4	
12	375016	BOLT 3/8-16X1 3/4 CARRIAGE GR5	14	
13	4536001	NUT - 3/8-16 FLG. WHIZ LOCK	14	
14	485007	WASHER-FLATSTD-.38-.44X1.00-.08-CZ	14	
15	510337611	WASHER-FLATSTD - .50-.56X1.38-.11	8	
16	510360637	WASHER FLATSTRL .50 .53X1.50 .19	4	
17	72444001	FITTING - 90 - 6MORFF - 6MORBA	4	

Provided for Free by Trenchwell.com
Shop Aftermarket Parts

Cylinder- Conveyor Fold (SN 104-106)

Fig 09-14

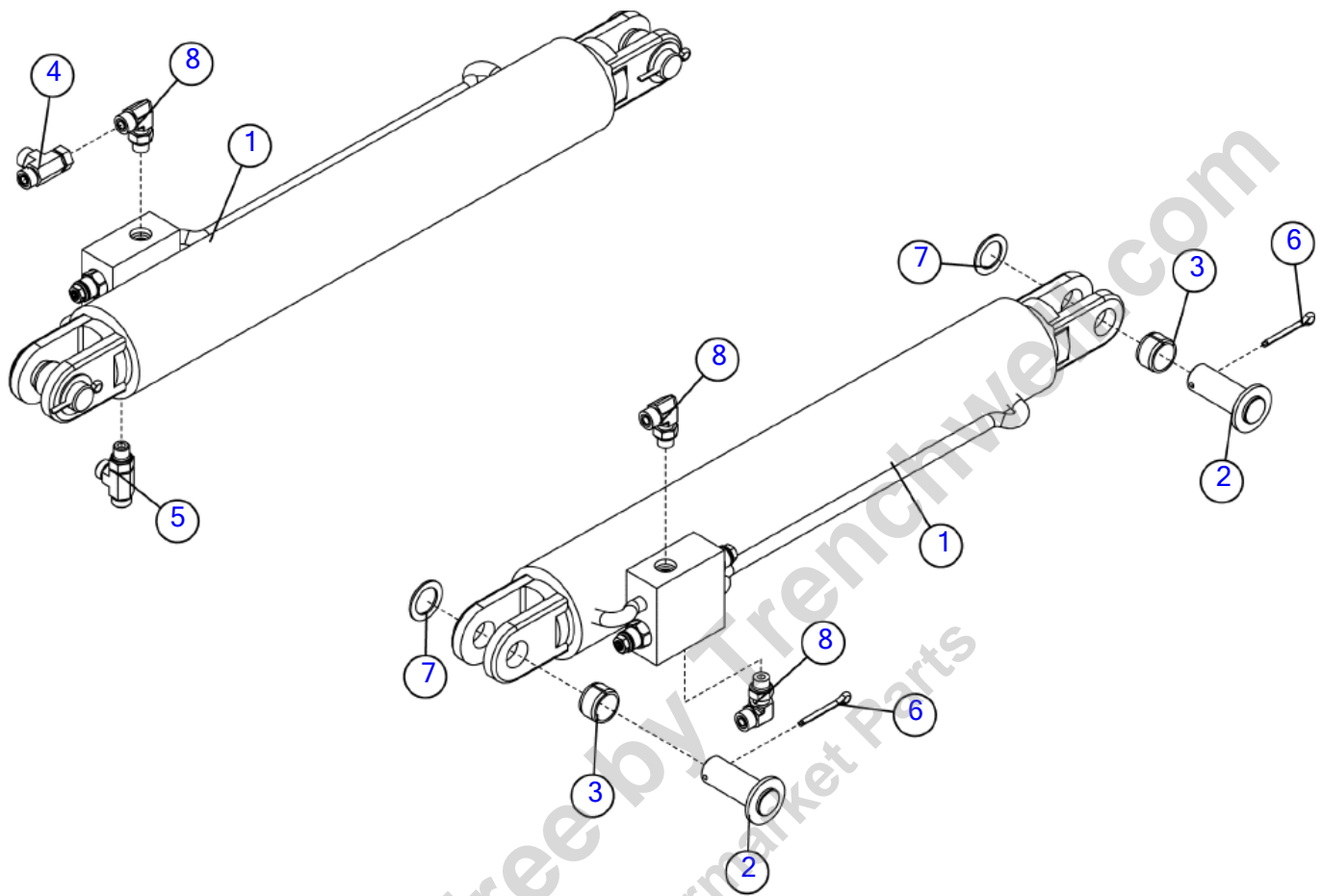


Illustration No: 163636324 - Not For Ordering

Cylinder- Conveyor Fold (SN 104-106)

Fig 09-14

REF NO.	PART NO.	DESCRIPTION	QTY.	REMARKS
1	163749838	CYLINDER-HYD-3 X 18 W/CBV & CLEVIS ENDS	2	Breakdown Fig. 9-14T01
1	(163646451)	CYLINDER-3 X 18 CONVEYOR FOLD	2	Breakdown Fig. 9-14T01
2	1795005	CYL. PIN - 1" X 2 1/4"	4	
3	1835001	BSHG.-STL.-1 1/4 X 1 X 3/4	4	
4	292589001	FITTING - RTEE - 6MORFF - 6FSORFF - 6MORFF	1	
5	292613001	FITTING - RTEE - 6MORFF - 6MORBA - 6MORFF-FRG	1	
6	510023	COTTER PIN-3/16" X 1 3/4"	4	
7	510336665	WASHER-MCHBSHG-1.00-1.03X1.50-14G-YZ	4	
8	72444001	FITTING - 90 - 6MORFF - 6MORBA	3	

Provided for Free by Trenchwell.com
Shop Aftermarket Parts

Cylinder- Conveyor Fold (SN 107-)

Fig 09-14R01

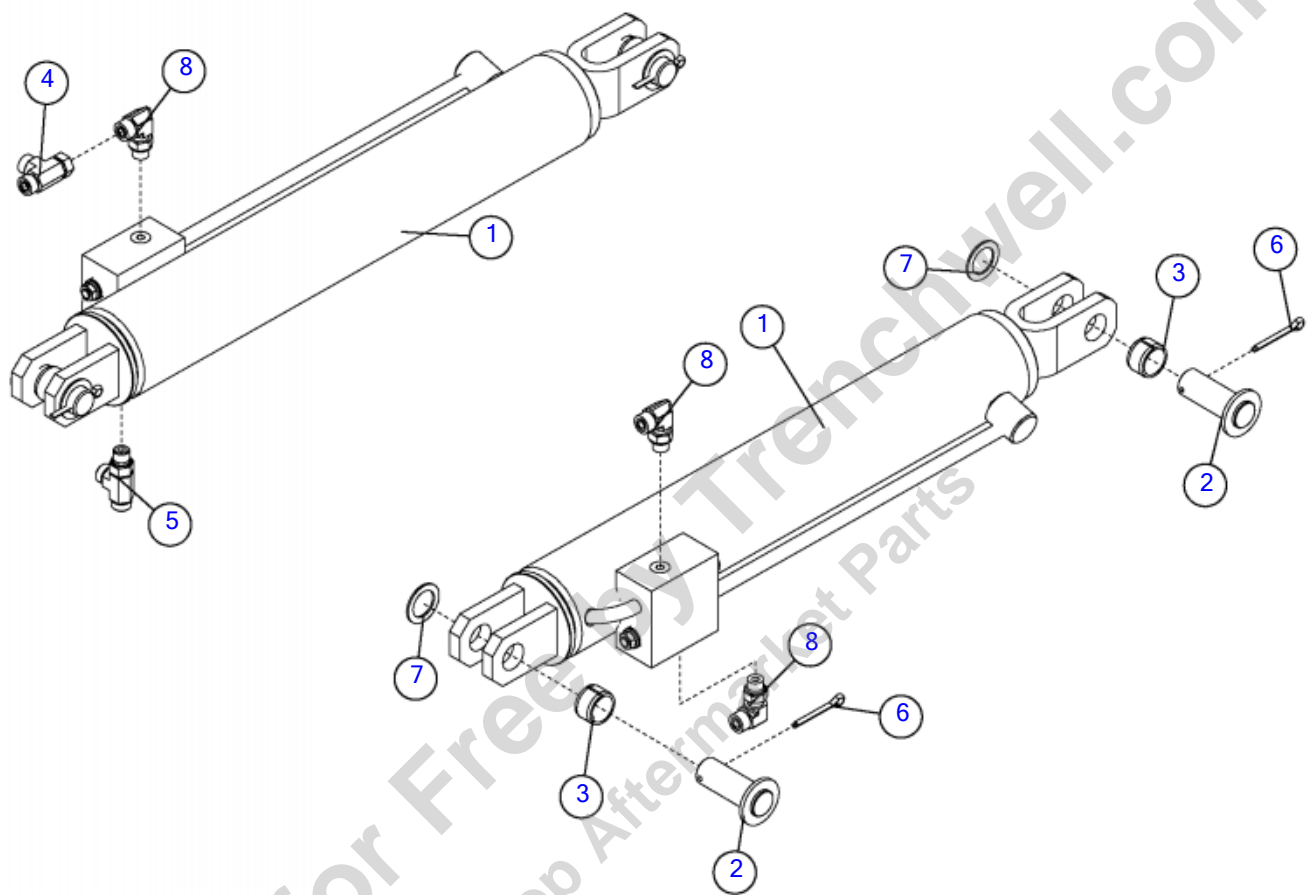


Illustration No: 163636324 - Not For Ordering

Cylinder- Conveyor Fold (SN 107-)

Fig 09-14R01

REF NO.	PART NO.	DESCRIPTION	QTY.	REMARKS
1	163749838	CYLINDER-HYD-3 X 18 W/CBV & CLEVIS ENDS	2	
2	1795005	CYL. PIN - 1" X 2 1/4"	4	
3	1835001	BSHG.-STL.-1 1/4 X 1 X 3/4	4	
4	292589001	FITTING - RTEE - 6MORFF - 6FSORFF - 6MORFF	1	
5	292613001	FITTING - RTEE - 6MORFF - 6MORBA - 6MORFF-FRG	1	
6	510023	COTTER PIN-3/16" X 1 3/4"	4	
7	510336665	WASHER-MCHBSHG-1.00-1.03X1.50-14G-YZ	4	
8	72444001	FITTING - 90 - 6MORFF - 6MORBA	3	

Provided for Free by Trenchwell.com
Shop Aftermarket Parts

Breakdown- Conveyor Fold Cylinder

Fig 09-14T01

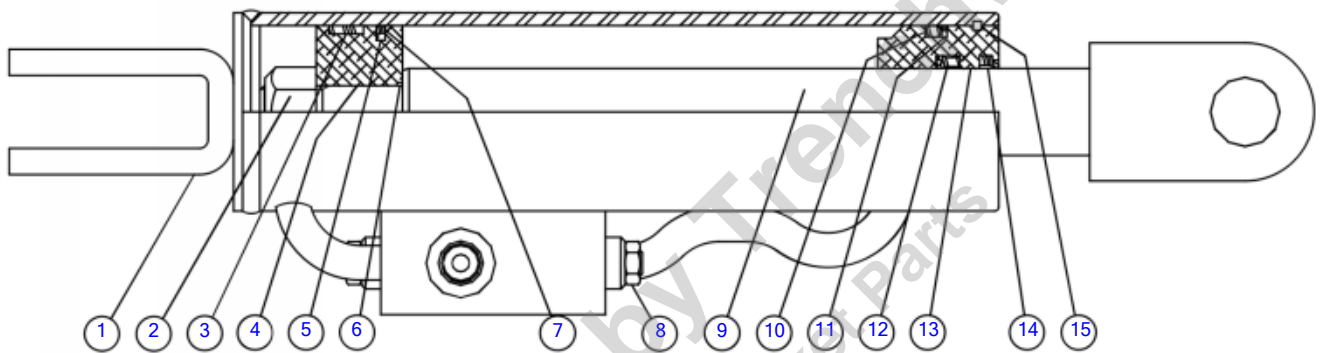


Illustration No. 163646451- Not For Ordering

Breakdown- Conveyor Fold Cylinder
Fig 09-14T01

REF NO.	PART NO.	DESCRIPTION	QTY.	REMARKS
1	110189005	TUBE WELDMENT	1	
2	398001	NUT-3/4X16 GR 8 SLTL	1	
2	(93180007)	LOCKOUT .750-16 UNF	1	
3	215799011	WEAR BAND	1	
4	110189007	PISTON	1	
5	110189009	SQUARE RING	1	
6	93180013	O-RING	1	
7	110189011	SEAL-SQURE SECT. TFE	1	
8	58035005	VALVE-COUNTER BALANCE CBCA LHN	1	
9	110189013	ROD WELDMENT	1	
10	110189015	O-RING	1	
11	110189017	BACKUP RING	1	
12	215657027	DOUBLE LIP U-CUP	1	
13	110189019	GLAND	1	
14	200819001	WIPER #52-1250	1	
14	(215657029)	ROD WIPER	1	
15	110189021	WRAP-IN WIRE	1	
	163646451	CYLINDER-3 X 18 CONVEYOR FOLD	A/R	Includes Ref. #'s 1-15
	110189003	SEAL KIT	1	Includes Ref. #'s 3, 5-7,10-12,14

Provided for Free by Trencherwell.com
 Shop Aftermarket Parts

Cylinder- Tub Cover Swing (SN 104 - 104)

Fig 09-15

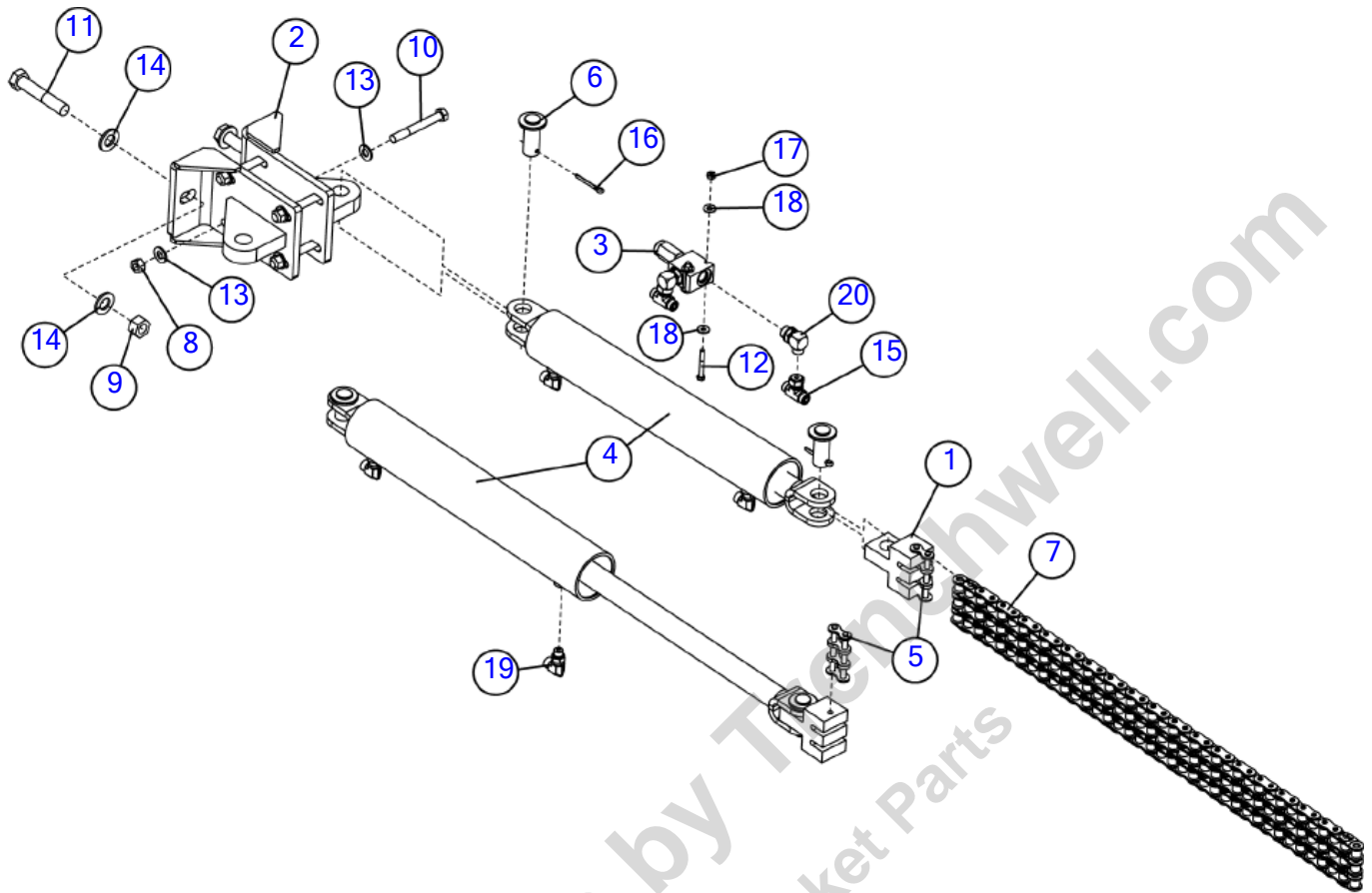


Illustration No: 163636493 - Not For Ordering

Cylinder- Tub Cover Swing (SN 104 - 104)

Fig 09-15

REF NO.	PART NO.	DESCRIPTION	QTY.	REMARKS
1	142358001	CHAIN COUPLER	2	
2	163636132	WELDMENT - ROTATE CYL MOUNT	2	
3	163643714	VALVE-CROSS PORT RELIEF 3000PSI	1	
4	163733079	CYLINDER-HYD-3" BORE X 16" STROKE W/VALVE IN PISTO	2	
5	1775005	LINK- 80-3 CONNECTOR	2	
6	1795013	CYLINDER PIN-1X2 USEABLE LENG.	4	
7	180019925	CHAIN 80 3 36 PITCHES	1	
8	235731001	NUT-1/2-13 GR8 ZYC	4	
9	235739001	NUT-3/4-10 GR8 ZYC	2	
10	75381040	BOLT-1/2-UNCX4 GRADE 8 HEX- YZ	4	
10	(238244001)	BOLT 1/2"-13 X 4"GR8 HEX Y/ZIN	4	
11	238881001	BOLT-3/4-10 X 4 HHCS GR8 ZY	2	
12	248197001	BOLT-1/4-20X2 GR.8 ZINC PLTD	2	
13	252253001	WASHER-1/2 SAE FLAT ZP	8	
14	295016001	WASHER, SAE FLAT-.75 -.81X1.50-.14-YZ	4	
15	296254833	FITTING - BTEE - 6MORFF - 6MORFF - 6FSORFF	2	
16	510023	COTTER PIN-3/16" X 1 3/4"	4	
17	510313501	NUT-TLHEX-.25-20-A-YZ	2	
18	510337603	WASHER FLATSTD .25 .31 X .75 .07 YZ	4	
19	72444001	FITTING - 90 - 6MORFF - 6MORBA	4	
20	97685001	FITTING-8MOR X 6MORFS 90 DEG.	2	

Cylinder- Tub Cover Swing (SN 105 -)

Fig 09-15R01

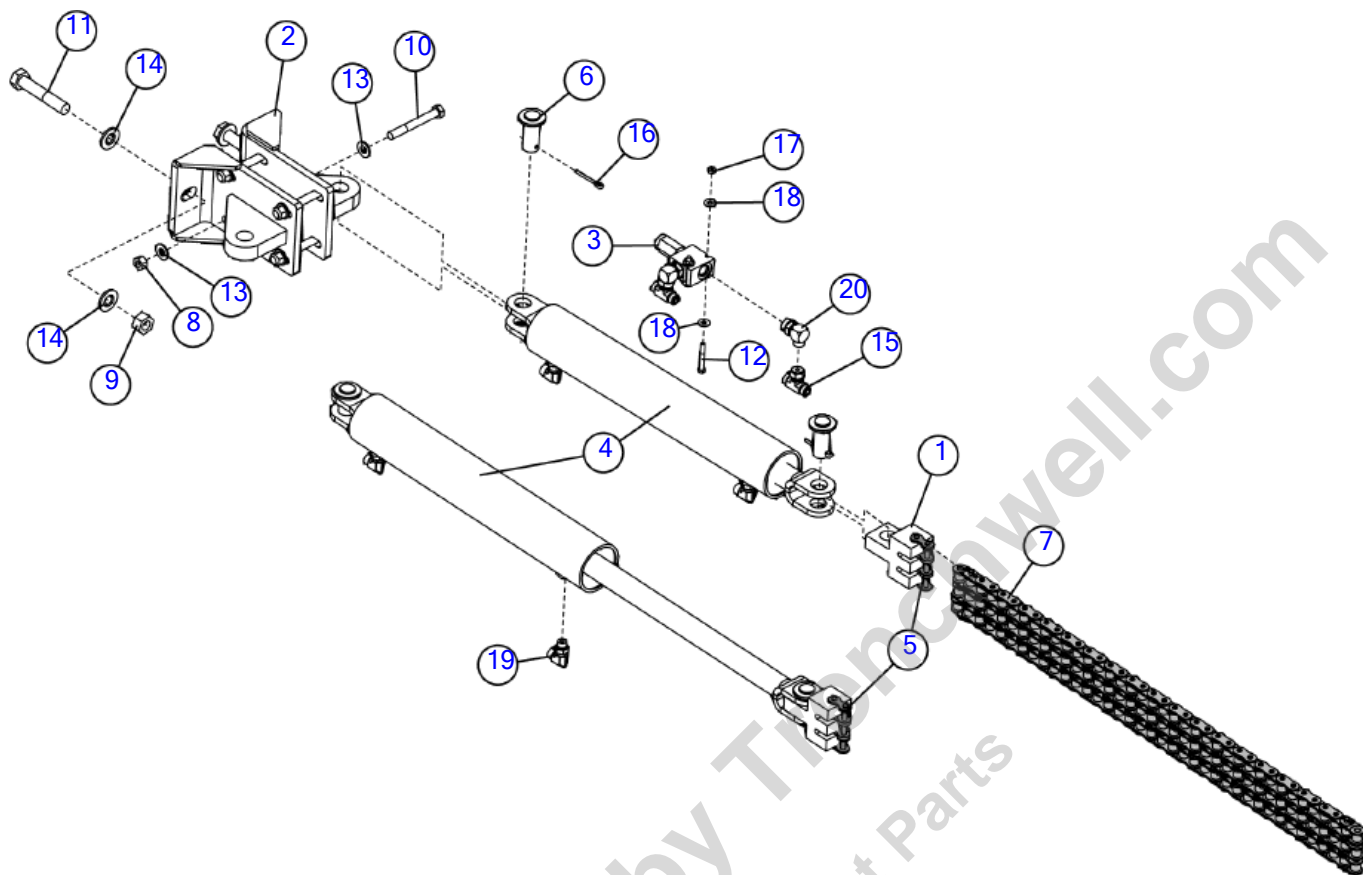


Illustration No: 163636493 - Not For Ordering

Cylinder- Tub Cover Swing (SN 105 -)

Fig 09-15R01

REF NO.	PART NO.	DESCRIPTION	QTY.	REMARKS
1	142358001	CHAIN COUPLER	2	
2	163636132	WELDMENT - ROTATE CYL MOUNT	2	
3	163643714	VALVE-CROSS PORT RELIEF 3000PSI	1	
4	163733079	CYLINDER-HYD-3" BORE X 16" STROKE W/VALVE IN PISTO	2	
5	1775005	LINK- 80-3 CONNECTOR	2	
6	1795013	CYLINDER PIN-1X2 USEABLE LENG.	4	
7	180019925	CHAIN 80 3 36 PITCHES	1	
8	235731001	NUT-1/2-13 GR8 ZYC	4	
9	235739001	NUT-3/4-10 GR8 ZYC	2	
10	75381040	BOLT-1/2-UNCX4 GRADE 8 HEX- YZ	4	
10	(238244001)	BOLT 1/2"-13 X 4"GR8 HEX Y/ZIN	4	
11	238881001	BOLT-3/4-10 X 4 HHCS GR8 ZY	2	
12	248197001	BOLT-1/4-20X2 GR.8 ZINC PLTD	2	
13	252253001	WASHER-1/2 SAE FLAT ZP	8	
14	295016001	WASHER, SAE FLAT-.75 -.81X1.50-.14-YZ	4	
15	296254833	FITTING - BTEE - 6MORFF - 6MORFF - 6FSORFF	2	
16	510023	COTTER PIN-3/16" X 1 3/4"	4	
17	510313501	NUT-TLHEX-.25-20-A-YZ	2	
18	510337603	WASHER FLATSTD .25 .31 X .75 .07 YZ	4	
19	72444001	FITTING - 90 - 6MORFF - 6MORBA	4	
20	97685001	FITTING-8MOR X 6MORFS 90 DEG.	2	

Cover- Front Support Post Hydraulic
Fig 09-16

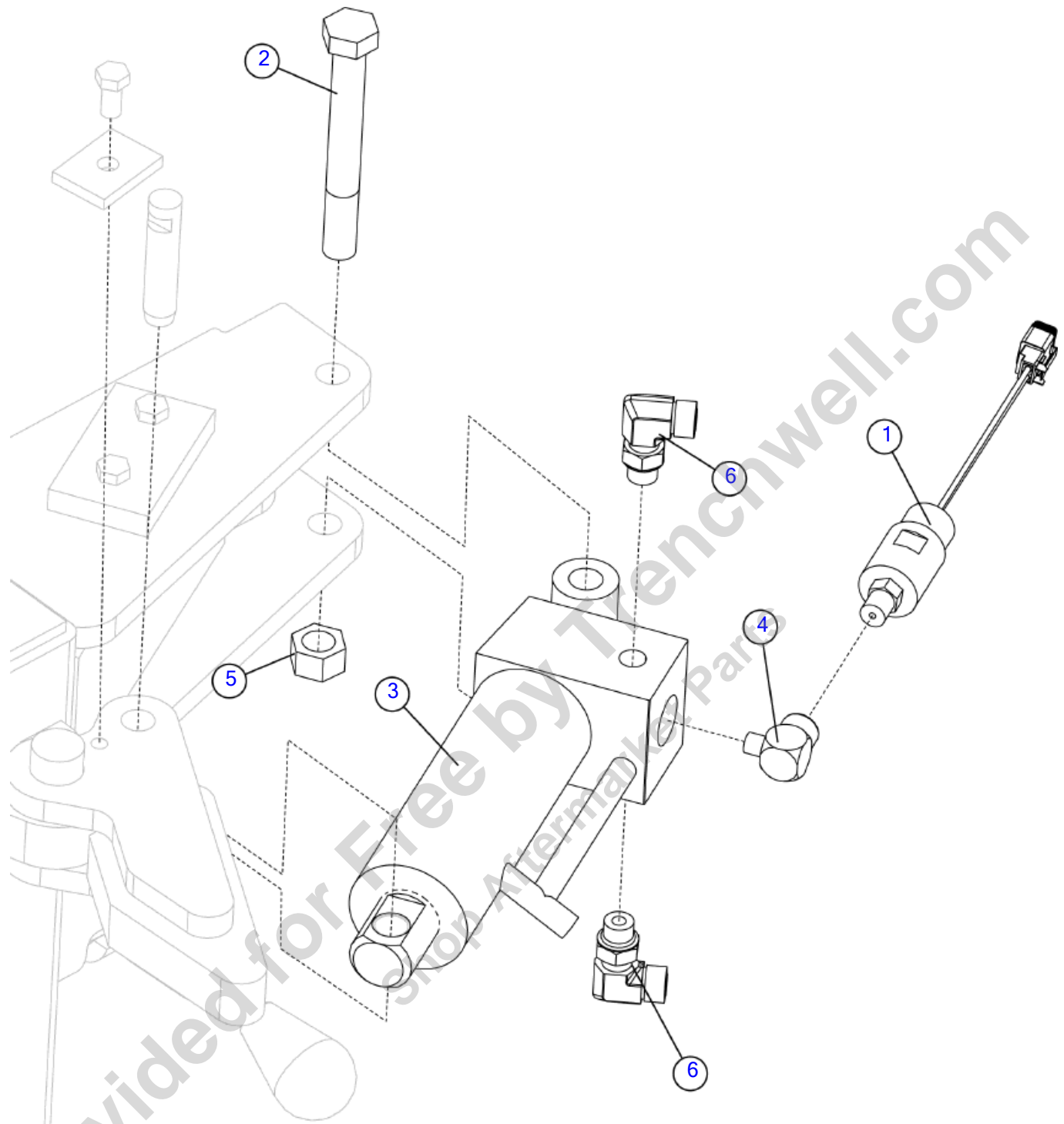


Illustration No: 163636327 - Not For Ordering

Cover- Front Support Post Hydraulic
Fig 09-16

REF NO.	PART NO.	DESCRIPTION	QTY.	REMARKS
1	147843001	SWITCH - PRESSURE 600 PSI (SPST) N.O.	1	
2	160762001	BOLT- 5/8 - 11 X 5 HHCS GR.8 ZY	1	
3	163646854	CYLINDER 2in BORE X 3in STROKE	1	
	163646855	CYLINDER - 2" BORE X 3' STROKE SEAL KIT	1	
4	180007300	FITTING-90-2MNPT-4FNPT	1	
5	238221001	NUT - HEX -.63 - 11 - GR8 - YZ	1	
6	72444001	FITTING - 90 - 6MORFF - 6MORBA	2	

Provided for Free by Trenchwell.com
Shop Aftermarket Parts

Rear Support Post- Hydraulic

Fig 09-17

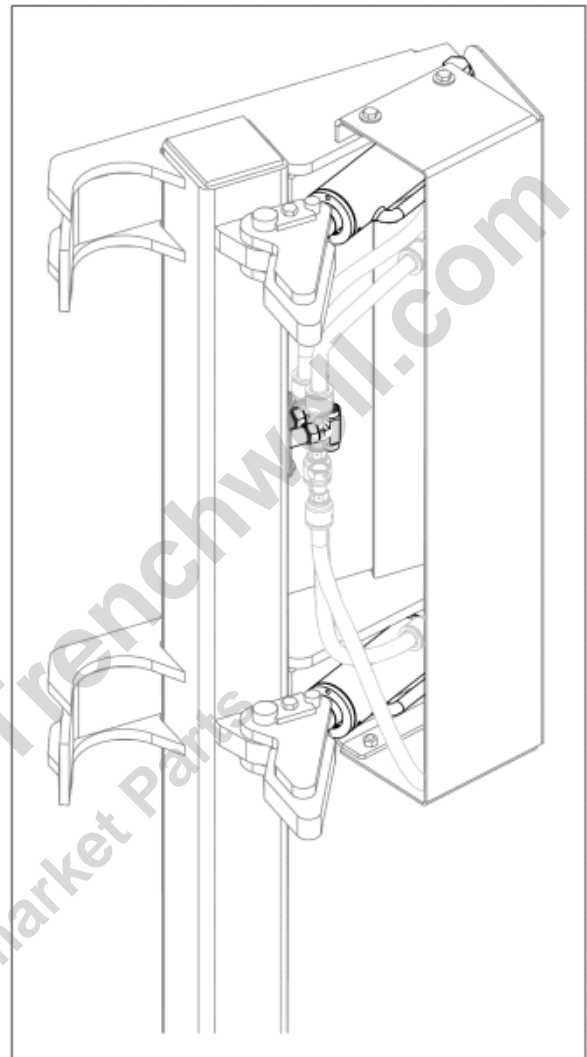
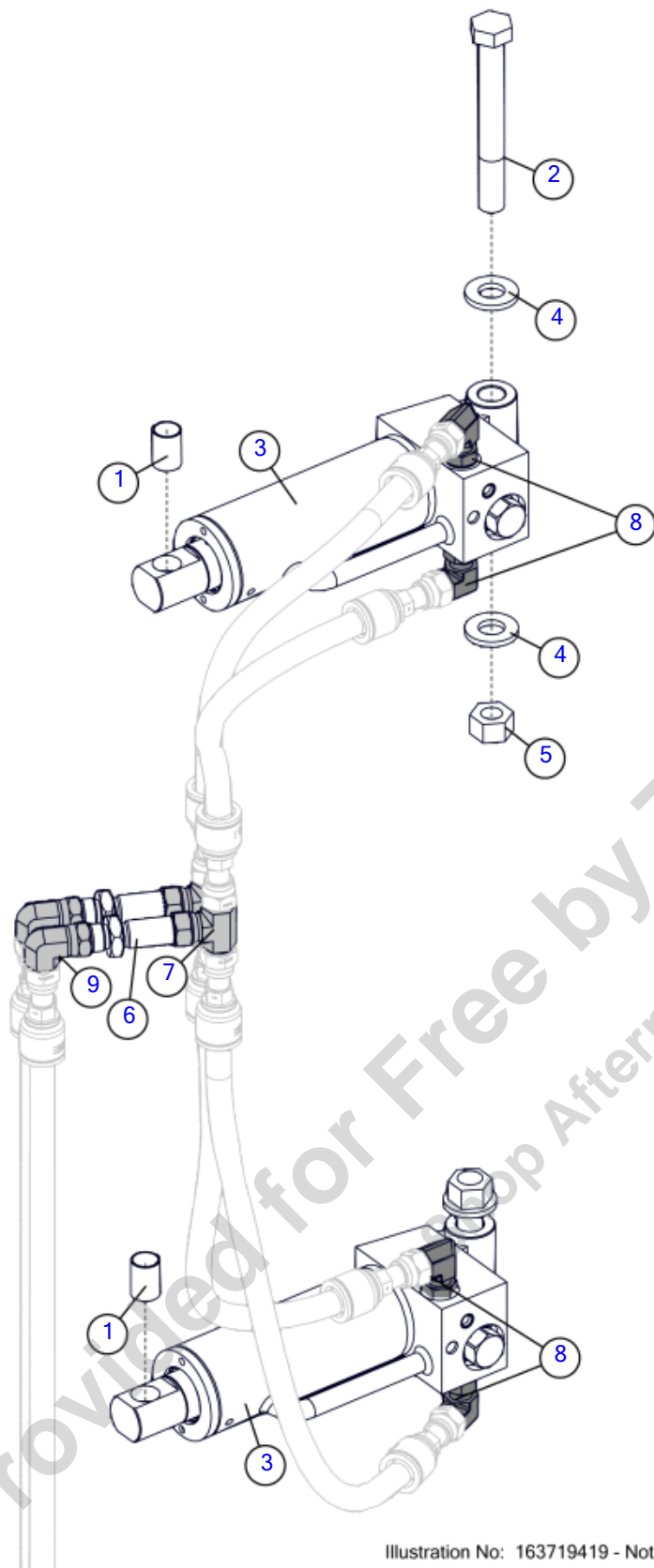


Illustration No: 163719419 - Not For Ordering

Rear Support Post- Hydraulic

Fig 09-17

REF NO.	PART NO.	DESCRIPTION	QTY.	REMARKS
1	142964001	BUSHING-5/8" ID. X 1" DU	2	
2	160762001	BOLT- 5/8 - 11 X 5 HHCS GR.8 ZY	2	
3	163719340	CYLINDER-HYD-2" BORE X 3" STROKE	2	
	180027697	2" REPAIR KIT (1.25/.75)	A/R	
4	235715001	WASHER-FLATSTRL-.63-.66 X 1.31-.15-YZ-A325	4	
5	250513001	NUT - 5/8NC Gr8 TOP LOCK Y/ZINC	2	
6	296254812	FITTING - BHSTR - 6MORFF - 6MORFF	2	
7	296254833	FITTING - BTEE - 6MORFF - 6MORFF - 6FSORFF	2	
8	72444001	FITTING - 90 - 6MORFF - 6MORBA	4	
9	72445001	FITTING-6C6OLO	2	

Provided for Free by Trenchwell.com
Shop Aftermarket Parts

Valve- Tub Drive

Fig 09-18

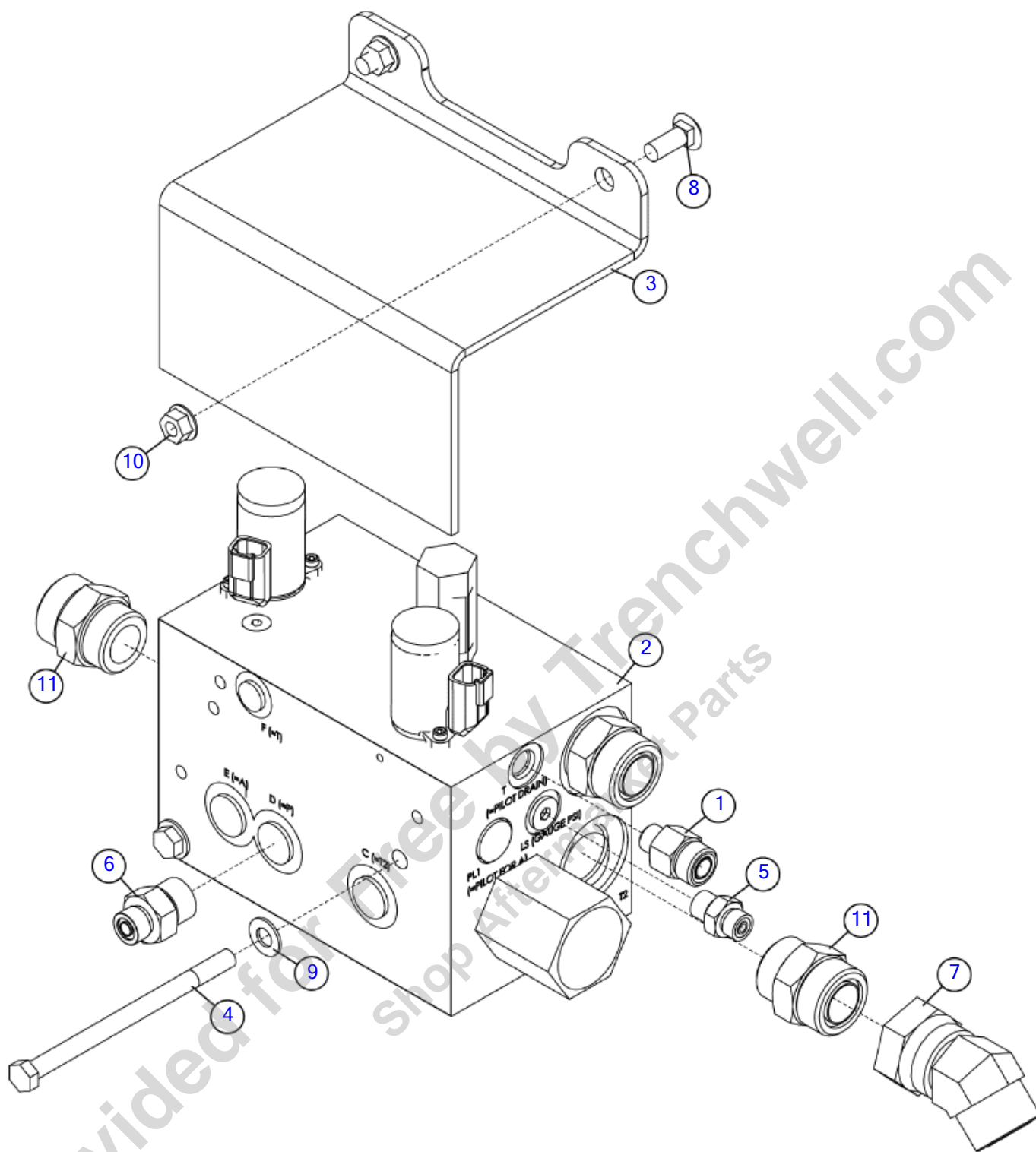


Illustration No. 163636316- Not For Ordering

Valve- Tub Drive

Fig 09-18

REF NO.	PART NO.	DESCRIPTION	QTY.	REMARKS
1	121439001	FITTING - STR - 8MORFF - 6MORB	1	
2	163636625	VALVE - 24V PROP 4 WAY 3 POS TUB	1	Breakdown Fig. 9-18T01
3	163636846	GUARD - TUB VALVE	1	
4	244066001	BOLT-3/8-16X5 1/2 GD 8 ZYC	2	
5	278947001	FITTING-STR-4MORFF-6MORB	1	
6	400000009	FITTING 10M X 6ORS - ST/1.54 G	1	
7	404906001	FITTING - 45-16MORFF-16FORFF	1	
8	510308110	BOLT-CARG-.38-16X1.00-GR5-YZ	2	
9	510337635	WASHER-FLATSAE-.38-.41X.81-16G-YZ	2	
10	510352503	NUT-SMFLGTL-.38-16-F-YZ	2	
11	72407001	FITTING - STR - 16MORFF - 16MORB	4	

Provided for Free by Trenchwell.com
Shop Aftermarket Parts

Breakdown- Tub Drive Valve

Fig 09-18T01

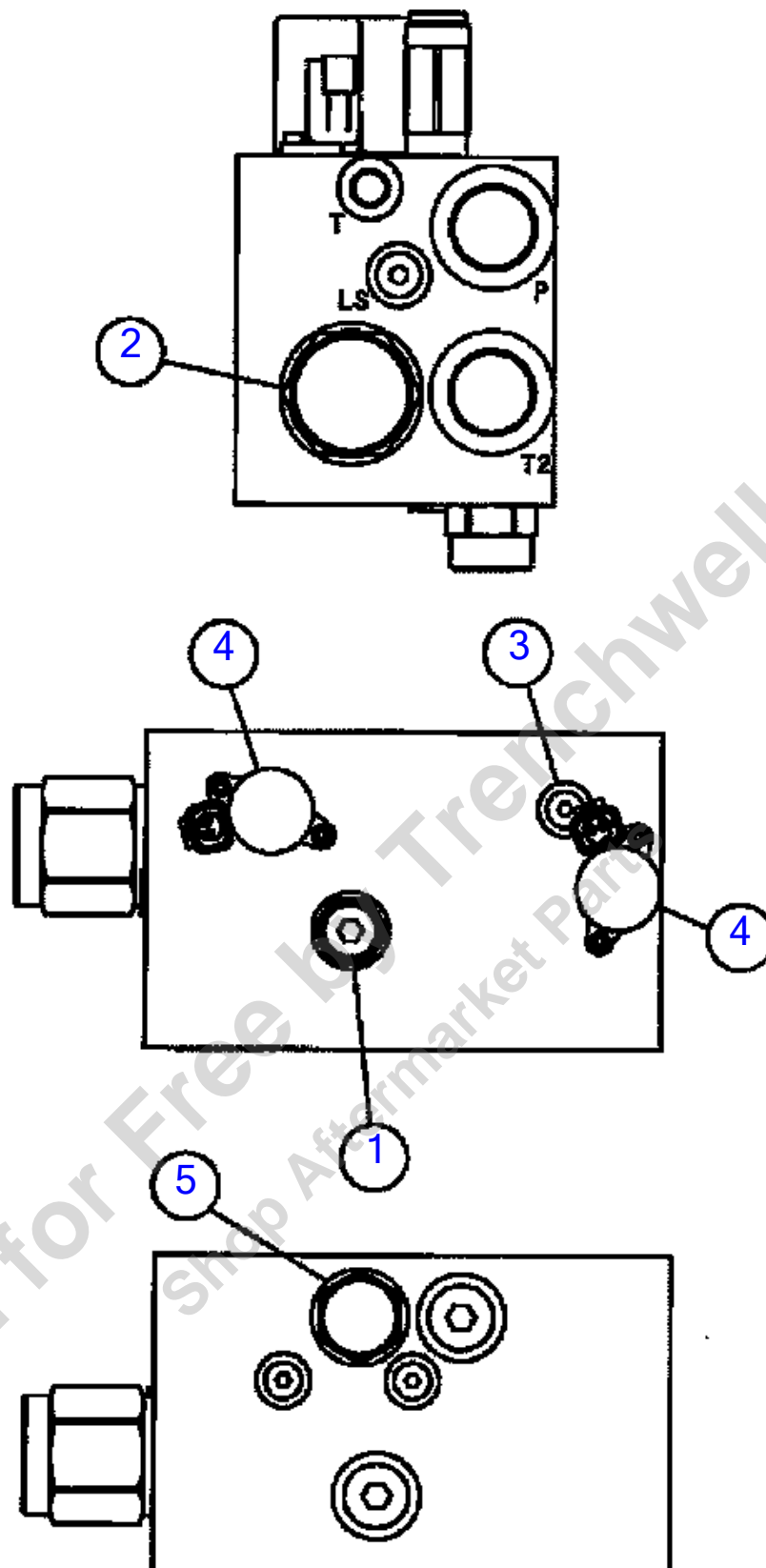


ILLUSTRATION NO. 18386626_BD

Breakdown- Tub Drive Valve

Fig 09-18T01

REF NO.	PART NO.	DESCRIPTION	QTY.	REMARKS
1	180009862	RELIEF VALVE	1	
	228128001	VALVE-3 SECTION 3-WAY SOLENOID	1	
2	180009869	PROPORTIONAL VALVE	1	
	180010545	SEAL KIT	1	
3	230746013	VALVE CARTRIDGE	1	
	151944001	SEAL KIT	1	
4	625602001	VALVE SOLENOID	2	
	625603001	SEAL KIT	2	
5		PILOTED SPOOLED VALVE	1	
	228096007	SEAL KIT	1	
	163636625	VALVE - 24V PROP 4 WAY 3 POS TUB	1	Includes Ref. #'s 1-5

Provided for Free by Trenchwell.com
Shop Aftermarket Parts

Hoses- Tub Cover
Fig 09-19

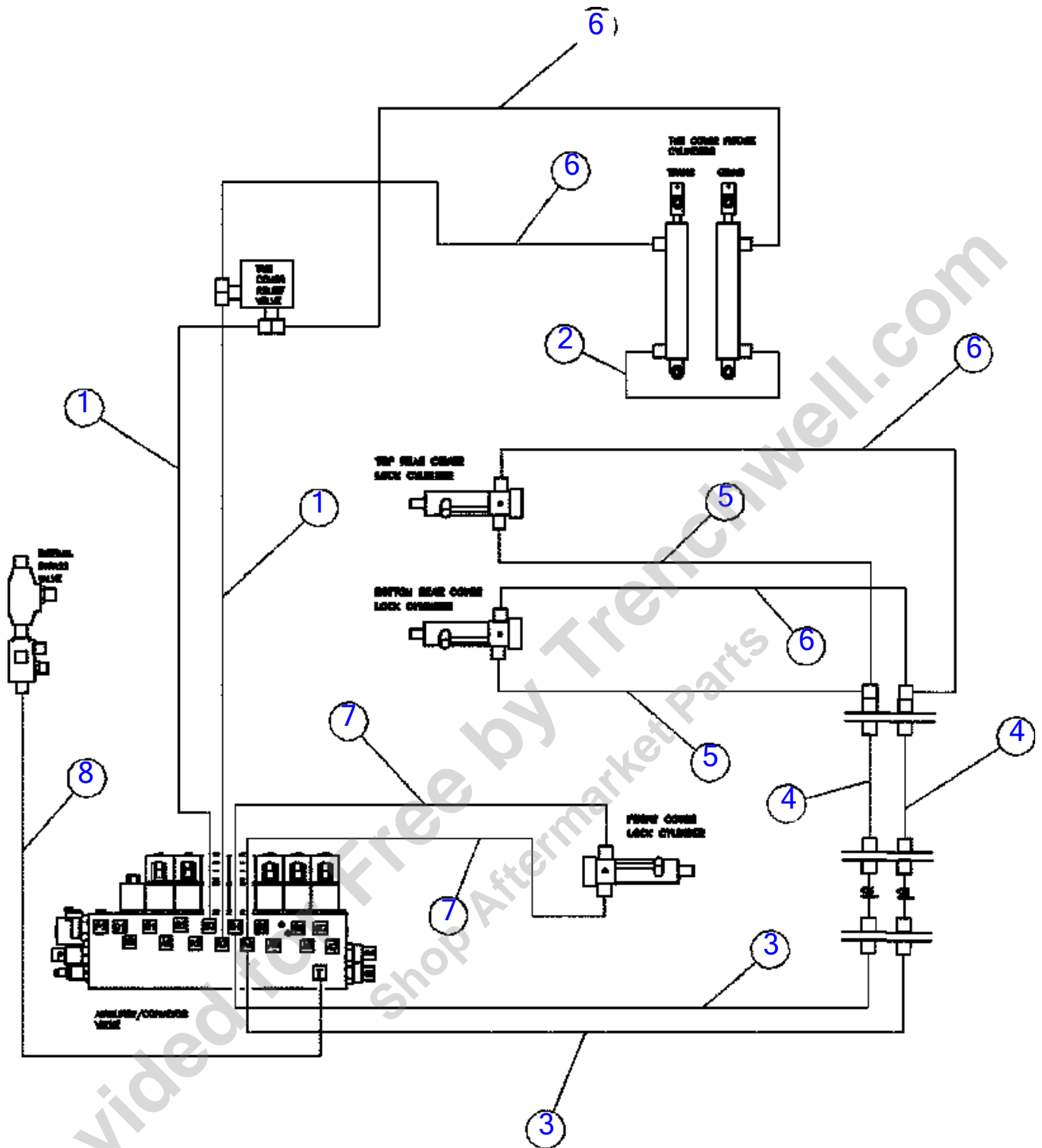


ILLUSTRATION NO: 1636B5603

Hoses- Tub Cover

Fig 09-19

REF NO.	PART NO.	DESCRIPTION	QTY.	REMARKS
1	163646193	HOSE-HYD-.38-154-6FSORFF-ST/ST-M3K -3000PSI-100R17	2	
2	163646196	HOSE-HYD-.38-22-6FSORFF-ST/ST-M3K -3000PSI-100R17	1	
3	163646197	HOSE-HYD-.38-104-6FSORFFST-8FSORFFST-M3K -3000PSI-	2	
4	163646198	HOSE-HYD-.38-79-8FSORFFST-6FSORFFST-M3K -3000PSI-1	2	
5	163646199	HOSE-HYD-.38-19-6FSORFF-ST/ST-M3K -3000PSI-100R17	2	
6	163646177	HOSE-HYD-.38-16-6FSORFF-ST/ST-M3K -3000PSI-100R17	4	
7	163646190	HOSE-HYD-.38-313-6FSORFF-90/ST-M3K -3000PSI-100R17	2	
8	163646194	HOSE-HYD-1.00-119-16FSORFF-ST/90-GMV	1	

Provided for Free by Trenchwell.com
Shop Aftermarket Parts

Hydraulic Gauges

Fig 09-20

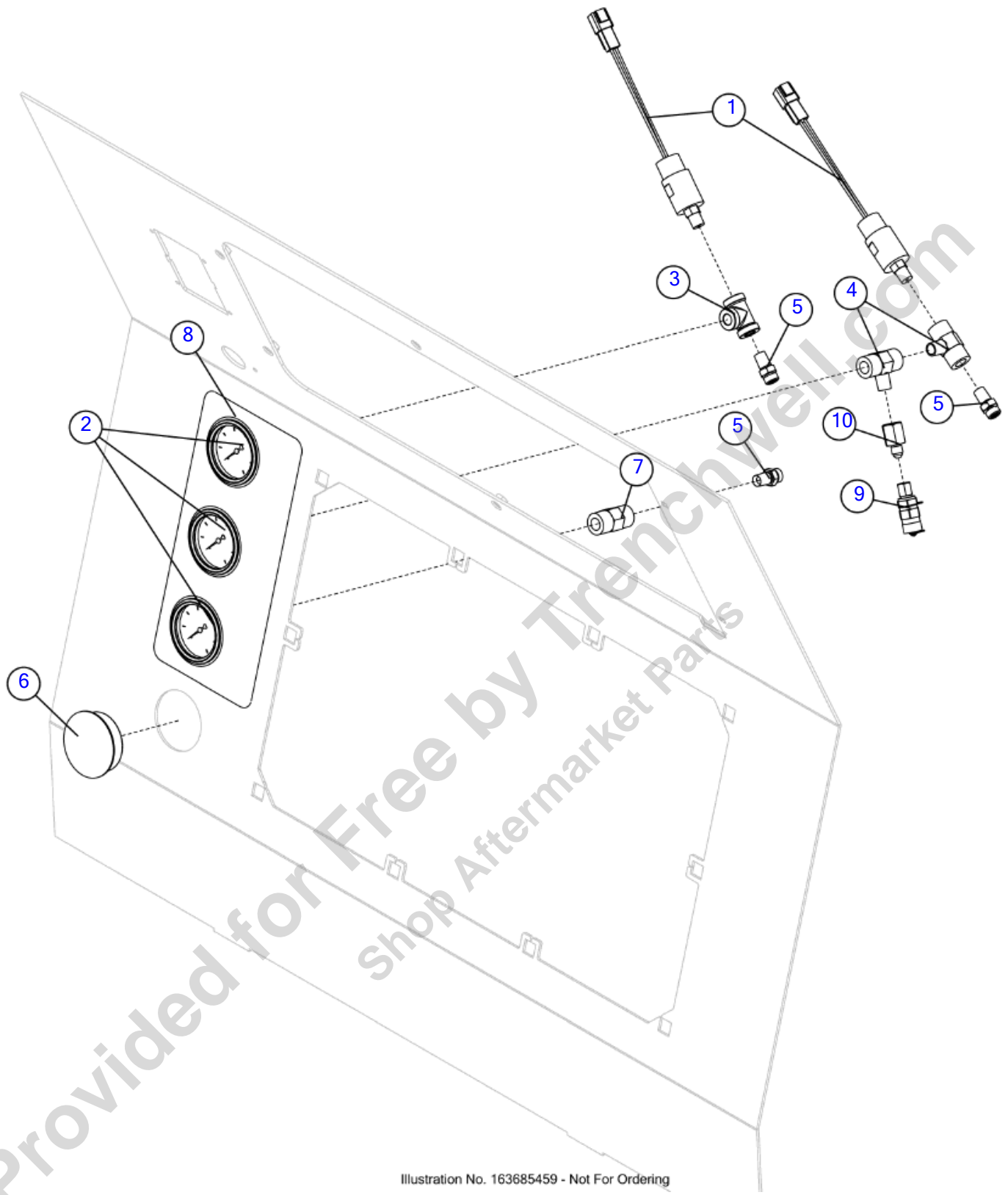


Illustration No. 163685459 - Not For Ordering

Hydraulic Gauges

Fig 09-20

REF NO.	PART NO.	DESCRIPTION	QTY.	REMARKS
1	149139001	SWITCH - PRESSURE 2800 PSI (SPST) N.C.	2	
2	156403001	GAUGE - 2 1/2 DIA. 0-5000 PSI	3	
3	210788001	PIPE TEE-1/4F X 1/4F X 1/4F	1	
4	236001	TEE-1/4 F X 1/4 F X 1/4 M	2	
5	242538001	FITTING-1/4MNPT X 4 FFOR	3	
6	265289001	PLUG - HOLE 2.5 DIA. BLACK	1	
7	277429001	FITTING - CPLG - 4FNPT - 4FNPT	1	
8	700IF796	DECAL-PRESSURE GAUGES	1	
9	83015001	FITTING-4F JIC DIAGNOSTIC	1	
10	68786001	FITTING-1/4FX4M JIC SOLID STR.	1	
10	(97368001)	FITTING-4M JICX1/4F STR. CONN.	1	

Provided for Free by Trenchwell.com
Shop Aftermarket Parts

Safety
Fig 09-21

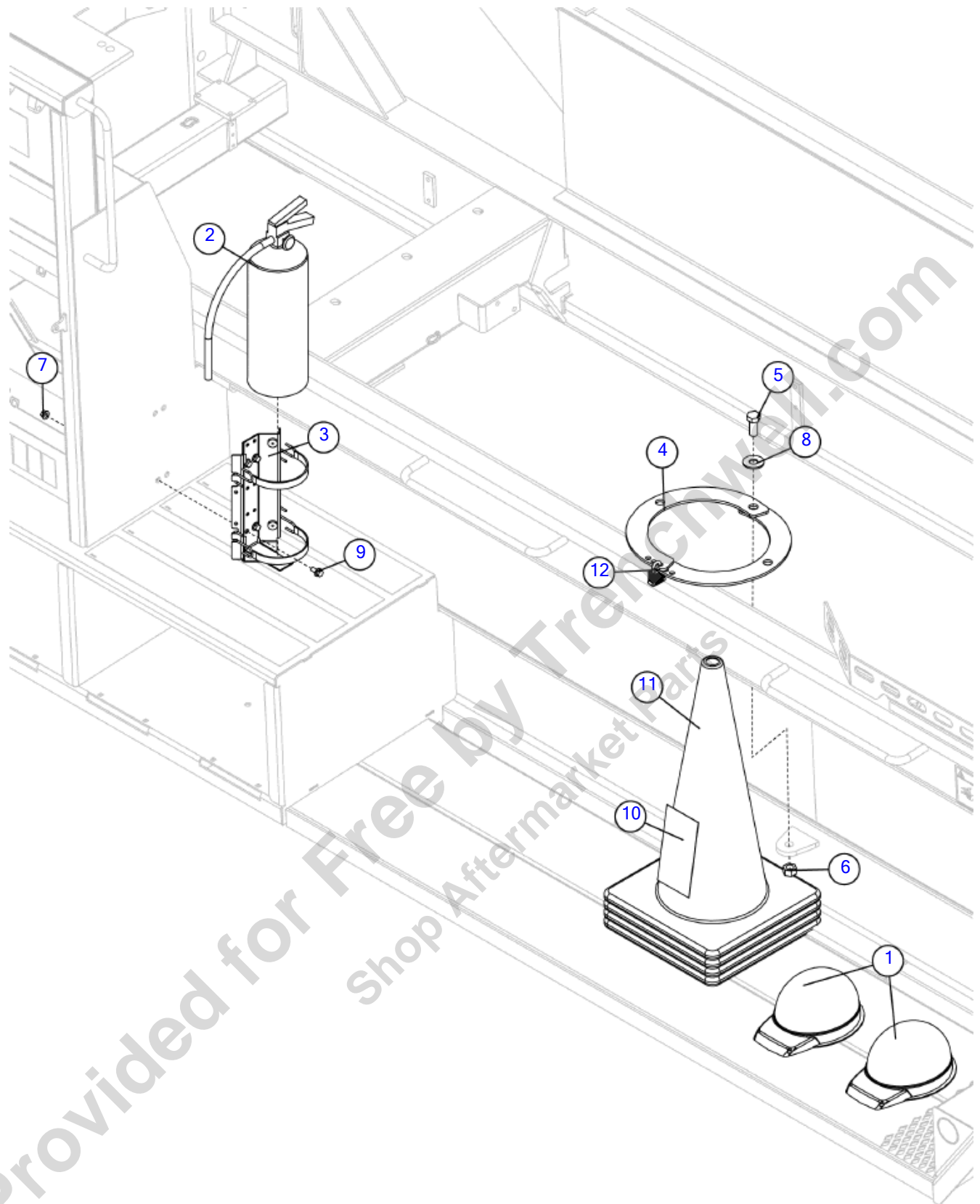



Illustration No. 163636935 - Not For Ordering

Safety
Fig 09-21

REF NO.	PART NO.	DESCRIPTION	QTY.	REMARKS
1	145629001	OMEGA IIR 6-POINT RACHET HELMET-WHITE	2	
2	158307001	FIRE EXTINGUISHER 10LB. 10A60BC	1	
3	158309001	ASSY-FIRE EXTINGUISHER BRACKET	1	
4	163622122	PLATE-CONE HOLDER	2	
5	243905001	SCREW HCS .75 10X1.75 GR8 YZ	1	
6	397001	NUT-3/4-10 GR 8 SLTL	1	
6	(250510001)	NUT 3/4 NC Gr8 SLTL Y/ZINC	1	
7	510315411	NUT-HEXFLGL-.38-16-GR2-YZ	4	
8	510337617	WASHER-FLATSTD-.75-.81X2.00-.15-YZ	1	
9	510346206	SCREW FLGWZ .38,16 X .75,GR2,YZ	4	
10	7000A676	DECAL-WARNING	4	Domestic
	700IA676	DECAL-WARNING	4	International
11	904541001	CONES-ORANGE PVC	4	
12	94119001	PADLOCK (KEYED-ALIKE LOCK)	1	

Provided for Free by Trenchwell.com
Shop Aftermarket Parts

Hose Clamps



Provided for Free by TrotterChowell.com
Shop Aftermarket Parts

Hose Clamps

Hose Clamps- Frame	Fig 10-01
Hose Clamps- Lower Conveyor	Fig 10-02
Hose Clamps- Upper Conveyor	Fig 10-03
Hose Clamps- Tub Table	Fig 10-04
Hose Clamps- Engine Subframe	Fig 10-05
Hose Clamps- Loader	Fig 10-06

Provided for Free by Trenchwell.com
Shop Aftermarket Parts

Hose Clamps- Frame

Fig 10-01



Illustration No: 163685647 - Not For Ordering

Hose Clamps- Frame

Fig 10-01

REF NO.	PART NO.	DESCRIPTION	QTY.	REMARKS
1	100821001	CLAMP-HOSE	10	
2	101510003	POST-CLAMP SERIES 3 5/16-18	29	
3	101510005	POST-CLAMP SERIES 20 7/16-14	16	
4	101510007	POST-CLAMP SERIES 15 7/16-14	50	
5	101510009	POST-CLAMP SERIES 3 1/4-20	9	
6	101511001	CLAMP-CUSH. #3-0.500 DIA.HALF	12	
7	101511011	CLAMP-CUSH. #20-1.687 DIA.HALF	2	
8	101511013	CLAMP-CUSH.#3-.687 DIA. HALF	32	
9	101511017	CLAMP-CUSH.#15-1.500 DIA. HALF	16	
10	101511021	CLAMP-CUSH.#15-1.000 DIA.HALF	12	
11	101511027	CLAMP-CUSH.#3-.75 DIA. HALF	16	
12	110385001	BAR-HOSE CLAMP #20	2	
13	121385001	BAR-HOSE CLAMP SINGLE	3	
14	155440001	BAR - DOUBLE #20 HOSE CLAMP	4	
15	155442001	BAR - SINGLE #3 HOSE CLAMP	4	
16	156280001	CLAMP - CUSH.#15-TWIN 15-R -.750H -.750H	2	
17	160025001	CUSHION - TWIN .625H SERIES 15	12	
18	160782001	CUSHION #15 - .500 DIA.	10	
19	160783001	CUSHION #20 - 1.625 DIA.	14	
20	160784001	CUSHION - #20 - .750 DIA.	4	
21	163646141	PLATE - BLKHD 3 #15- 4X6ORFF	1	
22	163646656	TUBE-HYD-TG5000 CONVEYOR MOTOR	2	
23	250515001	WASHER - 7/16 HARD SAE	49	
24	250539001	BOLT-7/16-14 X 1 GR8 HEX	49	
25	250645001	BOLT-7/16-14 X 4 GR8 Y/ZINC	2	
26	400011001	FITTING-BHRTEE-6MORFF-6MORFFBH-6MORFF	2	
27	403419001	CUSH - TWIN #15-R.812H-.812H	12	
28	4473006	SCREW-FLGWZ-.25-20X.75-GR2-CZ	38	
29	480009	WASHER-7/16 S/T LOCK	2	
30	72064005	PLATE-TOP CLAMP	1	
31	72064011	CLAMP - 2.5 ID HOSE	2	
32	81911001	FITTING-6MORS(BULK)X6MORS STR.	2	
33	99820001	BAR-HOSE CLAMP	8	

Hose Clamps- Lower Conveyor

Fig 10-02

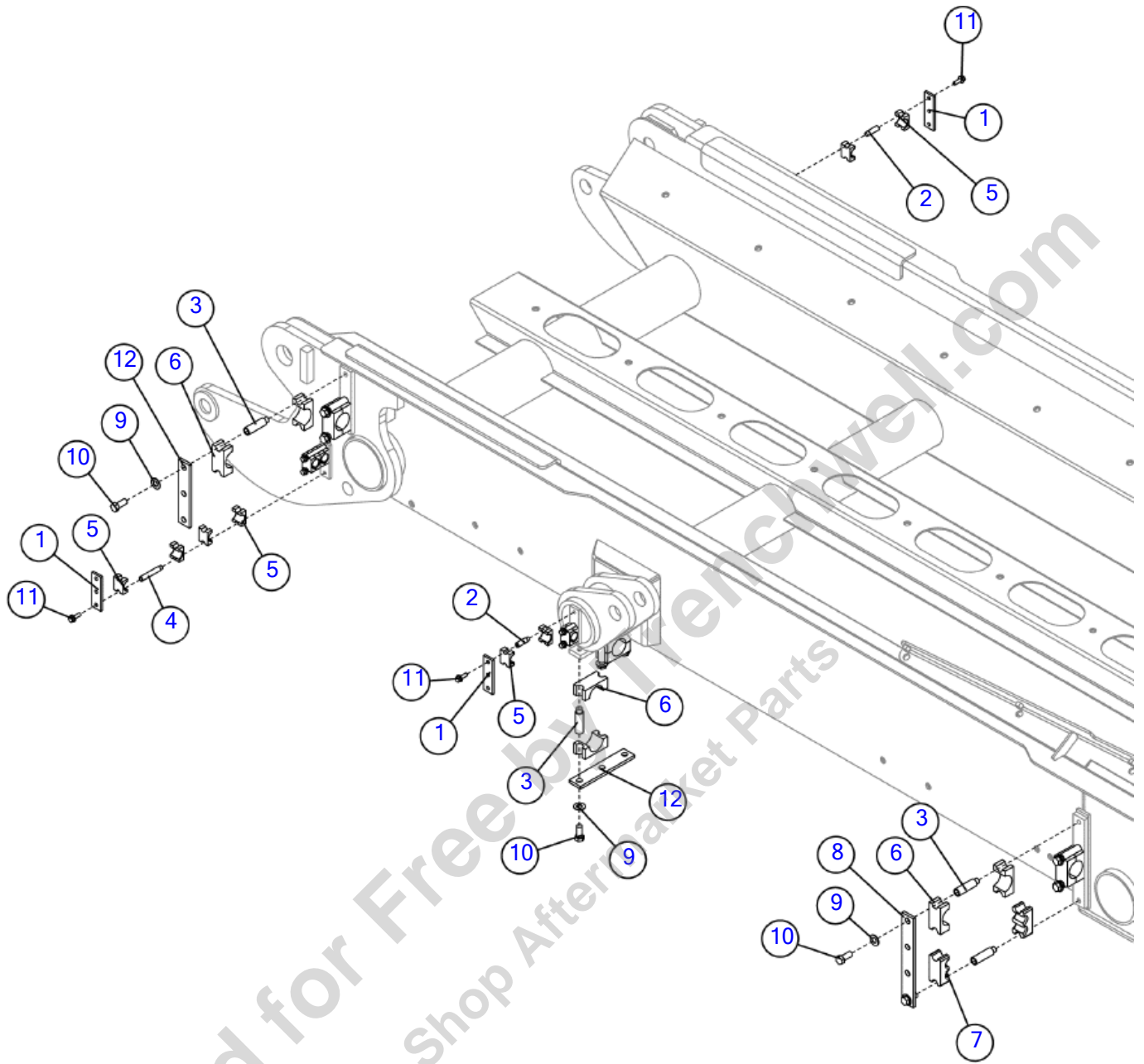


Illustration No: 163646063 - Not For Ordering

Hose Clamps- Lower Conveyor

Fig 10-02

REF NO.	PART NO.	DESCRIPTION	QTY.	REMARKS
1	100821001	CLAMP-HOSE	3	
2	101510003	POST-CLAMP SERIES 3 5/16-18	6	
3	101510007	POST-CLAMP SERIES 15 7/16-14	10	
4	101510009	POST-CLAMP SERIES 3 1/4-20	3	
5	101511013	CLAMP-CUSH.#3-.687 DIA. HALF	16	
6	101511017	CLAMP-CUSH.#15-1.500 DIA. HALF	12	
7	160025001	CUSHION - TWIN .625H SERIES 15	2	
8	160692001	BAR - #15 TOP 4 HOLE	1	
9	250515001	WASHER - 7/16 HARD SAE Y/ZINC	10	
10	250539001	BOLT-7/16-14 X 1 GR8 HEX Y/ZI	10	
11	4473006	BOLT-1/4-20X3/4 FLG WHIZ	9	
12	99820001	BAR-HOSE CLAMP	2	

Provided for Free by Trenchwell.com
Shop Aftermarket Parts

Hose Clamps- Upper Conveyor

Fig 10-03

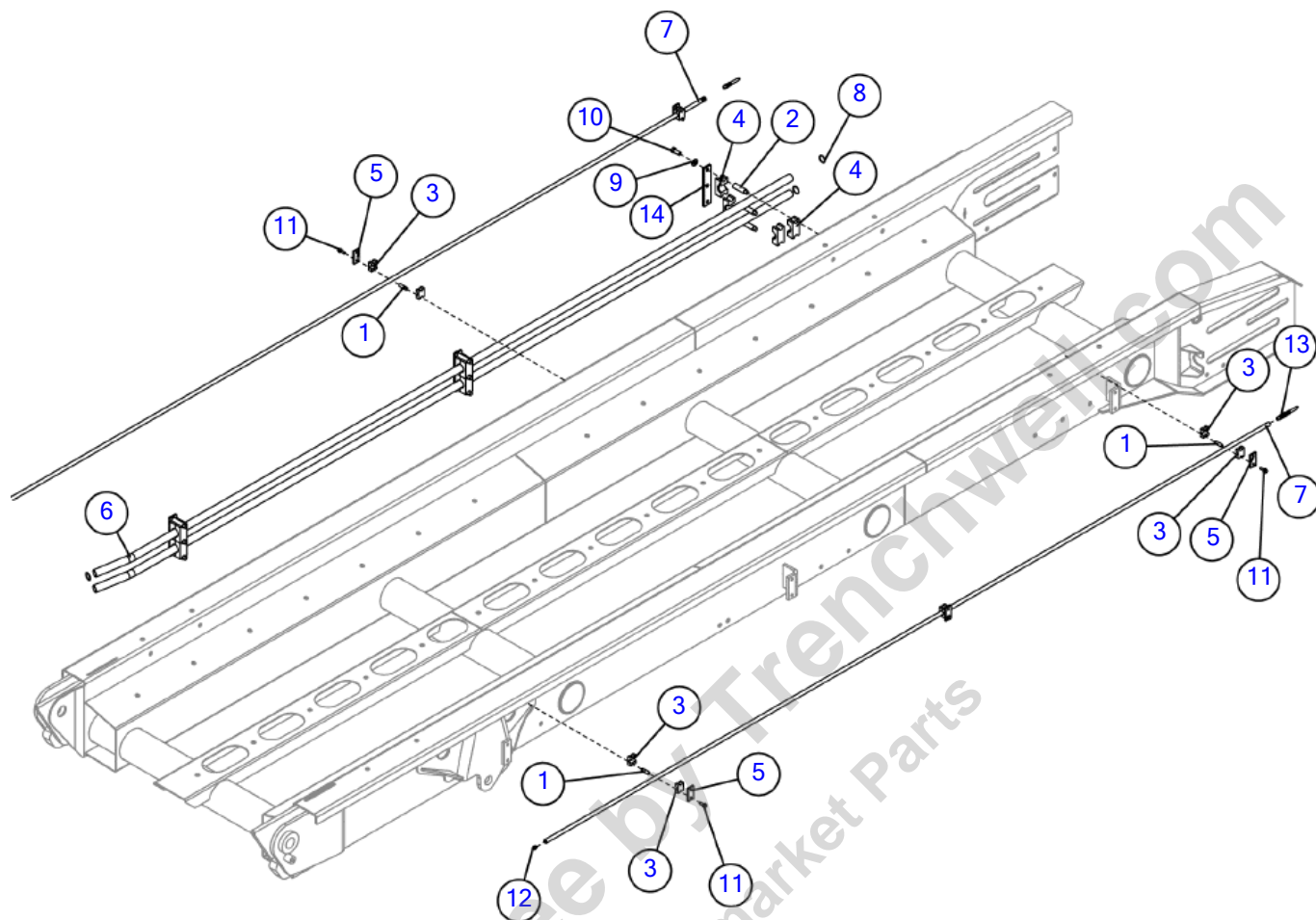


Illustration No: 163646064 - Not For Ordering

Hose Clamps- Upper Conveyor

Fig 10-03

REF NO.	PART NO.	DESCRIPTION	QTY.	REMARKS
1	101510003	POST-CLAMP SERIES 3 5/16-18	12	
2	101510007	POST-CLAMP SERIES 15 7/16-14	9	
3	101511001	CLAMP-CUSH. #3-0.500 DIA.HALF	12	
4	101511021	CLAMP-CUSH.#15-1.000 DIA.HALF	12	
5	155442001	BAR - SINGLE #3 HOSE CLAMP	6	
6	163635877	TUBE - HYD. CONVEYOR DRIVE	2	
7	163635880	TUBE - GREASE	2	
8	19876047	O-RING - 405895 90D	4	
9	250515001	WASHER - 7/16 HARD SAE Y/ZINC	9	
10	250539001	BOLT-7/16-14 X 1 GR8 HEX Y/ZI	9	
11	4473006	BOLT-1/4-20X3/4 FLG WHIZ	12	
12	586001	ZERK 1/8in ST NPT GREASE ZYC	2	
13	601695001	FITTING M P SWVL ADAPT 1/8X 1/8	2	
14	99820001	BAR-HOSE CLAMP	3	

Provided for Free by Trenchwell.com
Shop Aftermarket Parts

Hose Clamps- Tub Table

Fig 10-04

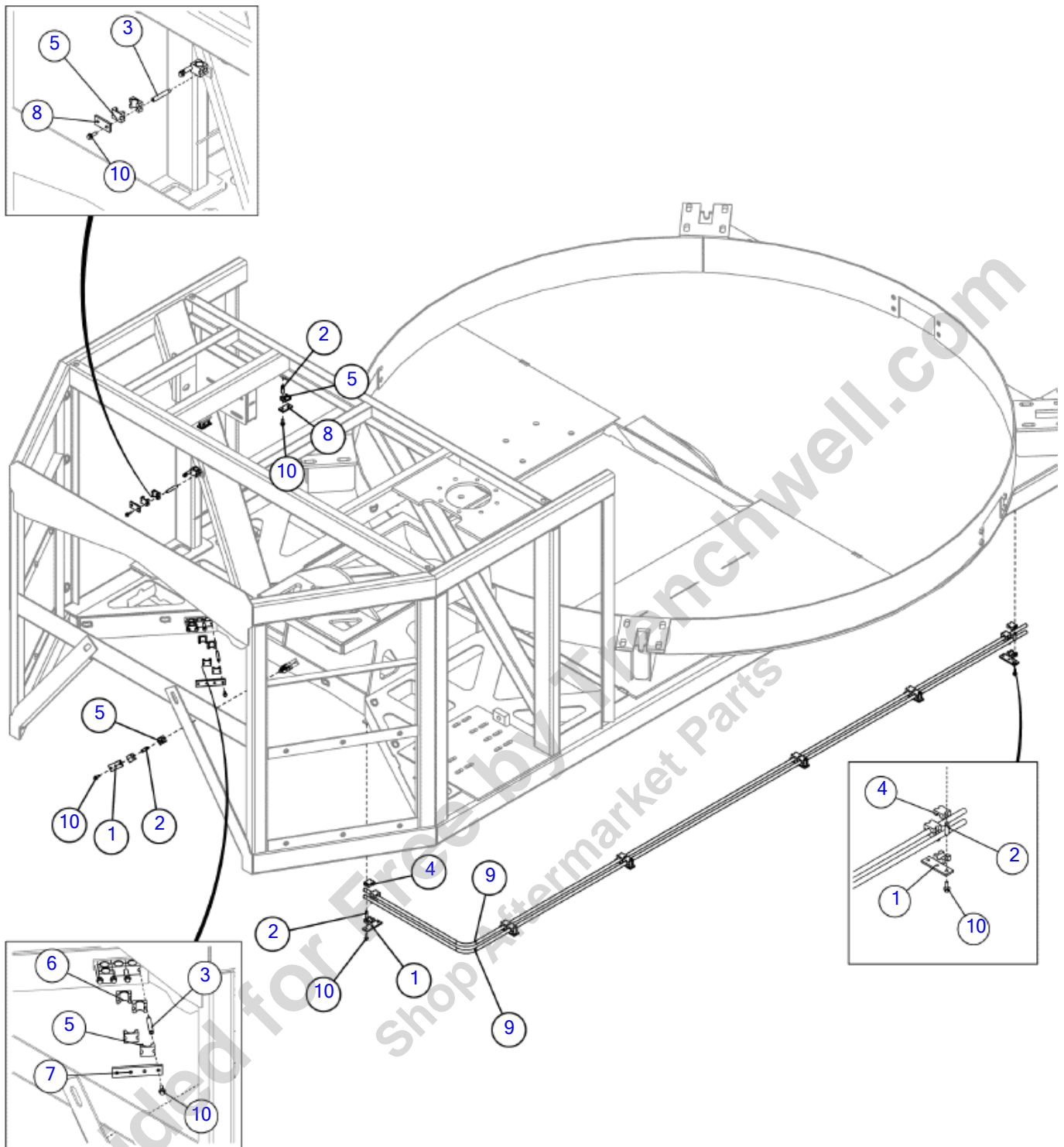


Illustration No: 163646065 - Not For Ordering

Hose Clamps- Tub Table

Fig 10-04

REF NO.	PART NO.	DESCRIPTION	QTY.	REMARKS
1	100821001	CLAMP-HOSE	7	
2	101510003	POST-CLAMP SERIES 3 5/16-18	25	
3	101510009	POST-CLAMP SERIES 3 1/4-20	6	
4	101511001	CLAMP-CUSH. #3-0.500 DIA. HALF	24	
5	101511013	CLAMP-CUSH.#3-.687 DIA. HALF	22	
6	101511028	CLAMP-CUSH. #3-.812 DIA. HALF	2	
7	104601001	TOP-#3-3 HOSE CLAMP	1	
8	155442001	BAR - SINGLE #3 HOSE CLAMP	3	
9	163636771	TUBE - REAR TORS LOCK	2	
10	4473006	BOLT-1/4-20X3/4 FLG WHIZ	31	

Provided for Free by Trenchwell.com
Shop Aftermarket Parts

Hose Clamps- Engine Subframe

Fig 10-05

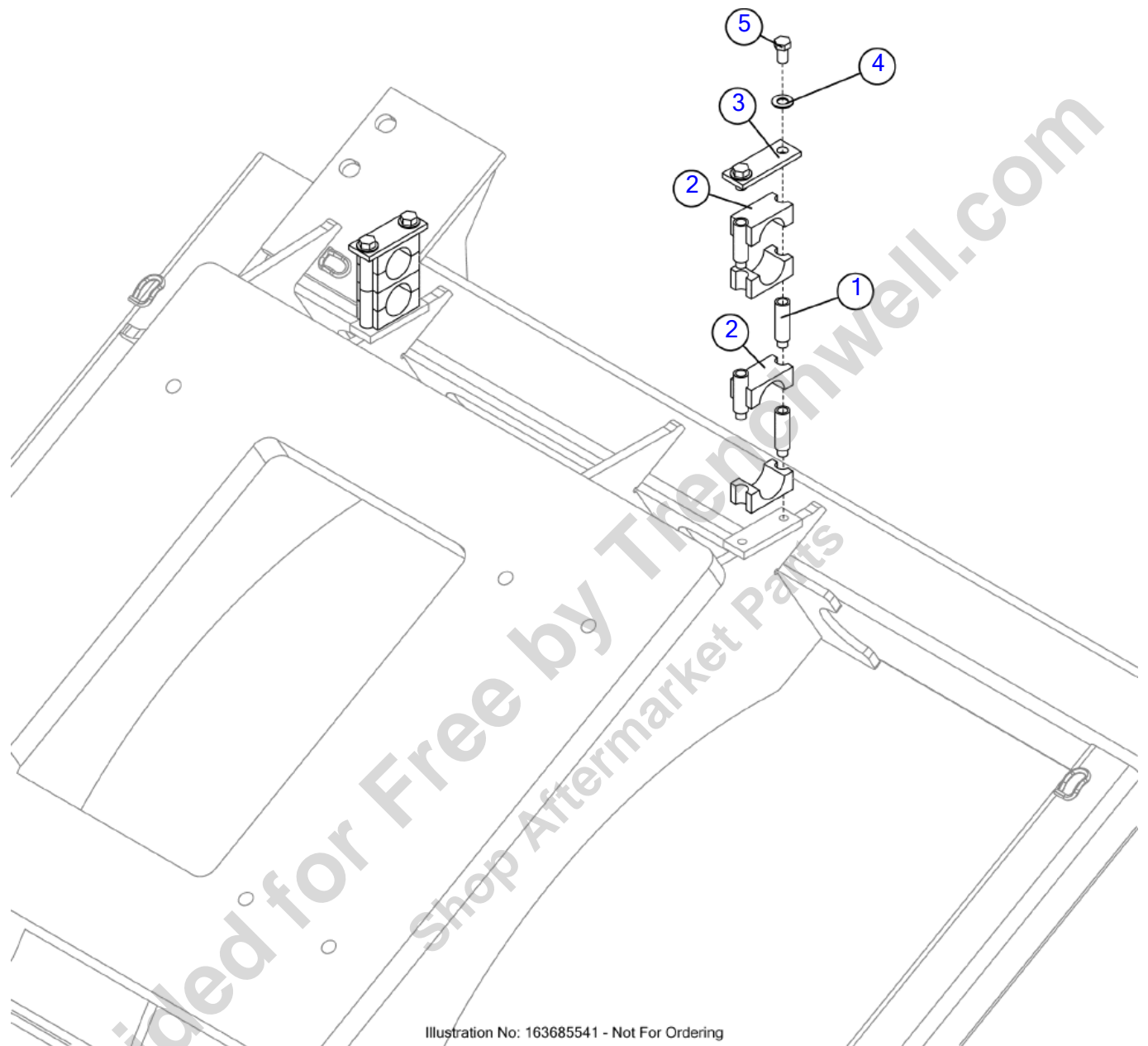


Illustration No: 163685541 - Not For Ordering

Hose Clamps- Engine Subframe

Fig 10-05

REF NO.	PART NO.	DESCRIPTION	QTY.	REMARKS
1	101510007	POST-CLAMP SERIES 15 7/16-14	8	
2	101511017	CLAMP-CUSH.#15-1.500 DIA. HALF	8	
3	121385001	BAR-HOSE CLAMP SINGLE	2	
4	250515001	WASHER - 7/16 HARD SAE Y/ZINC	4	
5	276023001	BOLT-7/16-14X3/4 GR8 ZNC PLT	4	

Provided for Free by Trenchwell.com
Shop Aftermarket Parts

Hose Clamps- Loader

Fig 10-06

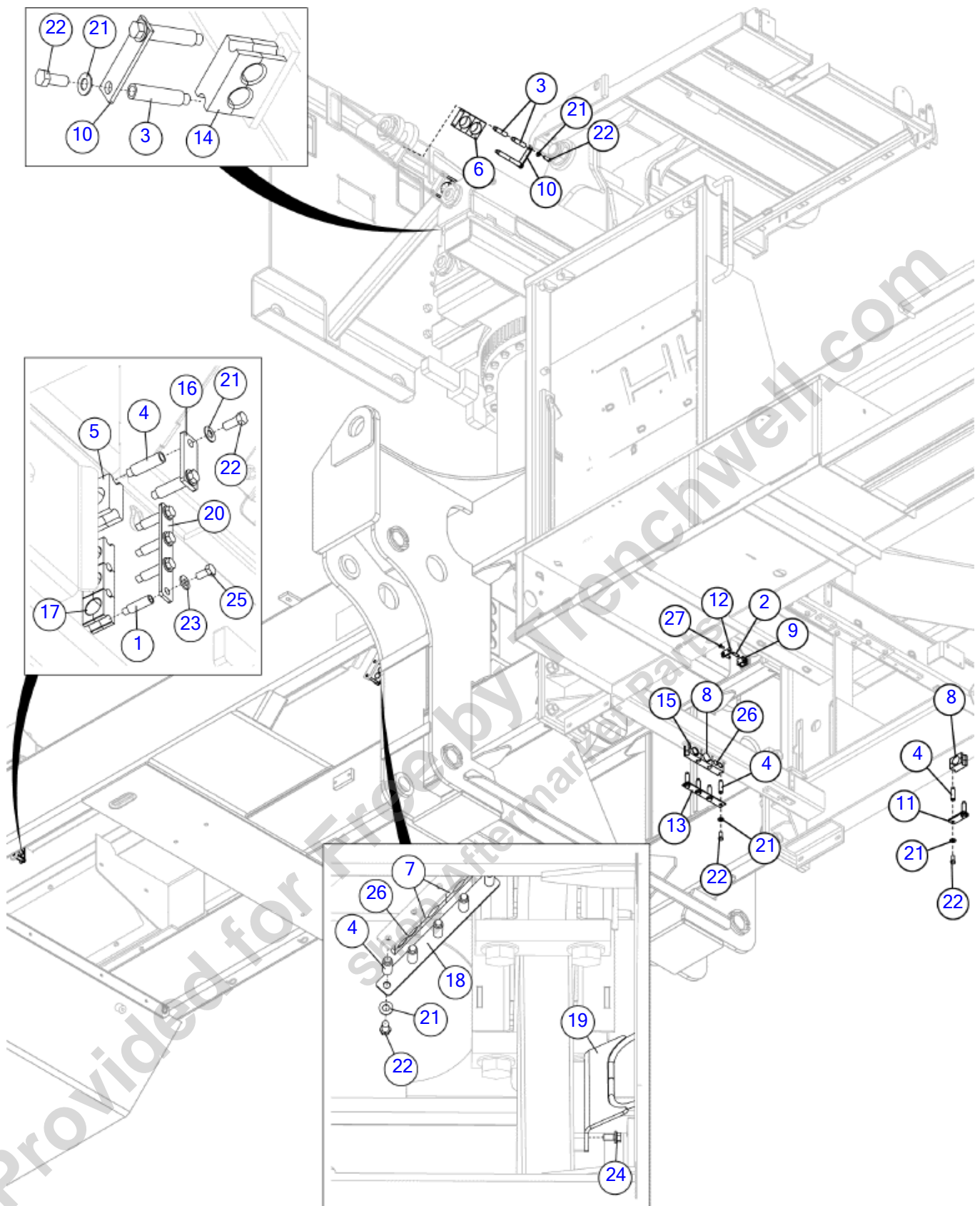



Illustration No: 163757251 - Not For Ordering

Hose Clamps- Loader

Fig 10-06

REF NO.	PART NO.	DESCRIPTION	QTY.	REMARKS
1	101510001	POST-CLAMP SERIES 10 3/8-16 YELLOW ZINC	4	
2	101510003	POST-CLAMP SERIES 3 5/16-18	2	
3	101510005	POST-CLAMP SERIES 20 7/16-14	12	
4	101510007	POST-CLAMP SERIES 15 7/16-14	13	
5	101511003	CLAMP-CUSH. #15-1.25 DIA.HALF	4	
6	101511005	CLAMP-CUSH. #20-1.937 DIA.HALF	8	
7	101511009	CLAMP-CUSH. #15-1.062DIA. HALF	4	
8	101511017	CLAMP-CUSH.#15-1.500 DIA. HALF	4	
9	101511027	CLAMP-CUSH.#3-.75 DIA. HALF	2	
10	110385001	BAR-HOSE CLAMP #20	4	
11	121385001	BAR-HOSE CLAMP SINGLE	1	
12	155442001	BAR - SINGLE #3 HOSE CLAMP	1	
13	160691001	BAR - #15 TOP 4 HOLE 11 GAGE	1	
14	163629210	CLAMP - CUSHION - #20-.938H-.938H	4	
15	163657144	CLAMP-CUSHION #15 1.187	2	
16	163680869	BAR - #15-2 TOP CLAMP	1	
17	163726947	CLAMP-CUSHION #10-1.05 DIA-HALF 3/4" PIPE	6	
18	163757264	BAR - #15 TOP 4 HOLE 11 GAGE	1	
19	163757267	WELDMENT - HOSE GUIDE	1	
20	163757762	BAR - #10 -4	1	
21	250515001	WASHER - 7/16 HARD SAE Y/ZINC	21	
22	250539001	BOLT-7/16-14 X 1 GR8 HEX Y/ZI	21	
23	266691001	WASHER - 3/8 FLAT, ZN	4	
24	296300771	SCREW-HFS-.38-16X.75GR8-YZ	2	
25	354006	BOLT-3/8"-16X3/4"GRADE#5 HEX	4	
26	403419001	CUSH - TWIN #15-R.812H-.812H	4	
27	4473006	SCREW-FLGWZ-.25-20X.75-GR2-CZ	2	

Hydraulics Loader



Provided for Free by Trenchwell.com
Shop Aftermarket Parts

Hydraulics Loader

Hoses- Loader Pump	Fig	11-01
Hoses- Loader System	Fig	11-02
Hoses- Loader Grapple	Fig	11-03
Hoses- Loader Cylinders	Fig	11-04
Hoses- Loader Steel Lines	Fig	11-05
Hoses- Loader Cab/Swing	Fig	11-06
Grease Lines- Loader	Fig	11-07
Pump- Loader	Fig	11-08
Breakdown Pump-Hydraulic	Fig	11-08T01
Valve- Loader Control	Fig	11-09
Breakdown- Loader Control Valve	Fig	11-09T01
Motor- Loader Swing	Fig	11-10
Breakdown- Loader Swing Motor	Fig	11-10T01
Breakdown- Planetary	Fig	11-10T02
Cylinder- Boom	Fig	11-11
Breakdown- Boom Cylinder	Fig	11-11T01
Cylinder- Stick	Fig	11-12
Breakdown- Stick Cylinder	Fig	11-12T01
Cylinder- Cab Lift	Fig	11-13
Breakdown- Cab Lift Cylinder	Fig	11-13T01
Grapple Rotator	Fig	11-14
Breakdown- Grapple Rotator	Fig	11-14T01
Cylinders- Spork Grapple	Fig	11-15
Breakdown- Spork Grapple Cylinder	Fig	11-15T01
Valve- Loader Grease	Fig	11-16
Valve- SSV10 Grease Divider	Fig	11-16T01

Provided for Free by Trenchwell.com
 Shop Aftermarket Parts

Hoses- Loader Pump

Fig 11-01

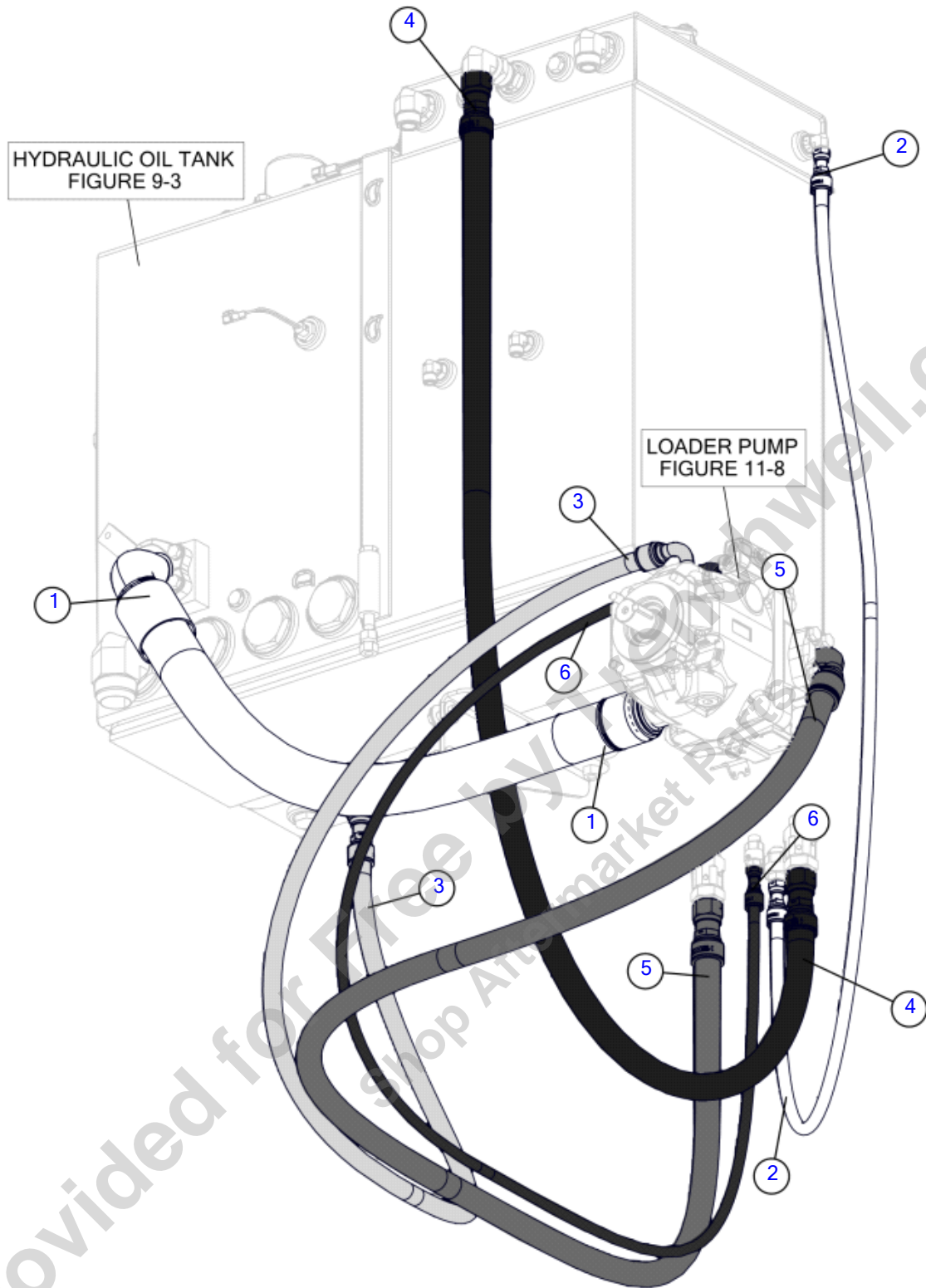


Illustration No. 163757253 - Not For Ordering

Hoses- Loader Pump

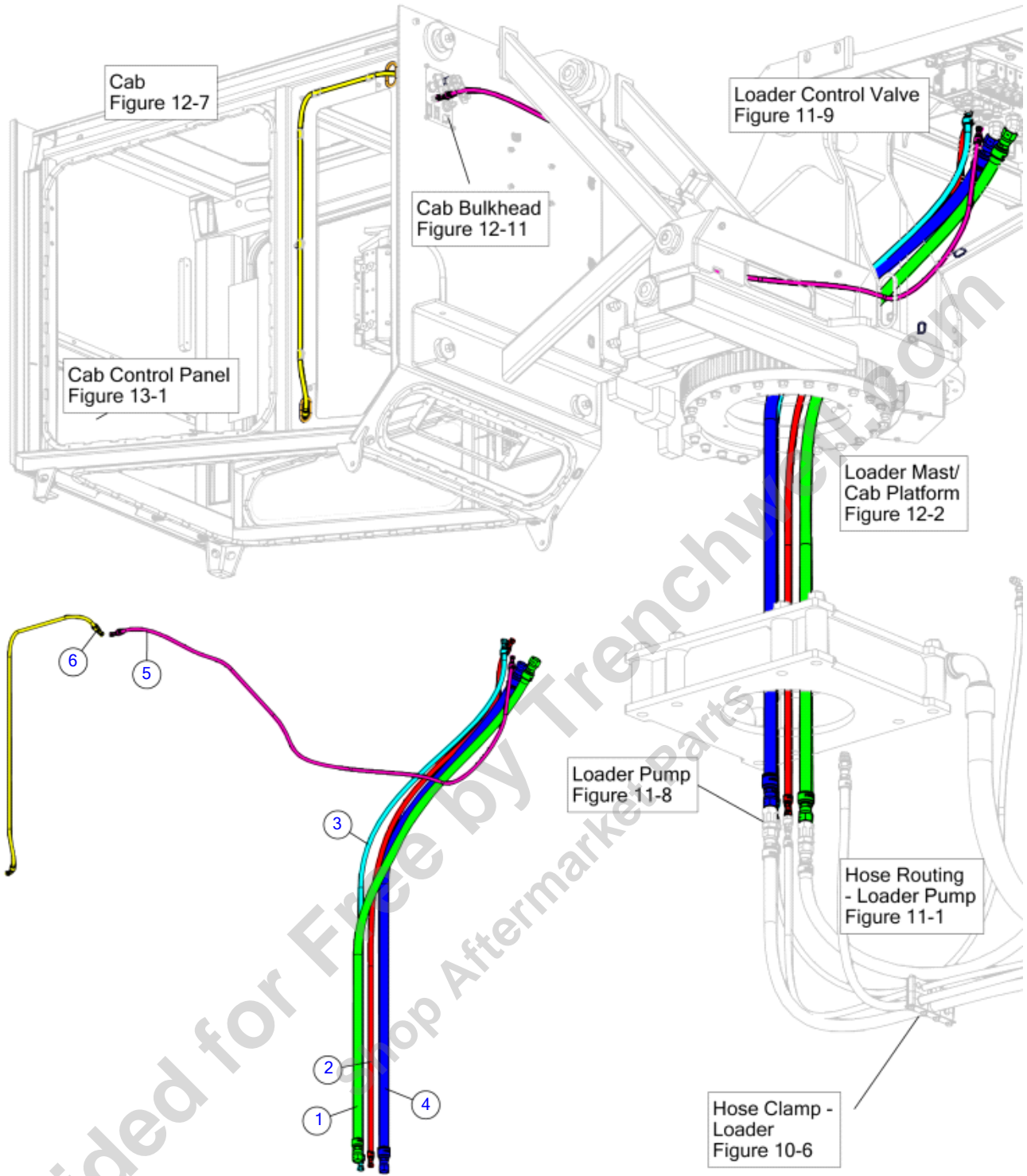
Fig 11-01

REF NO.	PART NO.	DESCRIPTION	QTY.	REMARKS
1	163639652	HOSE-SUCTION-2.50-61-40CD61-ST/90-100R4-	1	
2	163657252	HOSE-HYD-.50-88-8FSORFF-ST/ST-3000PSI-SAE 100R17	1	
3	163680279	HOSE-HYD-.75 X 103-12FSORFF-STR/90-250 PSI	1	
4	163725463	HOSE-HYD-1.00 X 100-16FSORFF ST/ST	1	
5	163757276	HOSE-HYD-1.00 X 134-16FORFFST/20CD6290-4000 PSI	1	
6	163757277	HOSE-HYD-.38 X 112-6FSORFF-ST/ST-4000 PSI	1	

Provided for Free by Trenchwell.com
Shop Aftermarket Parts

Hoses- Loader System

Fig 11-02



Hoses- Loader System

Fig 11-02

REF NO.	PART NO.	DESCRIPTION	QTY.	REMARKS
1	163646250	HOSE-HYD-1.00-103-16FSORFF-ST/ST-MGT1000 -300PSI-1	1	
2	163725417	HOSE-HYD-.38 X 105-6FSORFF ST/ST	1	
3	163725418	HOSE-HYD-.50 X 105-8FSORFF ST/ST	1	
4	163725419	HOSE-HYD-1.00 X 100-16FSORFF ST/ST	1	
5	163725420	HOSE-HYD-.25 X 104-4FSORFF ST/ST	1	
6	163725421	HOSE-HYD-.25 X 65-4FSORFF ST/45	1	

Provided for Free by Trenchwell.com
Shop Aftermarket Parts

Hoses- Loader Grapple

Fig 11-03

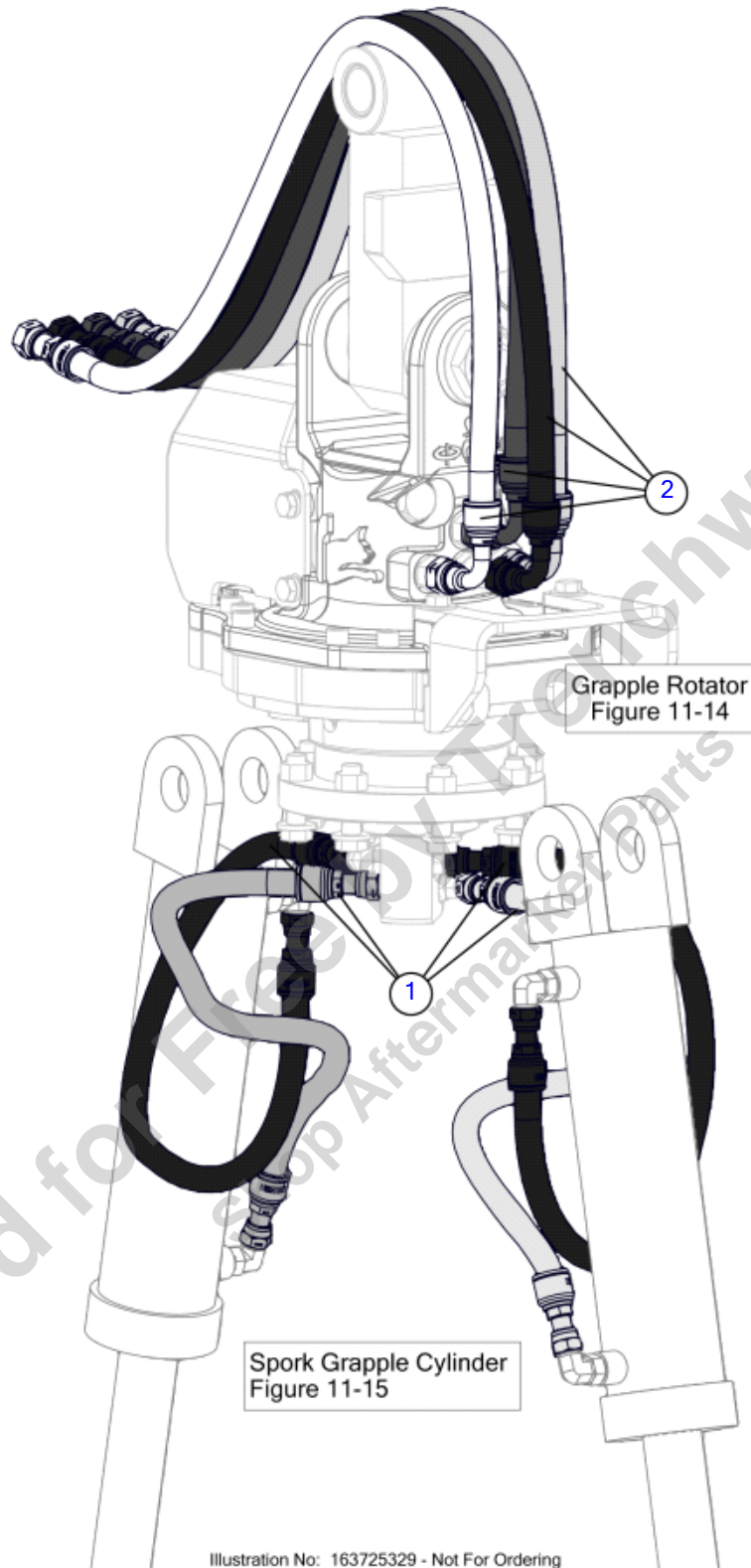


Illustration No: 163725329 - Not For Ordering

Hoses- Loader Grapple

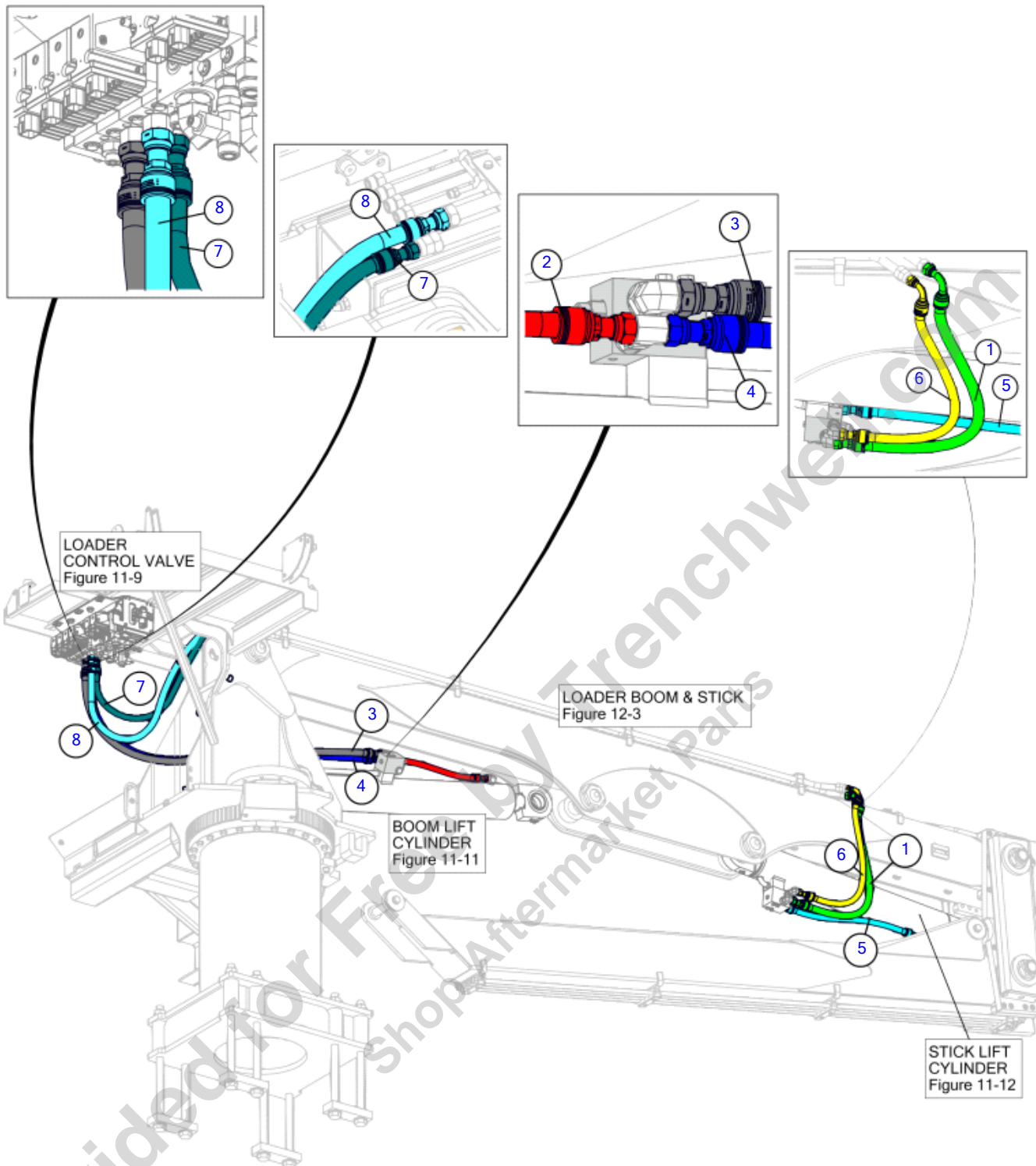
Fig 11-03

REF NO.	PART NO.	DESCRIPTION	QTY.	REMARKS
1	163677059	HOSE-HYD-.50X30-8FSORFF-ST/ST-T2S	4	
2	163677179	HOSE-HYD-.50 X 46-10FSORFF90-10FSORFFST	4	

Provided for Free by Trenchwell.com
Shop Aftermarket Parts

Hoses- Loader Cylinders

Fig 11-04



Hoses- Loader Cylinders

Fig 11-04

REF NO.	PART NO.	DESCRIPTION	QTY.	REMARKS
1	163646238	HOSE-HYD-.75-40-12FSORFF-90/ST-M4K -4000PSI-100R12	1	
2	163725422	HOSE-HYD-.63 X 21-10FSORFF ST/ST	1	
3	163725423	HOSE-HYD-.75 X 75-12FSORFF ST/ST	1	
4	163725424	HOSE-HYD-.63 X 75-10FSORFF ST/ST	1	
5	163725426	HOSE-HYD-.63 X 29-10FSORFF ST/ST	1	
6	163725427	HOSE-HYD-.63 X 38-10FSORFF ST/90	1	
7	163725428	HOSE-HYD-.63 X 54-10FSORFF ST/ST	1	
8	163725429	HOSE-HYD-.75 X 60-12FSORFF ST/ST	1	

Provided for Free by Trenchwell.com
Shop Aftermarket Parts

Hoses- Loader Steel Lines

Fig 11-05

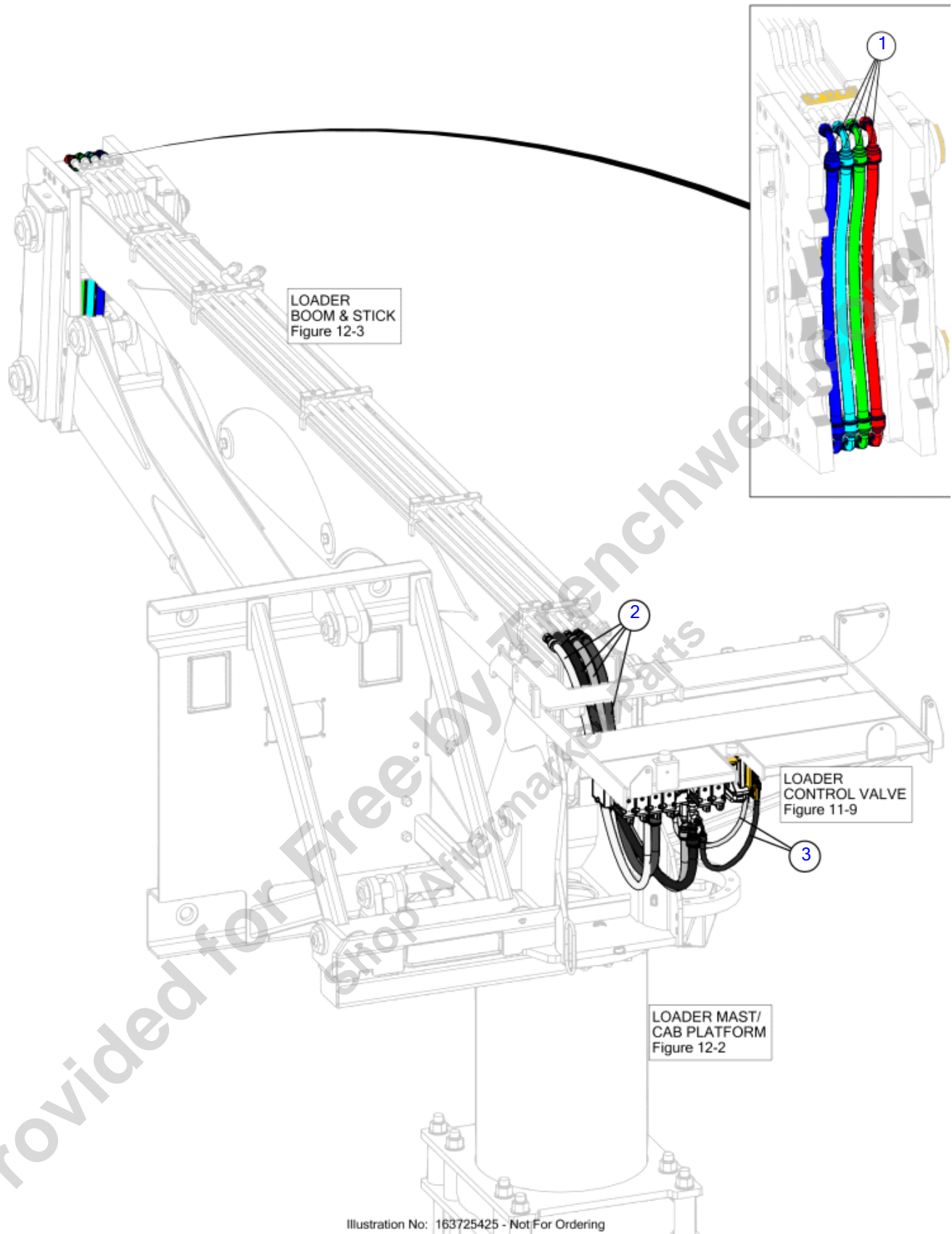


Illustration No: 163725425 - Not For Ordering

Hoses- Loader Steel Lines

Fig 11-05

REF NO.	PART NO.	DESCRIPTION	QTY.	REMARKS
1	163719736	HOSE-HYD-0.63 X 35-10 FSORFF 90	4	
2	163725428	HOSE-HYD-.63 X 54-10FSORFF ST/ST	4	
3	163737417	HOSE-HYD-.25 X 24-4FSORFF ST/90 5100 PSI	2	

Provided for Free by Trenchwell.com
Shop Aftermarket Parts

Hoses- Loader Cab/Swing

Fig 11-06

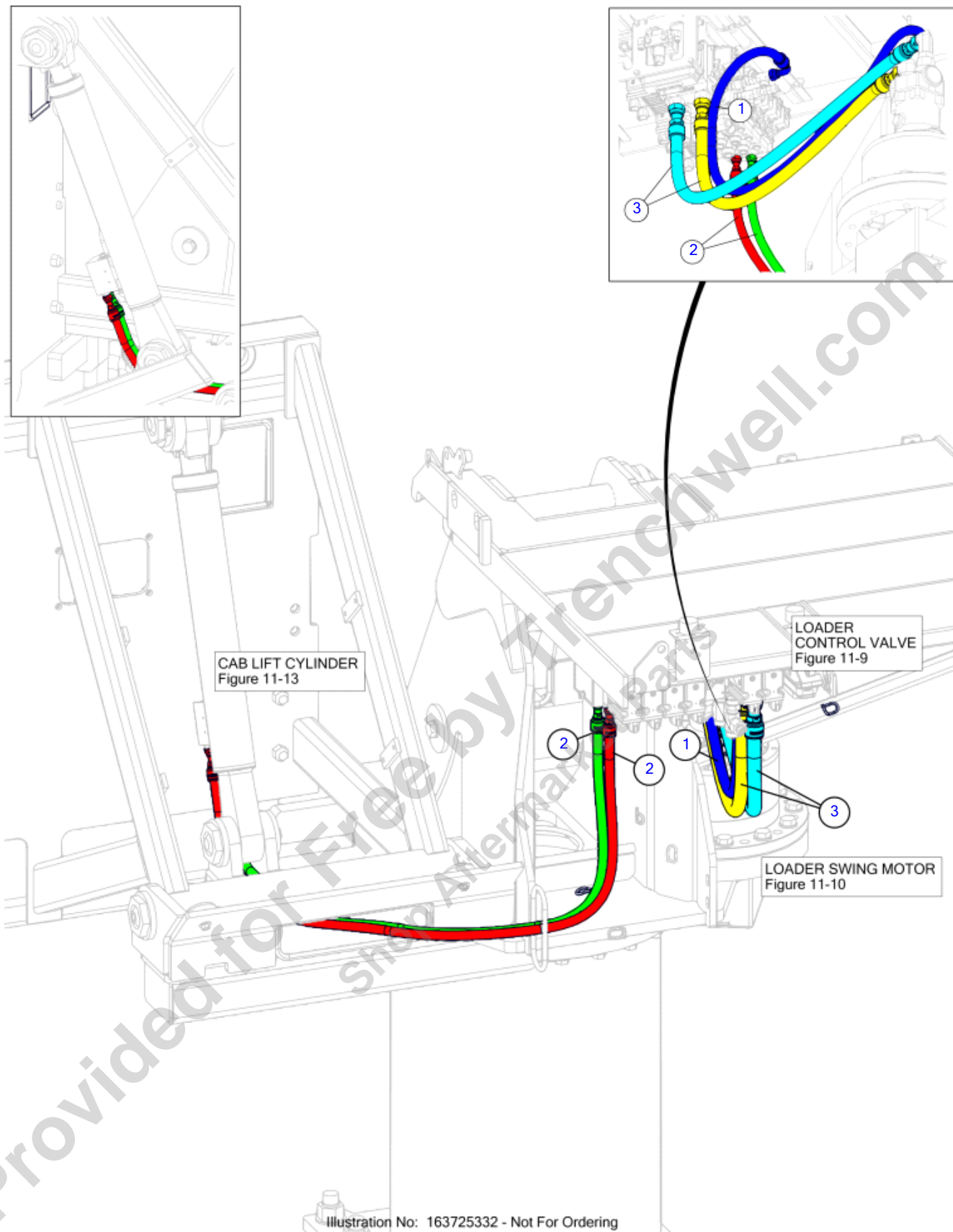


Illustration No: 163725332 - Not For Ordering

Hoses- Loader Cab/Swing

Fig 11-06

REF NO.	PART NO.	DESCRIPTION	QTY.	REMARKS
1	163657657	HOSE-HYD-.50-56-8FSORFF-ST/90 100R1AT	1	
2	163725416	HOSE-HYD-.38 X 70-6FSORFF ST/ST	2	
3	404863001	HOSE-HYD.75X40-12FSORFF-ST/ST-3000PSI	2	

Provided for Free by Trenchwell.com
Shop Aftermarket Parts

Grease Lines- Loader

Fig 11-07

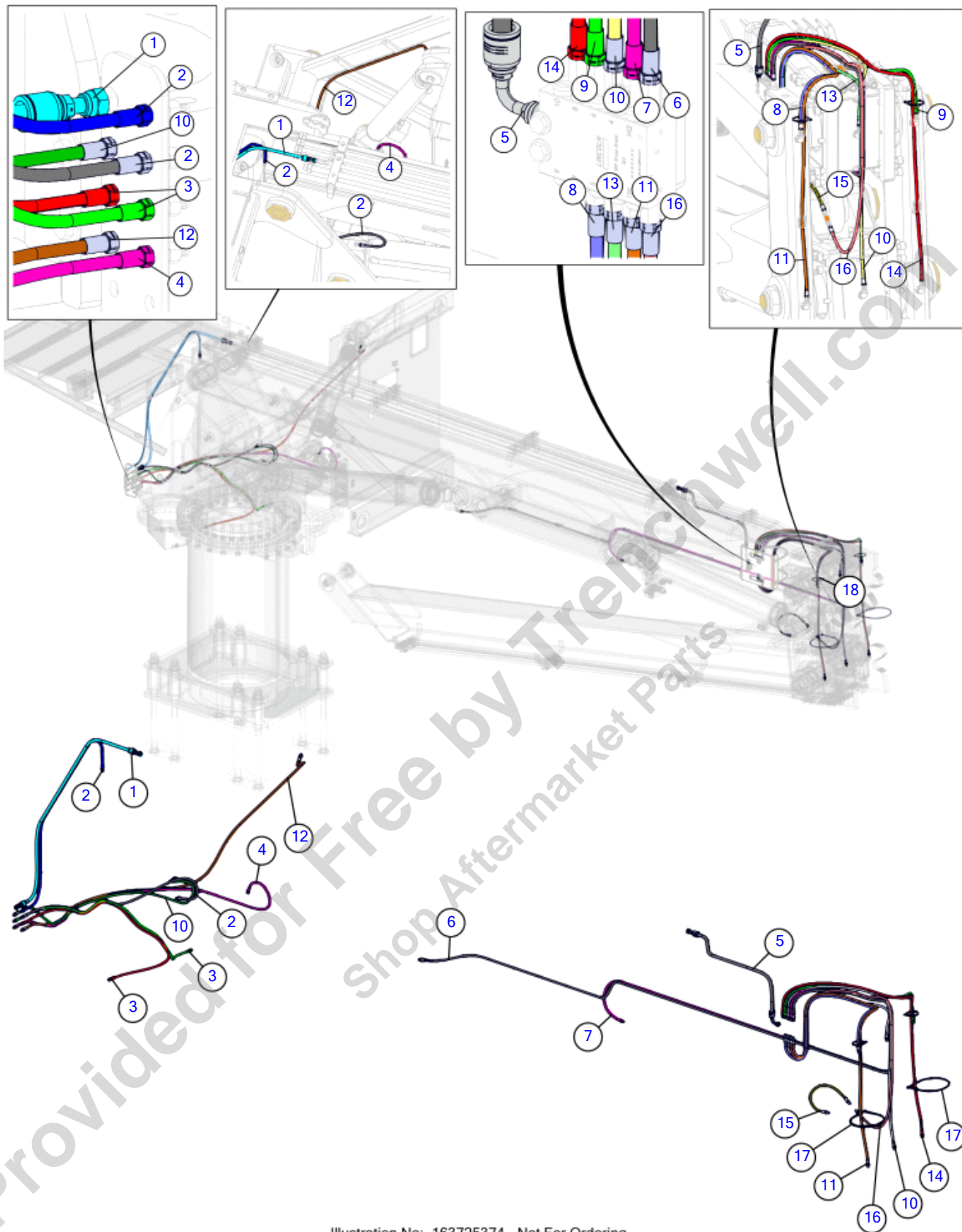


Illustration No: 163725374 - Not For Ordering

Grease Lines- Loader

Fig 11-07

REF NO.	PART NO.	DESCRIPTION	QTY.	REMARKS
1	163668102	HOSE-HYD-.25X54-4FSORFF-ST/ST	1	
2	163680233	HOSE-HYD-.13X50-2MNPT -STR/STR-2500 PSI - RT	2	
3	163725408	HOSE-HYD-.13 X 52-2MNPT ST	2	
4	163725409	HOSE-HYD-.13 X 70-2MNPT ST	1	
5	163725410	HOSE-HYD-.25 X 33-4FSORFF ST/90	1	
6	163725411	HOSE-HYD-.13 X 148-2MNPT ST	1	
7	163725412	HOSE-HYD-.13 X 112-2MNPT ST	1	
8	163725413	HOSE-HYD-.13 X 44-2MNPT ST	1	
9	163725414	HOSE-HYD-.13 X 38-2MNPT ST	1	
10	59245017	HOSE - 1/8 X 54 1/8 NPT M AND M 100R7	2	
11	59245019	HOSE-1/8X66 1/8NPT M&M 100R7	1	
12	59245039	HOSE-1/8X96 1/8M NPT 3000 PSI	1	
13	59245051	HOSE-1/8 X 40 1/8 NPTM 2500#	1	
14	59245053	HOSE-1/8 X 60 1/8NPT 3000PSI	1	
15	59245059	1/8X 18 1/8MNPT 3000PSI	1	
16	631860550	HOSE-HYD-1/8 X 64-2MNPT ST	1	
17	69800001	STRAP-NYTIE 21"LONG #T150M-BLACK	2	
18	78657001	STRAP-CABLE TIE 4" T18R	2	

Provided for Free by Trenchwell.com
Shop Aftermarket Parts

Pump- Loader
Fig 11-08

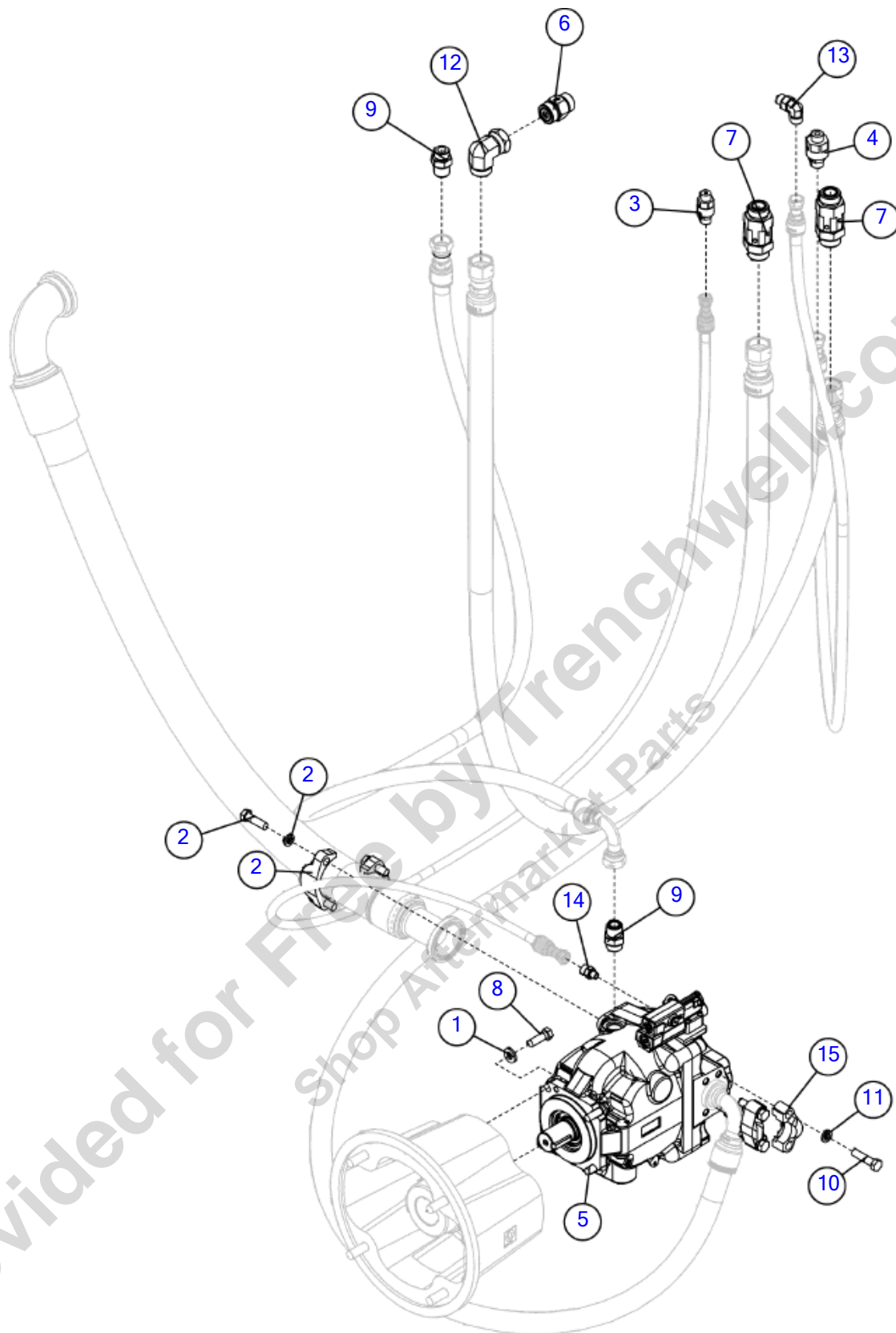


Illustration No. 163757254 - Not For Ordering

Pump- Loader

Fig 11-08

REF NO.	PART NO.	DESCRIPTION	QTY.	REMARKS
1	127362001	WASHER-1/2 HARD.FLAT/PLATED	4	
2	163636049	FITTING-FLGK-40CD61	1	
3	163682339	FITTING-LIVE SWIVEL-6MORFF ST	1	
4	163682340	FITTING-LIVE SWIVEL-8MORFF ST	1	
5	163716522	PUMP -HYD-7.17CI/117CC AXIAL PISTON CCW LOADER	1	Breakdown Fig. 11-8T01
6	163719920	CHECK VALVE-1916J-100	1	
7	180019211	FITTING-HS16-F16-F16-4000 PSI MALE SWIVEL	2	
8	235721001	BOLT-1/2-13X1 1/2 GR8 ZINC PLT	4	
9	279784001	FITTING - STR 12MORFF 12MORB	2	
10	358020	BOLT - 1/2 - 13 X 2" GRADE#5 HEX	4	
11	510335711	WASHER-LOCK-.50-.52X.87-.13-YZ	4	
12	72410001	FITTING-90-16MORFF-16FSORFF	1	
13	72431001	FITTING 90 8MORFF 8MORBA FRG	1	
14	72974001	FITTING-STR-6MORFF-4MORB	1	
15	78060001	FLANGE- 20 CODE 62	2	

Provided for Free by Trenchwell.com
Shop Aftermarket Parts

Breakdown Pump-Hydraulic

Fig 11-08T01

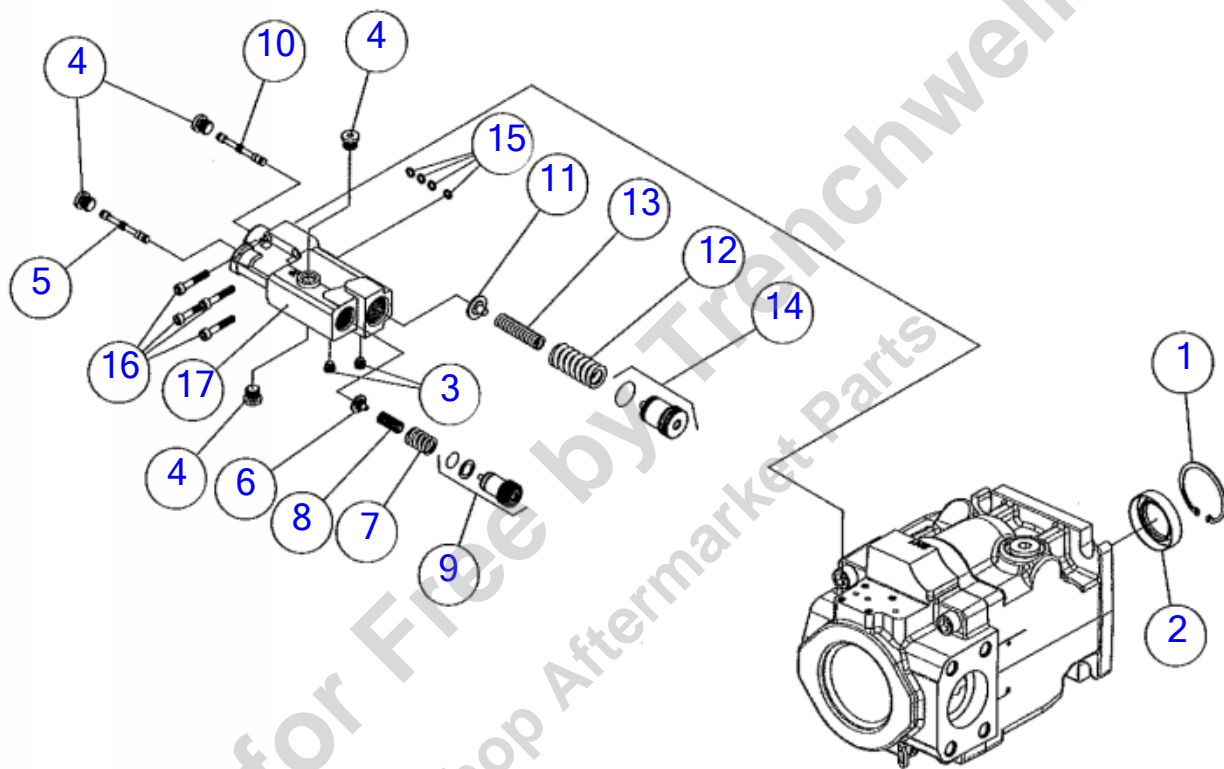


ILLUSTRATION NO. 163716522_PB - Not For Ordering

Breakdown Pump-Hydraulic
Fig 11-08T01

REF NO.	PART NO.	DESCRIPTION	QTY.	REMARKS
1	635295001	RETAINING RING	1	
2	254676007	LIP SEAL	1	
3	296285005	SET SCREW	2	
4	296281264	PLUG	4	
5	296378936	REMOTE PC SPOOL	1	
6	296378894	SPRING GUIDE	1	
7	296378937	OUTER SPRING, LS	1	
8	296378938	INNER SPRING, LS	1	
9	296378917	ADJUSTING PLUG ASSEMBLY	1	
10	296378936	REMOTE PC SPOOL	1	
11	296281268	SPRING GUIDE - PC	1	
12	296281269	OUTER SPRING - PC	1	
13	296281270	INNER SPRING - PC	1	
14	296378918	ADJUSTING PLUG,PC	1	
15	296265589	O - RING	4	
16	296378940	SCREW	4	
17	278885003	CONTROLLER KIT	1	
	163716522	PUMP -HYD-7.17CI/117CC AXIAL PISTON CCW LOADER	A/R	Complete

Provided for Free by Trenchwell.com
Shop Aftermarket Parts

Valve- Loader Control

Fig 11-09

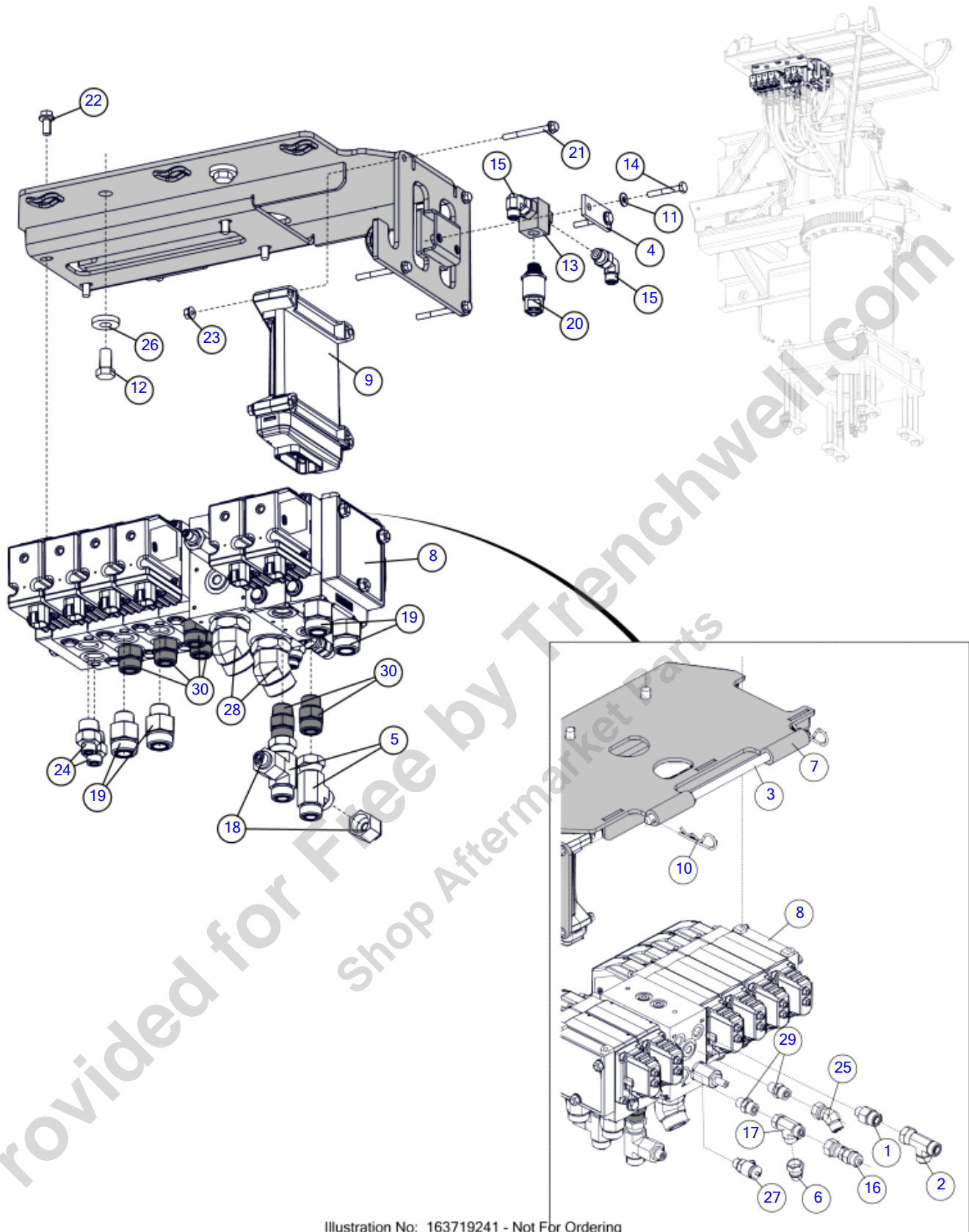


Illustration No: 163719241 - Not For Ordering

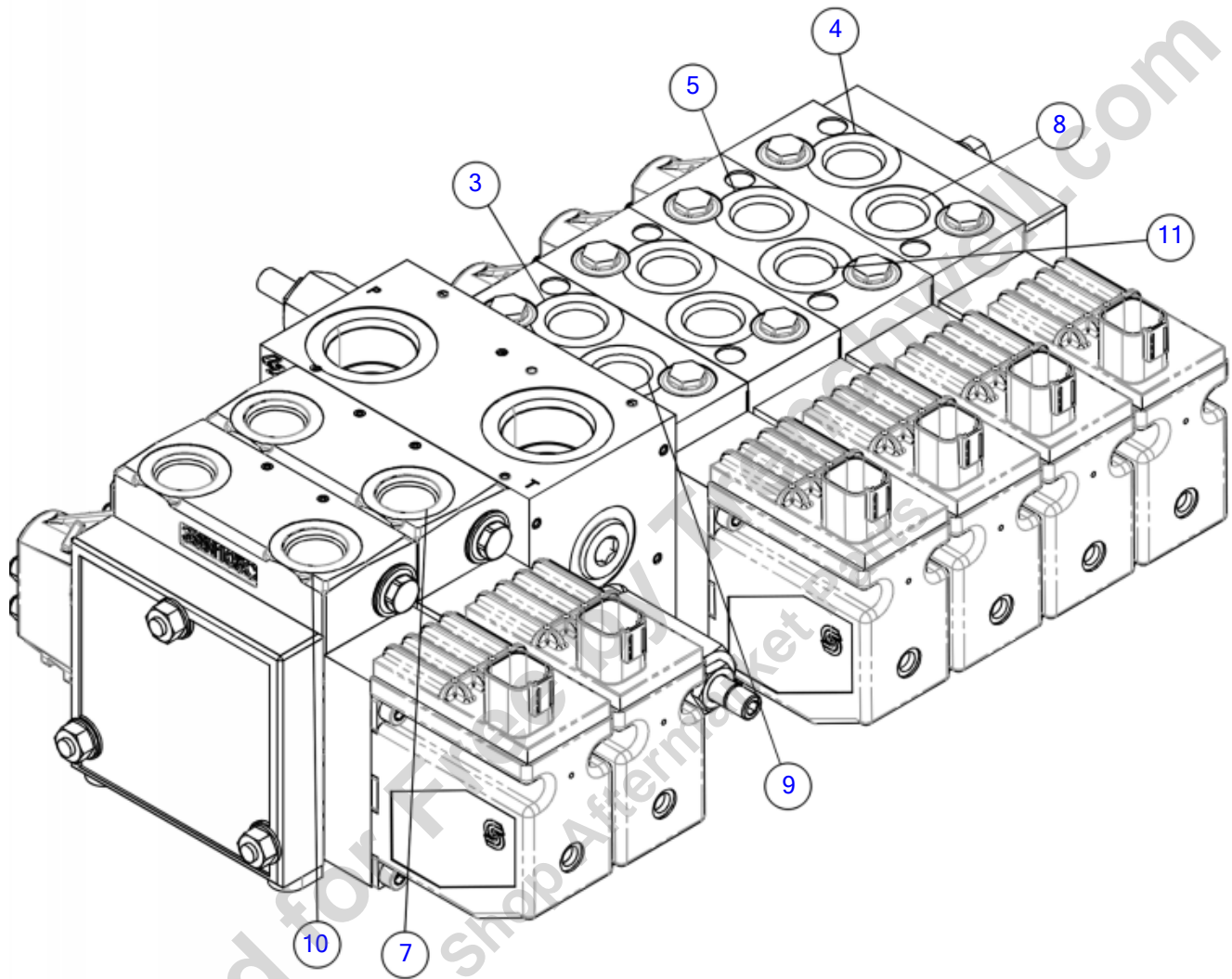
Valve- Loader Control

Fig 11-09

REF NO.	PART NO.	DESCRIPTION	QTY.	REMARKS
1	121439001	FITTING - STR - 8MORFF - 6MORB	1	
2	154293001	FITTING-RTEE-8MORFF-8FSORFF-8MORFF	1	
3	154634001	PIN - 1/2" X 13.50	1	
4	163628248	BAR-VALVE CLAMP	1	
5	163636043	FITTING - RTEE 10FSORFF -10MORFF	2	
6	163639262	FITTING - STR-6FORFF- 4MORFF	1	
7	163725360	WELDMENT - LOADER VALVE MOUNT	1	
8	163725415	VALVE-PVG32 LOADER	1	Breakdown Fig.11-9T01
9	163737387	CONTROLLER-MC50-110 PROGRAMMED-LOADER	1	
10	1793005	HAIR PIN COTTER - .125 WIRE	2	
11	235716001	WASHER - FLATSTRL - .25 -.28 X .63 - .06 - CZ	2	
12	235729001	SCREW-HCS-.50-13X1.00-GR8-YZ	2	
13	240391001	VALVE-SHUTTLE	1	
14	248107001	BOLT-1/4-20X1 3/4 GR 8 ZINC PL	2	
15	278948001	FITTING - 90 - 4MORFF - 6MORBA	2	
16	283652001	FITTING - DIAGNOSTIC - 6FSORFF	1	
17	292589001	FITTING - RTEE - 6MORFF - 6FSORFF - 6MORFF	1	
18	292601001	FITTING - STR - 10FSORFF - 4MORFF	2	
19	292614001	FITTING - STR - 12MORFF - 10MORB	4	
20	296276082	TRANSDUCER 6000 PSI HYDAC	1	
21	296300760	SCREW HFS .25 20X2.50 GRI YZ	4	
22	296300762	SCREW HFS .31 - 18 X .75 GR8 YZ	4	
23	296300848	NUT-HEXFLGTL-.25-20-G-YZ	4	
24	400000009	FITTING 10M X 6ORS - ST/1.54 G	2	
25	400003001	FITTING-45-6MORFF-6FSORFF	1	
26	510443001	WASHER FLATSTD,.50,.53X1.25,.25,YZ	2	
27	72056001	FITTING-TEST-6MORB-16MTP	1	
28	72408001	FITTING-16M X 16MORS 45 DEG.	2	
29	72442001	FITTING - STR - 6MORFF - 6MORB	2	
30	91205001	FITTING - STR - 10MORB - 10MORFF	6	

Breakdown- Loader Control Valve

Fig 11-09T01



Breakdown- Loader Control Valve

Fig 11-09T01

REF NO.	PART NO.	DESCRIPTION	QTY.	REMARKS
1	296263438	RELIEF VALVE	1	Not Shown
2	296267116	SHUTTLE VALVE	1	Not Shown
3	635550175	PVB 32 BASIC VALVE	1	
4	180028660	PVB 32 BASIC VALVE	1	
5	180028664	PRESSURE REDUCING VALVE	1	Not Shown
6	180028665	PVB BASIC VALVE	1	
7	180028659	PVBS SPOOL	1	
8	180028661	PVBS SPOOL	1	
9	296372879	SPOOL	1	
10	180028662	PVBS SPOOL	1	
11	180028663	PVBS SPOOL	1	
	163725415	VALVE-PVG32 LOADER	A/R	Includes Ref. #'s 1-11

Provided for Free by Trenchwell.com
Shop Aftermarket Parts

Motor- Loader Swing

Fig 11-10

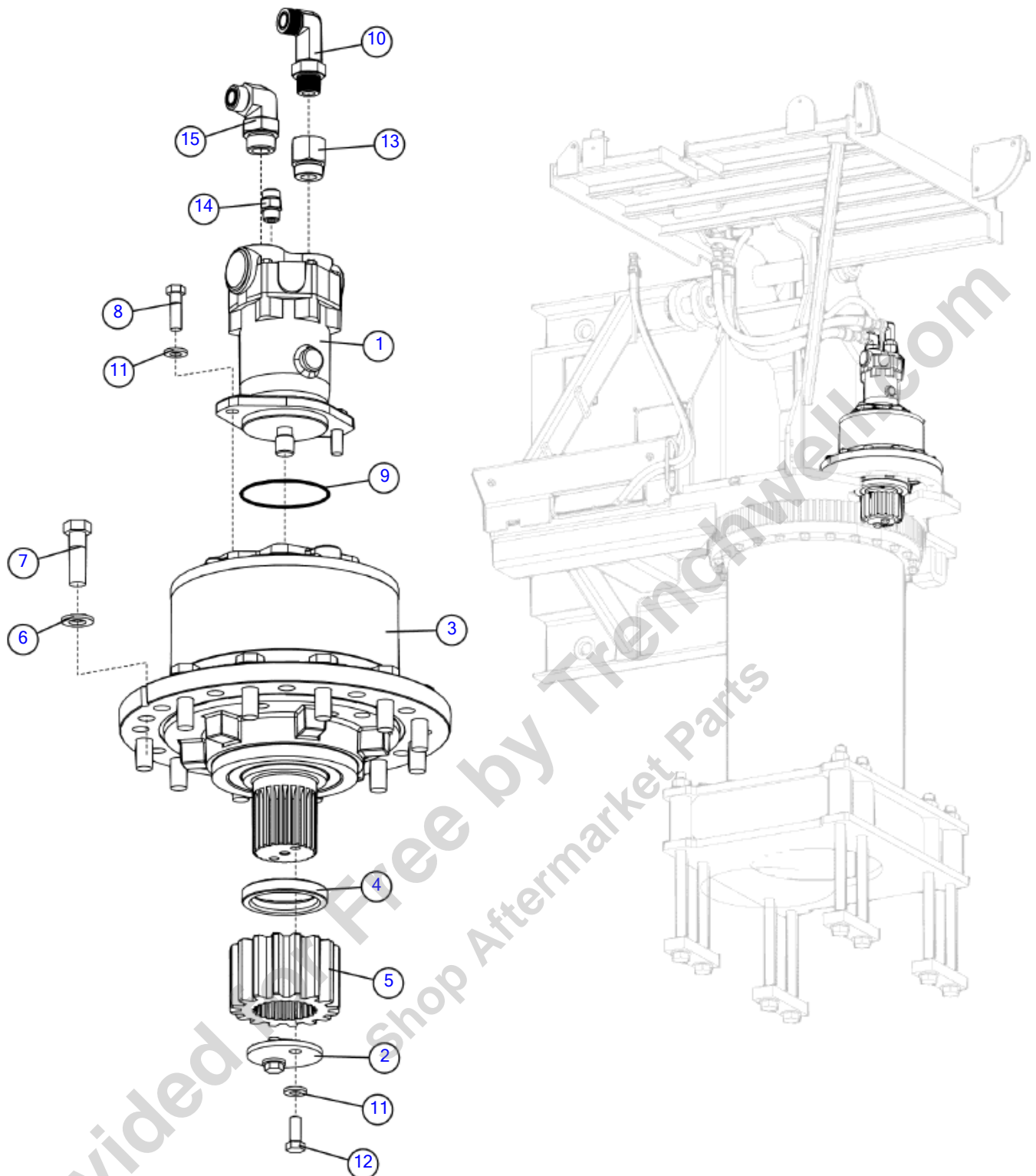


Illustration No: 163725362 - Not For Ordering

Motor- Loader Swing

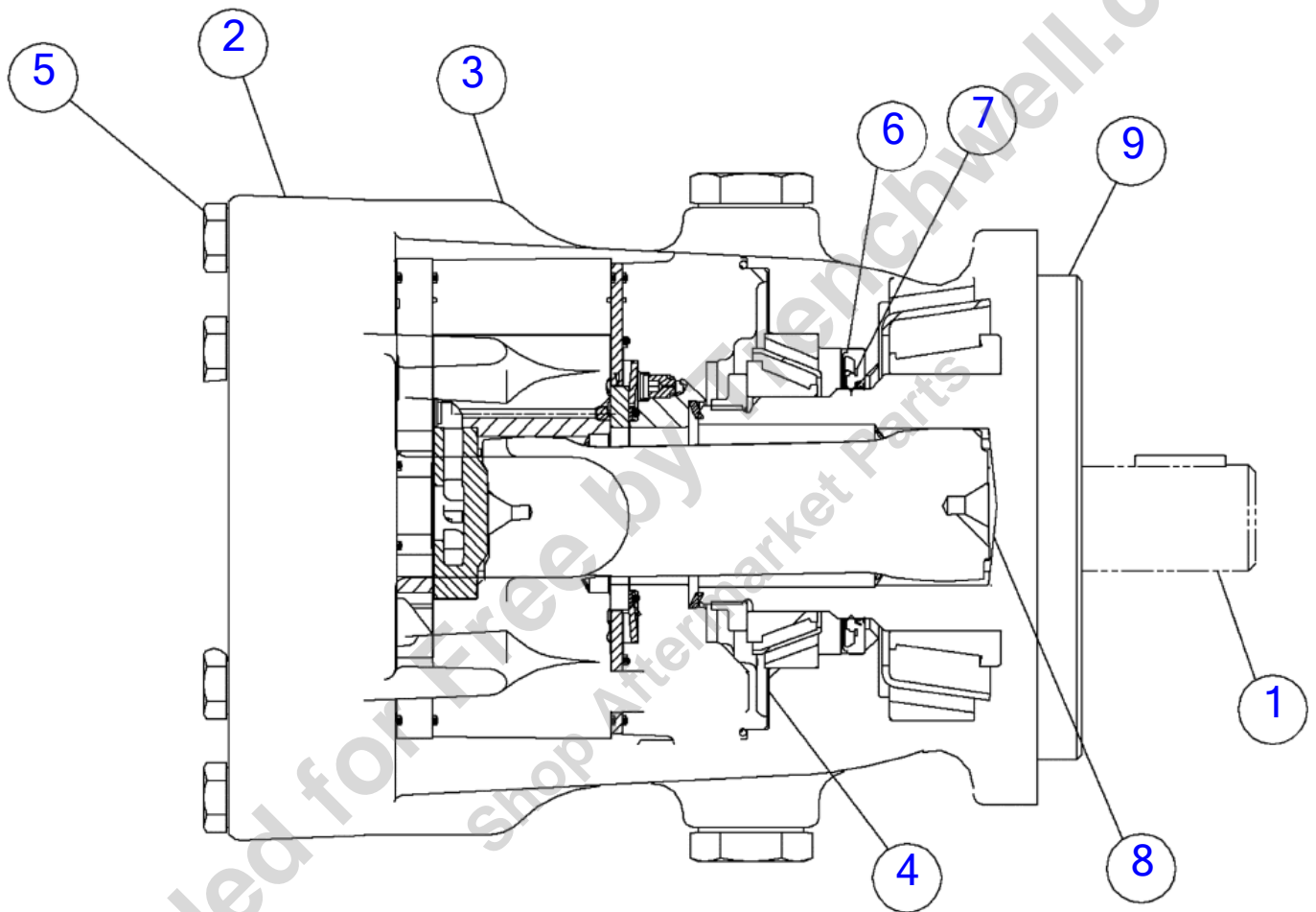
Fig 11-10

REF NO.	PART NO.	DESCRIPTION	QTY.	REMARKS
1	163629658	MOTOR - 2.48IN AXIAL PISTON B-PAD	1	Breakdown Fig. 11-10T01
2	163629997	CAP - SLEW DRIVE PINION	1	
3	163719440	PLANETARY-MODEL 8 ECCENTRIC MOUNT SWING DRIVE	1	Breakdown Fig. 11-10T02
4	163719534	TUBE - PINION SPACER	1	
5	163719535	PINION GEAR	1	
6	235717001	WASHER - 3/4" HARDENED FLAT YZ	12	
7	238880001	BOLT-3/4-10X2 1/2 HHCS GR8 ZY	12	
8	240334001	SCREW-HCS-.50-13X1.75-GR8-YZ	2	
9	296264096	O-RING (-155)	1	
10	296273567	FITTING - 90 - 12MORFF-12MORBA-LL	1	
11	485025	WASHER-1/2 FLAT-HARDENED-YZ	4	
12	508347001	BOLT 1/2 X 20 1 1/4 GR8 HE ZY	2	
13	71252001	FITTING - STR - 16MORB - 12FORB	1	
14	72429001	FITTING - STR - 8MORFF - 8MORB	1	
15	72439001	FITTING - 90 - 12MORFF - 16MORBA	1	

Provided for Free by Trenchwell.com
Shop Aftermarket Parts

Breakdown- Loader Swing Motor
Fig 11-10T01

PARENT NO: 163629658



Breakdown- Loader Swing Motor
Fig 11-10T01

REF NO.	PART NO.	DESCRIPTION	QTY.	REMARKS
1	163622782	DRIVE SHAFT	1	
2	163622783	BACKPLATE SUB	1	
3		HOUSING	1	Not Sold Separately
4	255052053	RING, RETAINER	1	
5	163622787	CAP SCREW	3	
6	77958005	SEAL-SHAFT	1	
7	77958009	RETAINING RING	2	
8	163622789	O-RING	1	
9	163622790	VALVE PLATE	1	
	163629658	MOTOR - 2.48IN AXIAL PISTON B-PAD	1	Includes Ref. #'s 1-9
	163622784	ROTATING KIT	1	
	180009895	SEAL KIT - EATON VALVE SECTION	1	

Provided for Free by Trenchwell.com
 Shop Aftermarket Parts

Breakdown- Planetary

Fig 11-10T02

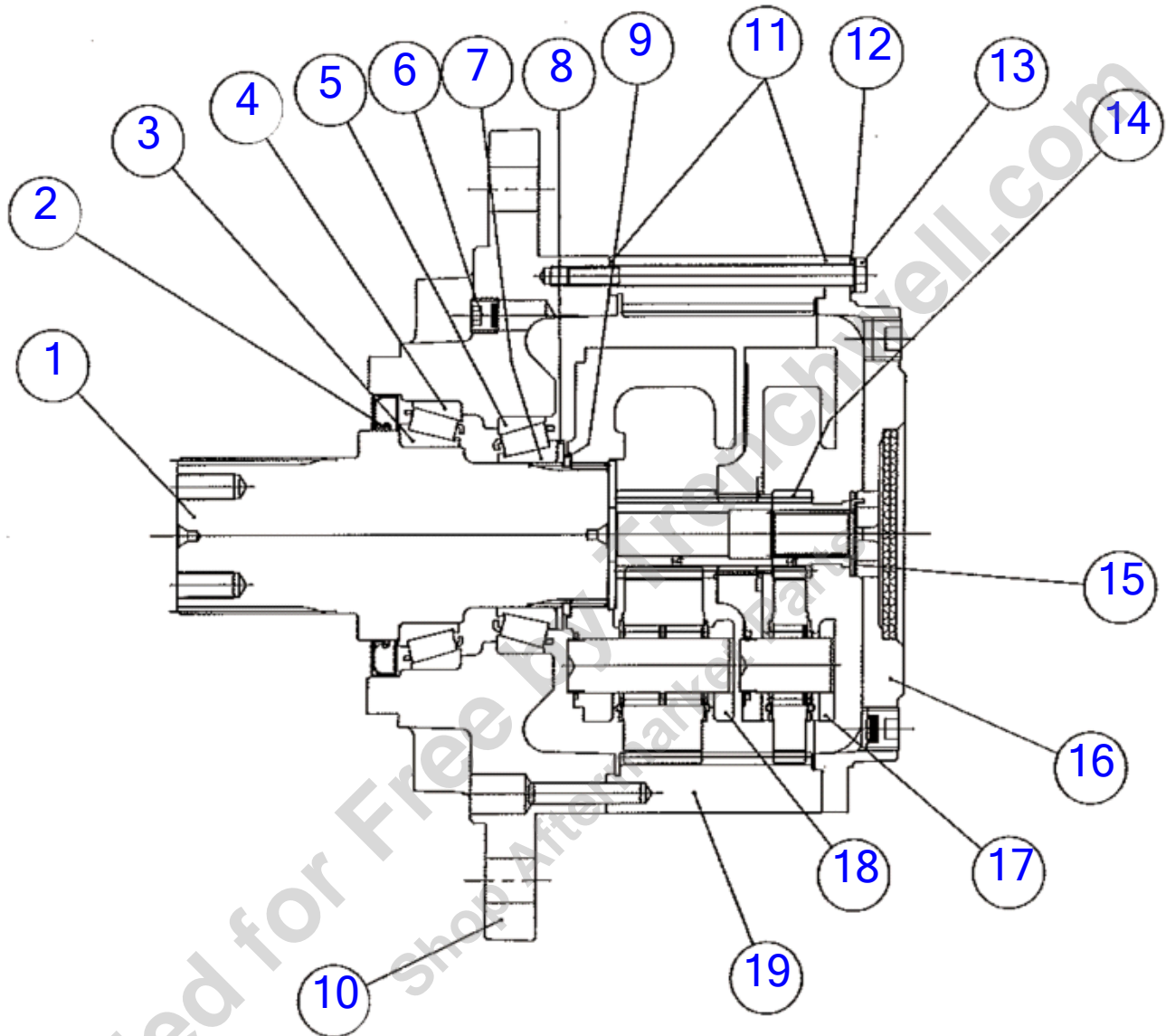


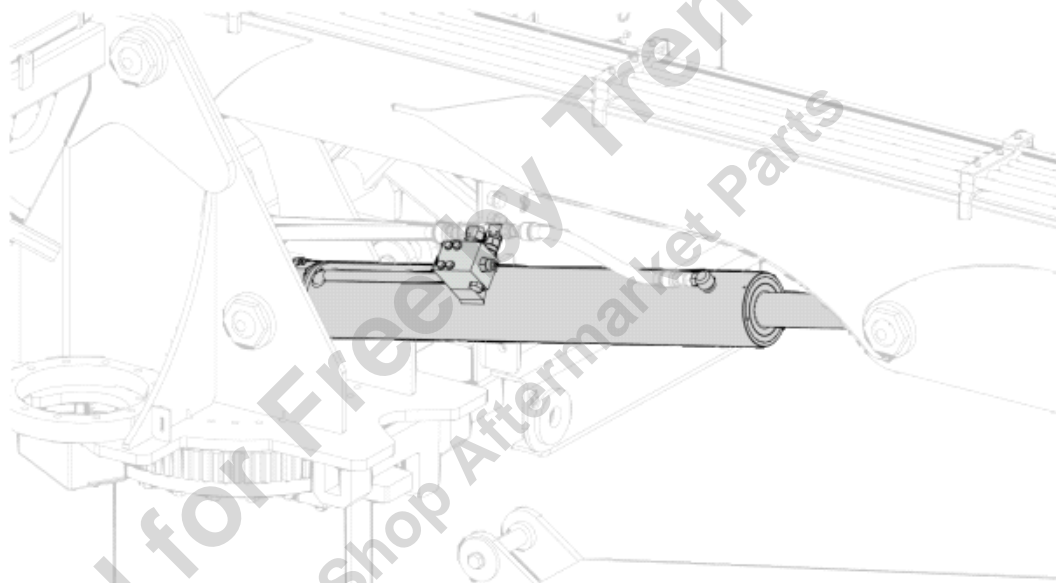
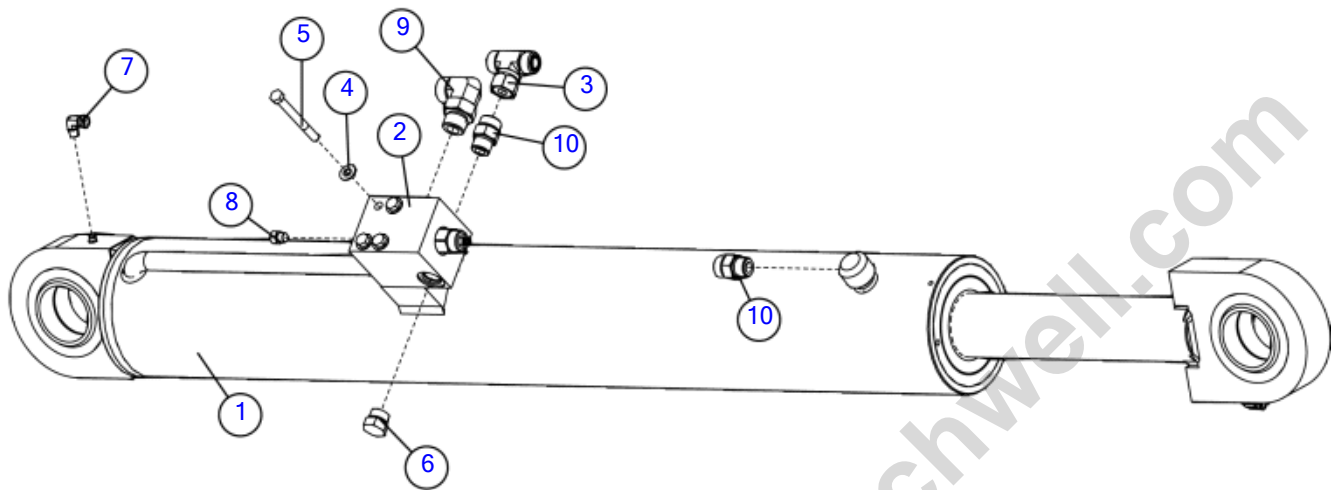
ILLUSTRATION NO. 163719440 - Not For Ordering

Breakdown- Planetary
Fig 11-10T02

REF NO.	PART NO.	DESCRIPTION	QTY.	REMARKS
1	180025050	SHAFT-OUTPUT	1	
2	180025051	SEAL-OIL	1	
3	180025052	BEARING-CONE	1	
4	180025053	BEARING-CUP	1	
5	180025054	BEARING-CUP	1	
6	180025055	BEARING-CONE	1	
7	231393025	WASHER - THRUST	1	
8	231393027	LOCK WASHER - 9"	1	
9	231393029	NUT-LOCK	1	
10	180025056	HUB	1	
11	244405039	COMPOUND - SEALING	1	2 PLCS
11	(296332334)	COMPOUND-SEALING-10X2 OZ CA	1	2 PLCS
12	231393043	WASHER - FLAT	12	
13	231393045	BOLT-HEX HEAD 9"	12	
14	180010514	GEAR-PRI SUN 8	1	
15	244405031	WASHER - THRUST	1	
16	180010513	COVER 8" B-2 MOUNT	1	
17	180010512	ASSY-PRI CARRIER 8B	1	
18	180010511	ASSY-SEC CARRIER 8B	1	
19	180010510	GEAR-RING-8B	1	
	163719440	PLANETARY-MODEL 8 ECCENTRIC MOUNT SWING DRIVE	A/R	Includes Ref. #'s 1-19

Cylinder- Boom

Fig 11-11



Cylinder- Boom

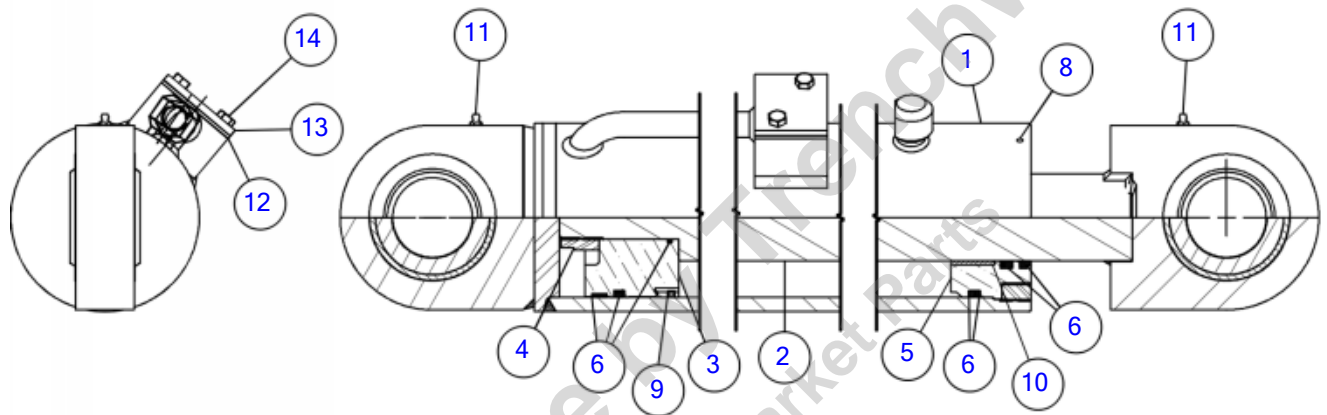
Fig 11-11

REF NO.	PART NO.	DESCRIPTION	QTY.	REMARKS
1	163719695	CYLINDER - HYD-5.50 X 40.00-3.00 ROD-58.00RL	1	Breakdown Fig. 11-11T01
2	163725371	VALVE-LOADER CYLINDER	1	
3	180014085	FITTING-BTEE-10 MORFF-10 MORFF-10 FSORFF	1	
4	235713001	WASHER - FLATSTRL - .38 - .41 X .81 - .06-YA-A325	4	
5	16114034	BOLT-3/8-16X3 1/2 HEX HD. GR8	4	
6	4235001	FITTING - PLUG - 10MORB - HEX	1	
7	59246001	FITTING-1/8MX1/8FS 90DEG	2	
8	67263001	FITTING - PLUG - 4MORB - HEX	1	
9	72419001	FITTING - 90 - 12MORFF - 12MORBA	1	
10	91205001	FITTING - STR - 10MORB - 10MORFF	2	

Provided for Free by Trenchwell.com
Shop Aftermarket Parts

Breakdown- Boom Cylinder

Fig 11-11T01



Breakdown- Boom Cylinder
Fig 11-11T01

REF NO.	PART NO.	DESCRIPTION	QTY.	REMARKS
1	180028610	5 1/2" HDI BARREL	1	
2	180028611	3" SHAFT	1	
3	180028612	5 1/2" PISTON 1 1/2" SHAFT CUT	1	
4	296294958	NUT-LOCKING 1 1/2-12 GRADE C	1	
5	180028613	5 1/2" HDI HEAD 3" SHAFT	1	
6	296454086	REPAIR KIT-5 1/2" BORE X 2" SHAFT	1	
7	180028614	5 1/2" INTERNAL COLLAR	1	Not Shown
8	296271146	NYLOCK SET SCREW	1	
9	180028616	STEEL RING	1	
10	180028617	GARMAX BEARING GM4852-24 OR EQ	1	
11	180028618	1/8" NPT ZERK	2	
12	180028619	GASKET	1	
13	180028620	PLATE	1	
14	180028621	3/8-16 x 3/4 L HHCS	2	
	180027915	CARTRIDGE	1	
	632907001	SEAL KIT-PO CHECK VALVE CARTRIDGE	1	
	180027916	O-RING	1	
	163719695	CYLINDER - HYD-5.50 X 40.00-3.00 ROD-58.00RL	A/R	Includes Ref. #'s 1-14

Provided for Free by Trenchwell.com
Shop Aftermarket Parts

Cylinder- Stick

Fig 11-12

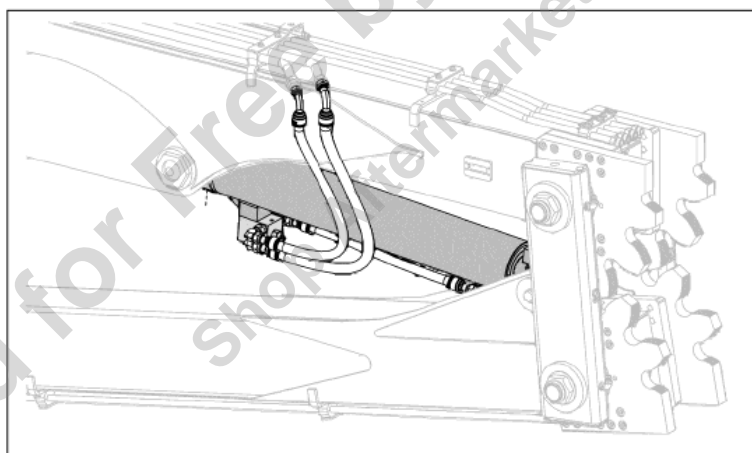
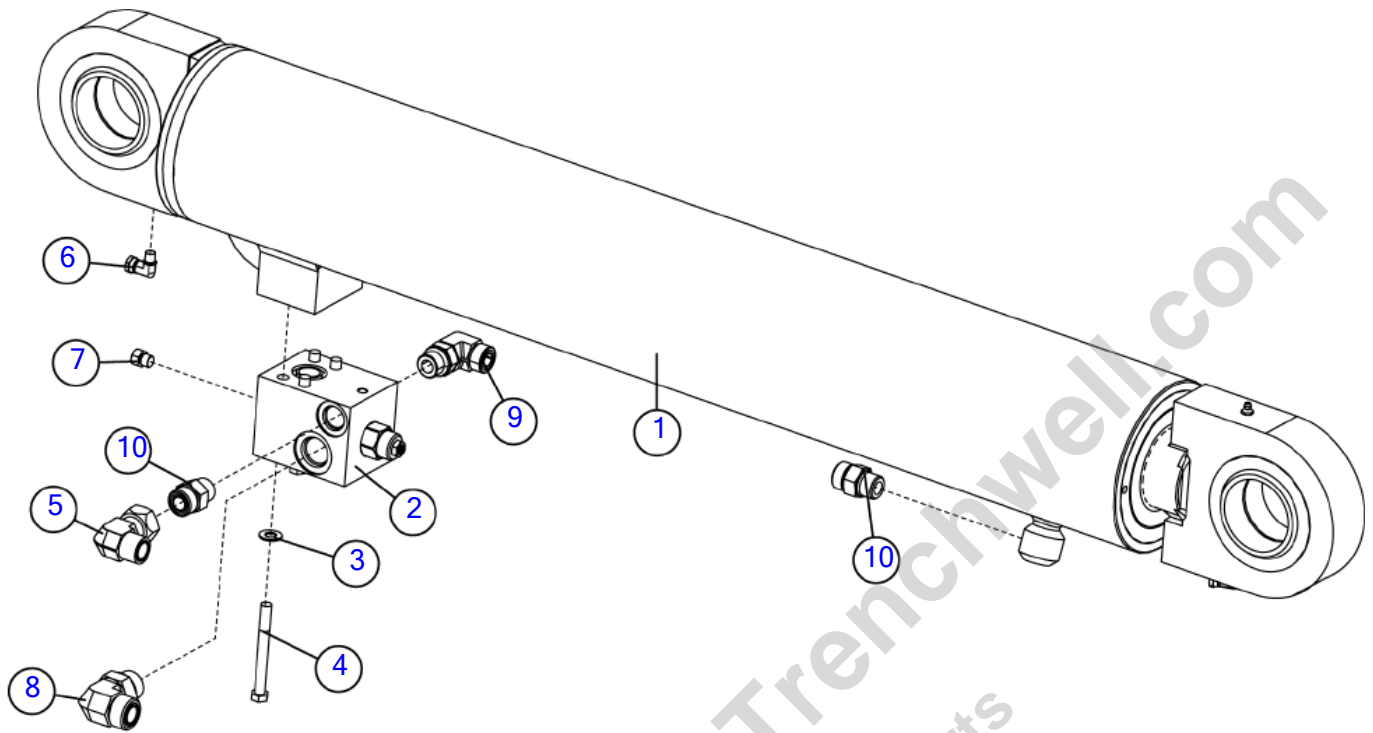


Illustration No: 163725367 - Not For Ordering

Cylinder- Stick

Fig 11-12

REF NO.	PART NO.	DESCRIPTION	QTY.	REMARKS
1	163719696	CYLINDER-HYD-5.50 X 34.00-3.00 ROD-50.00 RL	1	Breakdown Fig. 11-12T01
2	163725371	VALVE-LOADER CYLINDER	1	
3	235713001	WASHER - FLATSTRL - .38 - .41 X .81 - .06-YA-A325	4	
4	16114034	BOLT-3/8-16X3 1/2 HEX HD. GR8	4	
5	400004004	FITTING - 90 - 10MORFF - 10FSORFF	1	
6	59246001	FITTING-1/8MX1/8FS 90DEG	2	
7	67263001	FITTING - PLUG - 4MORB - HEX	1	
8	72419001	FITTING - 90 - 12MORFF - 12MORBA	1	
9	72435001	FITTING 90 10MORFF 10MORBA	1	
10	91205001	FITTING - STR - 10MORB - 10MORFF	2	

Provided for Free by Trenchwell.com
Shop Aftermarket Parts

Breakdown- Stick Cylinder

Fig 11-12T01

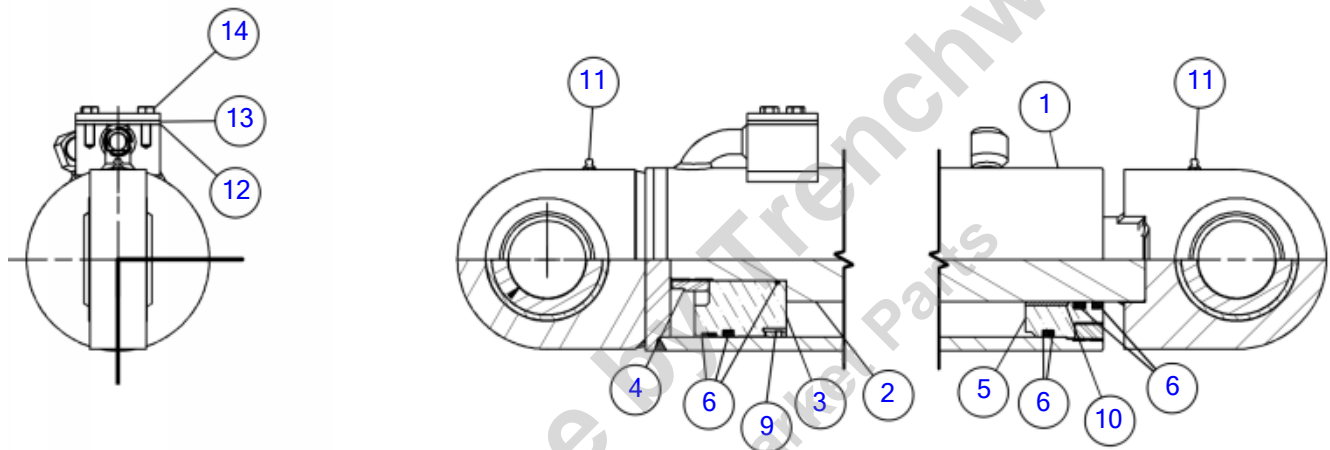


ILLUSTRATION NO. 163719696_BD – Not For Ordering

Breakdown- Stick Cylinder
Fig 11-12T01

REF NO.	PART NO.	DESCRIPTION	QTY.	REMARKS
1	180028624	5 1/2" HDI BARREL	1	
2	180028625	3" SHAFT	1	
3	180028612	5 1/2" PISTON 1 1/2" SHAFT CUT	1	
4	296294958	NUT-LOCKING 1 1/2-12 GRADE C	1	
5	180028613	5 1/2" HDI HEAD 3" SHAFT	1	
6	180025042	5 1/2" REPAIR KIT (3/1.5)	1	
7	180028614	5 1/2" INTERNAL COLLAR	1	Not Shown
8	296271146	NYLOCK SET SCREW	1	Not Shown
9	180028616	STEEL RING	1	
10	180028617	GARMAX BEARING GM4852-24 OR EQ	1	
11	180028618	1/8" NPT ZERK	2	
12	180028619	GASKET	1	
13	180028620	PLATE	1	
14	180028621	3/8-16 x 3/4 L HHCS	2	
	180027915	CARTRIDGE	1	
	180027916	O-RING	1	
	632907001	SEAL KIT-PO CHECK VALVE CARTRIDGE	1	
	163719696	CYLINDER-HYD-5.50 X 34.00-3.00 ROD-50.00 RL	A/R	Includes Ref. #'s 1-14

Cylinder- Cab Lift

Fig 11-13

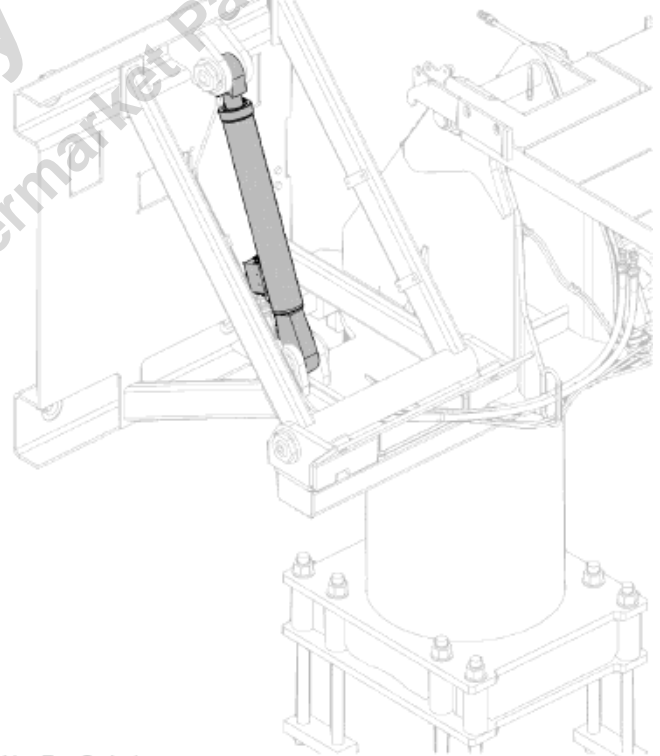
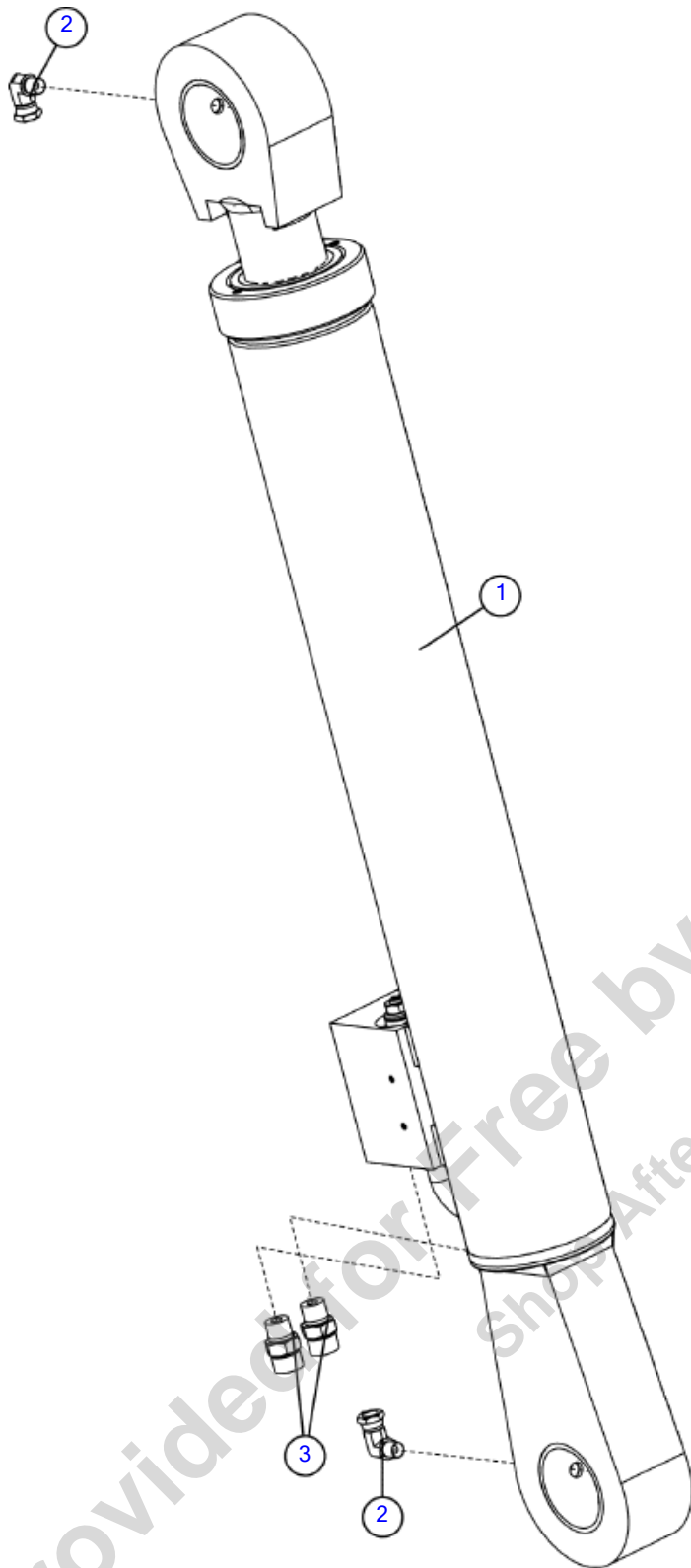


Illustration No: 163725379 - Not For Ordering

Cylinder- Cab Lift

Fig 11-13

REF NO.	PART NO.	DESCRIPTION	QTY.	REMARKS
1	163719697	CYLINDER-HYD-3.00 X 18.75-2.00 ROD-34.38 RL	1	Breakdown Fig. 11-13T01
2	59246001	FITTING-1/8MX1/8FS 90DEG	2	
3	72442001	FITTING - STR - 6MORFF - 6MORB	2	

Provided for Free by Trenchwell.com
Shop Aftermarket Parts

Breakdown- Cab Lift Cylinder

Fig 11-13T01

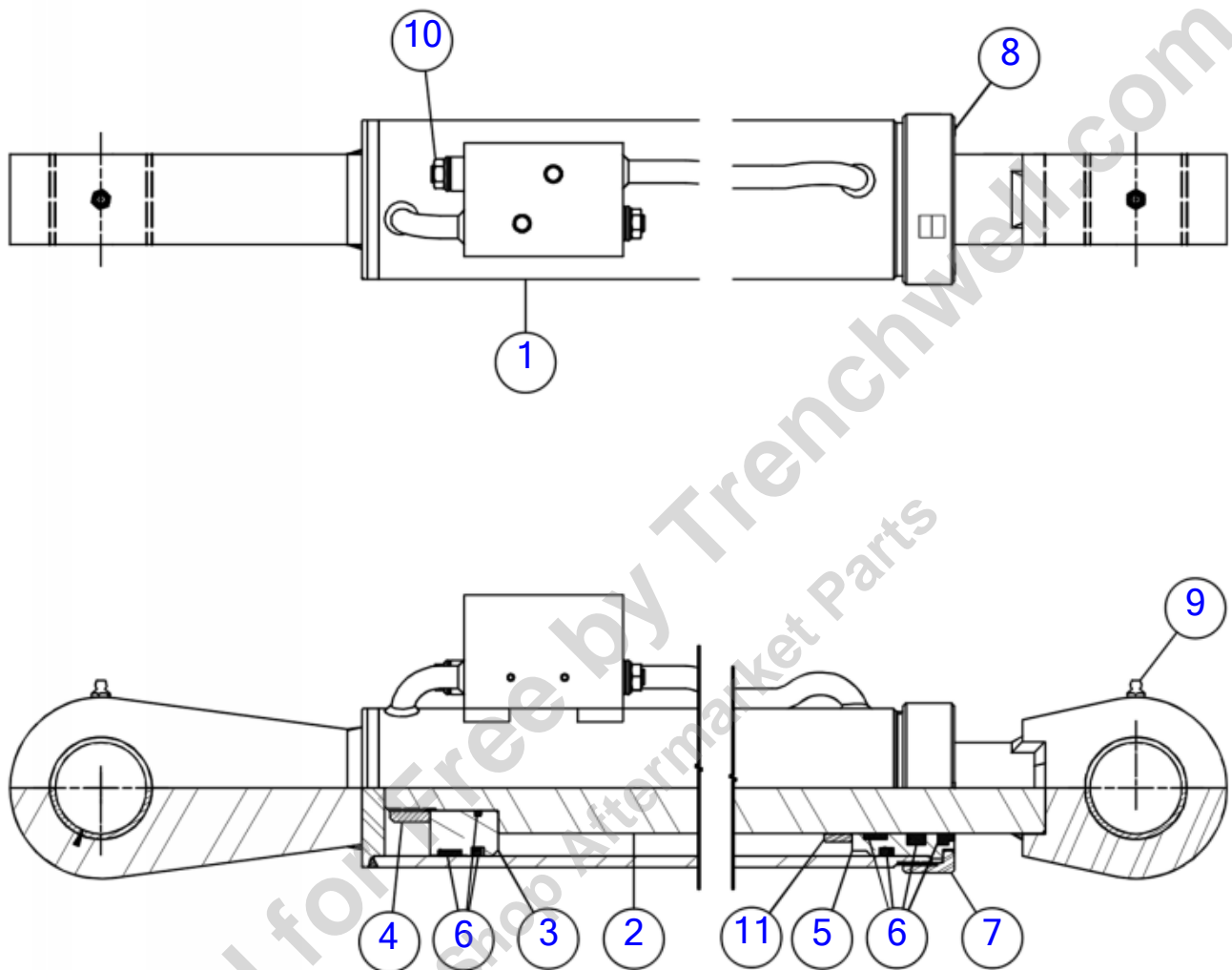


ILLUSTRATION NO. 163719697_BD - Not For Ordering

Breakdown- Cab Lift Cylinder
Fig 11-13T01

REF NO.	PART NO.	DESCRIPTION	QTY.	REMARKS
1	180028626	3" HDE BARREL	1	
2	180028615	1/4-28 x 1/4" NYLON TIP SET SCREW	1	
3	257144003	PISTON	1	
4	296294996	NUT-LOCKING 1.00-14 GRADE C	1	
5	180028627	3" HDE HEAD 2" SHAFT	1	
6	180028628	3" REPAIR KIT	1	
7	180028629	3" EXTERNAL COLLAR	1	
8	180028630	1/4-20 x 1/4 CUPT SET SCREW	2	
9	180028618	1/8" NPT ZERK	2	
10	180028631	SUN VALVE CBBD-LJN 2500 PSI	2	
11	180028632	STEEL SPACER	1	
	163719697	CYLINDER-HYD-3.00 X 18.75-2.00 ROD-34.38 RL	A/R	Includes Ref. #'s 1-11

Provided for Free by Trenchwell.com
Shop Aftermarket Parts

Grapple Rotator

Fig 11-14

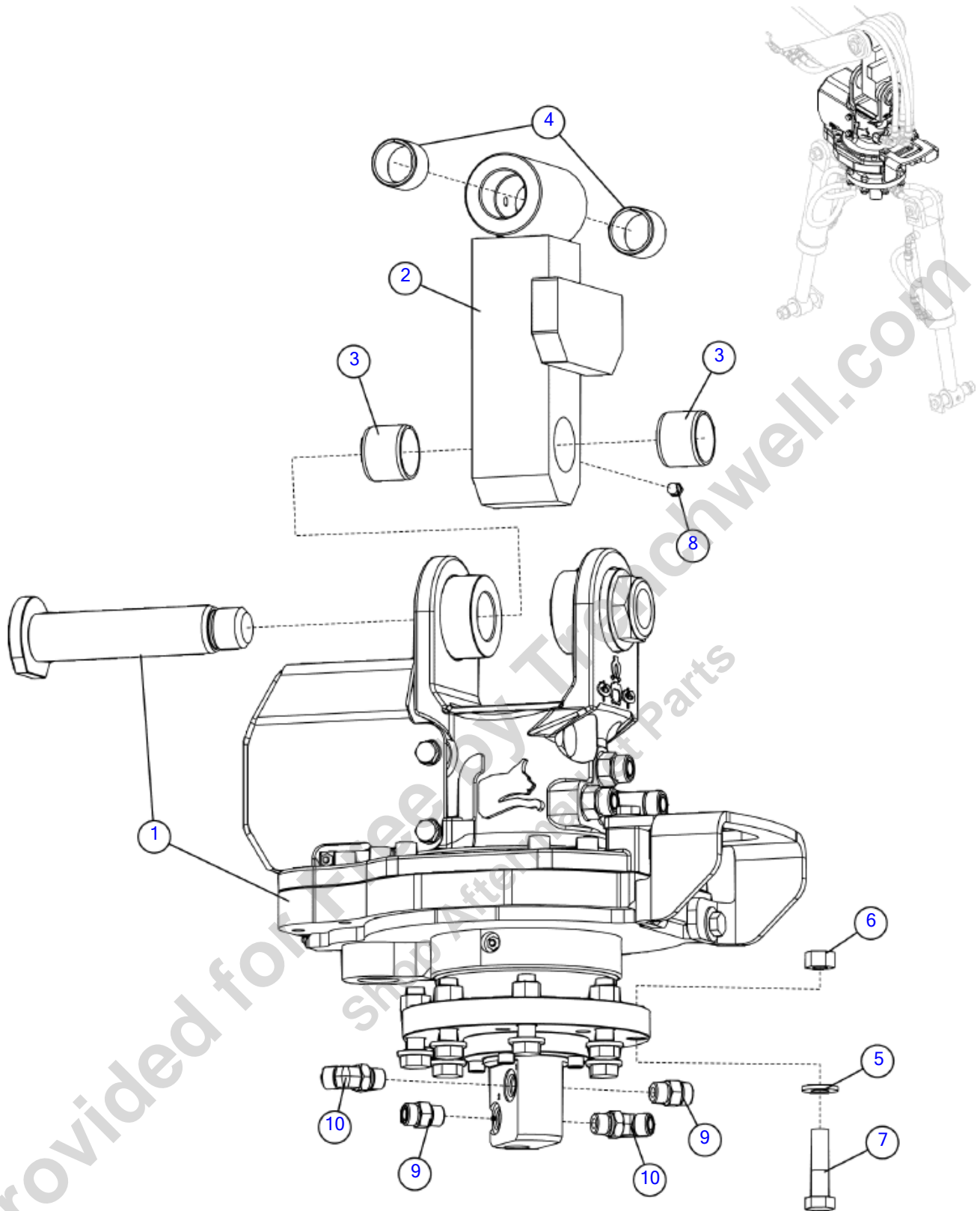


Illustration No: 163725323 - Not For Ordering

Grapple Rotator

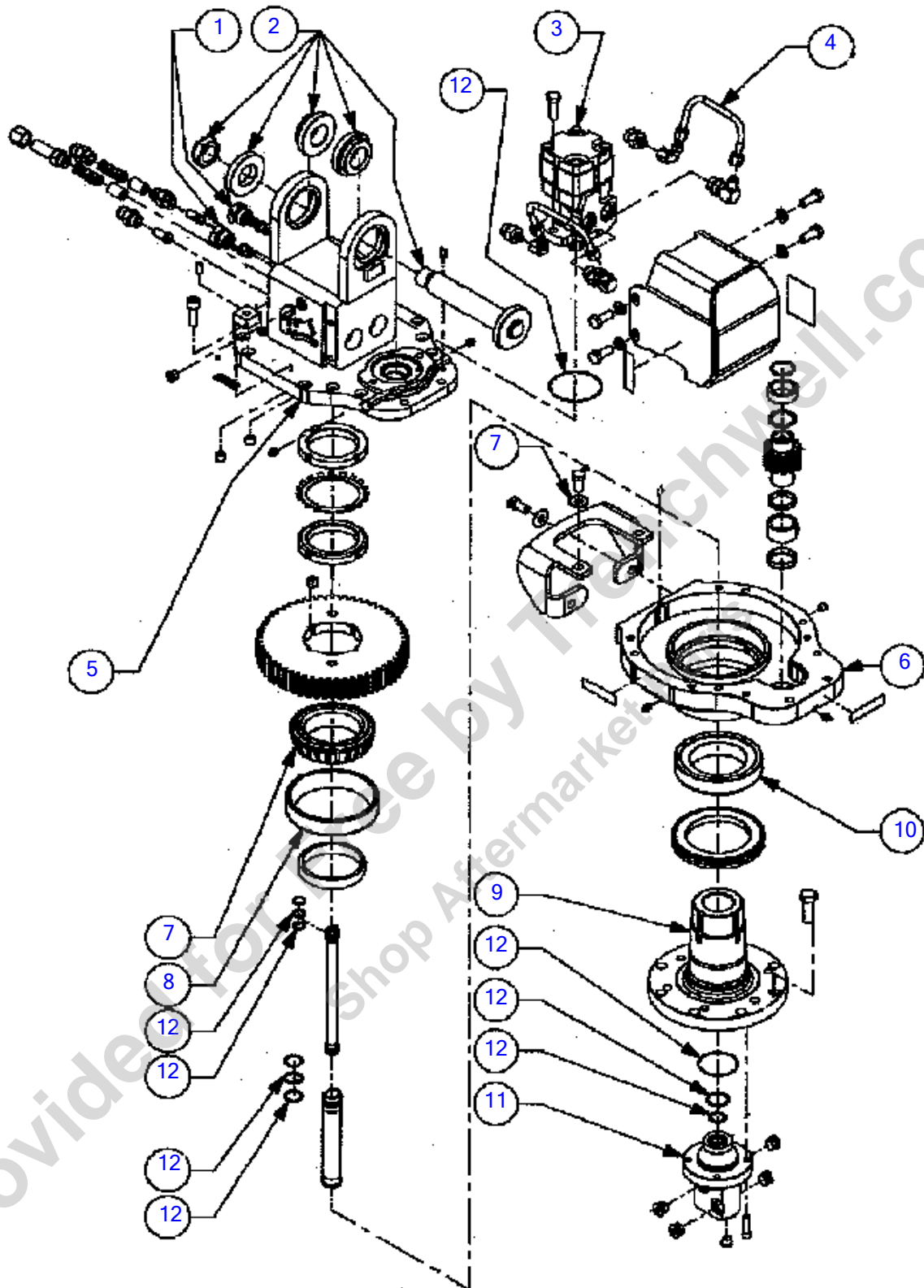
Fig 11-14

REF NO.	PART NO.	DESCRIPTION	QTY.	REMARKS
1	163657537	ROTATOR-ROTOBEC RT-222	1	Breakdown Fig. 11-14T01
2	163677177	LINK- GRAPPLE	1	
3	1835033	BSHG STL 2X1 3 4 X 1 1 2	2	
4	1835059	BSHG.-STL.-1 3/4X1 1/2X1 1/4	2	
5	235715001	WASHER-FLATSTRL-.63-.66 X 1.31-.15-YZ-A325	8	
6	250513001	NUT - 5/8NC Gr8 TOP LOCK Y/ZINC	8	
7	280647001	BOLT-5/8-11 X 2-1/2 GR 8 Y/ZINC PLTD.	8	
8	586001	ZERK 1/8in ST NPT GREASE ZYC	2	
9	72429001	FITTING - STR - 8MORFF - 8MORB	2	
10	72430001	FITTING - 45 - 8MORFF - 8MORBA	2	

Provided for Free by Trenchwell.com
Shop Aftermarket Parts

Breakdown- Grapple Rotator

Fig 11-14T01



Breakdown- Grapple Rotator
Fig 11-14T01

REF NO.	PART NO.	DESCRIPTION	QTY.	REMARKS
1	180021144	CARTRIDGE RELIEF VALVE 915 PSI	1	
2	180025394	SLEEVE KITS	1	
3	180021135	HYDRAULIC MOTOR	1	
4	180021137	MOTOR TUBE	1	
5	180021140	ROTATOR COVER	1	
6	180021136	COUPLING ROTATOR	1	
	180021147	SEAL KIT	1	
7	180021143	TAPER ROLLER BEARING (CONE)	1	
8	180021142	TAPER ROLLER BEARING CUP	1	
9	180021138	ROTATOR SHAFT	1	
10	180021141	TAPER ROLLER BEARING	1	
11	180021139	HOUSING-COLLECTOR	1	
12	180021146	SEAL KIT	1	
	163657537	ROTATOR-ROTOBEC RT-222	A/R	Includes Ref. #'s 1-11

Provided for Free by Trenchwell.com
 Shop Aftermarket Parts

Cylinders- Spork Grapple

Fig 11-15

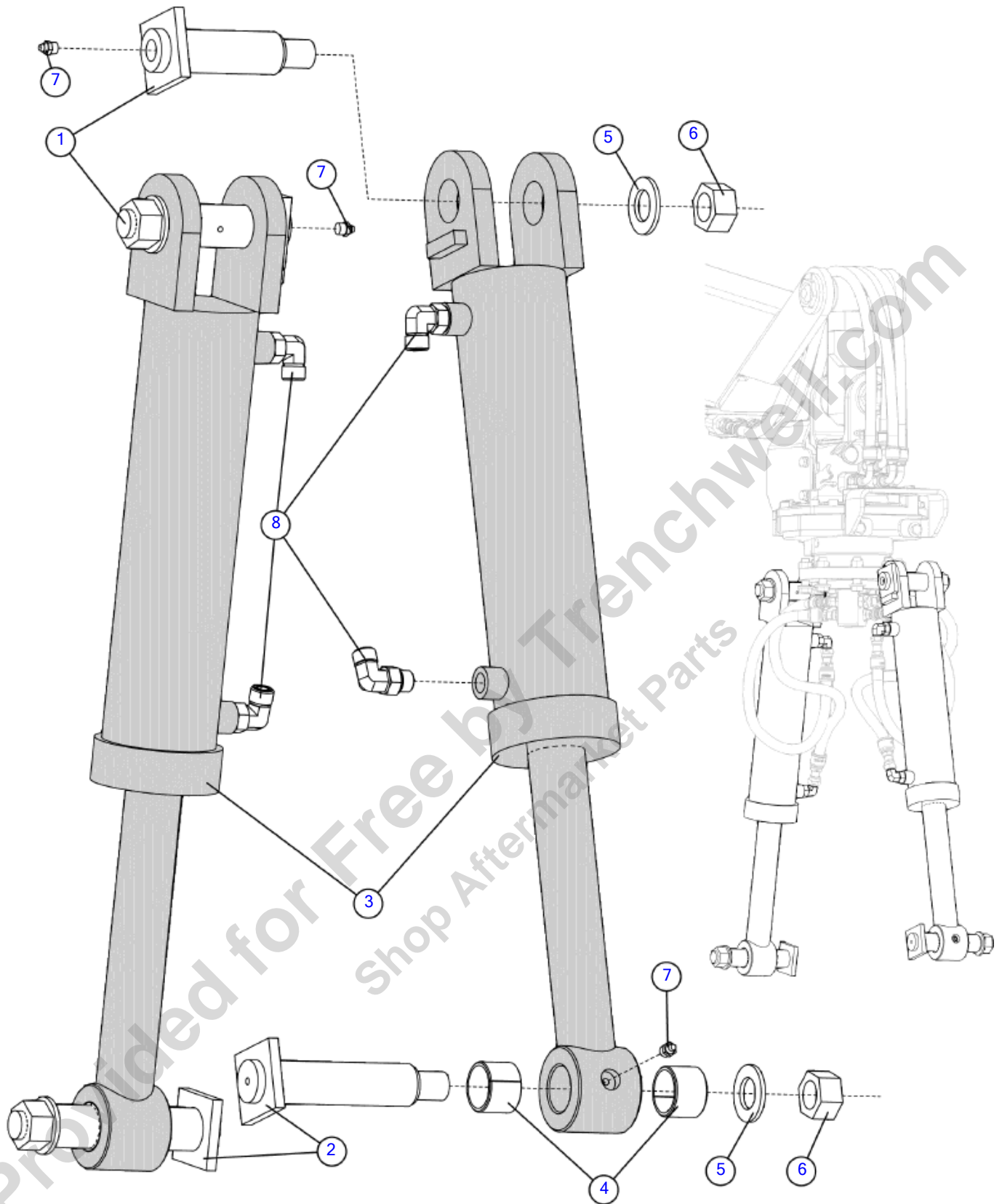


Illustration No: 163725326 - Not For Ordering

Cylinders- Spork Grapple

Fig 11-15

REF NO.	PART NO.	DESCRIPTION	QTY.	REMARKS
1	163633043	TOP CYLINDER PIN WELDMENT	2	
2	163633044	BOTTOM CYLINDER PIN WELDMENT SPORK GRAPP	2	
3	163646850	CYLINDER - 3.5" BORE X 10.5" STROKE	2	Breakdown Fig. 11-15T01
4	1835059	BSHG.-STL.-1 3/4X1 1/2X1 1/4	4	
5	238892001	WASHER-FLATSTRL-1.00-1.13X2.00-.16-YZ-A325	4	
6	5460001	NUT -1-14 NF GR 8 SLTL	4	
7	586001	ZERK 1/8in ST NPT GREASE ZYC	4	
8	72431001	FITTING 90 8MORFF 8MORBA FRG	4	

Provided for Free by Trenchwell.com
Shop Aftermarket Parts

Breakdown- Spork Grapple Cylinder

Fig 11-15T01

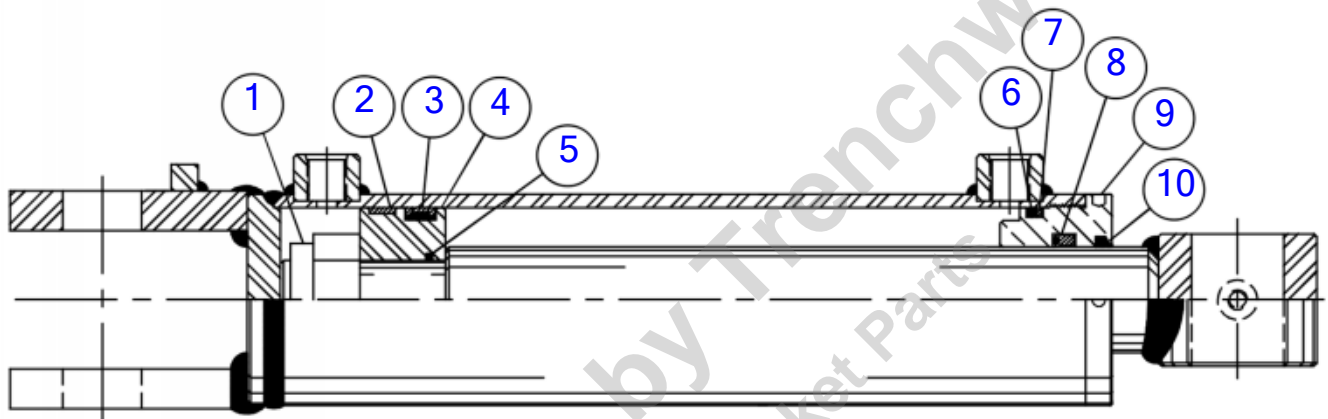


ILLUSTRATION NO. 163646850_BD - Not For Ordering

11-15T01

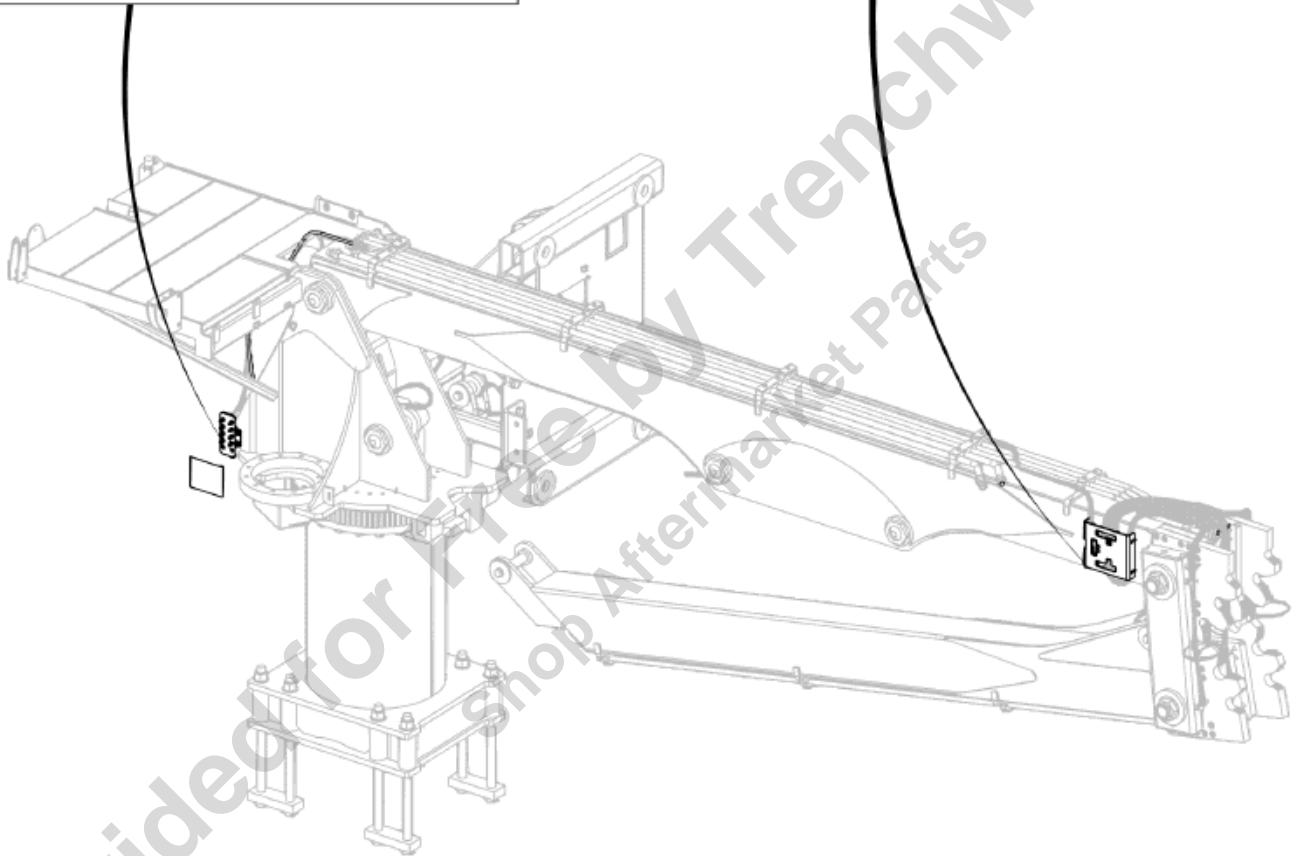
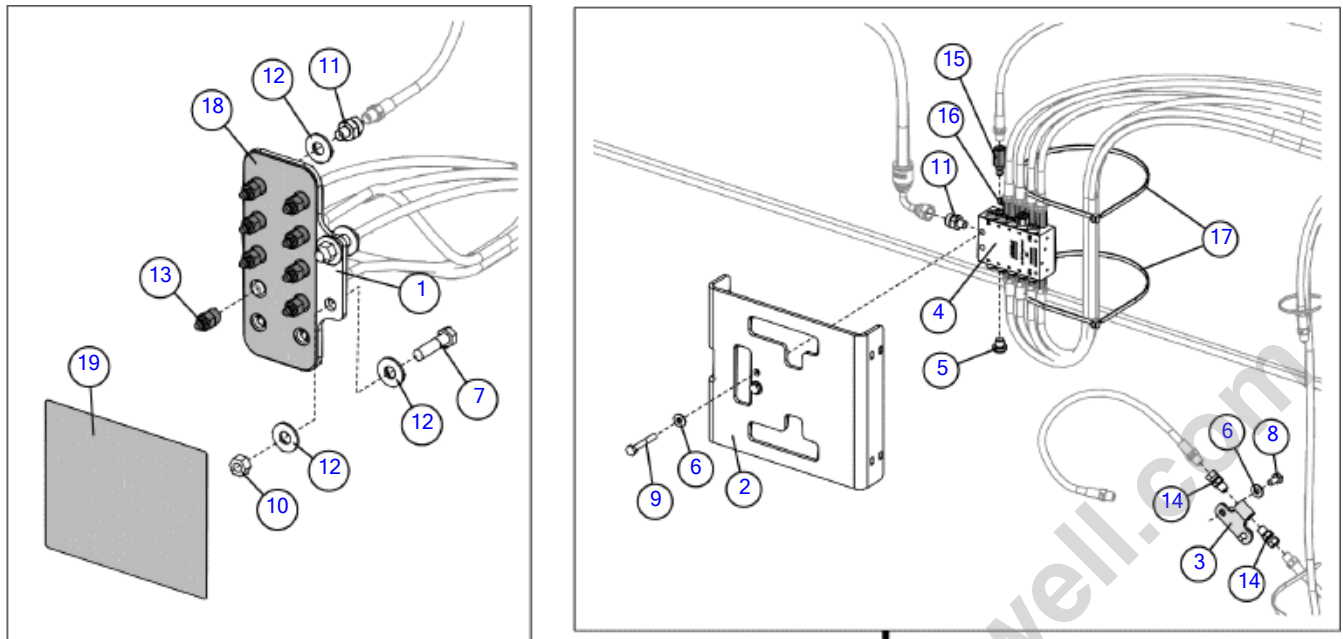
Breakdown- Spork Grapple Cylinder
Fig 11-15T01

REF NO.	PART NO.	DESCRIPTION	QTY.	REMARKS
1	180028633	STOVER NUT	1	
2		WEAR RING	1	Not Sold Separately
3		CAPPED T-SEAL	1	Not Sold Separately
4		PISTON- STEEL	1	Not Sold Separately
5		O'RING	1	Not Sold Separately
6		O'RING	1	Not Sold Separately
7		TEFLON BACKUP	1	Not Sold Separately
8		POLYPAK- TYPE 'B'	1	Not Sold Separately
9	180028641	GLAND NUT	1	
10	180028642	ROD WIPER	1	
	163646850	CYLINDER - 3.5" BORE X 10.5" STROKE	A/R	Includes Ref. #'s 2-8
	180028658	SEAL KIT	1	Includes Ref. #'s 1-10

Provided for Free by Trenchwell.com
 Shop Aftermarket Parts

Valve- Loader Grease

Fig 11-16



Valve- Loader Grease

Fig 11-16

REF NO.	PART NO.	DESCRIPTION	QTY.	REMARKS
1	163725350	PLATE - GREASE BULKHEAD	1	
2	163725386	PLATE - GREASE VALVE COVER	1	
3	163725391	WELDMENT - GREASE LINE BULKHEAD	1	
4	163725404	VALVE-SSV10 GREASE DIVIDER	1	Breakdown Fig. 11-16T01
5	163725436	FITTING-GREASE PORT CLOSURE PLUG M10X1	1	
6	235716001	WASHER - FLATSTRL - .25 -.28 X .63 - .06 - CZ	4	
7	235723001	SCREW - HCS -.38 - 16 X 1.50 - GR8 - YZ	2	
8	235733001	BOLT-1/4-20X1/2 GR8 ZYC	2	
9	248107001	BOLT-1/4-20X1 3/4 GR 8 ZINC PL	2	
10	250508001	NUT - 3/8-NC Gr8 TOP LOCK Y/ZINC	2	
11	400017001	FITTING- STR 4MORFF X 2MNPT	2	
12	510337607	WASHER-FLATSTD-.38-.44X1.00-.08-YZ	12	
13	587001	ZERK 1/8" F ST GREASE	8	
14	601695001	FITTING M P SWVL ADAPT 1/8X 1/8	2	
15	618457001	ADAPTER-VALVE OUTLET W/CHECK	9	
16	618458001	RING-CLAMPING	9	
17	69800001	STRAP-NYTIE 21"LONG #T150M-BLACK	2	
18	700IG546	DECAL-GREASE CHART TG5000 LOADER	1	
19	700IG642	DECAL-GREASE CHART, LOADER	1	

Valve- SSV10 Grease Divider

Fig 11-16T01

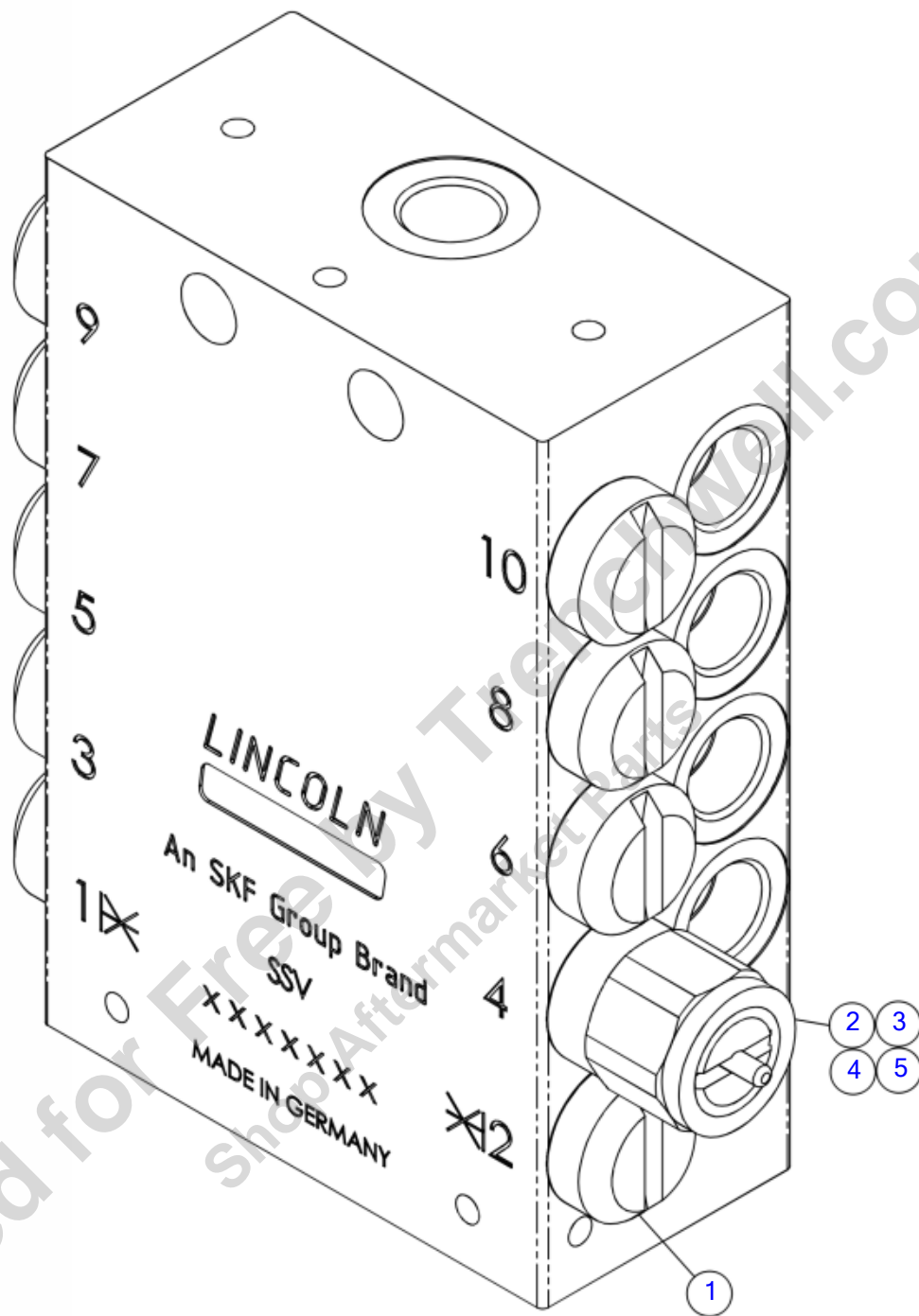



ILLUSTRATION NO. 163725404_BD - Not For Ordering

Valve- SSV10 Grease Divider
Fig 11-16T01

REF NO.	PART NO.	DESCRIPTION	QTY.	REMARKS
1	180027261	PLUG	9	
2	180027262	U-CUP PACKING	1	
3	180027263	FITTING	1	
4	180027264	PACKING RETAINING SCREW	1	
5	180027265	GASKET	1	
	163725404	VALVE-SSV10 GREASE DIVIDER	A/R	Includes Ref. #'s 1-5

Provided for Free by Trenchwell.com
Shop Aftermarket Parts

Loader Cab



Loader Cab

Loader Hitch (SN 104-104)	Fig	12-01
Loader Hitch (SN 105-)	Fig	12-01R01
Loader Mast & Cab Platform	Fig	12-02
Loader Boom & Stick	Fig	12-03
Deck- Lower Left	Fig	12-04
Deck- Lower Right	Fig	12-05
Handrails & Ladder	Fig	12-06
Cab (SN 104-104)	Fig	12-07
Cab (105 -)	Fig	12-07R01
Cab Door	Fig	12-08
Cab Window	Fig	12-09
Front Intrusion Guard	Fig	12-10
Cab Bulkhead	Fig	12-11
Seat	Fig	12-12
Cab Interior	Fig	12-13
Multi-Tine High Capacity Grapple	Fig	12-14

Provided for Free by Trenchwell.com
 Shop Aftermarket Parts

Loader Hitch (SN 104-104)

Fig 12-01

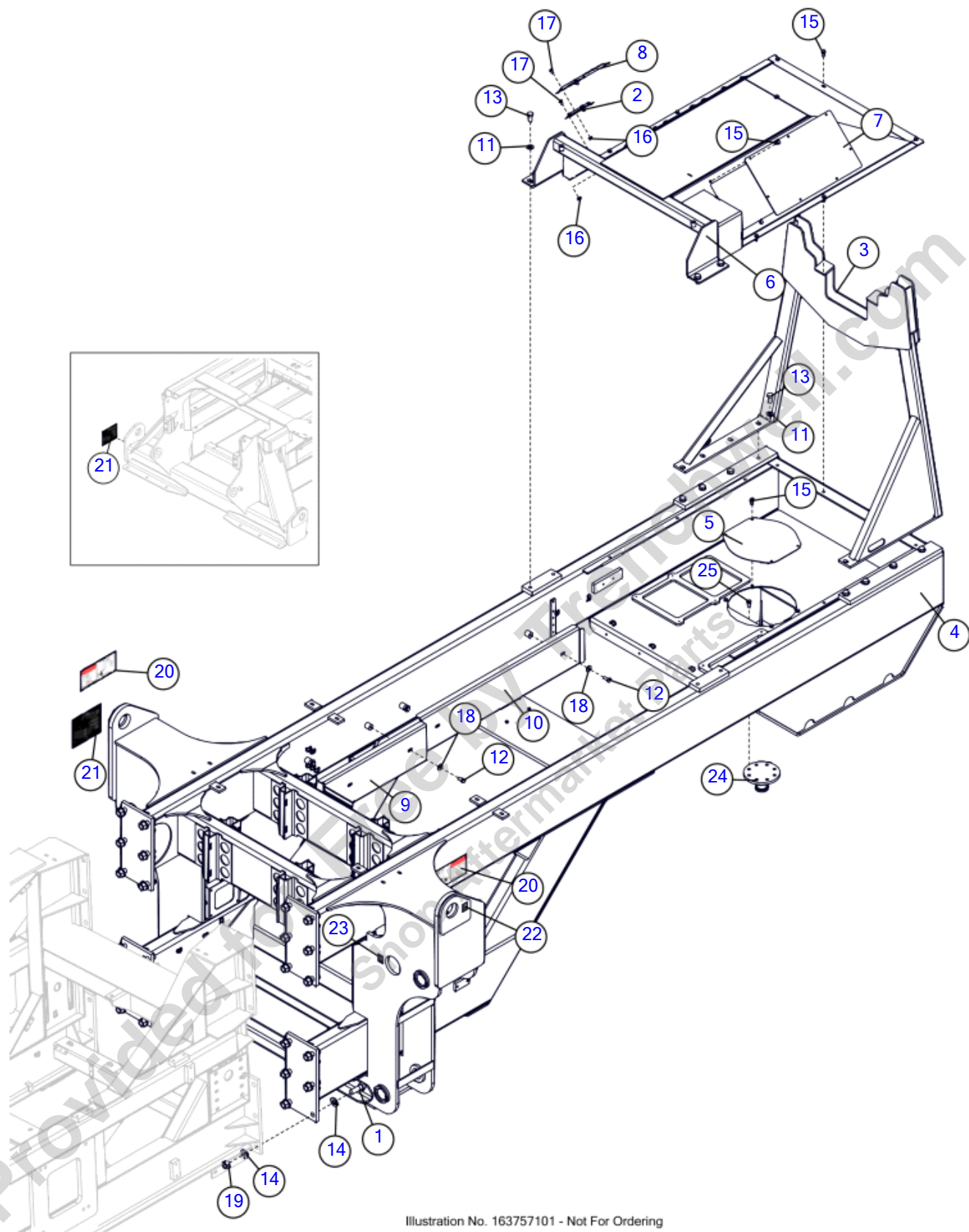


Illustration No. 163757101 - Not For Ordering

Loader Hitch (SN 104-104)

Fig 12-01

REF NO.	PART NO.	DESCRIPTION	QTY.	REMARKS
1	147275001	SCREW - HCS - 1.00-14 X 3.00 - GR8 - YZ	24	
2	163639154	HINGE - DOOR 8.00 X 3.00 ZINC	1	
3	163719205	WELDMENT - LOADER BOOM REST	1	
4	163757102	WELDMENT - LOADER HITCH	1	
5	163757108	SHEET - COVER	1	
6	163757124	WELDMENT - HVAC GUARD	1	
7	163757126	SHEET - HVAC ACCESS COVER	2	
8	163757130	DOOR - HIGH RISE	1	
9	163757147	PLATE - REAR HOSE CHASE COVER	1	
10	163757149	WELDMENT - FRONT CHASE COVER	1	
11	235717001	WASHER - 3/4" HARDENED FLAT YZ	12	
12	235737001	BOLT-1/2-13X1 1/4 GR8 ZYC	4	
13	238217001	BOLT-3/4-10X1 1/2 GR8 HEX ZYC	12	
14	238892001	WASHER-FLATSTRL-1.00-1.13X2.00-.16-YZ-A325	48	
15	296300772	SCREW HFS .38-16X1.00 GR8 YZ	26	
16	296300850	NUT-HEXFLGTL-.38-16-G-YZ	4	
17	510308107	BOLT - CARG.-.38-16X.75-GR5-YZ	4	
18	510337611	WASHER-FLATSTD - .50-.56X1.38-.11-YZ	4	
19	5460001	NUT -1-14 NF GR 8 SLTL	24	
20	7000A805	DECAL - DANGER ELECTRO HAZARD	2	
21	7000H010	DECAL-TG5000E W/LOADER RIGGING	2	
22	7000I445	DECAL-LIFT POINT	2	
23	7000I834	DECAL - TIE DOWN POINT	4	
24	163750176	KING PIN KIT	1	
25	163750177	STUD-M14 X 1.5 X 35	8	

Loader Hitch (SN 105-)

Fig 12-01R01

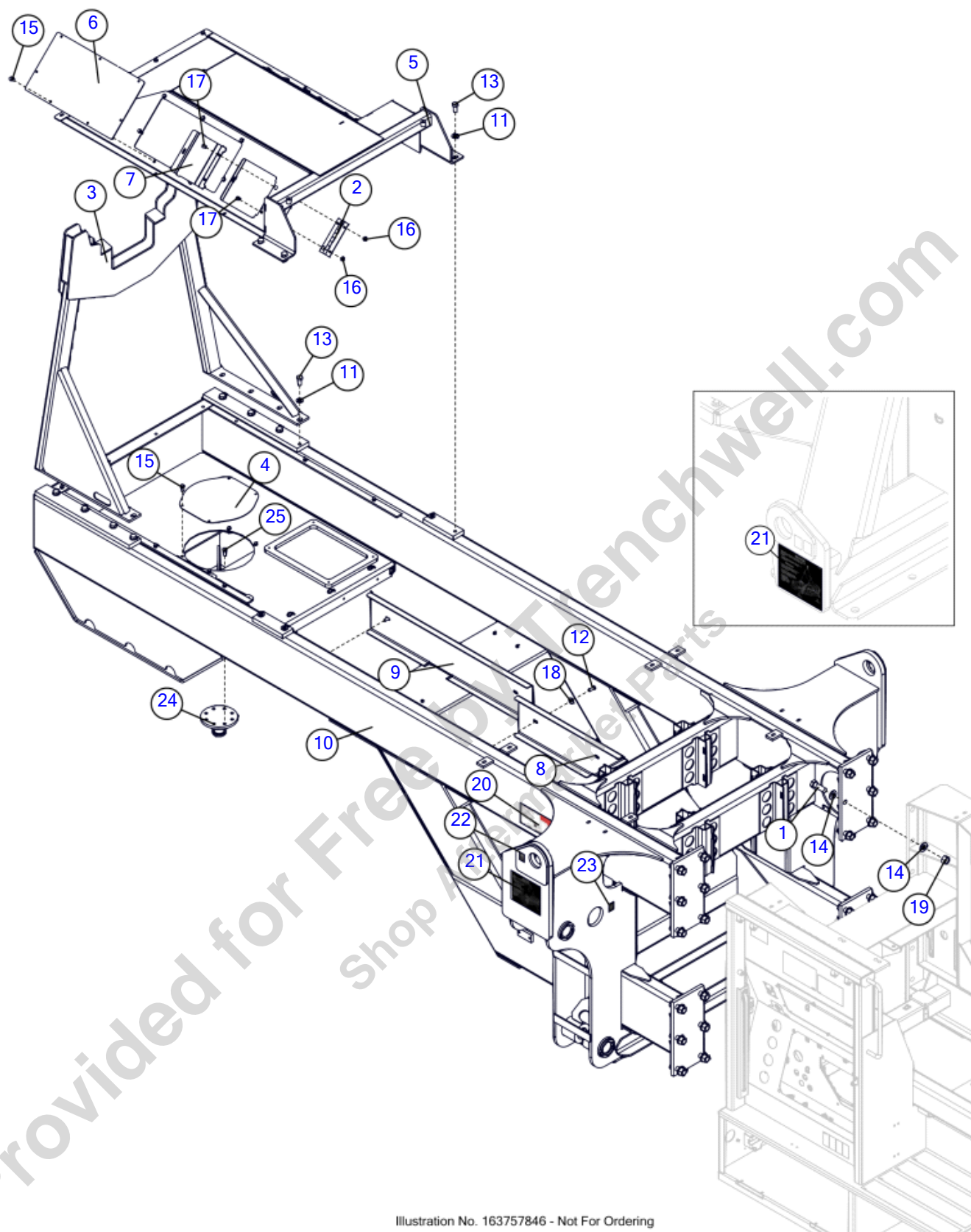


Illustration No. 163757846 - Not For Ordering

Loader Hitch (SN 105-)

Fig 12-01R01

REF NO.	PART NO.	DESCRIPTION	QTY.	REMARKS
1	147275001	SCREW - HCS - 1.00-14 X 3.00 - GR8 - YZ	24	
2	163639154	HINGE - DOOR 8.00 X 3.00 ZINC	1	
3	163719205	WELDMENT - LOADER BOOM REST	1	
4	163757102	WELDMENT - LOADER HITCH	1	
5	163757108	SHEET - COVER	1	
6	163757124	WELDMENT - HVAC GUARD	1	
7	163757126	SHEET - HVAC ACCESS COVER	2	
8	163757130	DOOR - HIGH RISE	1	
9	163757147	PLATE - REAR HOSE CHASE COVER	1	
10	163757149	WELDMENT - FRONT CHASE COVER	1	
11	235717001	WASHER - 3/4" HARDENED FLAT YZ	12	
12	235737001	BOLT-1/2-13X1 1/4 GR8 ZYC	4	
13	238217001	BOLT-3/4-10X1 1/2 GR8 HEX ZYC	12	
14	238892001	WASHER-FLATSTRL-1.00-1.13X2.00-.16-YZ-A325	48	
15	296300772	SCREW HFS .38-16X1.00 GR8 YZ	26	
16	296300850	NUT-HEXFLGTL-.38-16-G-YZ	4	
17	510308107	BOLT - CARG.-.38-16X.75-GR5-YZ	4	
18	510337611	WASHER-FLATSTD - .50-.56X1.38-.11-YZ	4	
19	5460001	NUT -1-14 NF GR 8 SLTL	24	
20	7000A805	DECAL - DANGER ELECTRO HAZARD	2	
21	7000H010	DECAL-TG5000E W/LOADER RIGGING	2	
22	7000I445	DECAL-LIFT POINT	2	
23	7000I834	DECAL - TIE DOWN POINT	4	
24	163750176	KING PIN KIT	1	
25	163750177	STUD-M14 X 1.5 X 35	8	

Loader Mast & Cab Platform

Fig 12-02

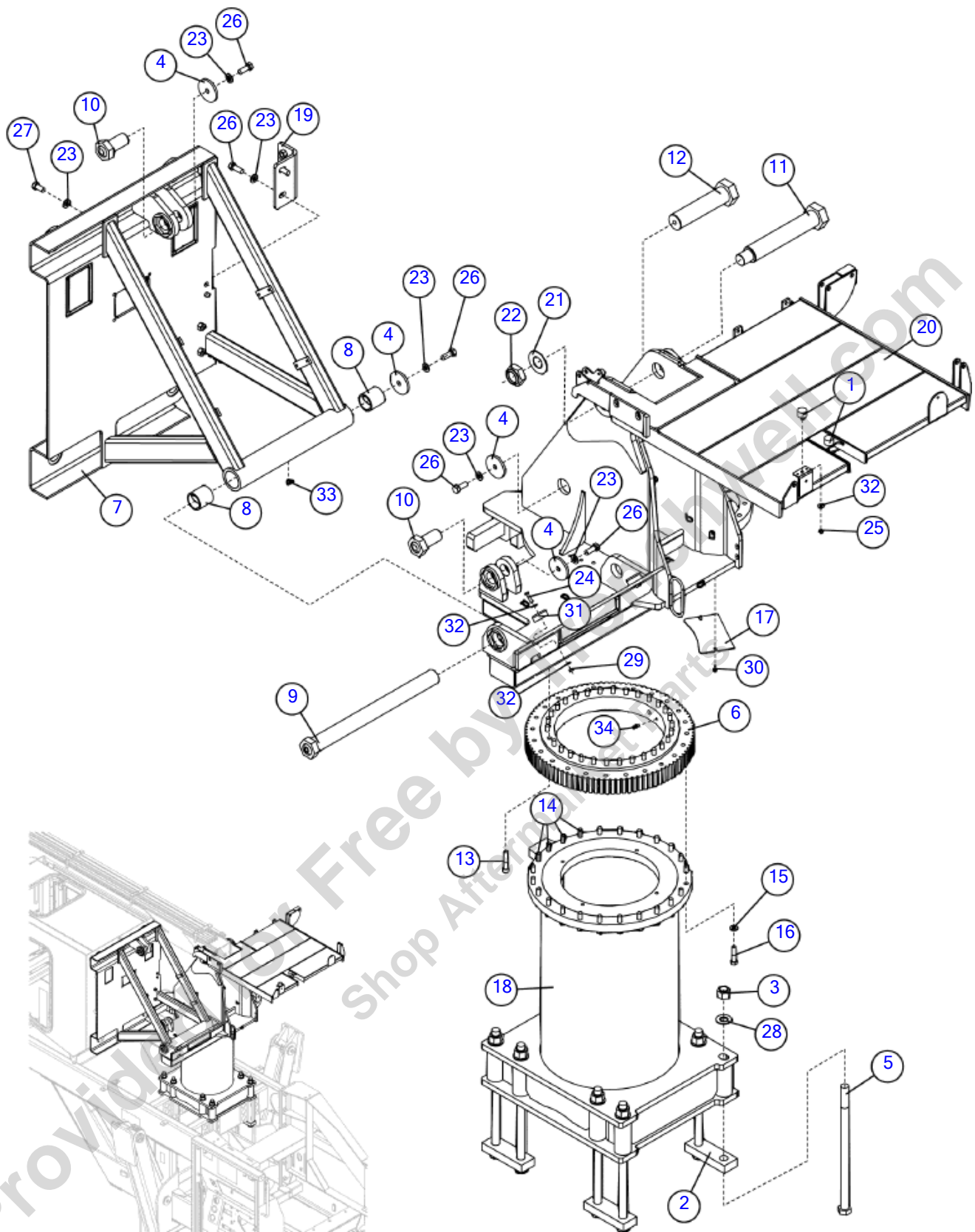


Illustration No: 163725375 - Not For Ordering

Loader Mast & Cab Platform

Fig 12-02

REF NO.	PART NO.	DESCRIPTION	QTY.	REMARKS
1	122474001	MOUNT-SANDWICH SINGLE STUD	2	
2	130578001	CLAMP-PLATE	4	
3	130982001	NUT-1 1/4-7 INSERT LOCK	8	
4	140891001	PLATE - 4" PIN RETAINER	4	
5	147269001	BOLT- 1 1/4-7X24 GRD8 HEX PLATED	8	
6	163719421	BEARING-TURNABLE M80	1	
7	163719473	WELDMENT - CAB TILT PLATFORM	1	
8	163719538	BUSHING-BRASS-2 1/2"ID X 3"OD X 3"L	2	
9	163719540	WELDMENT - CAB TILT PIN	1	
10	163719542	WELDMENT - CAB TILT PIN	2	
11	163719544	WELDMENT - BOOM PIN	1	
12	163719546	WELDMENT - CYLINDER PIN	1	
13	163719547	SCREW-SHCS-.63-11X3.25-BOWMALLOY	30	
14	163719548	SCREW-SHCS-.63-11X4.50-BOWMALLOY	4	
15	163719550	WASHER-FLATSTRL-.63-.69X1.31-.12-BOWMALLOY	24	
16	163719551	SCREW-HHCS-.63-11X2.75-BOWMALLOY	20	
17	163719557	PLATE - PINION SHIELD LID	1	
18	163719612	WELDMENT - LOADER BASE	1	
19	163725024	WELDMENT - CAB LOCK	1	
20	163725378	WELDMENT - LOADER HEAD	1	
21	163737005	WASHER-FLAT-2.00-2.03X4.00-.12-YZ	1	
22	232503001	NUT-LOCK 2.000" - 12 HEX	1	
23	235717001	WASHER - 3/4" HARDENED FLAT YZ	8	
24	235723001	SCREW - HCS -.38 - 16 X 1.50 - GR8 - YZ	2	
25	235725001	NUT - HEX - .38 - 16 - GR8 - YZ	2	
26	235746001	BOLT-3/4-10X2 GR8 HEX ZYC	6	
27	238217001	BOLT-3/4-10X1 1/2 GR8 HEX ZYC	2	
28	238891001	WASHER-1 1/4 HARDENED FLAT ZY	16	
29	250508001	NUT - 3/8-NC Gr8 TOP LOCK Y/ZINC	2	
30	296300762	SCREW HFS .31 - 18 X .75 GR8 YZ	2	
31	3035001	BUMPER 2 1/2OD X 1" HIGH RUBR	2	
32	510337607	WASHER-FLATSTD-.38-.44X1.00-.08-YZ	6	
33	59246001	FITTING-1/8MX1/8FS 90DEG	1	
34	601695001	FITTING M P SWVL ADAPT 1/8X 1/8	2	

Loader Boom & Stick

Fig 12-03

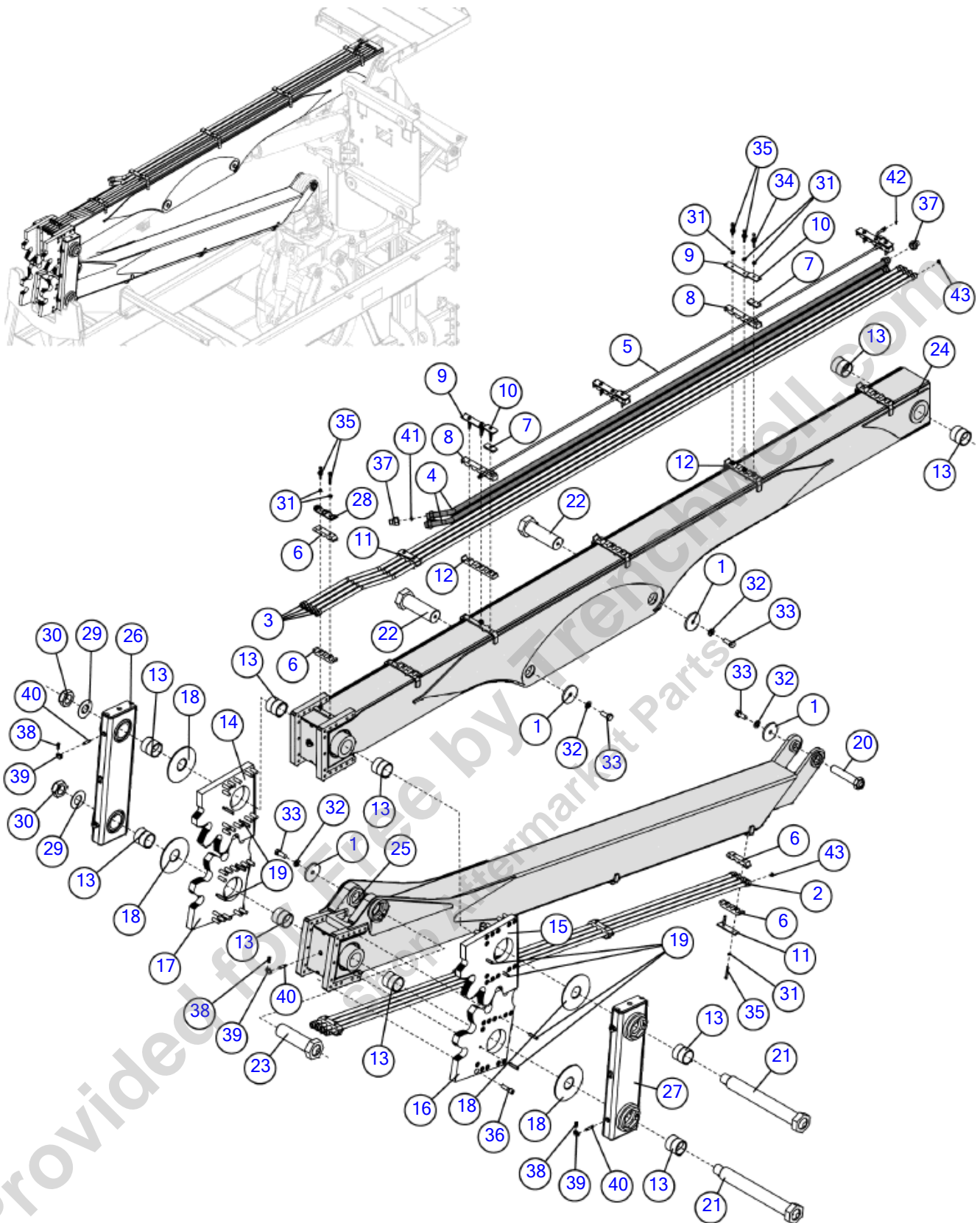


Illustration No: 163725363 - Not For Ordering

Loader Boom & Stick

Fig 12-03

REF NO.	PART NO.	DESCRIPTION	QTY.	REMARKS
1	140891001	PLATE - 4" PIN RETAINER	4	
2	163719443	TUBE-HYD-ROTATOR LINE	4	
3	163719444	TUBE-HYD-LOWER ROTATOR LINE	4	
4	163719445	TUBE-HYD-STICK CYLINDER LINE	2	
5	163719450	TUBE-HYD-COUNTERBALANCE LINE	1	
6	163719451	CLAMP-CUSHION-QUAD .75	12	
7	163719454	CLAMP-CUSHION TWIN .375	4	
8	163719455	CLAMP-CUSHION-QUAD .75 - TWIN .375	4	
9	163719457	PLATE - CAP	4	
10	163719458	PLATE - SMALL CAP	4	
11	163719459	PLATE - CAP	5	
12	163719475	CLAMP-CUSHION-QUAD .75 - TWIN 1.0	4	
13	163719496	BUSHING-BRASS-2 3/4"ID X 3 1/4"OD X 3"L	10	
14	163719497	PLATE-RH MAIN BOOM GEAR	1	
15	163719498	PLATE-LH MAIN BOOM GEAR	1	
16	163719499	PLATE-LEFT STICK GEAR	1	
17	163719500	PLATE-RIGHT STICK GEAR	1	
18	163719521	WASHER-THRUST-NYLATRON	4	
19	163719527	DOWEL PIN - .5" DIA - 2.25" LONG	8	
20	163719529	WELDMENT - GRAPPLE PIN	1	
21	163719531	WELDMENT - BOOM TO STICK LINK PIN	2	
22	163719660	WELDMENT - CYLINDER PIN	2	
23	163719662	WELDMENT - CYLINDER PIN	1	
24	163719683	WELDMENT - MAIN BOOM	1	
25	163719684	WELDMENT - MAIN STICK	1	
26	163725393	WELDMENT - BOOM TO STICK LINK	1	
27	163725394	WELDMENT - BOOM TO STICK LOCKING LINK	1	
28	163725395	WELDMENT - CLAMP TOP WITH LINKS	1	
29	163737005	WASHER-FLAT-2.00-2.03X4.00-.12-YZ	2	
30	232503001	NUT-LOCK 2.000" - 12 HEX	2	
31	235714001	WASHER - 5/16 FLAT, ZN	24	
32	235717001	WASHER - 3/4" HARDENED FLAT YZ	4	
33	235746001	BOLT-3/4-10X2 GR8 HEX ZYC	4	
34	238212001	BOLT - 5/16-18 X 3 HEX GRADE 8	4	
35	248029001	BOLT-5/16-18X2 1/2 GR8 ZYC	20	
36	277265001	BOLT:5/8 - 11X 2 1/2 SOC HEAD	48	
37	288740001	FITTING-STR-12FSORFF-10MORFF	2	
38	601695001	FITTING M P SWVL ADAPT 1/8X 1/8	7	
39	720019	ELBOW-1/8" X 90 DEG BLACK	7	
40	738017	NIPPLE-1/8X2 BLACK STEEL	7	
41	93847001	ORING AS 018 C90 FOR 12ORS FIT	4	
42	4485011	O-RING-250003-903 (90D) 5/16" ID X 7/16" OD	2	
43	93846001	O-RING-AS-016-C90 FOR#10ORS FIT	16	

Deck- Lower Left

Fig 12-04

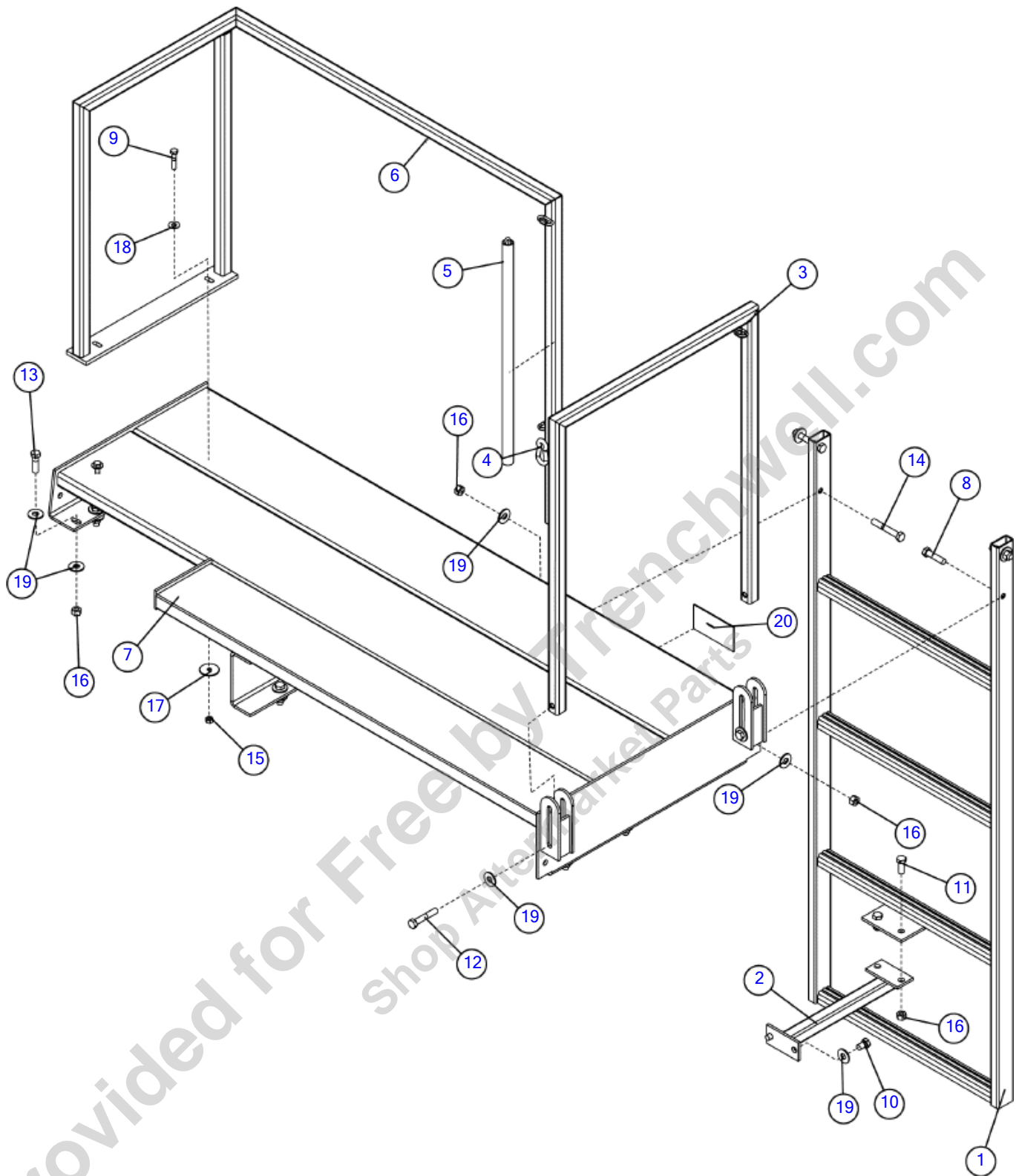


Illustration No. 152238001- Not For Ordering

Deck- Lower Left

Fig 12-04

REF NO.	PART NO.	DESCRIPTION	QTY.	REMARKS
1	128250001	LADDER-LOWER	1	
2	128251001	SUPPORT-LADDER	1	
3	128260001	RAIL-LOWER FRONT LEFT	1	
4	130589001	CHAIN SNAP-3/8 ZINC PLATED#245	1	
5	130592001	ASSY-SAFETY CHAIN	1	
6	142240001	RAIL - LOWER LEFT	1	
7	154806001	DECK - LOWER LEFT	1	
8	235718001	BOLT-1/2-13X2 GR8 HEX ZINC PLT	2	
9	235720001	BOLT-3/8-16X1 3/4 GR8 ZINC PLT	2	
10	235728001	BOLT-1/2-13X3/4 GR8 ZYC	2	
11	235737001	BOLT-1/2-13X1 1/4 GR8 ZYC	2	
12	235744001	BOLT-1/2-13X2 3/4 GR8 ZNC PLTD	2	
13	240334001	SCREW-HCS-.50-13X1.75-GR8-YZ	6	
14	240336001	SCREW-HCS-.50-13X3.25-GR8-YZ	2	
15	250508001	NUT - 3/8-NC Gr8 TOP LOCK Y/ZINC	2	
16	250512001	NUT- 1/2 NC Gr8 TOP LOCK Y/ ZINC	14	
17	508899001	WASHER - 1.75 OD X 13/32 ID - .100	2	
18	510337607	WASHER-FLATSTD-.38-.44X1.00-.08-YZ	2	
19	510337611	WASHER-FLATSTD - .50-.56X1.38-.11-YZ	24	
20	7000A379	DECAL-WARNING	1	Domestic
	700IA379	DECAL-WARNING INTERNATIONAL	1	International

Deck- Lower Right

Fig 12-05

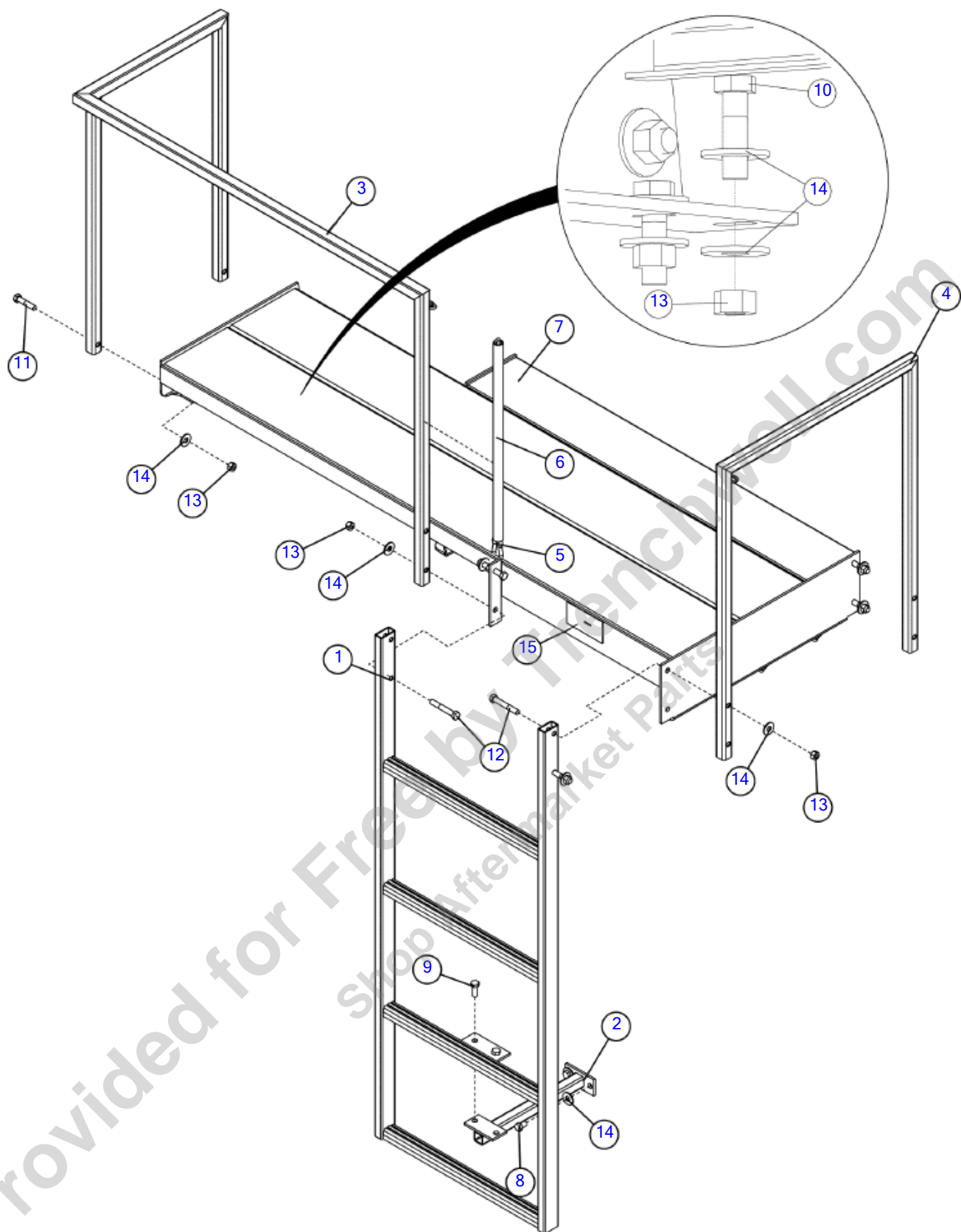


Illustration No. 152239001- Not For Ordering

Deck- Lower Right

Fig 12-05

REF NO.	PART NO.	DESCRIPTION	QTY.	REMARKS
1	128250001	LADDER-LOWER	1	
2	128251001	SUPPORT-LADDER	1	
3	128252001	RAIL-LOWER RIGHT	1	
4	128255001	RAIL-FRONT RIGHT	1	
5	130589001	CHAIN SNAP-3/8 ZINC PLATED#245	1	
6	130592001	ASSY-SAFETY CHAIN	1	
7	154807001	DECK - LOWER RIGHT	1	
8	235728001	BOLT-1/2-13X3/4 GR8 ZYC	2	
9	235737001	BOLT-1/2-13X1 1/4 GR8 ZYC	2	
10	240334001	SCREW-HCS-.50-13X1.75-GR8-YZ	6	
11	240335001	SCREW-HCS-.50-13X2.25-GR8-YZ	4	
12	240336001	SCREW-HCS-.50-13X3.25-GR8-YZ	4	
13	250512001	NUT- 1/2 NC Gr8 TOP LOCK Y/ ZINC	16	
14	510337611	WASHER-FLATSTD - .50-.56X1.38-.11-YZ	24	
15	7000A379	DECAL-WARNING	1	Domestic
	700IA379	DECAL-WARNING INTERNATIONAL	1	International

Provided for Free by Trenchworks.com
Shop Aftermarket Parts

Handrails & Ladder

Fig 12-06

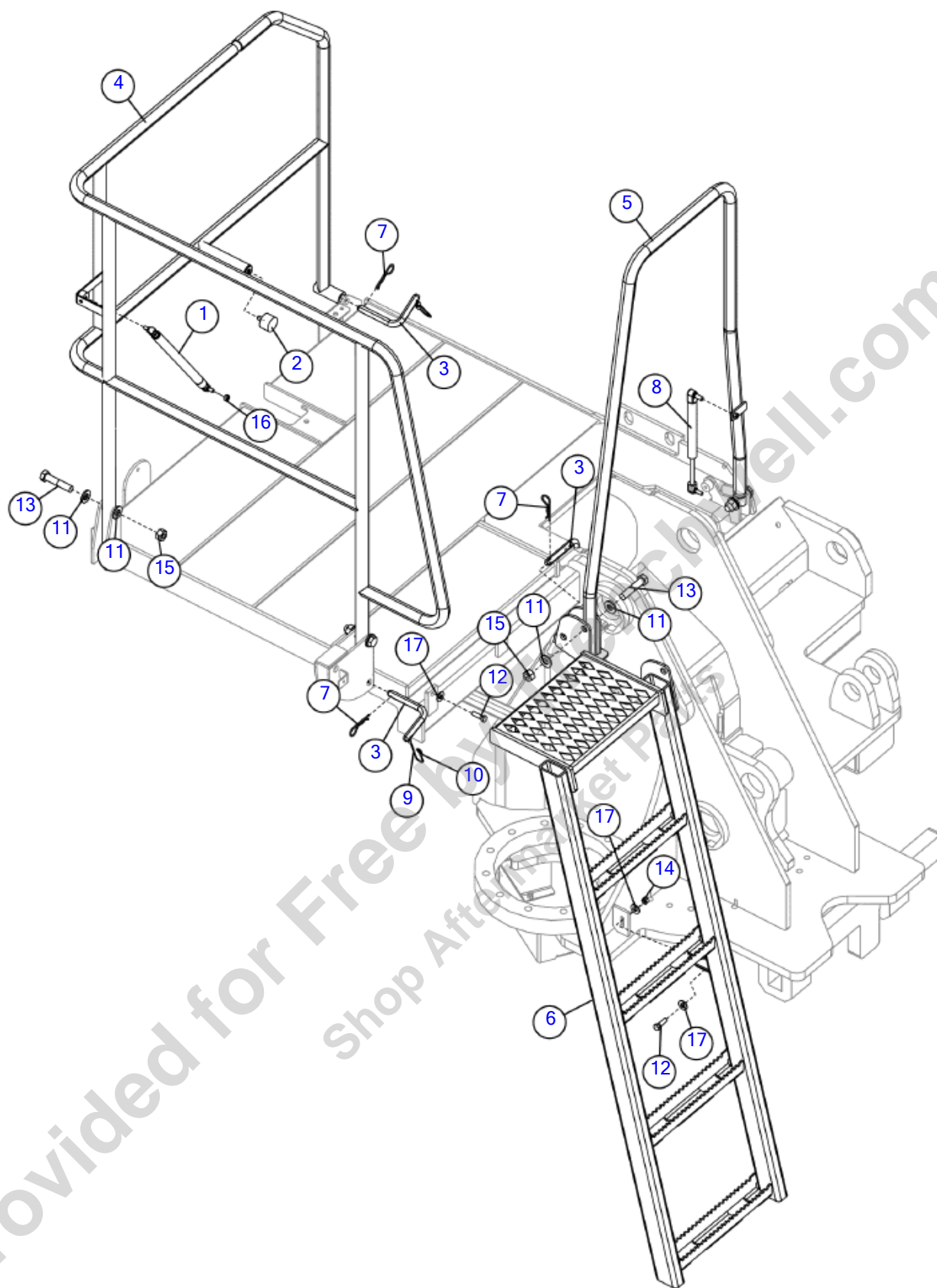


Illustration No: 163719646 - Not For Ordering

Handrails & Ladder

Fig 12-06

REF NO.	PART NO.	DESCRIPTION	QTY.	REMARKS
1	104036001	GAS SHOCK-157 LB.X11.8 STROKE	1	
2	122474001	MOUNT-SANDWICH SINGLE STUD	1	
3	128272001	PIN-UPPER RAIL	3	
4	163719634	WELDMENT - HAND RAIL	1	
5	163719714	WELDMENT - HAND RAIL	1	
6	163719724	WELDMENT - PEDESTAL LADDER	1	
7	1793005	HAIR PIN COTTER - .125 WIRE	3	
8	180025533	CYLINDER-GAS 3.58in STROKE	1	
9	1830007	CABLE - 3/32in NYLON COATED - FT	3	
9	(1830071)	CABLE 3/32 NYLON COATED-12.00	3	
10	1838001	CONNECTOR-WIRE (ETC)	6	
11	235715001	WASHER-FLATSTRL-.63-.66 X 1.31-.15-YZ-A325	8	
12	235736001	BOLT-3/8-16X1 1/4 ZYC	3	
13	235747001	BOLT-5/8-11X3 GR8 HEX ZYC	4	
14	250508001	NUT - 3/8-NC Gr8 TOP LOCK Y/ZINC	1	
15	250513001	NUT - 5/8NC Gr8 TOP LOCK Y/ZINC	4	
16	510314501	HEX NUT, 5/16-18, ZN	2	
17	510337607	WASHER-FLATSTD-.38-.44X1.00-.08-YZ	4	

Provided for Free by Trenchwell.com
Shop Aftermarket Parts

Cab (SN 104-104)

Fig 12-07

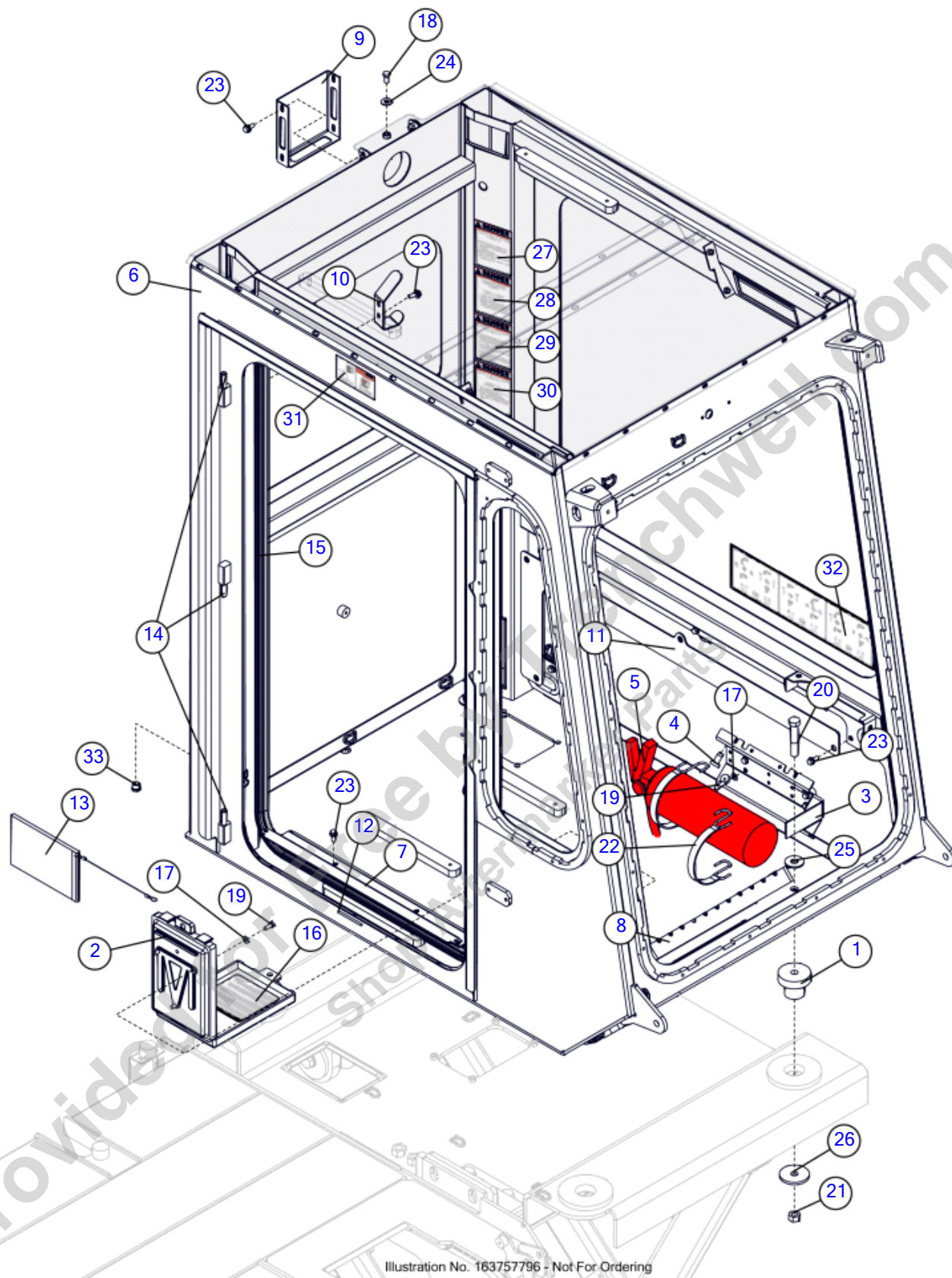


Illustration No. 163757796 - Not For Ordering

Cab (SN 104-104)

Fig 12-07

REF NO.	PART NO.	DESCRIPTION	QTY.	REMARKS
1	130649001	MOUNT-3"ODX.64"ID-2"LONG M600	4	
2	142410001	CASE - 6" X 9" X 1" OPERATOR MANUAL	1	
3	158305001	BRACKET - FIRE EXTINGUISHER	1	
4	158306001	BUMPER - 7/8 OD X 1/4	4	
5	158308001	FIRE EXTINGUISHER 5LB.	1	
6	163701911	WELDMENT - CAB	1	
7	163701922	PLATE - TOE KICK	1	
8	163701929	WELDMENT - FOOTREST	1	
9	163701952	WELDMENT - AC INTAKE COVER	1	
10	163719098	PLATE - COAT HANDER	1	
11	163719425	PLATE - COVER	1	
12	163719722	RUBBER CORD, EPDM, 3/16"ROUND, 10'	1	
13	163726200	TG500E STATIONARY TUB GRINDER CABLED MANUAL ed2.00	1	
14	180007378	PIN - 1/2 X 2 1/2 TENSION ZINC	3	
15	180019168	TRIM SEAL-EPDM CO-EXTRUDED	A/R	P/N Qty. Of 1 = 1 Foot
16	2326940	DECAL-NOTICE TO OWNERS	1	
17	235714001	WASHER - 5/16 FLAT, ZN	7	
18	235726001	BOLT-3/8-16X3/4 GR8 HEX ZNCPLT	1	
19	235742001	BOLT-5/16-18X3/4 GR8 ZYC	7	
20	238208001	BOLT 5/8 - 11 X 3 1/2 Gr 8 HEX ZYC	4	
21	250513001	NUT - 5/8NC Gr8 TOP LOCK Y/ZINC	4	
22	2649001	STRAP - 10" RUBBER	2	
23	296300762	SCREW HFS .31 - 18 X .75 GR8 YZ	14	
24	510337607	WASHER-FLATSTD-.38-.44X1.00-.08-YZ	1	
25	510337615	WASHER FLATSTD .63/.69 X 1.75 .14 YZ	4	
26	5840001	CAP-JACKSHAFT REF C02198	4	
27	7000A349	DECAL-DANGER	1	
28	7000A350	DECAL-DANGER	1	
29	7000A351	DECAL-DANGER	1	
30	7000A352	DECAL-DANGER	1	
31	7000A380	DECAL-WARNING	1	Domestic
	700IA380	DECAL-WARNING INTERNATIONAL	1	International
32	700IG639	DECAL-CONTROL, LOADER	1	
33	732005	PLUG - 3/8 in. PIPE PLUG BLACK STEEL	2	

Cab (105 -)

Fig 12-07R01

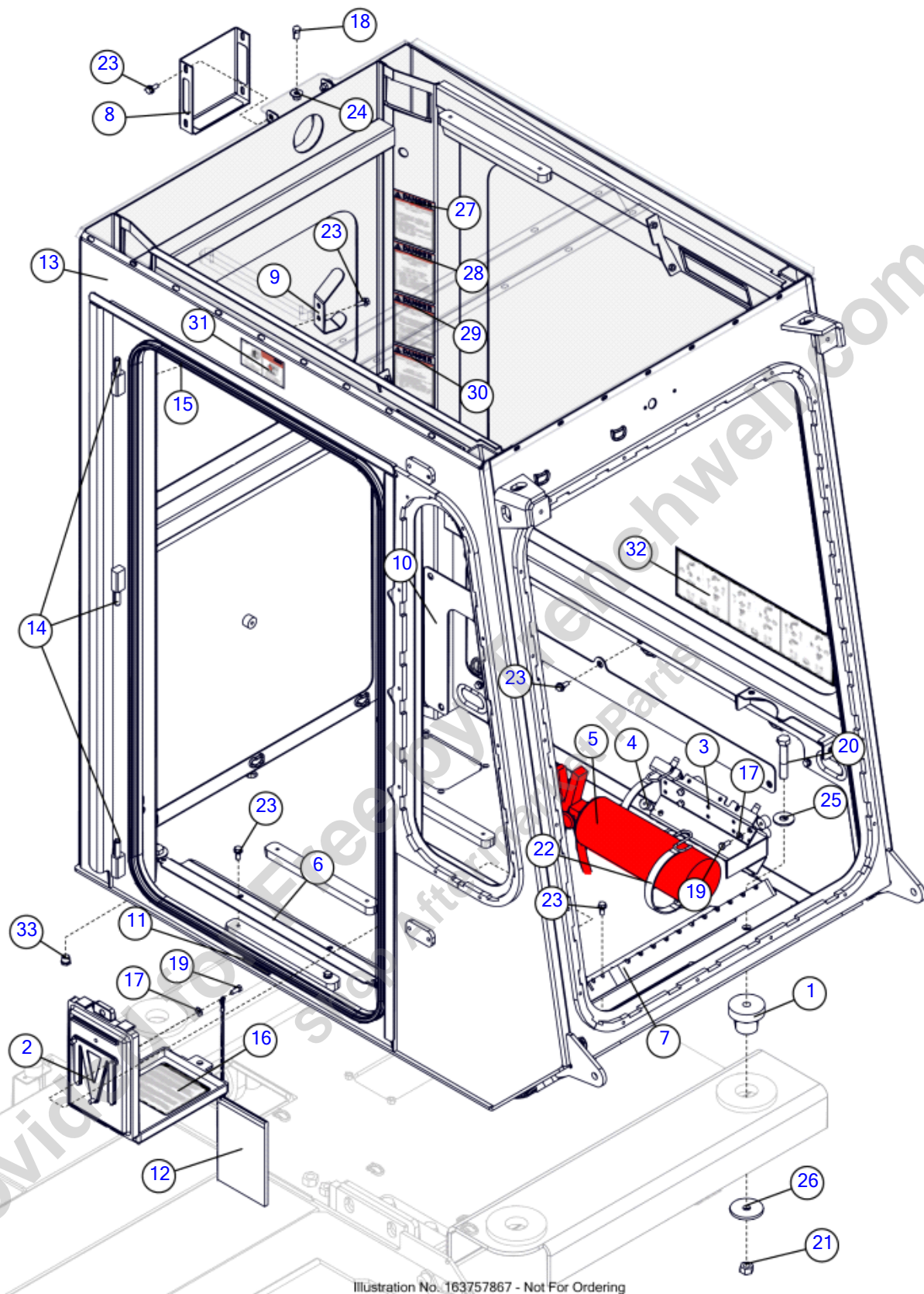


Illustration No. 163757867 - Not For Ordering

Cab (105 -)

Fig 12-07R01

REF NO.	PART NO.	DESCRIPTION	QTY.	REMARKS
1	130649001	MOUNT-3"ODX.64"ID-2"LONG M600	4	
2	142410001	CASE - 6" X 9" X 1" OPERATOR MANUAL	1	
3	158305001	BRACKET - FIRE EXTINGUISHER	1	
4	158306001	BUMPER - 7/8 OD X 1/4	4	
5	158308001	FIRE EXTINGUISHER 5LB.	1	
6	163701911	WELDMENT - CAB	1	
7	163701922	PLATE - TOE KICK	1	
8	163701929	WELDMENT - FOOTREST	1	
9	163701952	WELDMENT - AC INTAKE COVER	1	
10	163719098	PLATE - COAT HANDER	1	
11	163719425	PLATE - COVER	1	
12	163719722	RUBBER CORD, EPDM, 3/16"ROUND, 10'	1	
13	163726200	TG500E STATIONARY TUB GRINDER CABLED MANUAL ed2.00	1	
14	180007378	PIN - 1/2 X 2 1/2 TENSION ZINC	3	
15	180019168	TRIM SEAL-EPDM CO-EXTRUDED	A/R	P/N Qty. Of 1 = 1 Foot
16	2326940	DECAL-NOTICE TO OWNERS	1	
17	235714001	WASHER - 5/16 FLAT, ZN	7	
18	235726001	BOLT-3/8-16X3/4 GR8 HEX ZNCPLT	1	
19	235742001	BOLT-5/16-18X3/4 GR8 ZYC	7	
20	238208001	BOLT 5/8 - 11 X 3 1/2 Gr 8 HEX ZYC	4	
21	250513001	NUT - 5/8NC Gr8 TOP LOCK Y/ZINC	4	
22	2649001	STRAP - 10" RUBBER	2	
23	296300762	SCREW HFS .31 - 18 X .75 GR8 YZ	14	
24	510337607	WASHER-FLATSTD-.38-.44X1.00-.08-YZ	1	
25	510337615	WASHER FLATSTD .63/.69 X 1.75 .14 YZ	4	
26	5840001	CAP-JACKSHAFT REF C02198	4	
27	7000A349	DECAL-DANGER	1	
28	7000A350	DECAL-DANGER	1	
29	7000A351	DECAL-DANGER	1	
30	7000A352	DECAL-DANGER	1	
31	7000A380	DECAL-WARNING	1	Domestic
	700IA380	DECAL-WARNING INTERNATIONAL	1	International
32	700IG639	DECAL-CONTROL, LOADER	1	
33	732005	PLUG - 3/8 in. PIPE PLUG BLACK STEEL	2	

Cab Door
Fig 12-08

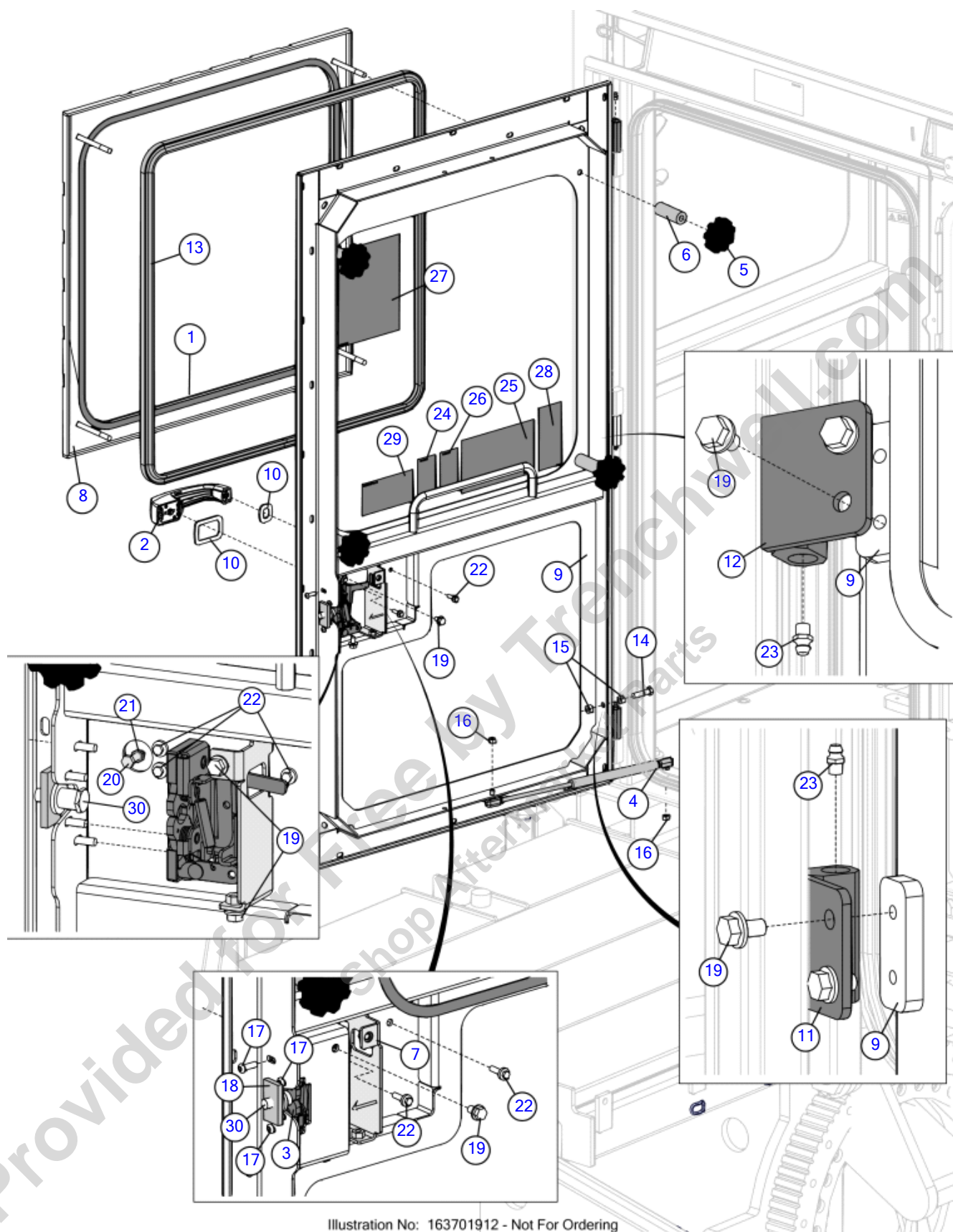


Illustration No: 163701912 - Not For Ordering

Cab Door
Fig 12-08

REF NO.	PART NO.	DESCRIPTION	QTY.	REMARKS
1	163636764	WEATHERSTRIP-.06 X .50 FOAM	A/R	P/N Qty. Of 1 = 1 Foot
2	163690581	HANDLE, PUSH BUTTON DOOR LATCH	1	
3	163690591	LATCH, DOOR, LH	1	
4	163701968	SPRING-GAS-15.94 LENGTH X 6.30 STROKE	1	
5	163701986	KNOB-ALUMINUM 9 LOBE-3/8-16 INTERNAL	4	
6	163701987	TUBE - EMERGENCY EXIT STANDOFF	4	
7	163719288	WELDMENT - LATCH COVER	1	
8	163719302	WELDMENT-DOOR WINDOW FRAME	1	
9	163719309	WELDMENT - CAB DOOR	1	
10	163719325	GASKET/BEZEL	1	
11	163719408	WELDMENT - HINGE	2	
12	163719409	WELDMENT - MIDDLE HINGE	1	
13	180007376	WEATHERSTRIP - DOOR (4675-PSA)	A/R	P/N Qty. Of 1 = 1 Foot
14	235723001	SCREW - HCS -.38 - 16 X 1.50 - GR8 - YZ	1	
15	235725001	NUT - HEX - .38 - 16 - GR8 - YZ	2	
16	240333001	NUT-5/16-18 GR8 TL ZINC PLTD	2	
17	278986001	SCREW - 1/4-20 X 3/4 GR8 SBHCS CZ	4	
18	293737001	PLATE - STRIKER BOLT	1	
19	296300859	SCREW HFS .31 - 18 X .50 GR8 YZ	8	
20	506031025	SCREW-HCS,M6-1.00X25,8.8,YZ,D933,FT	1	
21	507090006	NUT-HEX,M6-1.00,CL10,YZ,ISO4032	1	
22	507610020	SCREW,HFS,M6-1.00X20,10.9,YZ,D6921,FT	3	
23	598001	FITTING - 1/4" NF ST GREASE ZERK	3	
24	7000A338	DECAL - WARNING	1	Domestic
	700IA338	DECAL - WARNING	1	International
25	7000A361	DECAL-DANGER	1	
26	7000A391	DECAL-WARNING	1	
27	7000C992	DECAL - LIFT CAPACITY CHART	1	
28	700IC935	DECAL - EMERGENCY EXIT	1	
29	7000A347	DECAL - WARNING	1	Domestic
	700IA347	DECAL - WARNING	1	International
30	723640014	STRIKER BOLT W/WASHER	1	

Cab Window

Fig 12-09

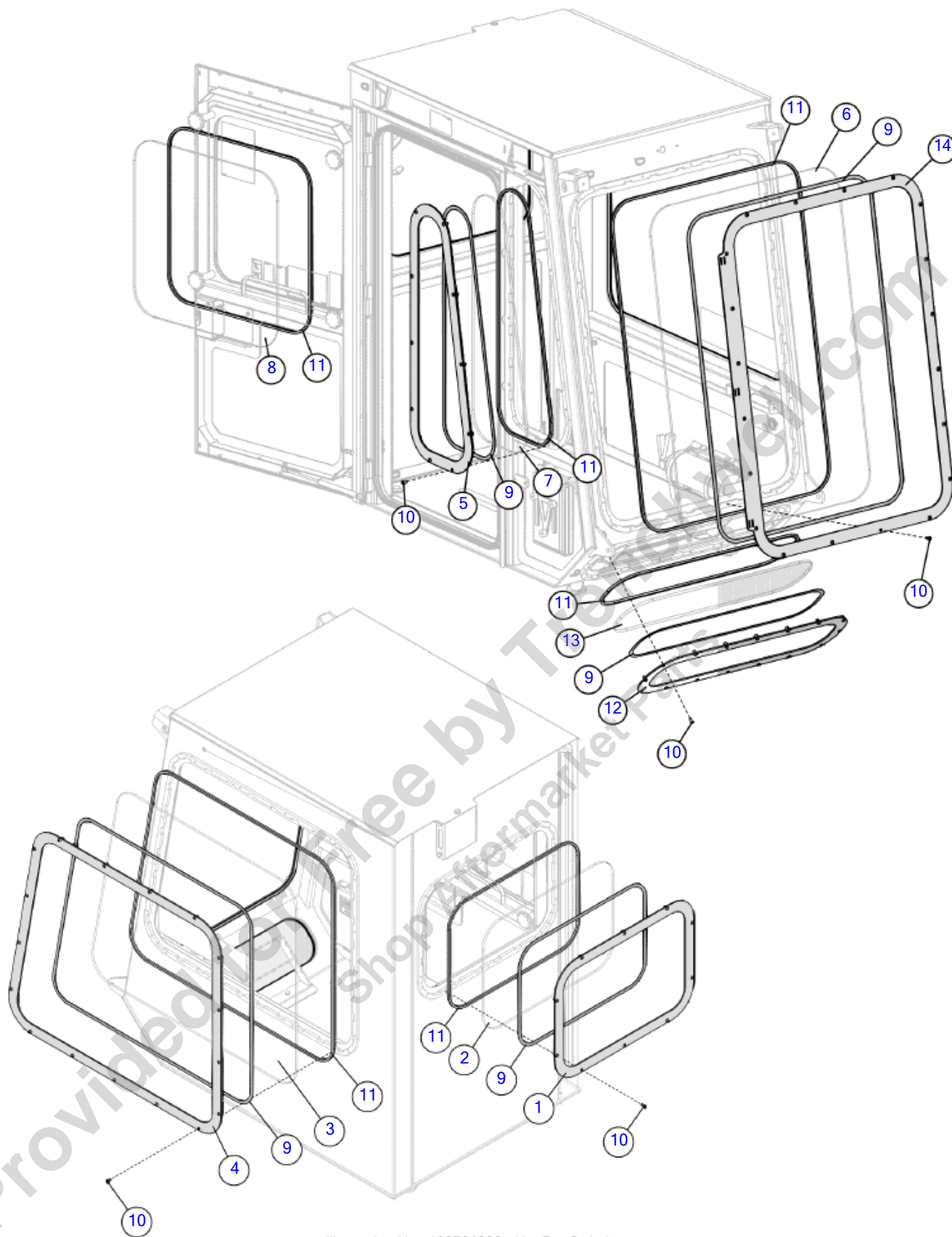


Illustration No: 163701939 - Not For Ordering

Cab Window

Fig 12-09

REF NO.	PART NO.	DESCRIPTION	QTY.	REMARKS
1	163636687	PLATE-WINDOW HOLD DOWN	1	
2	163636716	WINDOW - CAB REAR CLEAR	1	
3	163636722	WINDOW - LEFT SIDE CAB CLEAR	1	
4	163636736	PLATE-SIDE WINDOW HOLD DOWN	1	
5	163636739	PLATE-WINDOW CLAMP	1	
6	163636741	WINDOW - FRONT CAB CLEAR	1	
7	163636746	WINDOW - SIDE CAB CLEAR	1	
8	163636751	WINDOW - DOOR CAB CLEAR	1	
9	163636764	WEATHERSTRIP-.06 X .50 FOAM	A/R	P/N Qty. Of 1 = 1 Foot (46.1 feet req'd)
10	163643155	SCREW-HCS-.31-18X.625-GR5-CZ	73	
11	163690667	SEALANT TAPE	A/R	P/N Qty. Of 1 = 1 Foot (55 feet req'd)
12	163701924	PLATE - WINDOW HOLD DOWN	1	
13	163701940	WINDOW-LOWER FRONT	1	
14	163719280	PLATE - FRONT WINDOW CLAMP	1	

Provided for Free by Trenchwell.com
Shop Aftermarket Parts

Front Intrusion Guard

Fig 12-10

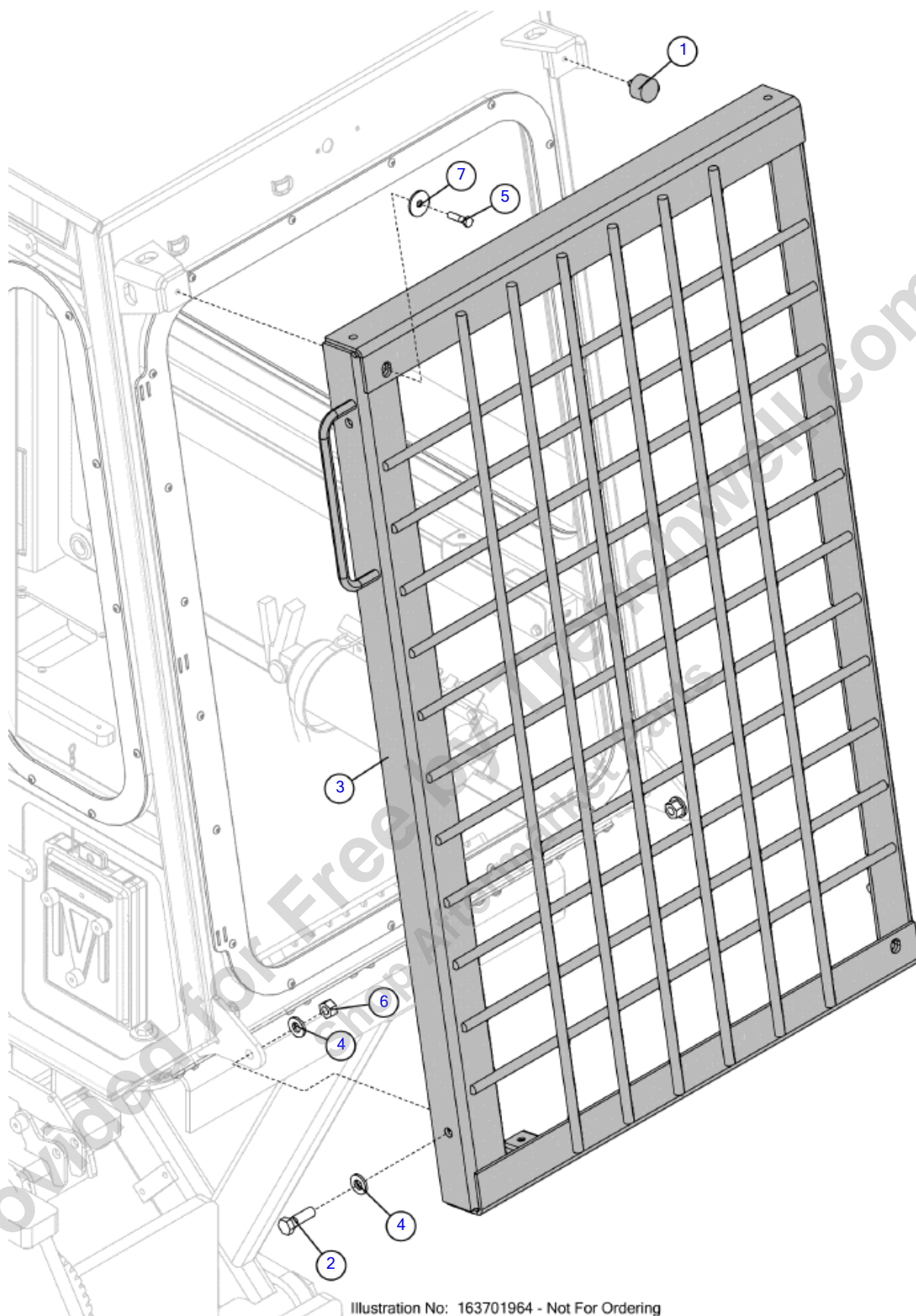


Illustration No: 163701964 - Not For Ordering

Front Intrusion Guard

Fig 12-10

REF NO.	PART NO.	DESCRIPTION	QTY.	REMARKS
1	122474001	MOUNT-SANDWICH SINGLE STUD	1	
2	145645001	BOLT - 5/8 - 11 X 2 GR.8 ZYC	2	
3	163701963	WELDMENT - CAB INTRUSION GUARD	1	
4	235715001	WASHER-FLATSTRL-.63-.66 X 1.31-.15-YZ-A325	4	
5	235723001	SCREW - HCS -.38 - 16 X 1.50 - GR8 - YZ	1	
6	250513001	NUT - 5/8NC Gr8 TOP LOCK Y/ZINC	2	
7	277377001	WASHER - 3/8 LARGE OD CASE HARDENED	1	

Provided for Free by Trenchwell.com
Shop Aftermarket Parts

Cab Bulkhead

Fig 12-11

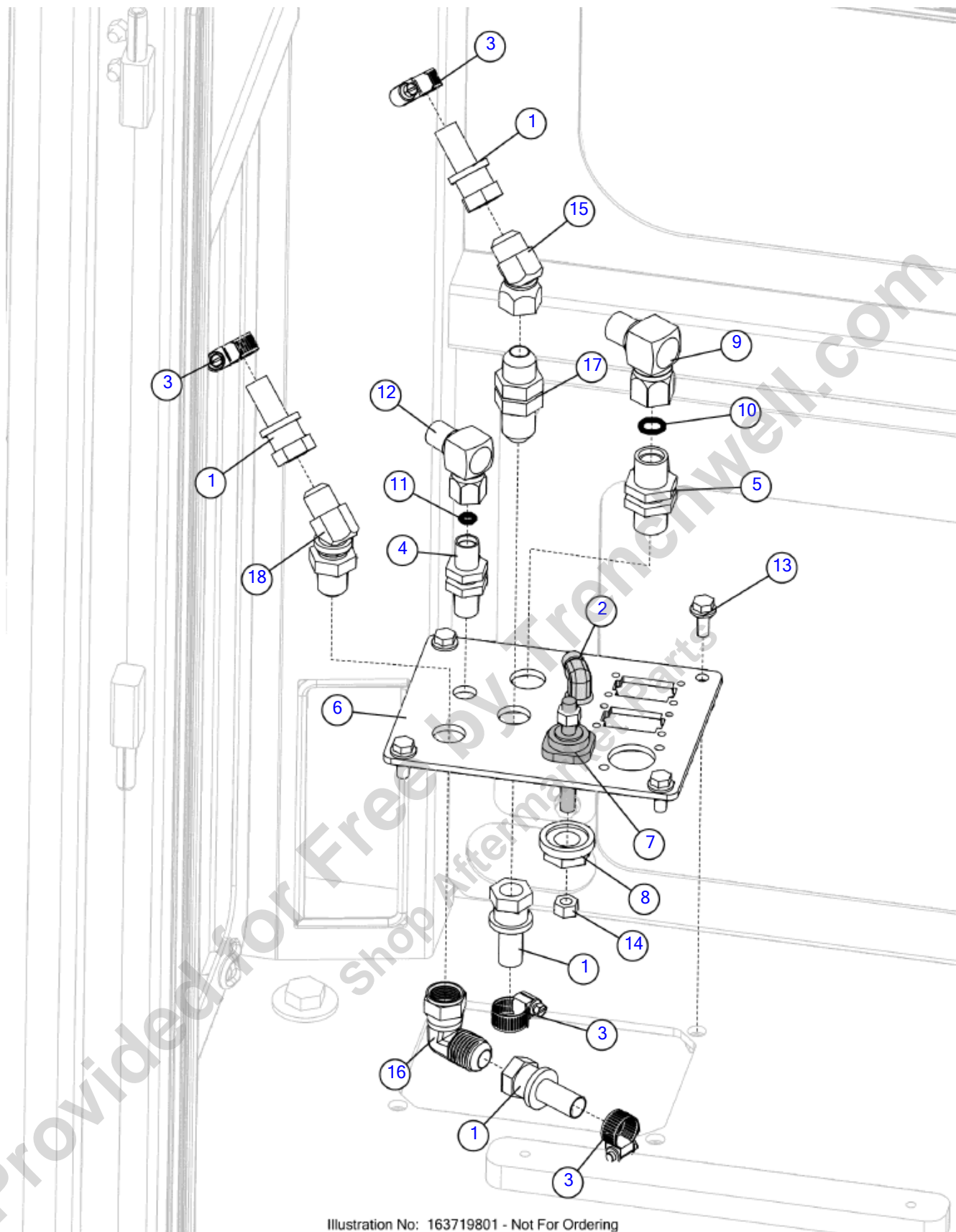


Illustration No: 163719801 - Not For Ordering

Cab Bulkhead

Fig 12-11

REF NO.	PART NO.	DESCRIPTION	QTY.	REMARKS
1	156095001	FITTING - 10FS JIC X 5/8 HOSE BARB	4	
2	157821001	FITTING - 4 WELO-WLNL	1	
3	1580003	HOSE CLAMP - 3/4"	4	
4	163715459	BULKHEAD - #6 A/C	1	
5	163715496	BULKHEAD - #10 A/C	1	
6	163719317	PLATE - LEFT BULKHEAD MOUNT	1	
7	163719949	STUD-NEGATIVE BATTERY FEEDER	1	
8	163719990	NUT-NEGATIVE FEED THRU	1	
9	163721392	FITTING - #10MIO - #10FO 90 DEG A/C	1	
10	163721558	O-RING - A/C #10	1	
11	163721590	O-RING - A/C #6	1	
12	163725448	FITTING-#6MIO - #6FO 90 DEG A/C	1	
13	296300762	SCREW HFS .31 - 18 X .75 GR8 YZ	4	
14	417001	NUT-3/8 NC BRASS HEX	2	
15	56724001	FITTING-10JICX10JIC FS 45 DEG.	1	
16	61694001	FITTING-10M JIC X 10FS JIC 90	1	
17	77734001	FITTING-10M JIC BULKHEAD STR.	1	
18	81937001	FITTING-10M JIC(BULK)45 DEG EL	1	

Provided for Free by Trenchwell.com
Shop Aftermarket Parts

Seat
Fig 12-12

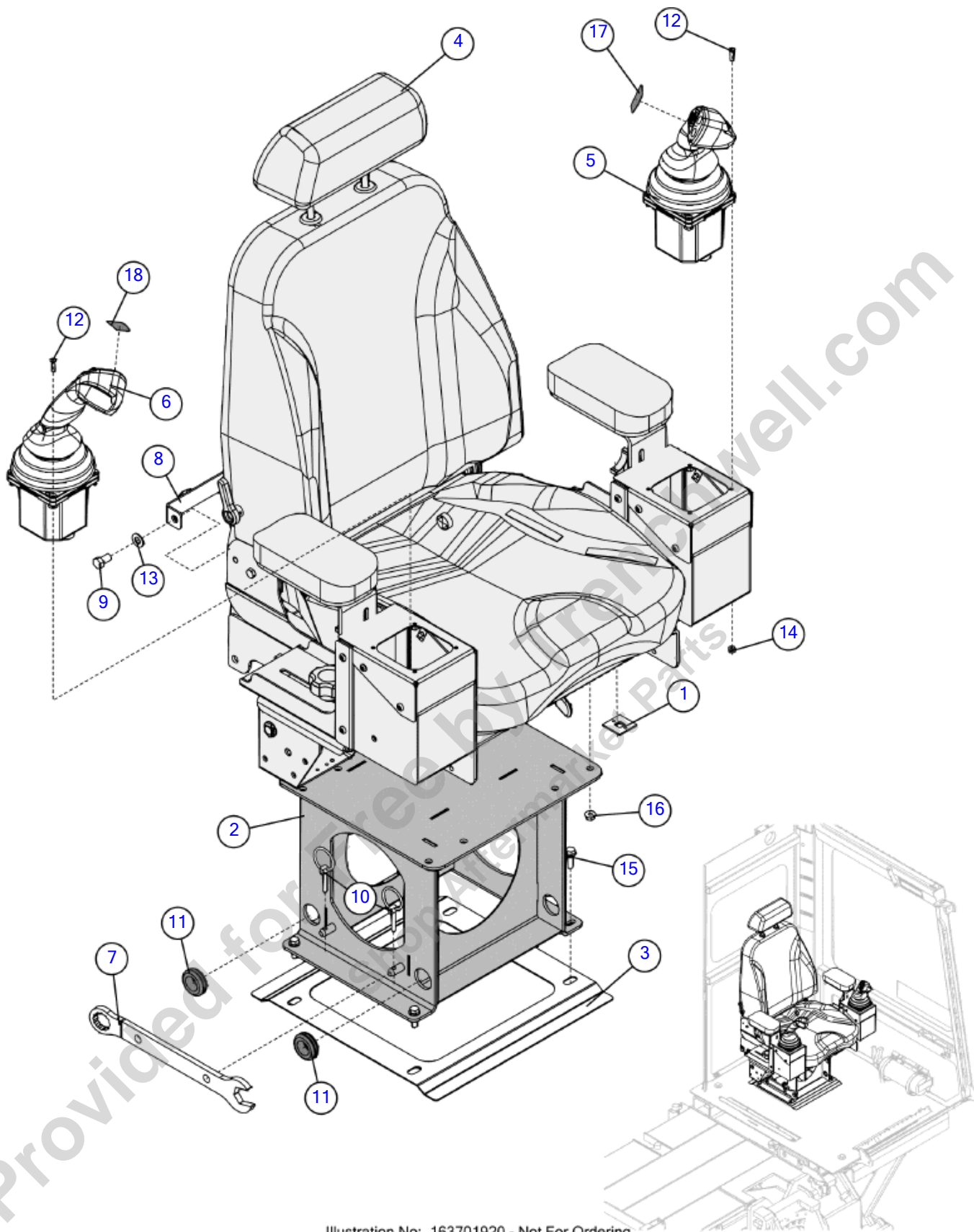


Illustration No: 163701920 - Not For Ordering

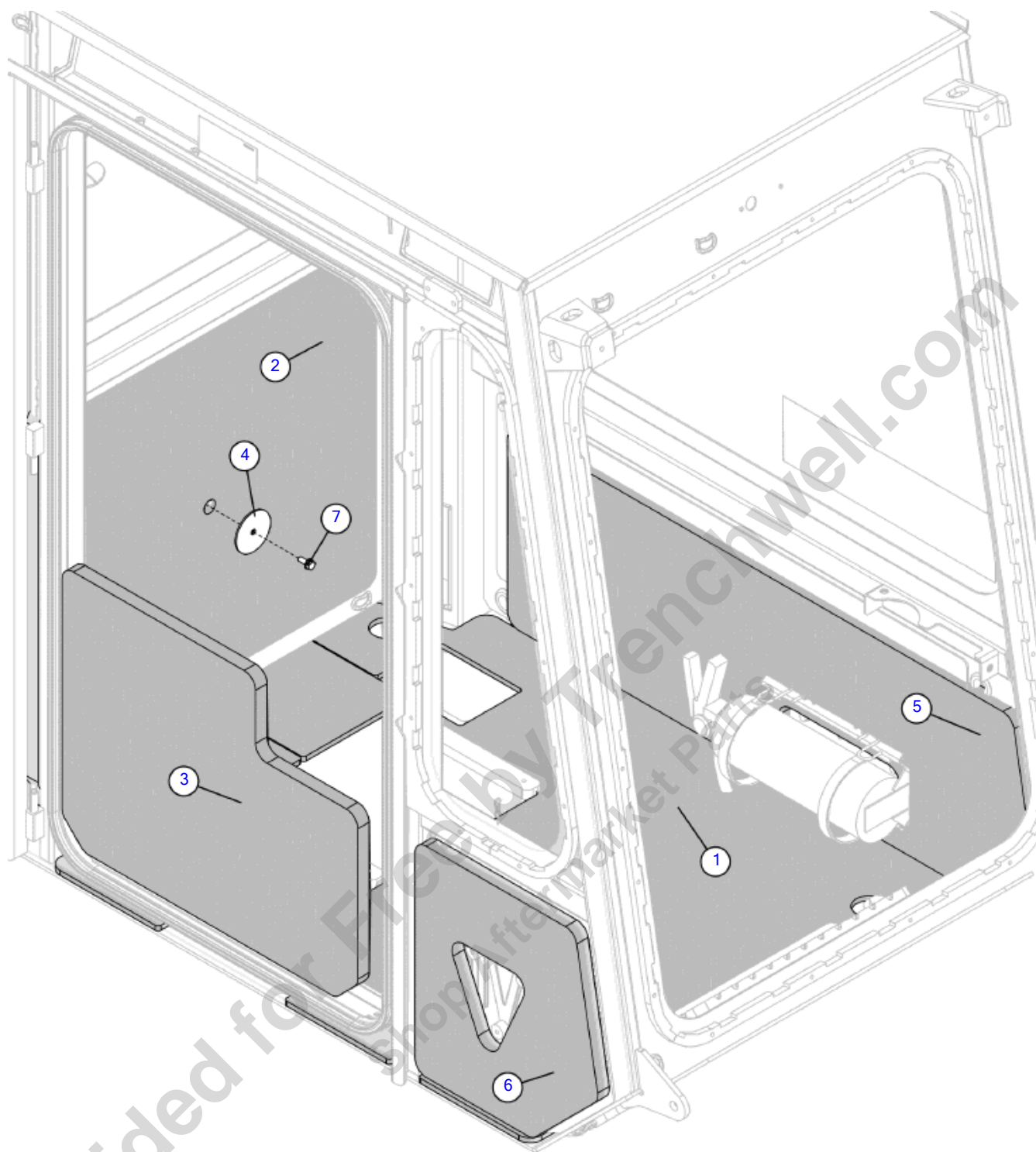
Seat
Fig 12-12

REF NO.	PART NO.	DESCRIPTION	QTY.	REMARKS
1	157756001	MOUNTING BASE - CABLE TIE W / ADHESIVE	2	
2	163701919	WELDMENT - SEAT MOUNT	1	
3	163701921	PLATE - FLOOR MAT KEEPER	1	
4	163701985	SEAT-MB WIDE PARALLEL W/HEADREST & PIVOTING ARM	1	
5	163719057	JOYSTICK-LEFT	1	
6	163719058	JOYSTICK-RIGHT	1	
7	163719061	WRENCH-1 1/8 COMBO	1	
8	163719430	WELDMENT - WIRE TIE	1	
9	163721585	SCREW-HCS-.44-20X.75-GR8-YZ	2	
10	1797003	PIN-QUICK LATCH 1/4"-"6M DIA ZYC	2	
11	1865041	GROMMET-1IDX1.75OD-.19GROOVE	2	
12	242656001	SCREW, 10-24 X 3/4 PAN HD PLT PHP	8	
13	250515001	WASHER - 7/16 HARD SAE Y/ZINC	2	
14	284471001	NUT - 10-24	8	
15	296300763	SCREW,HFS,.31,18X1.00,GR8,YZ	4	
16	510352507	NUT - SMFLGTL - .31- 18 - F - YZ	8	
17	700IG640	DECAL-CONTROL, LH JOYSTICK	1	
18	700IG641	DECAL-CONTROL, RH JOYSTICK	1	

Provided for Free by Trenchwell.com
 Shop Aftermarket Parts

Cab Interior

Fig 12-13



Cab Interior
Fig 12-13

REF NO.	PART NO.	DESCRIPTION	QTY.	REMARKS
1	163701930	FLOOR MAT	1	
2	163701935	FOAM-REAR CAB FACE	1	
3	163719310	FOAM-CAB DOOR	1	
4	163719427	PLATE - FOAM HOLD DOWN WASHER	1	
5	163719435	FOAM-LEFT CAB FACE	1	
6	163719436	FOAM-RIGHT CAB FACE	1	
7	296300762	SCREW HFS .31 - 18 X .75 GR8 YZ	1	

Provided for Free by Trenchwell.com
Shop Aftermarket Parts

Multi-Tine High Capacity Grapple

Fig 12-14

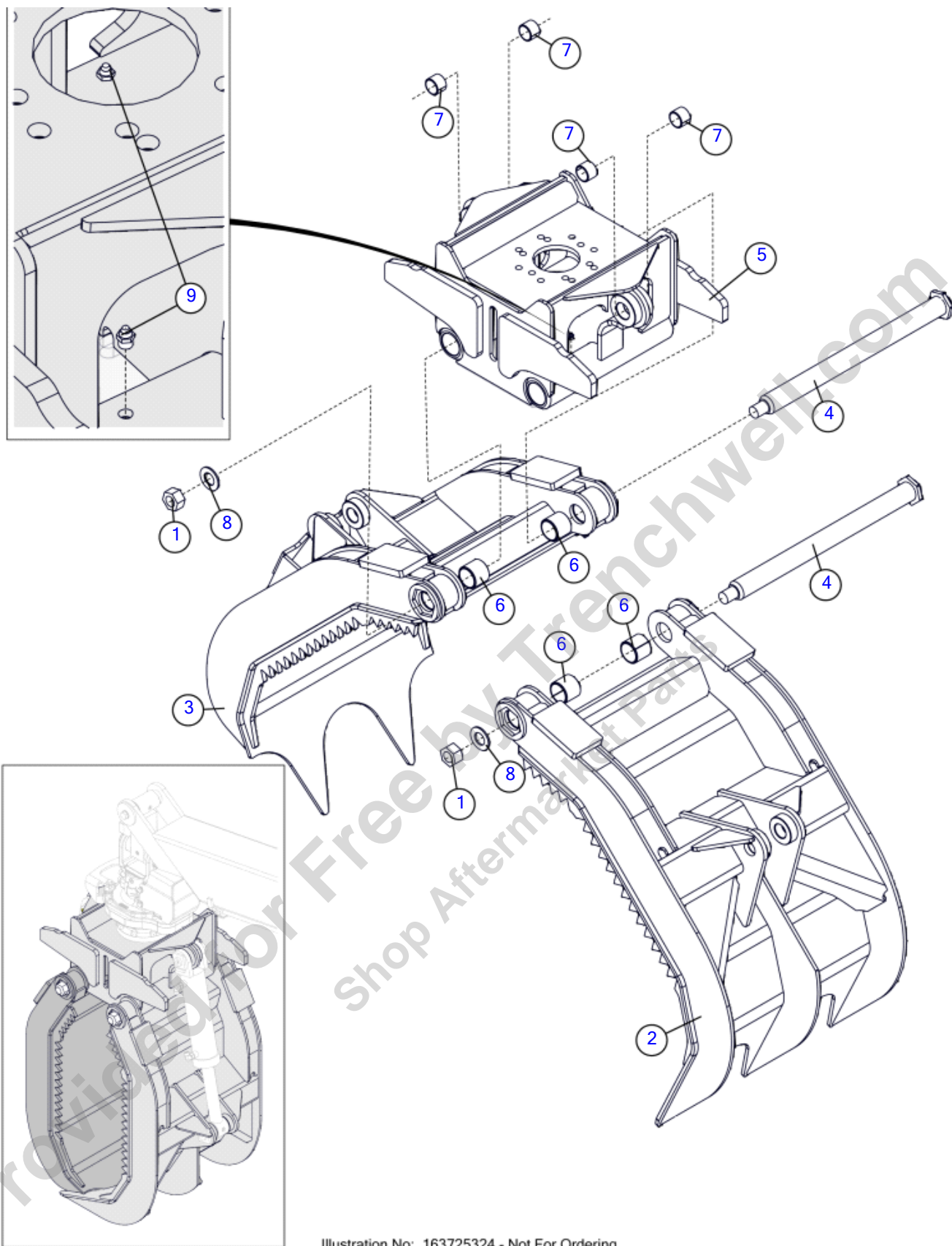


Illustration No: 163725324 - Not For Ordering


Multi-Tine High Capacity Grapple

Fig 12-14

REF NO.	PART NO.	DESCRIPTION	QTY.	REMARKS
1	131111001	NUT-1 1/4-12 LK NT L9	2	
2	163650020	WELDMENT - GRAPPLE 3 TINE ARM	1	
3	163650021	WELDMENT - GRAPPLE 2 TINE ARM	1	
4	163650034	PIN WELDMENT SPORK GRAPPLE ARM	2	
5	163677427	WELDMENT - GRAPPLE HEAD SPORK GRAPPLE	1	
6	1835037	BSHG-STL 2 3/8 X 2 X 2	4	
7	1835059	BSHG.-STL.-1 3/4X1 1/2X1 1/4	4	
8	238891001	WASHER-1 1/4 HARDENED FLAT ZY	2	
9	586001	ZERK 1/8in ST NPT GREASE ZYC	2	

Provided for Free by Trenchwell.com
Shop Aftermarket Parts

Electrical Loader



Provided for Free by Trenchwell.com
Shop Aftermarket Parts

Electrical Loader

Cab Control Panel	Fig 13-01
Cab Radio	Fig 13-02
Window Wiper	Fig 13-03
Harness- Loader Valve	Fig 13-04
Harness- Cab Console	Fig 13-05
Harness- Pedestal	Fig 13-06
Harness- Cab Main	Fig 13-07
Loader Power Supply Panel	Fig 13-08
Loader Pump Drive- 440-480V/60Hz	Fig 13-09
Harness- HVAC	Fig 13-10

Provided for Free by Trenchwell.com
Shop Aftermarket Parts

Cab Control Panel

Fig 13-01

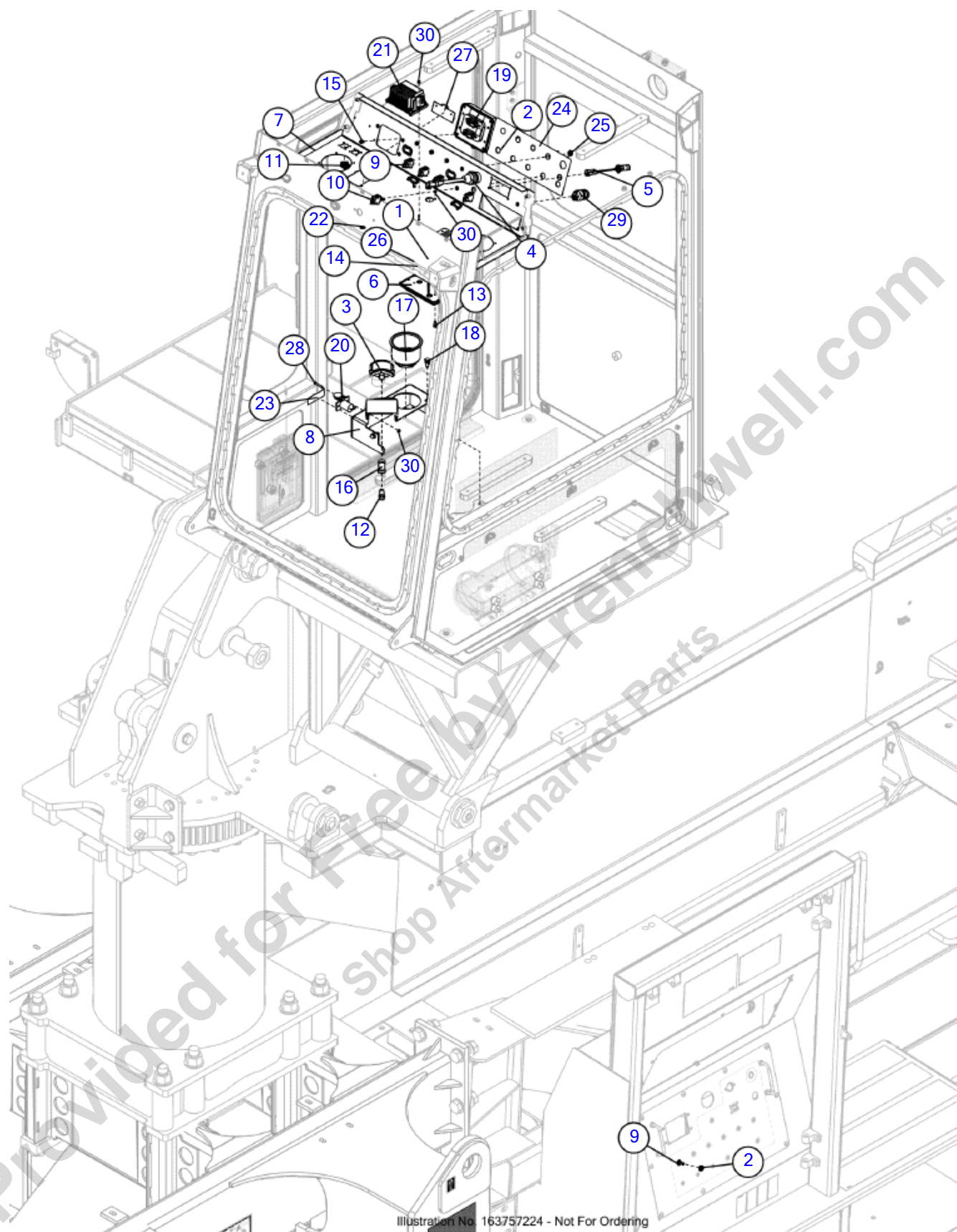


Illustration No. 163757224 - Not For Ordering

Cab Control Panel

Fig 13-01

REF NO.	PART NO.	DESCRIPTION	QTY.	REMARKS
1	125286001	RECEPTACLE-DEUTSCH 2 PIN	1	
2	141430001	SWITCH BOOT - 1/2	6	
3	156403001	GAUGE - 2 1/2 DIA. 0-5000 PSI	1	
4	163628359	E STOP HEAVY DUTY N/O	1	
5	163675834	LIGHT-LED 24V GREEN W/2 PIN DEUTSCH	1	
6	163677704	LIGHT-DOME 24 VOLT	1	
7	163701970	WELDMENT - CAB CONTROL PANEL	1	
8	163719092	WELDMENT - GAUGE MOUNT & CUP HOLDER	1	
9	180010846	SWITCH-TOGGLE- (ON) / OFF / (ON)	5	
10	180010859	SWITCH-TOGGLE-ON / ON	1	
11	233447001	PLUG-1" HOLE (BLACK)	1	
12	242538001	FITTING-1/4MNPT X 4 FFOR	1	
13	242656001	SCREW, 10-24 X 3/4 PAN HD PLT PHP	4	
14	276870001	WEDGE - 2 PIN RECEPTACLE	1	
15	296252560	SCREW - #10 -14 X 3/8 SCREW	4	
16	296292634	ELBOW - 1/4 X 45 DEG PIPE	1	
17	296296557	CUP HOLDER - LARGE	1	
18	296300762	SCREW HFS .31 - 18 X .75 GR8 YZ	6	
19	296365108	ASM DP10 TG ELECTRIC LOADER	1	
20	403452001	OUTLET - 12 / 24V AUX.	1	
21	631860768	CONVERTER-24V-12V 7.5 AMPS W/SW OUTPUT	1	
22	700ID806	DECAL - CAN BUS PORT	1	
23	700ID956	DECAL 12V ELECTRICAL SYSTEM	1	
24	700IG995	DECAL-CAB CONSOLE OVERLAY	1	
25	79942001	PLUG-15/32 BUTTON #D2724 DULL BLACK	4	
26	87696001	CONTACT PIN - SIZE 16, SOLID	2	
27	91668001	LEVEL-STICK ON (SET OF TWO)	1	
28	94099012	SCREW-#10-24X1 1/4 FLT HD PH1L	2	
29	94105001	SWITCH-12 VOLT 2 SPEED	1	
30	99042001	NUT-NYLOCK-#10-24-GR2-CZ	6	

Cab Radio
Fig 13-02

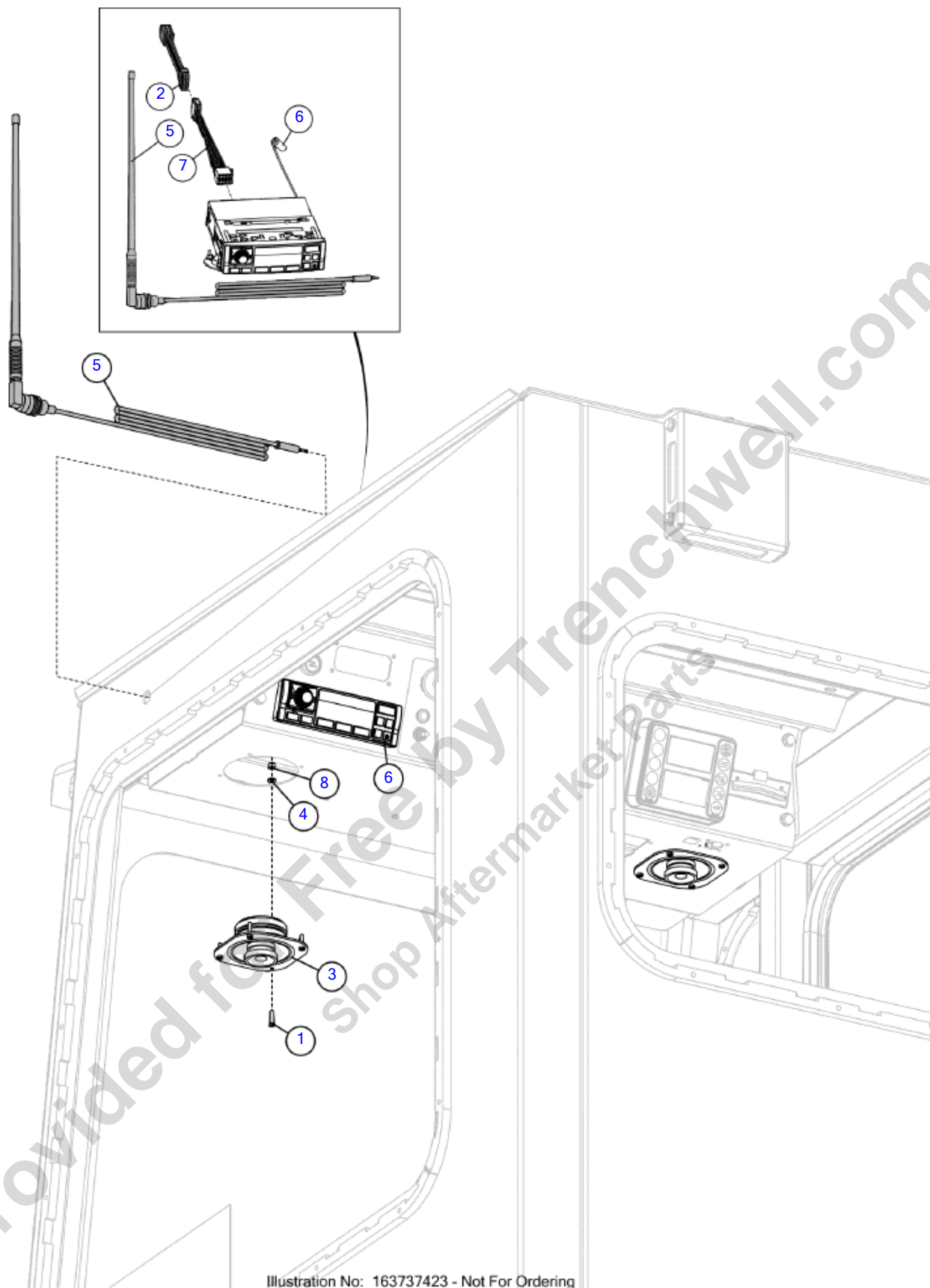


Illustration No: 163737423 - Not For Ordering

Cab Radio
Fig 13-02

REF NO.	PART NO.	DESCRIPTION	QTY.	REMARKS
1	10530006	SCREW-#8-32X3/4 SLOT RD.HD.	8	
2	163639640	HARNESS - LOADER RADIO	1	
3	163677188	SPEAKER-JXHD40	2	
4	224769001	WASHER-#8 FLAT	8	
5	621026001	ANTENNA RUBBER MAST 59in CABLE	1	
6	634415001	RADIO VRMJHD1620	1	
7	634416001	ADAPTER-HARNESS 31100107	1	
8	69759001	LOCK NUT-#8-32 NYLON INSERT PL	8	

Provided for Free by Trenchwell.com
Shop Aftermarket Parts

Window Wiper

Fig 13-03

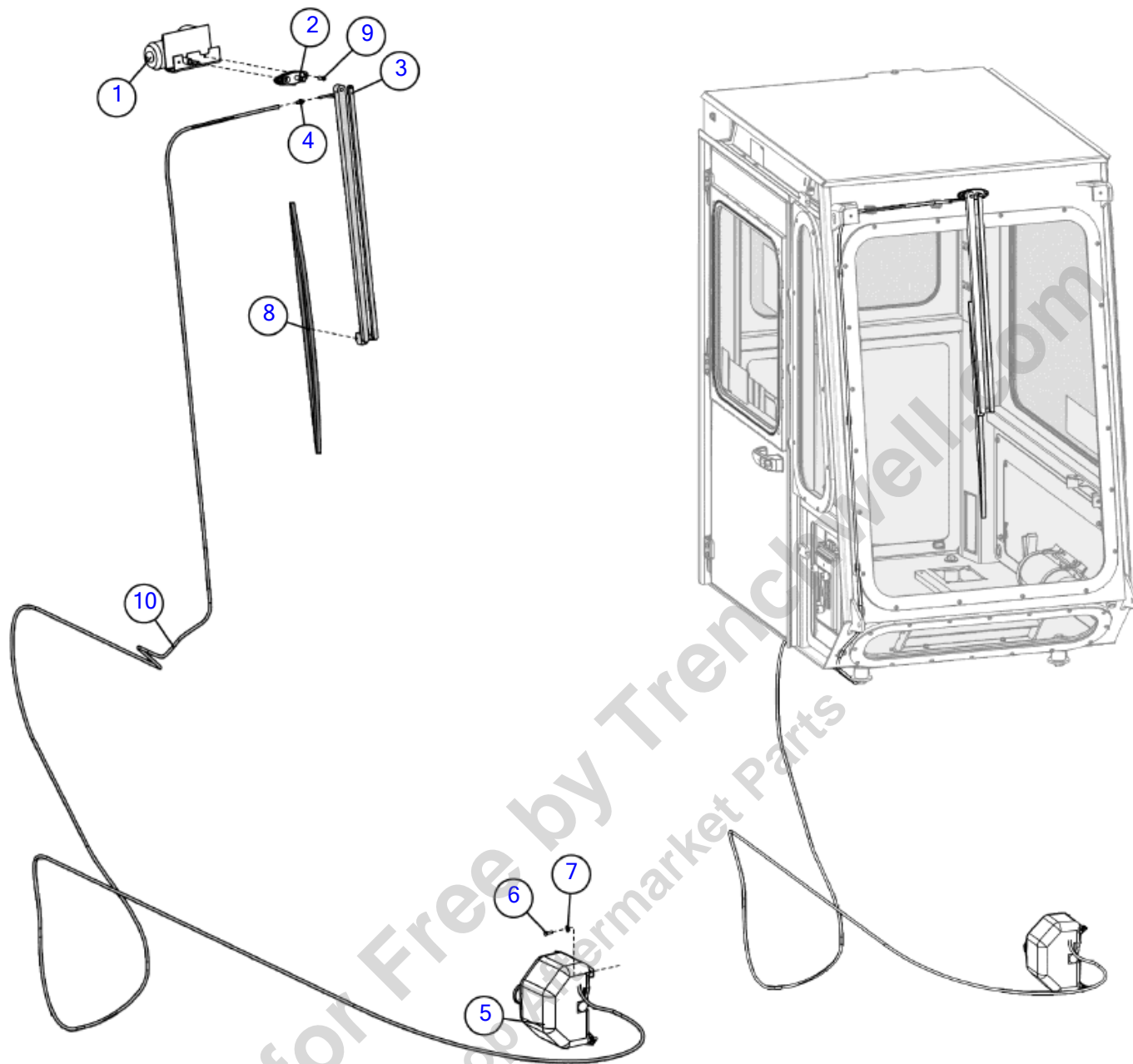


Illustration No: 163719275 - Not For Ordering

Window Wiper

Fig 13-03

REF NO.	PART NO.	DESCRIPTION	QTY.	REMARKS
1	163639600	WIPER MOTOR - 24V 60 DEG	1	
2	293654001	ADAPTER - PANTO	1	
2	(163639601)	ADAPTER - WIPER PANTO ARM	1	
3	163639602	ARM - 28" WET PANTOGRAPH WIPER	1	
4	163643174	FITTING - STR - 5/32HB X 1/8HB - POLY	1	
5	180010833	TANK, WINDSHIELD WASHER, 24VDC, 140 OZ	1	
6	235734001	BOLT-1/4-20X3/4 GR8 ZYC	4	
7	252251001	WASHER-1/4 SAE FLAT ZP	4	
8	293656001	BLADE - 28" WINDSHIELD WIPER	1	
9	4473010	BOLT-1/4-20X1 FLANGE WHIZ	2	
9	(93842010)	BOLT-1/4-28X1 RND HEAD MACHINE	2	
10	94108001	HOSE-5/32 WASHER	1	

Provided for Free by Trenchwell.com
Shop Aftermarket Parts

Harness- Loader Valve

Fig 13-04

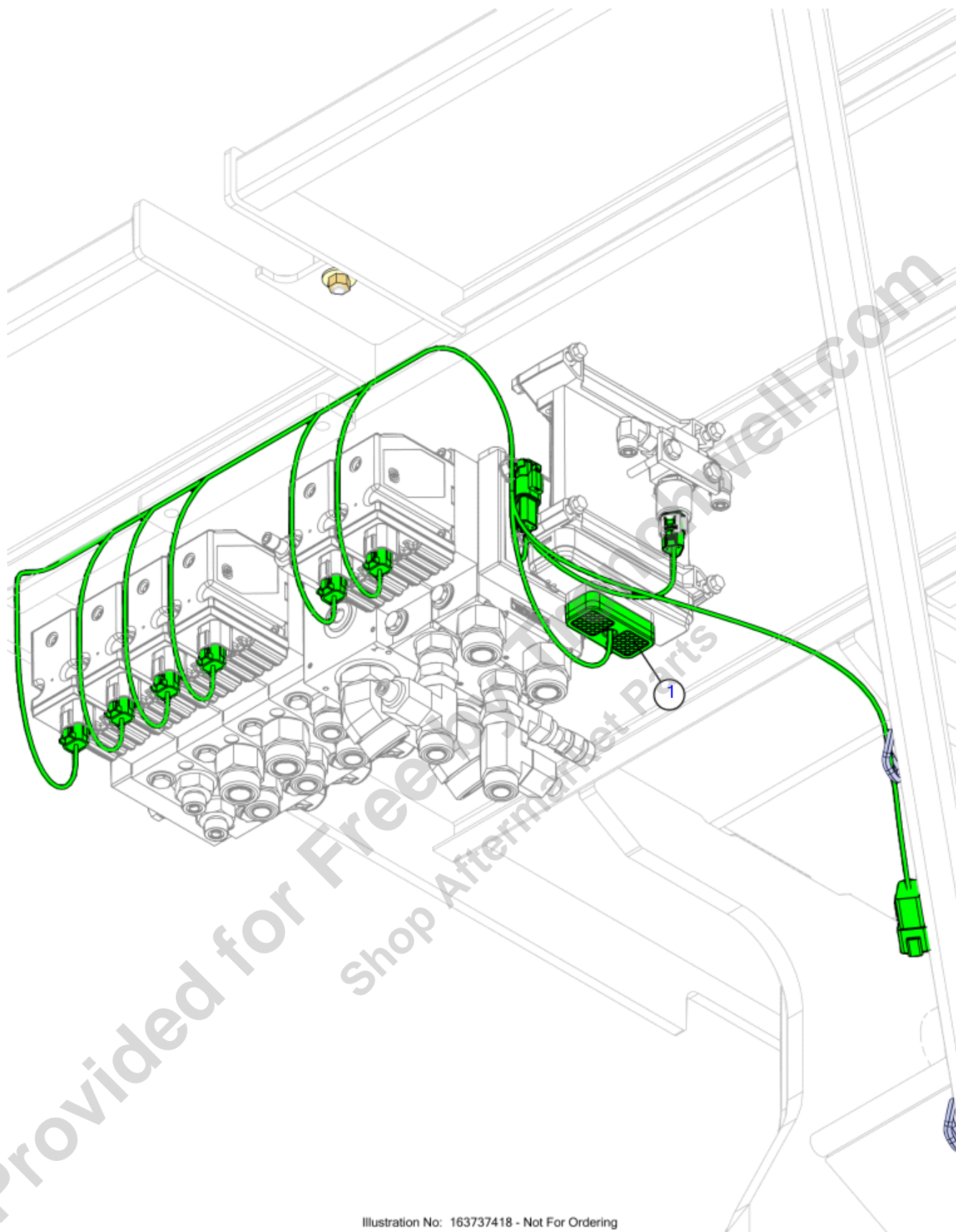


Illustration No: 163737418 - Not For Ordering

Harness- Loader Valve
 Fig 13-04

REF NO.	PART NO.	DESCRIPTION	QTY.	REMARKS
1	163673203	HARNESS-LOADER VALVES	1	

Provided for Free by Trenchwell.com
 Shop Aftermarket Parts

Harness- Cab Console

Fig 13-05

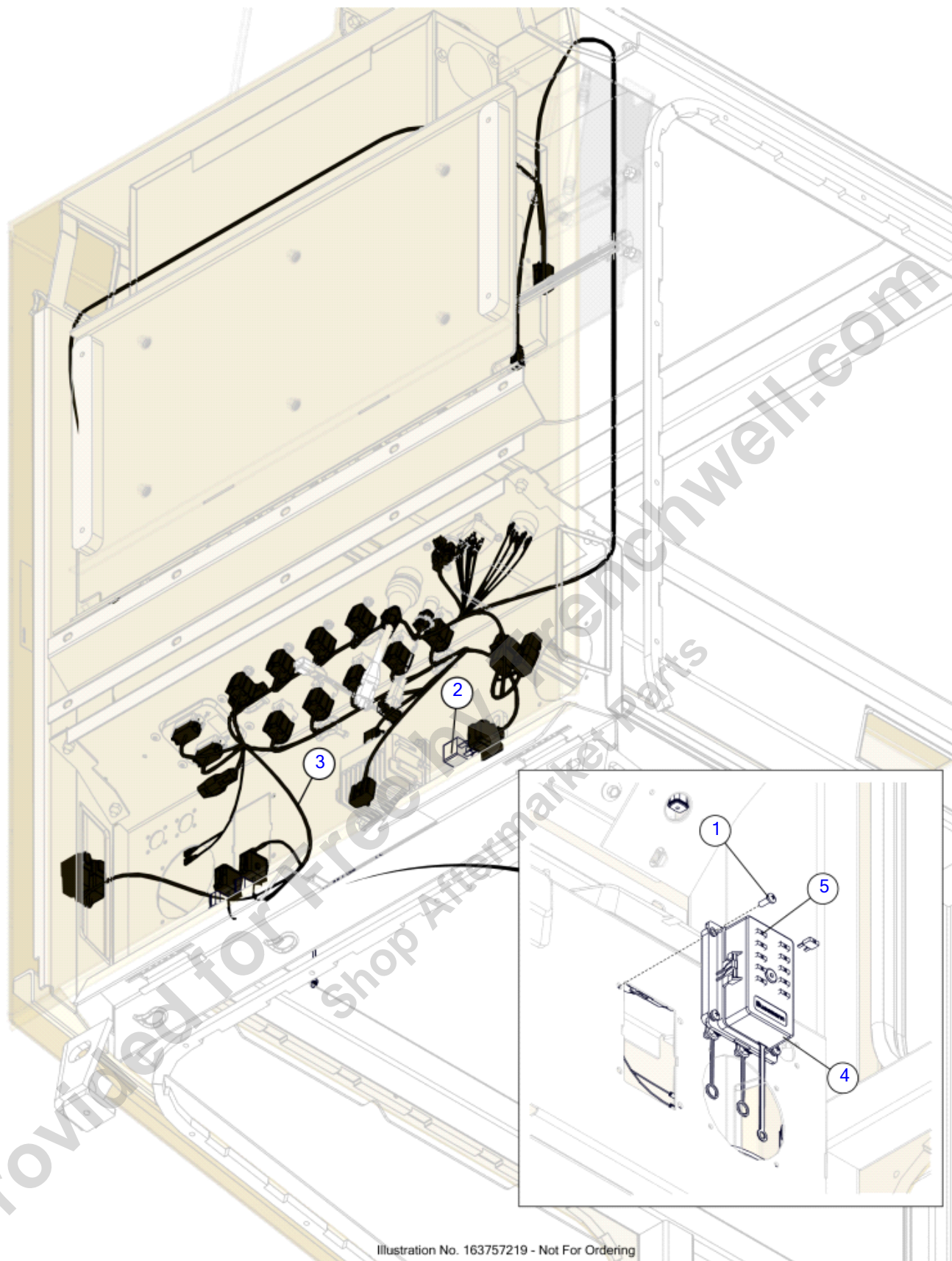


Illustration No. 163757219 - Not For Ordering

Harness- Cab Console

Fig 13-05

REF NO.	PART NO.	DESCRIPTION	QTY.	REMARKS
1	141364001	SCREW-10-32 X 1/2 CRPHM	5	
2	163673445	RELAY-40 AMP SEALED	1	
3	163673787	HARNESS-CONSOLE CAB TG5000E	1	
4	180010825	FUSE BLOCK ASSEMBLY	1	
5	296273497	FUSE - MINI 10 AMP	10	

Provided for Free by Trenchwell.com
Shop Aftermarket Parts

Harness- Pedestal
Fig 13-06

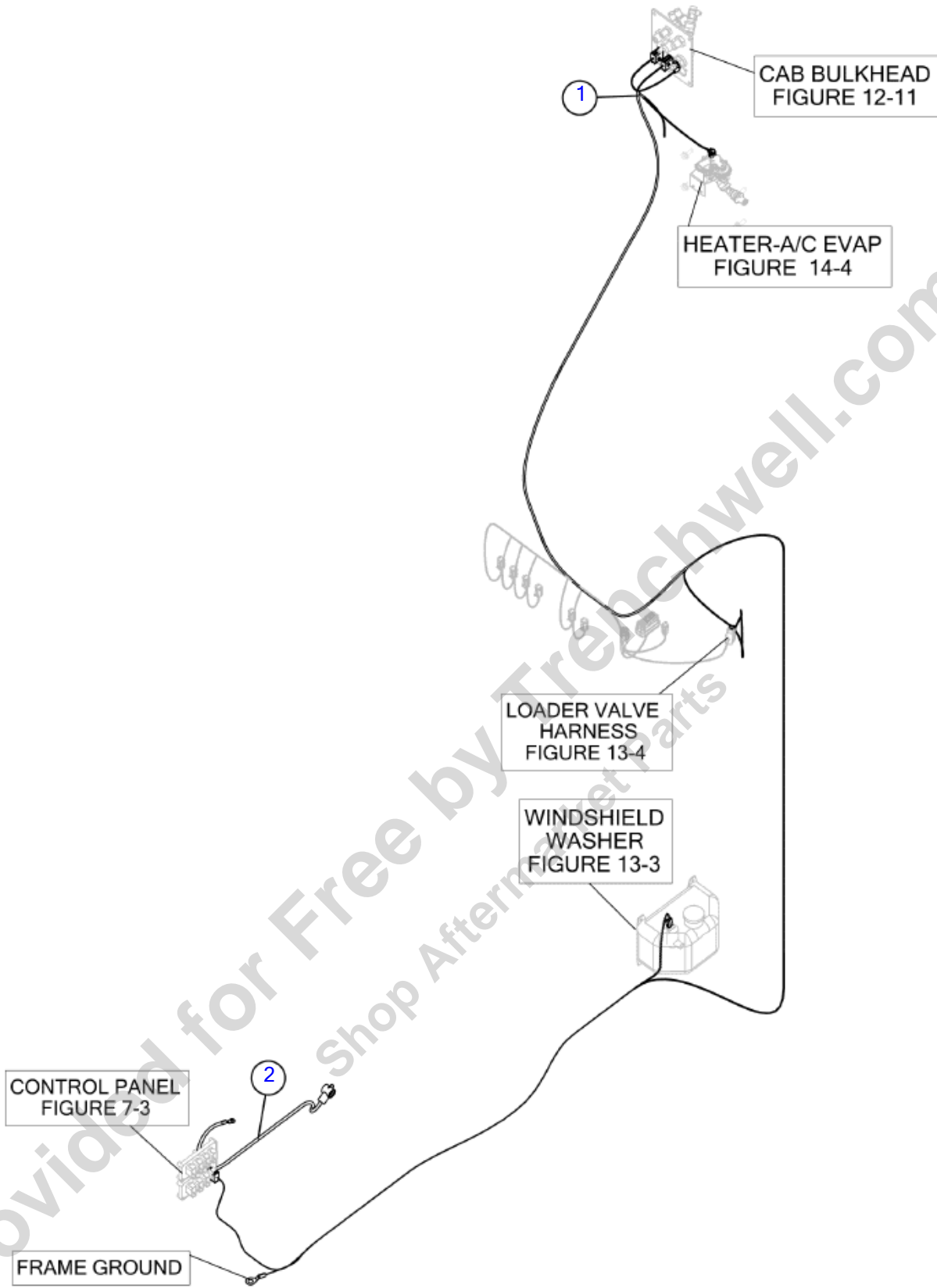


Illustration No. 163757220 - Not For Ordering

Harness- Pedestal

Fig 13-06

REF NO.	PART NO.	DESCRIPTION	QTY.	REMARKS
1	163673784	HARNESS-LOADER PEDASTAL TG5000E	1	
2	163737709	CABLE-POS RELAY FEED POST	1	

Provided for Free by Trenchwell.com
 Shop Aftermarket Parts

Harness- Cab Main

Fig 13-07

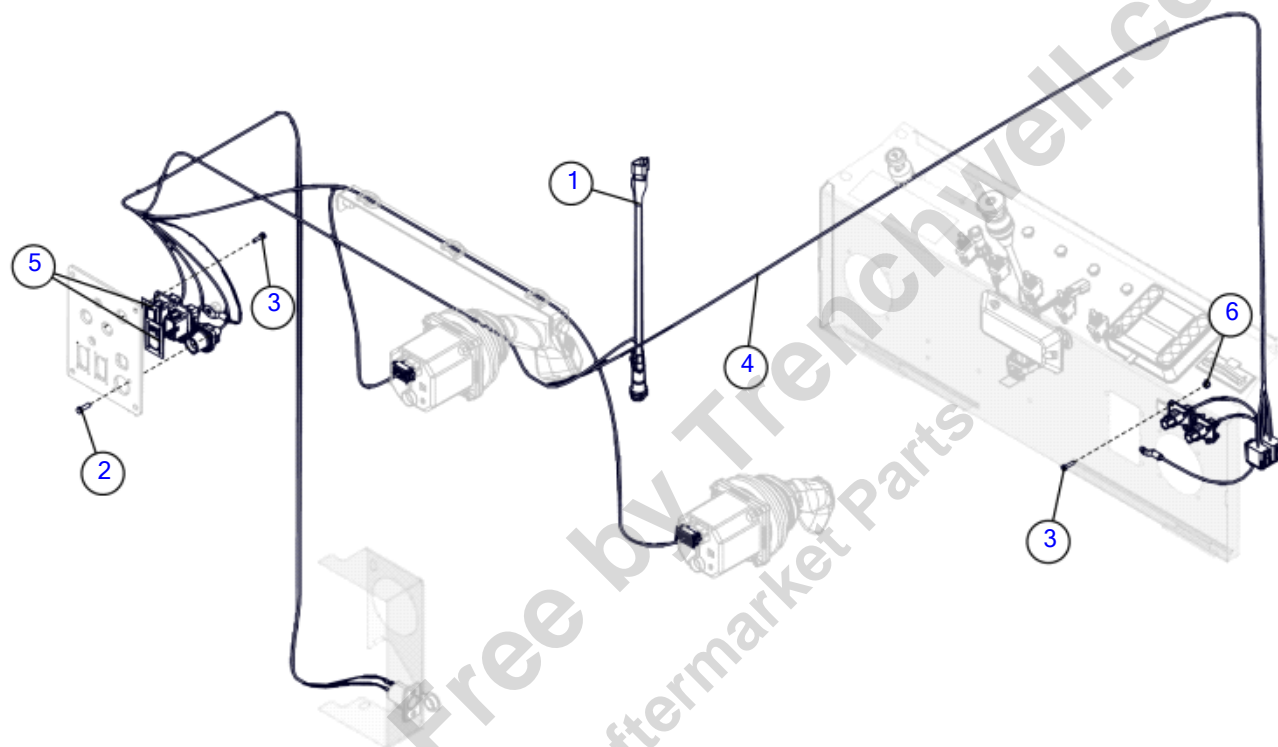


Illustration No. 163757221 - Not For Ordering

Harness- Cab Main

Fig 13-07

REF NO.	PART NO.	DESCRIPTION	QTY.	REMARKS
1	163628376	SWITCH - PROX 18 MM NO	1	
2	163639748	SCREW-HFS-TCTAP-12-24X.75-GR2-CZ-SP-CH	2	
3	163643448	SCREW-MCH-#8-32X.75-GR2-CZ-PAN-PHILLIPS	16	
4	163673788	HARNESS-CAB MAIN TG5000E	1	
5	403456001	GASKET - 12 PIN BULKHEAD	2	
6	69759001	LOCK NUT-#8-32 NYLON INSERT PL	8	

Provided for Free by Trenchwell.com
Shop Aftermarket Parts

Loader Power Supply Panel

Fig 13-08

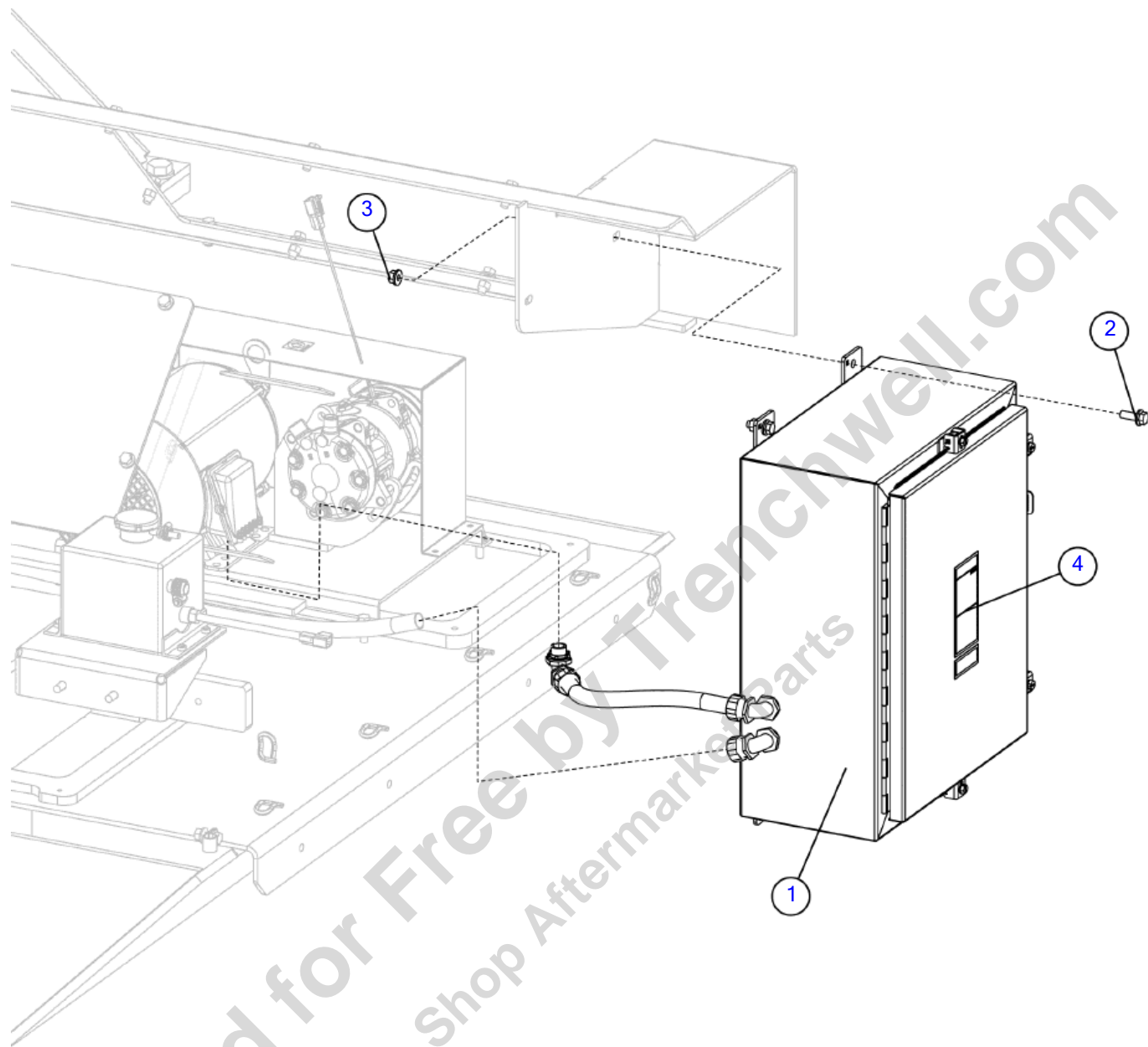


Illustration No. 163757143 - Not For Ordering

Loader Power Supply Panel

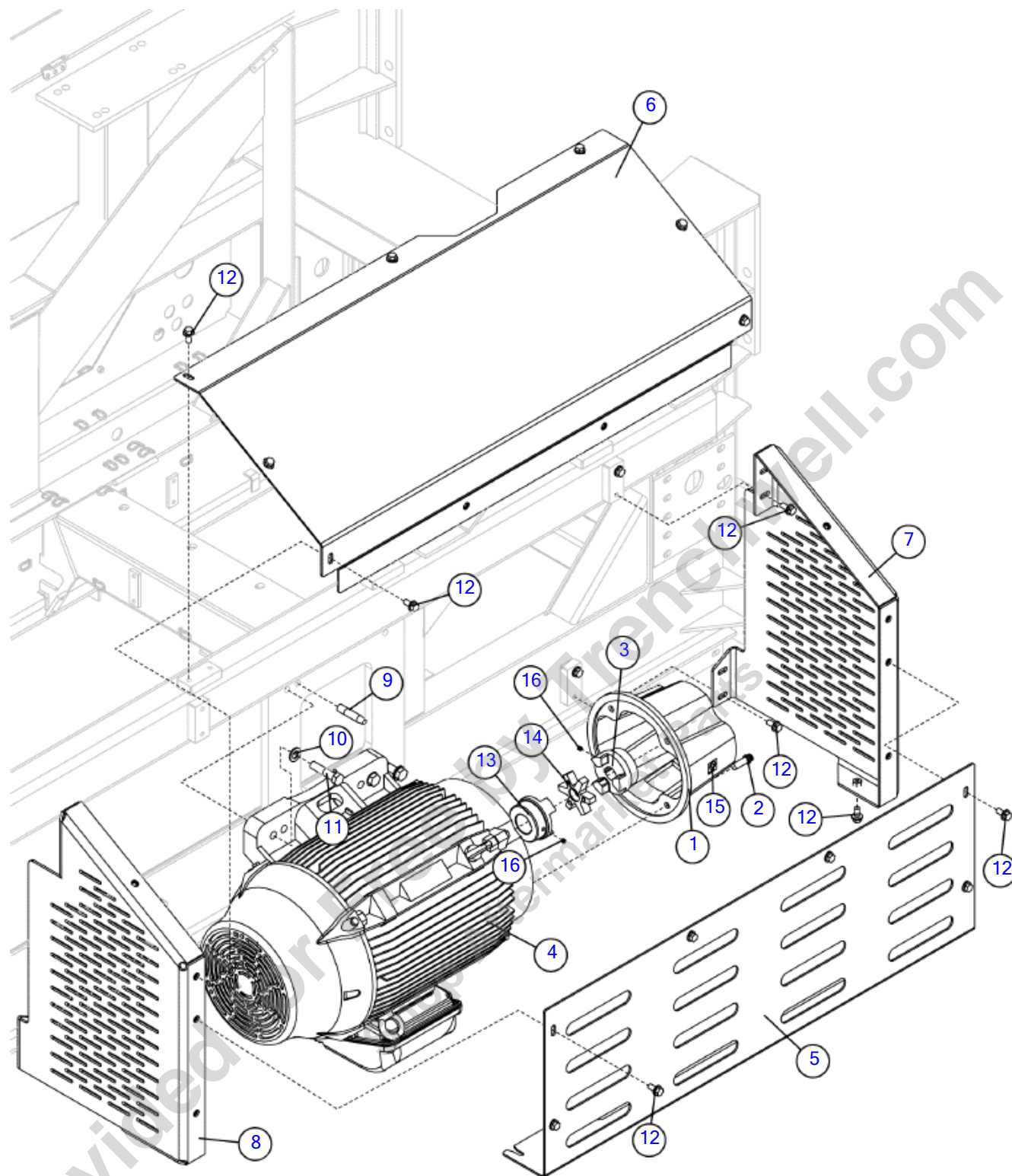
Fig 13-08

REF NO.	PART NO.	DESCRIPTION	QTY.	REMARKS
1	163757142	ENCLOSURE-HVAC TG5000E	1	
2	296300772	SCREW HFS .38-16X1.00 GR8 YZ	4	
3	296300850	NUT-HEXFLGTL-.38-16-G-YZ	4	
4	7000F245	DECAL - DANGER, HIGH VOLTAGE	1	Domestic
	700IF245	DECAL - DANGER, HIGH VOLTAGE	1	International

Provided for Free by Trenchwell.com
Shop Aftermarket Parts

Loader Pump Drive- 440-480V/60Hz

Fig 13-09



Loader Pump Drive- 440-480V/60Hz

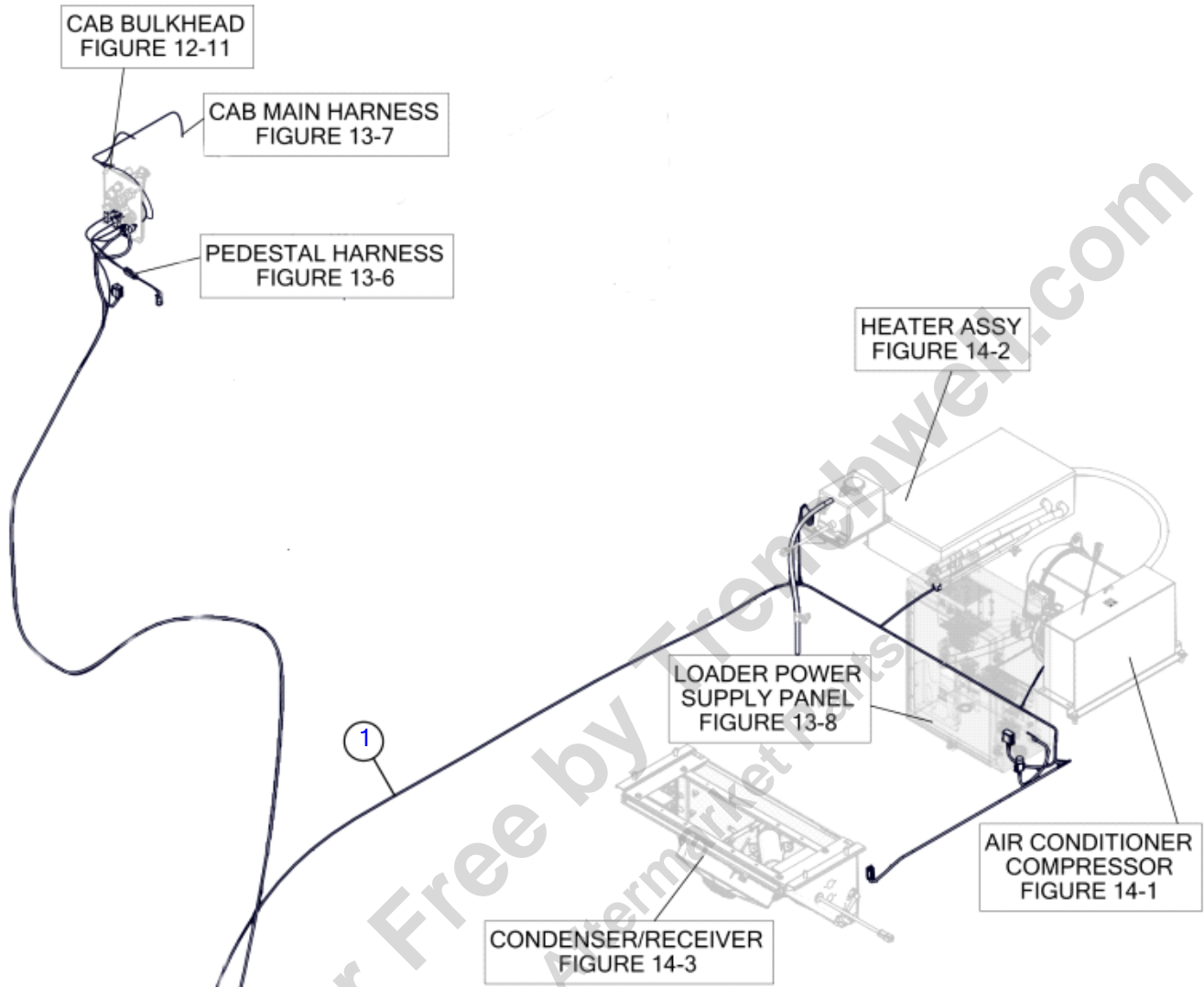
Fig 13-09

REF NO.	PART NO.	DESCRIPTION	QTY.	REMARKS
1	163621453	MOUNT - HYDRAULIC PUMP	1	
2	163636046	SCREW - FLG12PT-.625-11 X 1.75-GR8-PLN	4	
3	163716778	HUB - L190 1.50 WITH 3/8" KEY	1	
4	163738941	MOTOR-ELECTRIC-WEG 100 HP W22 PREM EFF 460V/60HZ	1	
5	163757218	MOTOR COVER - SIDE	1	
6	163757222	WELDMENT - MOTOR COVER - FRONT	1	
7	163757231	WELDMENT - MOTOR COVER - FRONT	1	
8	163757233	WELDMENT - MOTOR COVER - REAR	1	
9	163757246	ALIGNMENT PIN	2	
10	235717001	WASHER - 3/4" HARDENED FLAT YZ	4	
11	250604001	BOLT-3/4-10X3 1/4 GR8 HX Y/ZNC	4	
12	296300788	SCREW HFS .50 13 X 1.00 GR8 YZ	23	
13	407051001	HUB-2.125 BORE	1	
14	407053001	SPIDER-OPEN CENTER	1	
15	7000C159	DECAL ROTATION DIRECTION	1	
16	526005	SSS 3/8 16 X 3/8	2	

Provided for Free by Trenchwell.com
Shop Aftermarket Parts

Harness- HVAC

Fig 13-10




Harness- HVAC

Fig 13-10

REF NO.	PART NO.	DESCRIPTION	QTY.	REMARKS
1	163673790	HARNESS-HVAC UNIT TG5000E	1	

Provided for Free by Trenchwell.com
 Shop Aftermarket Parts

Air Conditioner & Heater



Air Conditioner & Heater

Air Conditioner Compressor	Fig 14-01
Heater- 460V 60Hz	Fig 14-02
Condenser/Receiver	Fig 14-03
Air Conditioner & Heater	Fig 14-04
Hoses- Air Conditioner	Fig 14-05
Hoses- Heater	Fig 14-06

Provided for Free by Trenchwell.com
Shop Aftermarket Parts

Air Conditioner Compressor

Fig 14-01

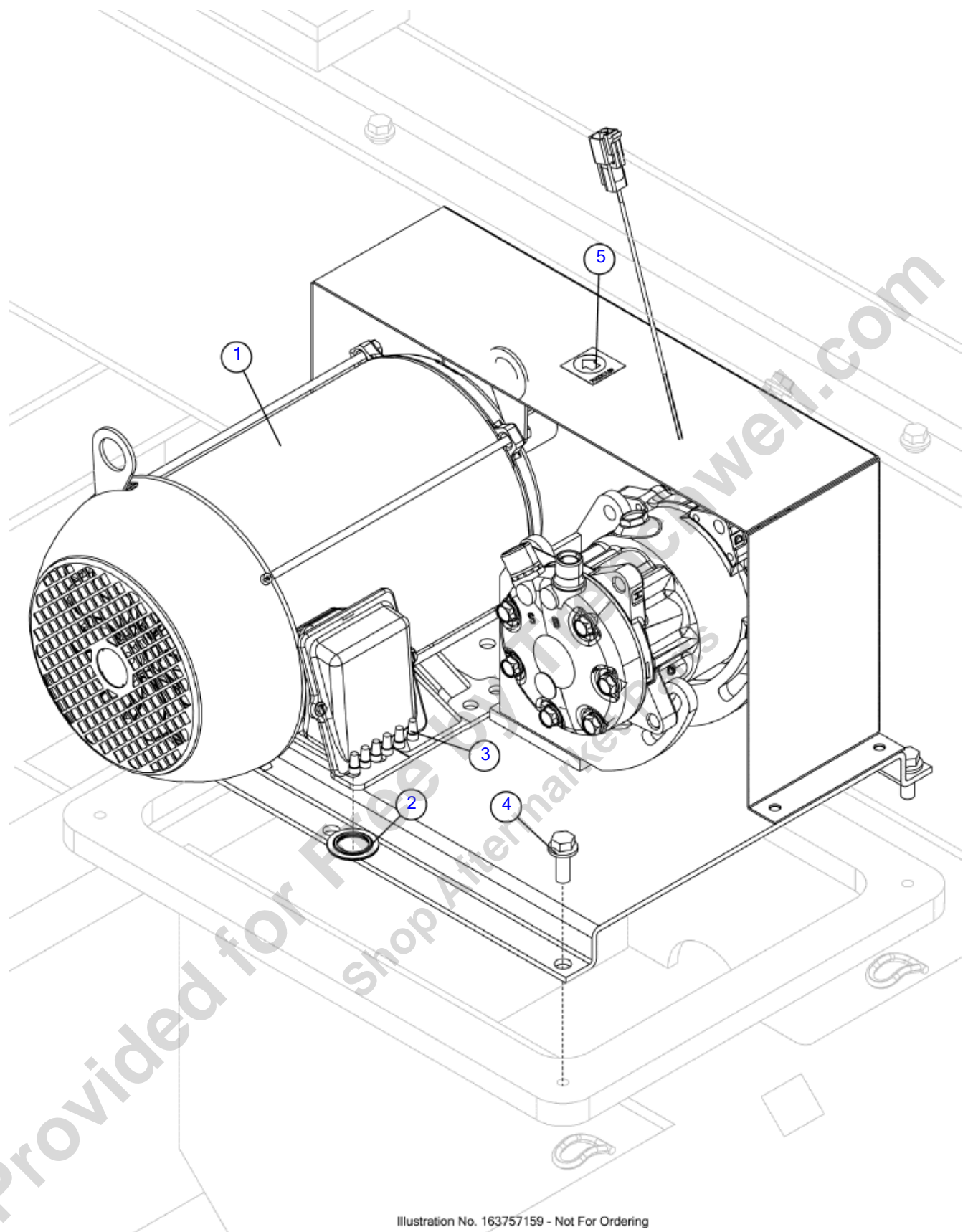


Illustration No. 163757159 - Not For Ordering

Air Conditioner Compressor

Fig 14-01

REF NO.	PART NO.	DESCRIPTION	QTY.	REMARKS
1	163716567	COMPRESSOR-ELECTRIC DRIVE-3 HP 460V 60HZ	1	
2	163738069	REDUCING WASHER - RW21	2	
3	163757822	NUT-WIRE CRIMP	6	
4	296300772	SCREW HFS .38-16X1.00 GR8 YZ	4	
5	7000C159	DECAL ROTATION DIRECTION	1	

Provided for Free by Trenchwell.com
Shop Aftermarket Parts

Heater- 460V 60Hz

Fig 14-02

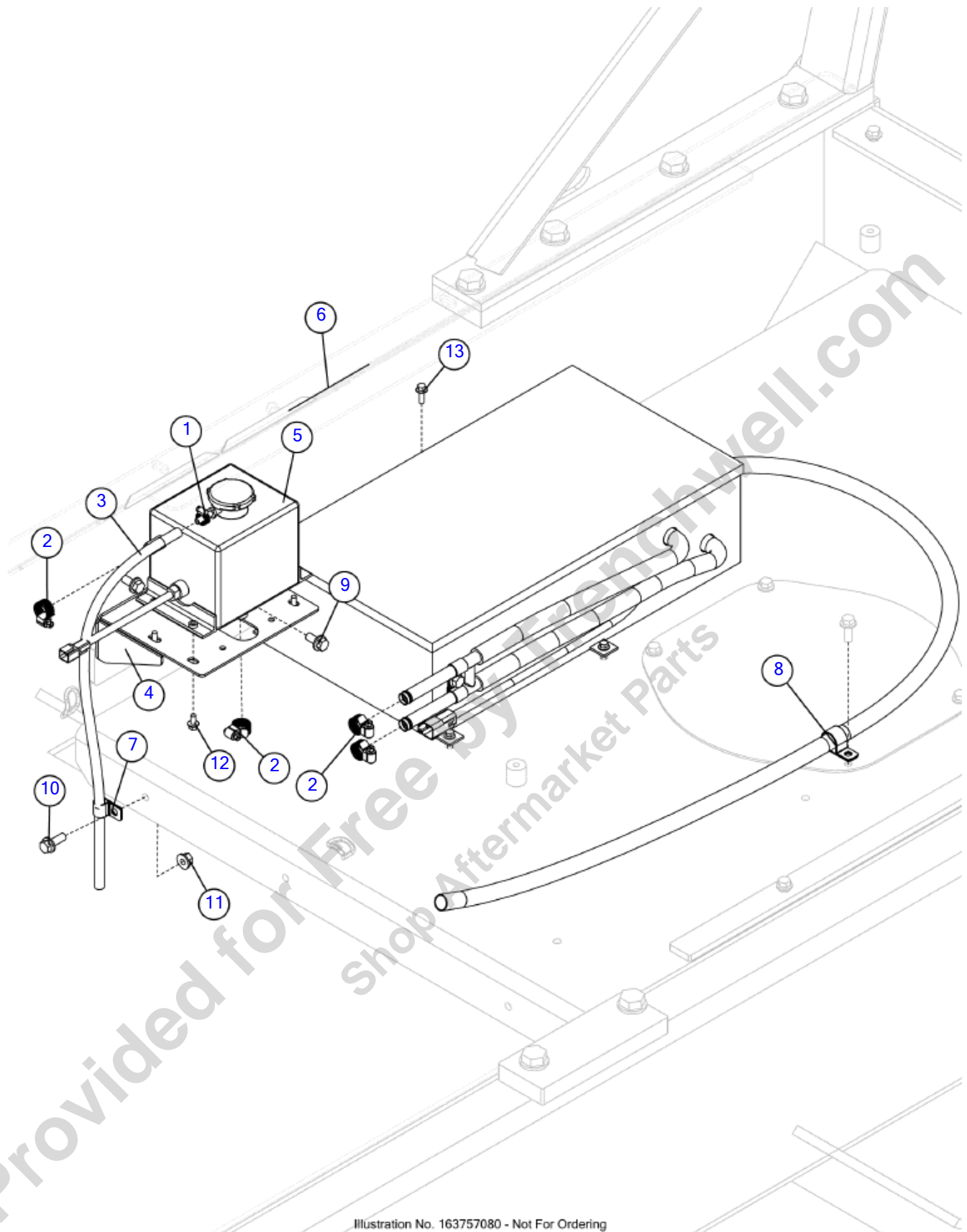


Illustration No. 163757080 - Not For Ordering

Heater- 460V 60Hz

Fig 14-02

REF NO.	PART NO.	DESCRIPTION	QTY.	REMARKS
1	1578001	HOSE CLAMP - WORM GEAR - 1/4" - 5/8"	1	
2	1580003	HOSE CLAMP - 3/4"	4	
3	163642927	HOSE - 1/4 X 25	1	
4	163757135	WELDMENT - SUPPLY TANK	1	
5	163757144	HEATER-460V AC 124 VDC CONTROL	1	
6	2326315	DECAL WARNING	1	Domestic
	23261315	DECAL WARNING	1	International
7	279014001	HOSE CLAMP - 5/8 W/13/32 HOLE	1	
8	296298236	P-CLAMP 1" ID	1	
9	296300771	SCREW-HFS-.38-16X.75GR8-YZ	2	
10	296300772	SCREW HFS .38-16X1.00 GR8 YZ	1	
11	296300850	NUT-HEXFLGTL-.38-16-G-YZ	1	
12	4473004	BOLT - 1/4-20X1/2 FLGE WHIZ	4	
13	4473006	BOLT-1/4-20X3/4 FLG WHIZ	4	

Provided for Free by Trenchwell.com
Shop Aftermarket Parts

Condenser/Receiver

Fig 14-03

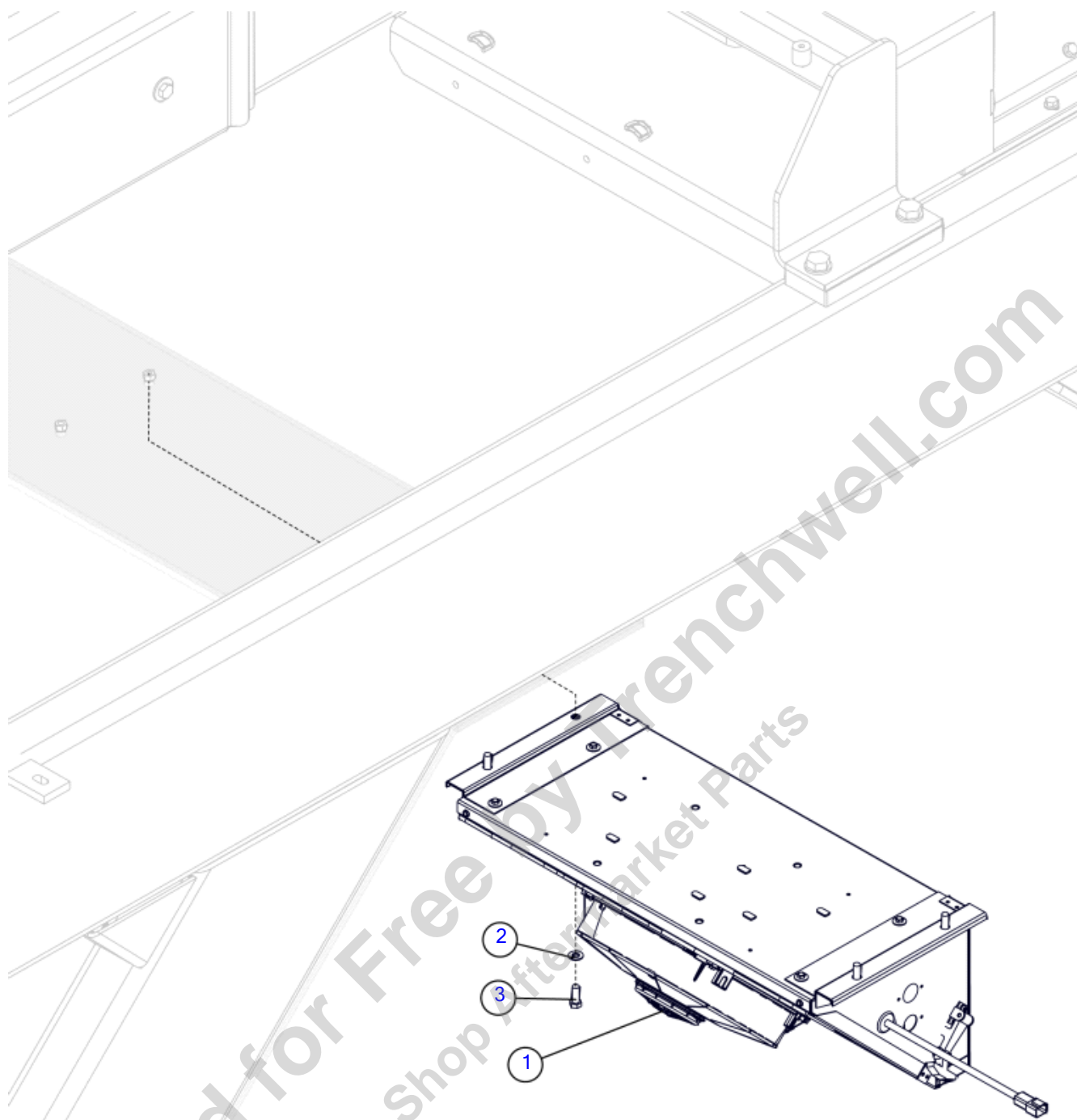


Illustration No. 163757158 - Not For Ordering

Condenser/Receiver

Fig 14-03

REF NO.	PART NO.	DESCRIPTION	QTY.	REMARKS
1	163716566	CONDENSER-24V POWER	1	
2	235713001	WASHER - FLATSTRL - .38 - .41 X .81 - .06-YA-A325	4	
3	235727001	SCREW-HCS-.38-16X1.00-GR8-YZ	4	

Provided for Free by Trenchwell.com
Shop Aftermarket Parts

Air Conditioner & Heater

Fig 14-04

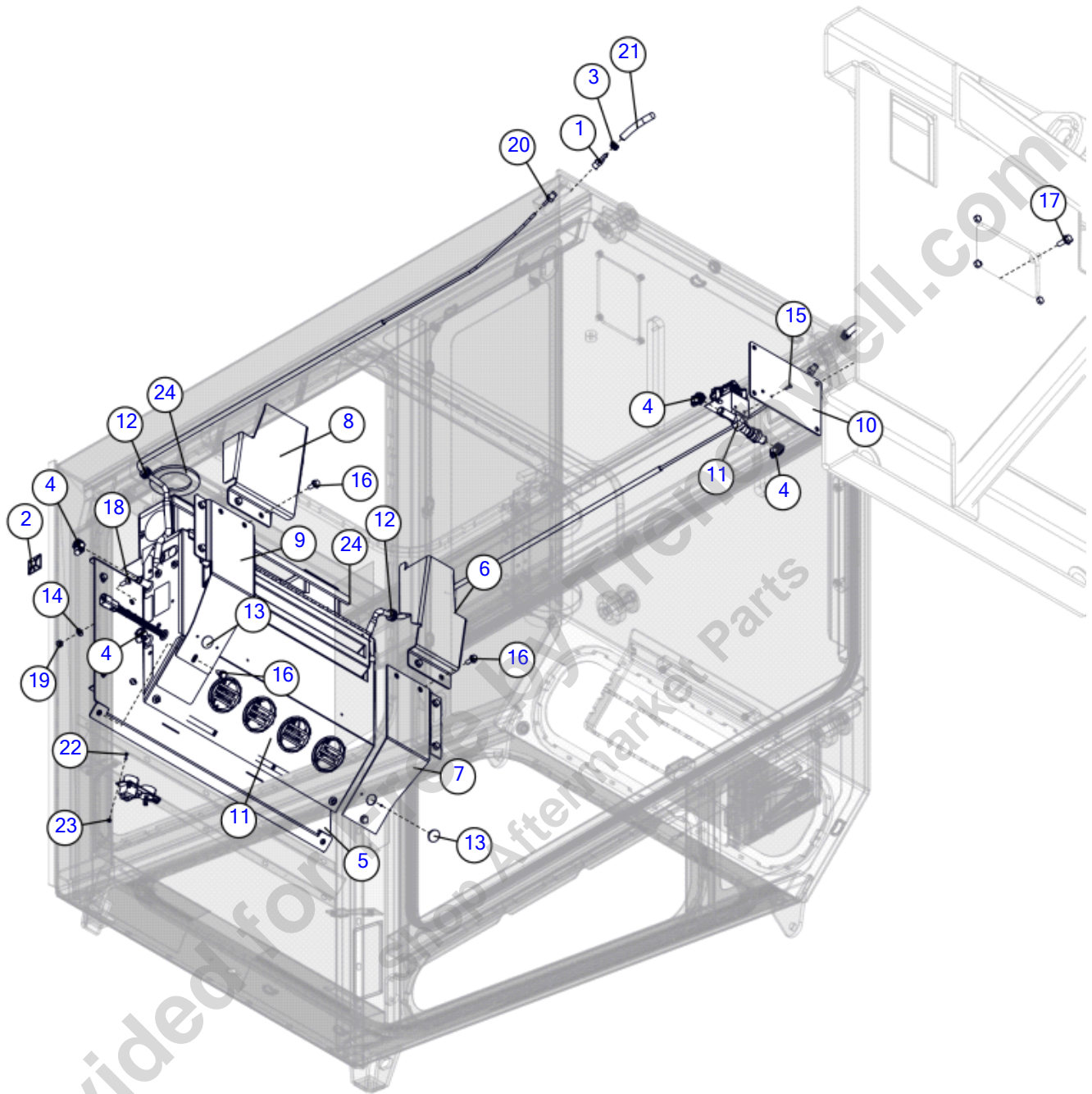


Illustration No. 163757200 - Not For Ordering

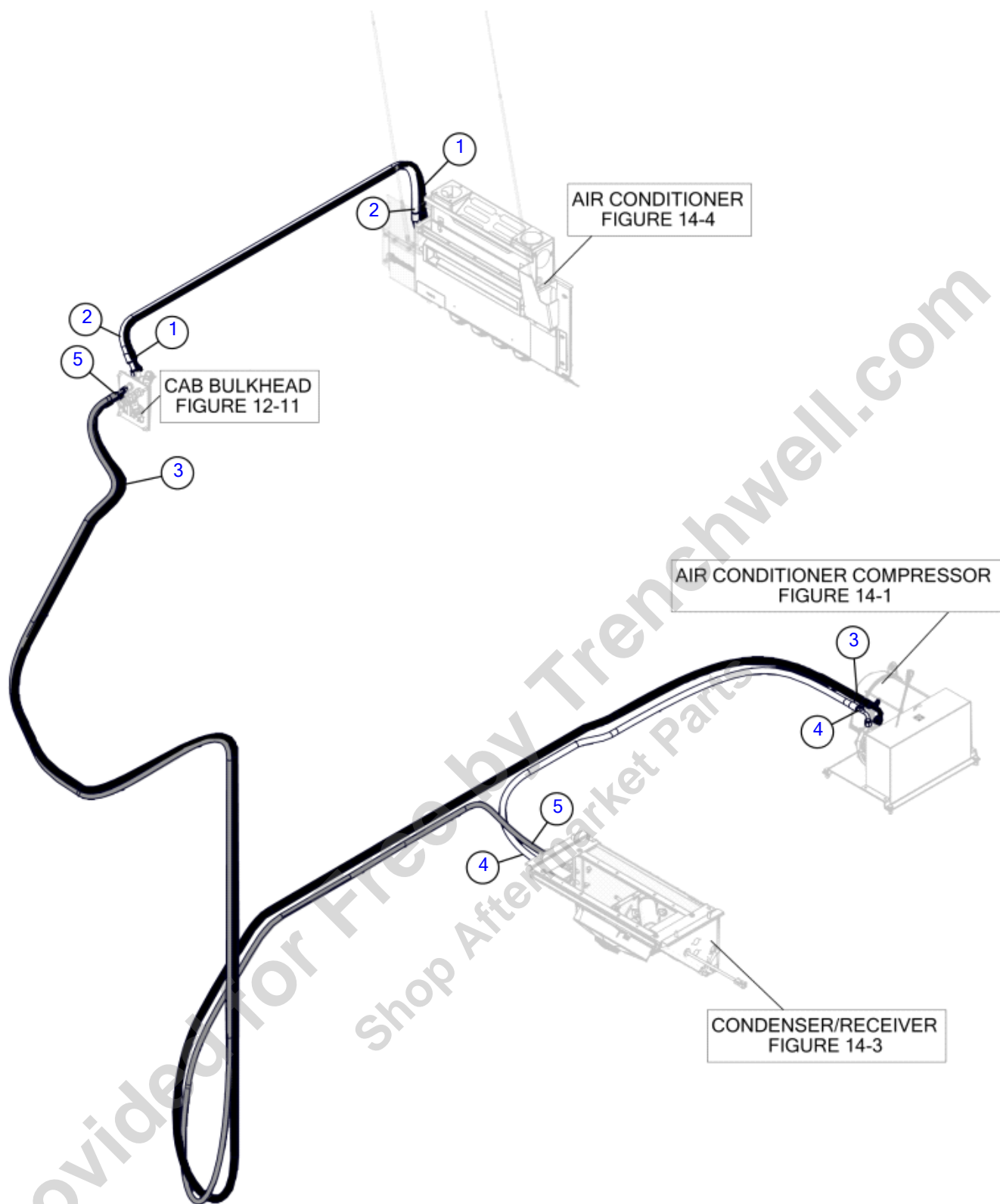
Air Conditioner & Heater

Fig 14-04

REF NO.	PART NO.	DESCRIPTION	QTY.	REMARKS
1	115140001	FITTING-BRASS1/4MX1/4BARB STR.	2	
2	157756001	MOUNTING BASE - CABLE TIE W / ADHESIVE	1	
3	1580001	HOSE CLAMP - WORM GEAR - 5/16in - 7/8in	2	
4	1580003	HOSE CLAMP - 3/4"	4	
5	163701993	WELDMENT - AC MOUNT	1	
6	163719000	PLATE - RIGHT REAR AC SHIELD	1	
7	163719002	WELDMENT - RIGHT FRONT AC SHIELD	1	
8	163719003	PLATE - LEFT REAR AC SHIELD	1	
9	163719004	WELDMENT - LEFT FRONT AC SHIELD	1	
10	163719798	PLATE - SHUTOFF VALVE MOUNT	1	
11	163757201	HEATER-AC EVAP W/FRESH AIR - 24V	1	
12	1865023	GROMMET 1/2 ID 18 X 3/4 GROOVE	2	
13	233447001	PLUG-1" HOLE (BLACK)	2	
14	235714001	WASHER - 5/16 FLAT, ZN	6	
15	296272308	SCREW-MCH-6-32X.50-GR2-CZ-ROUND PHILLIPS	2	
16	296300762	SCREW HFS .31 - 18 X .75 GR8 YZ	14	
17	296300772	SCREW HFS .38-16X1.00 GR8 YZ	4	
18	296314590	CAP SCREW CZ - 5/16 - 18 X 3/4 BUTTON HEAD SOCKET	6	
19	510314501	HEX NUT, 5/16-18, ZN	6	
20	611146001	FITTING - 1/4 MPT X 3/16 HOSE BARB	2	
21	619001	HOSE-1/4 I.D.GASOLINE&DIESEL	A/R	P/N Qty. Of 1 = 1 Foot
22	63737001	SCREW-6-32X1/2 MACHINE	4	
23	69757001	LOCKNUT-#6-32 NYLON INSERT PLT	4	
24	97404001	PORON-1/4X3/4	A/R	P/N Qty. Of 1 = 1 Foot

Hoses- Air Conditioner

Fig 14-05



Hoses- Air Conditioner

Fig 14-05

REF NO.	PART NO.	DESCRIPTION	QTY.	REMARKS
1	163725452	HOSE-AC-.31 X 77-6 M ORING 90-6 F ORING STR	1	
2	163725453	HOSE-AC-.50 X 78-10 M ORING 90-10 F ORING STR	1	
3	163757269	HOSE-AC-.63 X 370-10 FEMALE ORING STR	1	
4	163757270	HOSE-AC-.41 X 96-8 FEMALE ORING 90 W/CHARGE	1	
5	163757271	HOSE-AC-.31 X 306-6 FEMALE ORING STR	1	

Provided for Free by Trenchwell.com
Shop Aftermarket Parts

Hoses- Heater

Fig 14-06

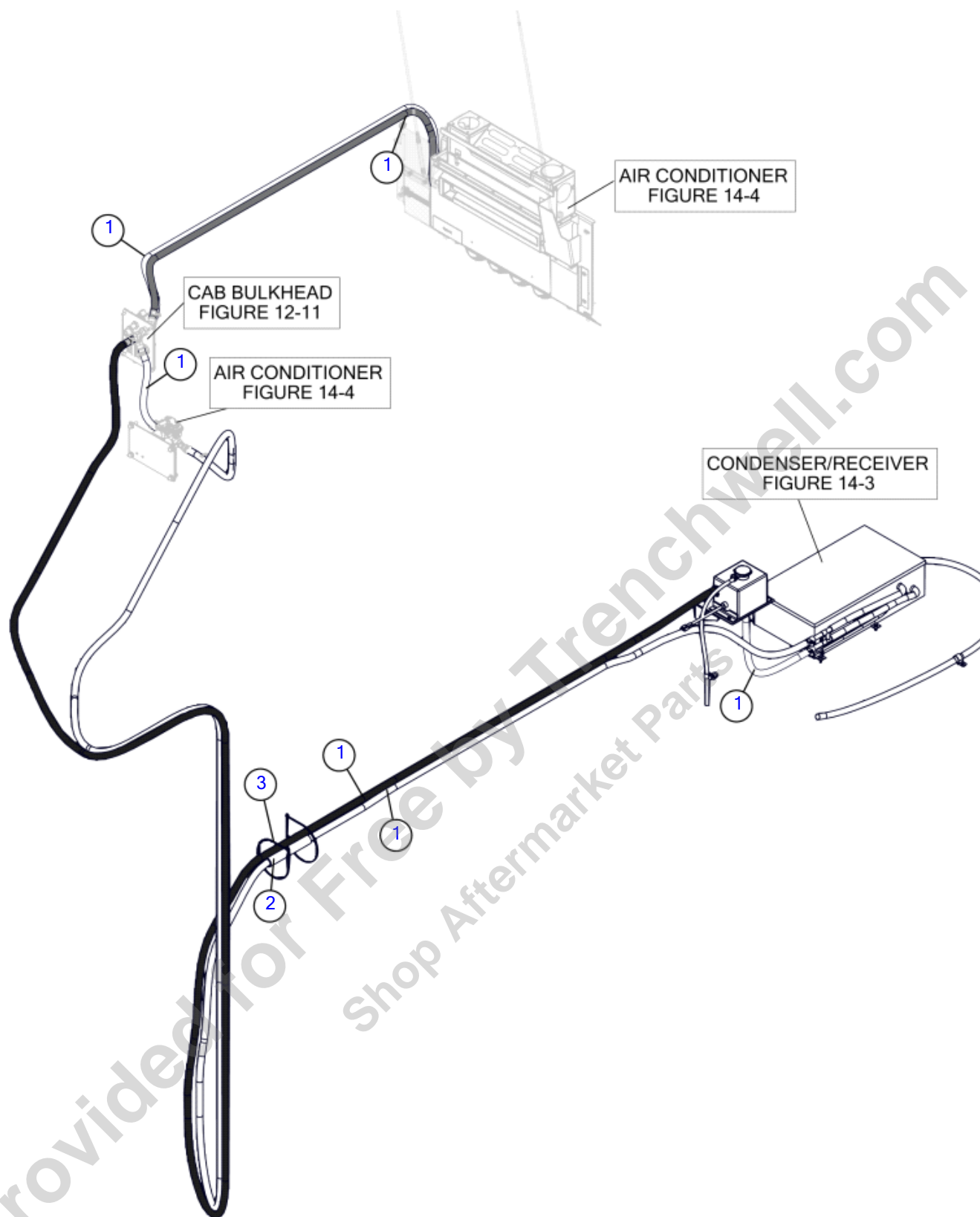


Illustration No. 163757289 - Not For Ordering

Hoses- Heater

Fig 14-06

REF NO.	PART NO.	DESCRIPTION	QTY.	REMARKS
1	130979001	HOSE-5/8INSUL.HEATER HOSE	A/R	P/N Qty. Of 1 = 1 Foot
2	66094001	CORDURA SLEEVE .090WALL 1.22ID	A/R	P/N Qty. Of 1 = 1 Foot
3	69800001	STRAP-NYTIE 21"LONG #T150M-BLACK	12	

Provided for Free by Trenchwell.com
Shop Aftermarket Parts

Provided for Free by Trenchwell.com
Shop Aftermarket Parts

Provided for Free by Trenchwell.com
Shop Aftermarket Parts

Provided for Free by Trenchwell.com
Shop Aftermarket Parts

No part of this manual may be reproduced in any form or by any means, electronic or mechanical, including photocopying, recording, or by any information storage and retrieval systems, without the express written consent of Vermeer Corporation.

Copyright 2017 - 2020 Vermeer Corporation
All rights reserved.
Vermeer Corporation
1210 Vermeer Road East, P.O. Box 200
Pella, Iowa 50219-0200, USA