

BC1000XL Brush Chipper

Parts Manual



Publish Date Thu, 06 Aug 2020
Serial No.
Order No. 105400YAU



Vermeer

EQUIPPED TO
DO MORE.

Provided for Free by Trenchwell.com
Shop Aftermarket Parts

HOW TO USE THE MANUAL

This manual contains illustrations and parts lists of components and assemblies which make up the machine. Each page consists of the name of the assembly or component, a figure number, reference numbers, part numbers, part names, and the quantities of the parts used.

Assembly or component name helps identify the illustration and parts list for each figure. This name also helps locate the general area of the machine where the assembly or component can be located.

Figure numbers are used to identify each assembly or component and to group these assemblies or components into major categories.

Reference numbers shown in a column refer to the numbered parts in the illustration. This ties the part in the illustration to the part number and description in the parts list.

Part numbers are used to identify individual parts or part assemblies.

Part descriptions provide the name of the part, plus additional information such as dimensional specifications and what parts are grouped together to form part assemblies, which helps you identify the part(s).

Quantities listed for each figure are only for that assembly or component and not the total used per machine.

This parts manual is not intended to be a complete guide for machine service or repairs. Contact your Vermeer dealer for any of your service or technical requirements.

ORDERING PARTS

Parts for repair or replacement are available through our network of authorized dealers located throughout the world.

Use only authorized Vermeer parts for repair or replacement. Always give the serial number and

model number of the machine for which parts are being ordered. When ordering parts for component(s), which are not manufactured by Vermeer Corporation, also give the serial number of that component(s). Order all parts by part number, part name, and quantity needed.

UPDATING AND REORDERING MANUALS

The parts lists, illustrations, and specifications in this manual are based on the latest information available at time of publication. Your machine may have product improvements and options not yet contained in this manual.

Vermeer Corporation reserves the right to make changes at any time without notice or obligation to you.

Your dealer will receive notice of these changes and can assist you with accurate parts identification when ordering.

A copy of this manual is supplied with each machine. Additional copies are available through your dealer. When ordering additional manuals, use the reorder number listed on the front cover and the quantity needed.

NOTICE TO OWNER

Replacement manuals are free of charge by registering your **used** Vermeer machine. Your machine's Operator's, Maintenance and Parts Manuals may be available online at www.myvermeer.com. For questions about online or printed manuals, or to register a used machine, contact the Customer Data Department by telephone: 800-829-0051 or 641-628-3141; email: dataanalytics@vermeer.com; internet: www.vermeer.com or www.myvermeer.com; or, letter: Customer Data Dept., Vermeer Corporation, PO Box 200, Pella IA 50219 USA.

Provided for Free by Trenchwell.com
Shop Aftermarket Parts

Visual Table of Contents - Section 00

Overview	00-00
Frame/Fuel Tank	00-01
Axles/Wheels/Brakes	00-02
Infeed	00-03
Discharge Chute	00-04
Fenders & Accessories	00-05
Tongues/Hitches	00-06
Engine Enclosures	00-07
GM Engine & Accessories	00-08
Cat Engine & Accessories	00-09
Cummins Engine & Accessories	00-10
Deutz Engines & Accessories	00-11
Drives	00-12
Hydraulics	00-13
Electrical	00-14
Resource Library & Decals	00-15

Frame/Fuel Tank - Section 01

Main Housing & Frame (SN 19200-26858)	01-01
Main Housing & Frame (SN 26859-)	01-01R01
Discharge Neck - Cat & Cummins (SN 19200-32311)	01-02
Discharge Neck - Cat & Cummins (SN 32312-)	01-02R01
Discharge Neck - Gas & Deutz (SN 19200-32311)	01-03
Discharge Neck - Gas & Deutz (SN 32312-)	01-03R01
Fuel Tank - Diesel (SN 19200-)	01-04
Fuel Tank - Gas (SN 19200-25226)	01-05
Fuel Tank - Gas (SN 25227-27195)	01-05R01
Fuel Tank - Gas (SN 27196-)	01-05R02
GM Propane Tanks (SN 19200-25379)	01-05X01
GM Propane Tanks (SN 25380-)	01-05X01R01

Axles/Wheels/Brakes - Section 02

Axle - 5200 lb/Electric Brakes - CAT (SN 19200-20411)	02-01
Axle - 5200 lb/Electric Brakes - CAT (SN 20412-27195)	02-01R01
Breakdown - Axle Hub/Drum (SN 20412-27195)	02-01T01
Breakdown - Electric Brakes (SN 20412-27195)	02-01T02
Axle - 5200 lb/Electric Brakes - CAT (SN 27196-28606)	02-01R02
Axle - 5200 lb/Electric Brakes - CAT (SN 28607-)	02-01R03
Axle - 5200 lb/Electric Brakes (SN 19200-20411)	02-02
Axle - 5200 lb/Electric Brakes (SN 20412-20414)	02-02R01

Provided for Free by Trenchwell.com
Shop Aftermarket Parts

Table of Contents

BC1000XL (SN 19200-)

Axle - 5200 lb/Electric Brakes (SN 20415-27195)	02-02R02
Breakdown - Axle Hub (SN 20415-27195)	02-02T01
Breakdown - Electric Brakes (SN 20415-27195)	02-02T02
Breakdown - Tire & Wheel (SN 20415-27195)	02-02T03
Axle - 5200 lb/Electric Brakes (SN 27196-27860)	02-02R03
Axle - 5200 lb/Electric Brakes (SN 27861-28606)	02-02R04
Breakdown - Electric Brakes (SN 27196-)	02-02T02R01
Axle - 5200 lb/Electric Brakes (SN 28607-)	02-02R05
Breakdown- Axle	02-02T01R01
Axle - Wide 5200 lb/Electric Brakes (SN 26859-28606)	02-02X01
Axle - Wide 5200 lb/Electric Brakes (SN 28607-)	02-02X01R01
Axle - 7000 lb/Electric Brakes (SN 19200-20411)	02-03
Axle - 7000 lb/Electric Brakes (SN 20412-21046)	02-03R01
Axle - 7000 lb/Electric Brakes (SN 21047-27195)	02-03R02
Breakdown - Axle Hub (SN 21047-27195)	02-03T01
Breakdown - Electric Brakes (SN 21047-27195)	02-03T02
Axle - 7000 lb/Electric Brakes (SN 27196-27860)	02-03R03
Axle - 7000 lb/Electric Brakes (SN 27861-29925)	02-03R04
Axle - 7000lb/Electric Brakes 17.5" Wheel, (SN 29926-)	02-03R05
Breakdown- Axle	02-03T01R01
Axle - Hydraulic Brakes (SN 19200-20411)	02-04
Axle - Hydraulic Brakes (SN 20412-22935)	02-04R01
Axle - Hydraulic Brakes (SN 22936-27195)	02-04R02
Breakdown - Hydraulic Axle (SN 22936-27195)	02-04T01
Axle - Hydraulic Brakes (SN 27196-27860)	02-04R03
Axle - Hydraulic Brakes (SN 27861-28606)	02-04R04
Axle - Hydraulic Brakes (SN 28607-)	02-04R05
Breakdown- Axle	02-04T01R01
Euro Axle Mount	02-05
Euro Axle Kit	02-06
Breakdown - Axle Brake	02-06T01
Breakdown - Axle Hub	02-06T02
Breakdown - Surge Brake	02-06T03
17.5" Wheel, 7000LB Axle, & Elect. Brakes	02-07
Infeed - Section 03	
Infeed Chute (SN 19200-21769)	03-01
Infeed Chute (SN 21770-24011)	03-01R01
Infeed Chute (SN 24012-)	03-01R02
Infeed Chute - Euro	03-02
Control Bar (SN 19200-29376)	03-03

Provided for Free by Trenchwell.com
Shop Aftermarket Parts

Table of Contents

BC1000XL (SN 19200-)

Control Bar (SN 29377-)	03-03R01
Infeed Table	03-04
Infeed Table - Euro (SN 19200-19581)	03-05
Infeed Table - Euro (SN 19582-)	03-05R01
Lower Feed Stop Bar (SN 19200-31520)	03-06
Lower Feed Stop Bar (SN 31521-)	03-06R01
Feed Table Linkage	03-07
Lower Feed Stop Bar & Linkage - Euro (SN 19200-19581)	03-08
Lower Feed Stop Bar & Linkage - Euro (SN 19582-31520)	03-08R01
Lower Feed Stop Bar & Linkage - Euro (SN 31521-)	03-08R02
Side Bar - Euro	03-09

Discharge Chute - Section 04

Chute Rotation (SN 19200-21470)	04-01
Chute Rotation (SN 21471-)	04-01R01
Deflector - Basic	04-02
Deflector - Deluxe	04-03
Sound Reduction - Basic	04-04
Sound Reduction - Deluxe	04-05

Fenders & Accessories - Section 05

Fenders (SN 19200-20221)	05-01
Fenders (SN 20222-26858)	05-01R01
Fenders (SN 26859-)	05-01R02
Fenders - Euro (SN19200-20221)	05-02
Fenders - Euro (SN 20222-)	05-02R01
Cone Storage Mount (SN 19200-22647)	05-03
Cone Storage Mount (SN 22648-28805)	05-03R01
Cone Storage Mount (SN 28806-)	05-03R02
Marker Whips - Orange	05-04
Marker Whips - Yellow	05-04X01
Flag Mounts	05-05
Propane Fender (SN 19200-25379)	05-06
Propane Fender (SN 25380-)	05-06R01

Tongues/Hitches - Section 06

Tongue	06-01
Tongue - Euro	06-02
Tongue - Aus (SN 19200-21290)	06-03
Tongue - Aus (SN 21291-)	06-03R01
Breakdown - Harness	06-03T01
Tongue - Hydraulic Brake	06-04

Provided for Free by Trenchwell.com
Shop Aftermarket Parts

Table of Contents

BC1000XL (SN 19200-)

Tongue - Hydraulic Brake Aus (SN 19200-21290)	06-05
Tongue - Hydraulic Brake Aus (SN 21291-)	06-05R01
Hitch - Pintle (SN 19200-24493)	06-06
Hitch - Pintle (SN 24494-25539)	06-06R01
Hitch - Pintle (SN 25540-)	06-06R02
Hitch - 2" Ball	06-07
Hitch - 2 5/16" Ball	06-08
Hitch - Pin	06-09
Hitch - 2 5/16" Bulldog	06-10

Engine Enclosures - Section 07

Mount - Cat & Cummins	07-01
Mount - Cat & Cummins - Euro	07-02
Mount - Gas & Deutz	07-03
Engine Enclosure - Gas (SN 19200-27940)	07-04
Engine Enclosure - Gas (SN 27941-28868)	07-04R01
Engine Enclosure - Gas (SN 28869-)	07-04R02
Engine Enclosure - Cat (SN 19200-28868)	07-05
Engine Enclosure - Cat (SN 28869-)	07-05R01
Engine Enclosure - Cummins (SN 19200-28868)	07-06
Engine Enclosure - Cummins (SN 28869- 29154)	07-06R01
Engine Enclosure - Cummins (SN 29155 -)	07-06R02
Engine Enclosure - Deutz (SN 19200-25451)	07-07
Engine Enclosure - Deutz (SN 25452-28868)	07-07R01
Engine Enclosure - Deutz (SN 28869-)	07-07R02
Engine Enclosure Frame - Deutz Euro	07-08

Gas Engine & Accessories - Section 08

Engine & Mounts - Gas (SN 19200-25379)	08-01
Breakdown - Engine Gas (1 of 2) (SN 19200-25379)	08-01T01
Breakdown - Engine Gas (2 of 2) (SN 19200-25379)	08-01T02
Engine & Mounts - Gas (SN 25380-28869)	08-01R01
Breakdown - Engine Gas (1 of 2) (SN 25380-28869)	08-01T01R01
Breakdown - Engine Gas (2 of 2) (SN 25380-28869)	08-01T02R01
Engine & Mounts - Gas (SN 28870-)	08-01R02
Breakdown - Engine Gas (1 of 2) (SN 28870-)	08-01T01R02
Breakdown - Engine Gas (2 of 2) (SN 28870-)	08-01T02R02
GM3.0 Engine & Mounts (SN 19200-25379)	08-01X01
Breakdown- Engine GM (SN 19200-25379)	08-01X01T01
Breakdown- Engine GM (SN 19200-25379)	08-01X01T02
GM3.0 Engine & Mounts (SN 25380-)	08-01X01R01

Provided for Free by Trenchwell.com
Shop Aftermarket Parts

Table of Contents

BC1000XL (SN 19200-)

Breakdown- Engine GM (SN 25380-)	08-01X01T01R01
Breakdown- Engine GM (SN 25380-)	08-01X01T02R01
Engine Accessories - Gas (SN 19200-27759)	08-02
Engine Accessories - Gas (SN 27760-27940)	08-02R01
Engine Accessories - Gas (SN 27941-28868)	08-02R02
Engine Accessories - Gas (SN 28869-29356)	08-02R03
Engine Accessories - Gas (SN 29357-)	08-02R04
GM3.0 Engine Accessories (SN 19200-25379)	08-02X01
GM3.0 Engine Accessories (SN 25380-)	08-02X01R01
Air Cleaner - Gas	08-03
Cooling Package - Gas	08-04
Hoses- Fuel Gas (SN 19200-21721)	08-05
Hoses- Fuel Gas (SN 21722-27940)	08-05R01
Hoses- Fuel Gas (SN 27941-)	08-05R02
Hoses- Propane Fuel Gas (SN 19200-25379)	08-05X01
Hoses- Propane Fuel Gas (SN 25380-)	08-05X01R01
GM Propane Accessories (SN 19200-25379)	08-05X02
GM Propane Accessories (SN 25380-)	08-05X02R01

Cat Engine & Accessories - Section 09

Engine & Mount - Domestic	09-01
Breakdown - Engine Domestic (1 of 2)	09-01T01
Breakdown - Engine Domestic (2 of 2)	09-01T02
Engine & Mount - Euro	09-02
Breakdown - Engine	09-02T01
Engine Accessories (SN 19200-19634)	09-03
Engine Accessories (SN 19635-25208)	09-03R01
Engine Accessories (SN 25209-)	09-03R02
Air Cleaner	09-04
Breakdown - Air Cleaner	09-04T01
Radiator	09-05
Throttle	09-06
Throttle - LHC	09-07

Cummins Engine & Accessories - Section 10

Engine & Mounts - Domestic	10-01
Engine & Mounts - Euro	10-02
Breakdown - Engine Cummins 74HP T4I/StagelIIB (1 of 2)	10-02T01
Breakdown - Engine Cummins 74HP T4I/StagelIIB (2 of 2)	10-02T02
Engine Accessories	10-03
Air Cleaner	10-04

Provided for Free by Trenchwell.com
Shop Aftermarket Parts

Table of Contents

BC1000XL (SN 19200-)

Breakdown - Air Cleaner	10-04T01
Radiator	10-05
Throttle	10-06
Deutz Engines & Accessories - Section 11	
Engine & Mounts - 49HP (SN 19200-21066)	11-01
Engine & Mounts - 49HP (SN 21067-24418)	11-01R01
Breakdown - Engine Deutz 49 HP (1 of 3) (SN 21067-24418)	11-01T01
Breakdown - Engine Deutz 49 HP (2 of 3) (SN 21067-24418)	11-01T02
Breakdown - Engine Deutz 49 HP (3 of 3) (SN 21067-24418)	11-01T03
Engine & Mounts - 49HP (SN 24419-)	11-01R02
Breakdown - Engine Deutz 49 HP (1 of 3) (SN 24419-)	11-01T01R01
Breakdown - Engine Deutz 49 HP (2 of 3) (SN 24419-)	11-01T02R01
Breakdown - Engine Deutz 49 HP (3 of 3) (SN 24419-)	11-01T03R01
Engine & Mounts - 74HP (SN 19200-21053)	11-02
Engine & Mounts - 74HP (SN 21054-24418)	11-02R01
Breakdown - Engine Deutz 1 of 3 (SN 21054-24418)	11-02T01
Breakdown - Engine Deutz 2 of 3 (SN 21054-24418)	11-02T02
Breakdown - Engine Deutz 3 of 3 (SN 21054-24418)	11-02T03
Engine & Mounts - 74HP (SN 24419-)	11-02R02
Breakdown - Engine Deutz 1 of 3 (SN 24419-)	11-02T01R01
Breakdown - Engine Deutz 1 of 3 (SN 24419-)	11-02T02R01
Breakdown - Engine Deutz 3 of 3 (SN 24419-)	11-02T03R01
Engine & Mounts - 74HP Stage V	11-02X01
Engine Accessories - 49HP (SN 19200-22895)	11-03
Engine Accessories - 49HP (SN 22896-23885)	11-03R01
Engine Accessories - 49HP (SN 23886-25451)	11-03R02
Engine Accessories - 49HP (SN 25452-29353)	11-03R03
Engine Accessories - 49HP (SN 29354-)	11-03R04
Engine Accessories - 74HP (SN 19200-25451)	11-04
Engine Accessories - 74HP (SN 25452- 29353)	11-04R01
Engine Accessories - 74HP (SN 29354-)	11-04R02
Air Cleaner	11-05
Radiator - 49HP	11-06
Radiator - 74HP	11-07
Breakdown - Cooling Package	11-07T01
Drives - Section 12	
Drum - 3.0L, Cat, & Cummins	12-01
Drum - Deutz	12-02
Drum Knives(SN 19200-30422)	12-03

Provided for Free by Trenchwell.com
Shop Aftermarket Parts

Table of Contents

BC1000XL (SN 19200-)

Drum Sub-Assembly BC1000XL(SN 30423-)	12-03R01
Feed Roller (SN 19200-22951)	12-04
Breakdown - Hydraulic Motor (SN 19200-22951)	12-04T01
Feed Roller (SN 22952-27391)	12-04R01
Feed Roller (SN 27392-)	12-04R02
Breakdown- Feed Roller Motor	12-04T01R01
Drive Shaft - Gas	12-05
Drive Shaft - Cat	12-06
Drive Shaft - Cummins	12-07
Breakdown - Drive Shaft	12-07T01
Drive Shaft - Deutz	12-08
Breakdown- Drive Shaft	12-08T01
Clutch Arm	12-09
Clutch Linkage - RH Controls GM & Deutz (SN 19200-28501)	12-10
Clutch Linkage - RH Controls GM & Deutz (SN 28502-)	12-10R01
Clutch Linkage - RH Controls Cat & Cummins (SN 19200-28501)	12-11
Clutch Linkage - RH Controls Cat & Cummins (SN 28502-)	12-11R01
Clutch Linkage - LH Controls Cat & Cummins (SN 19200-28501)	12-12
Clutch Linkage - LH Controls Cat & Cummins (SN 28502-)	12-12R01
Clutch Linkage - LH Controls GM & Deutz (SN 19200-28501)	12-12X01
Clutch Linkage - LH Controls GM & Deutz (SN 28502-)	12-12X01R01
Clutch & Handle - LH Controls (SN 19200-28501)	12-12X02
Clutch & Handle - LH Controls (SN 28502-)	12-12X02R01
Belt Guard - Gas, Cat, & Cummins	12-13
Belt Guard - Deutz	12-14
Hydraulics - Section 13	
Hoses - Gas	13-01
Hose Location Diagram - Cat	13-02
Hose Location Diagram - Cummins	13-03
Hose Location Diagram - Deutz	13-04
Hydraulic Tank - Gas, Cat, & Cummins (SN 19200-21717)	13-05
Hydraulic Tank - Gas, Cat & Cummins (SN 21718-22103)	13-05R01
Hydraulic Tank - Gas, Cat, & Cummins (SN 22104-27195)	13-05R02
Hydraulic Tank - Gas, Cat, & Cummins (SN 27196-)	13-05R03
Breakdown- Hydraulic Tank	13-05T01
Hydraulic Tank - Deutz	13-06
Breakdown - Manifold	13-06T01
Breakdown- Hydraulic Tank	13-06T02
Hydraulic Pump - Gas	13-07
Hydraulic Pump - Cat	13-08

Provided for Free by Trenchwell.com
Shop Aftermarket Parts

Table of Contents

BC1000XL (SN 19200-)

Breakdown- Pump	13-08T01
Hydraulic Pump - Cummins	13-09
Breakdown- Pump Cummins	13-09T01
Hydraulic Pump - Deutz	13-10
Electrical - Section 14	
Control Panel - Deluxe Gas (SN 19200-22881)	14-01
Control Panel - Deluxe Gas (SN 22882-28849)	14-01R01
Control Panel - Deluxe Gas (SN 28850-)	14-01R02
Control Panel - Deluxe GM T4F (SN 19200-22881)	14-01X01
Control Panel - Deluxe GM T4F (SN 22882-25379)	14-01X01R01
Control Panel - Deluxe GM T4F (SN 25380-)	14-01X01R02
Control Panel- Basic Gas	14-01X02
Control Panel - Basic - Cat (SN 19200-22881)	14-02
Control Panel - Basic - Cat (SN 22882-)	14-02R01
Control Panel - Basic - Cummins (SN 19200-22881)	14-03
Control Panel - Basic - Cummins (SN 22882-)	14-03R01
Control Panel - Deluxe - Cummins (SN 19200-22881)	14-04
Control Panel - Deluxe - Cummins (SN 22882-)	14-04R01
Control Panel - 2.9L T4 Deluxe - Deutz (SN 19200-22881)	14-05
Control Panel - 2.9L T4 Deluxe - Deutz (SN 22882-28849)	14-05R01
Control Panel - 2.9L T4 Deluxe - Deutz (SN 28850-)	14-05R02
Control Panel - 2.9L T4 Standard Deutz	14-05X01
Vandal Cover (SN 19200-22881)	14-06
Vandal Cover (SN 22882-)	14-06R01
Electrical Components - Gas (SN 19200-20821)	14-07
Electrical Components - Gas (SN 20822-22305)	14-07R01
Electrical Components - Gas (SN 22306-28219)	14-07R02
Electrical Components - Gas (SN 28220-)	14-07R03
Electrical Components - Cat (SN 19200-20881)	14-08
Electrical Components - Cat (SN 20822-28219)	14-08R01
Electrical Components - Cat (SN 28220-)	14-08R02
Electrical Components - Cummins (SN 19200-20821)	14-09
Electrical Components - Cummins (SN 20822-21030)	14-09R01
Electrical Components - Cummins(SN 21031-22102)	14-09R02
Electrical Components - Cummins (SN 22103-28219)	14-09R03
Electrical Components - Cummins (SN 28220-)	14-09R04
Electrical Components - Deutz 49HP (SN 19200-20821)	14-10
Electrical Components - Deutz 49HP (SN 20822-24418)	14-10R01
Electrical Components - Deutz 49HP (SN 24419-28219)	14-10R02
Electrical Components - Deutz 49HP (SN 28220-)	14-10R03

Provided for Free by Trenchwell.com
Shop Aftermarket Parts

Electrical Components - Deutz 74HP (SN 19200-20821)	14-11
Electrical Components - Deutz 74HP (SN 20822-24418)	14-11R01
Electrical Components - Deutz 74HP (SN 24419-28219)	14-11R02
Electrical Components - Deutz 74HP (SN 28220-)	14-11R03
Harness- Deutz T4F	14-11X01
LED Lights (SN 19200-19848)	14-12
LED Lights (SN 19849-20551)	14-12R01
LED Lights (SN 20552-20821)	14-12R02
LED Lights (SN 20822-22324)	14-12R03
LED Lights (SN 22325-22920)	14-12R04
LED Lights (SN 22921-)	14-12R05
LED Lights - Aus (SN 19200-19848)	14-13
LED Lights - Aus (SN 19849-)	14-13R01
LED Lights - Aus (SN 20552-21290)	14-13R02
LED Lights- Aus (SN 29291-22324)	14-13R03
LED Lights - Aus (SN 22325-)	14-13R04
LED Lights - Aus (SN 25371-)	14-13X01
LED Lights - Right Hand Controls Euro (SN 19200-20821)	14-14
LED Lights - Right Hand Controls Euro (SN 20822-22324)	14-14R01
LED Lights - Right Hand Controls Euro (SN 22325-)	14-14R02
LED Lights Left Hand Controls Euro (SN 19200-19848)	14-15
LED Lights Left Hand Controls Euro (SN 19849-20821)	14-15R01
LED Lights Left Hand Controls Euro (SN 20822-22324)	14-15R02
LED Lights Left Hand Controls Euro (SN 22325-29353)	14-15R03
LED Lights Left Hand Controls Euro (SN 29354-)	14-15R04
Battery - Gas	14-16
Battery - Cat	14-17
Battery - Cummins	14-18
Battery - Deutz (SN 19200-25580)	14-19
Battery - Deutz (SN 25581-)	14-19R01
Telematics Hardware	14-20
 Resource Library & Decals - Section 15	
Resource Library (SN 19200-24011)	15-01
Resource Library (SN 24012-25143)	15-01R01
Resource Library (SN 25144-)	15-01R02
Resource Library - PAL DVD (SN 19200-24011)	15-02
Resource Library - PAL DVD (SN 24012-25143)	15-02R01
Resource Library - PAL DVD (SN 25144-)	15-02R02
Decal - Service Parts Gas	15-03
Decals - GM (SN 19200-25379)	15-03X01


Provided for Free by Trenchwell.com
Shop Aftermarket Parts

Table of Contents

BC1000XL (SN 19200-)

Decals - GM (SN 25380-)	15-03X01R01
Decals - Cat	15-04
Decals - Cummins (SN 19200-19505)	15-05
Decals - Cummins (SN 19506-)	15-05R01
Decal - Service Parts Deutz	15-06
Decals - Right Side (SN 19200-31829)	15-07
Decals - Right Side (SN 31830-)	15-07R01
Decals- Right Side Continued	15-08
Decals - Left Side (SN 19200-31829)	15-09
Decals - Left Side (SN 31830-)	15-09R01
Decals - Left Side Continued	15-10
Decals - Top (SN 19200-22626)	15-11
Decals - Top (SN 22627-)	15-11R01
Decals - Top Gas (SN 19200-22626)	15-12
Decals - Top Gas (SN 22627-)	15-12R01
Decals - Front	15-13
Decals - Back	15-14
Decal - Smartfeed Ecoidle (Figure Removed)	15-14X01
Decals - Back Deutz	15-15
International Decals - Right (SN 19200-31829)	15-16
International Decals - Right (SN 31830-)	15-16R01
International Decals - Left	15-17
International Decals - Top	15-18
International Decals - Front	15-19
International Decals - Back	15-20
International Decals - Back Tier 4 Final/Stage IIIB	15-20X01
International Decals - No Text	15-21
CE Package	15-22

Visual Table of Contents



Provided for Free by TroyChowell.com
Shop Aftermarket Parts

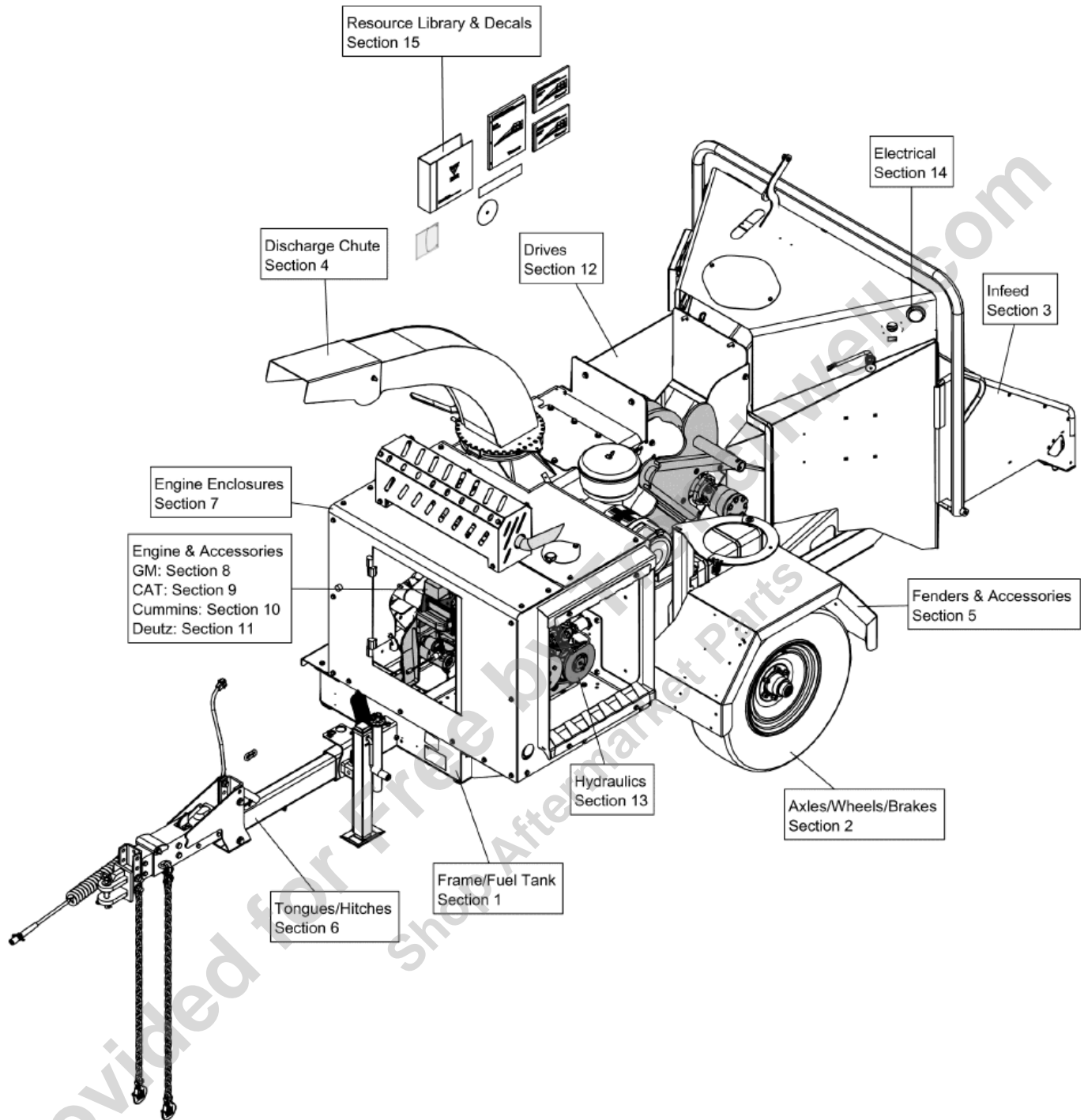
Visual Table of Contents

Overview	Fig 00-00
Frame/Fuel Tank	Fig 00-01
Axles/Wheels/Brakes	Fig 00-02
Infeed	Fig 00-03
Discharge Chute	Fig 00-04
Fenders & Accessories	Fig 00-05
Tongues/Hitches	Fig 00-06
Engine Enclosures	Fig 00-07
GM Engine & Accessories	Fig 00-08
Cat Engine & Accessories	Fig 00-09
Cummins Engine & Accessories	Fig 00-10
Deutz Engines & Accessories	Fig 00-11
Drives	Fig 00-12
Hydraulics	Fig 00-13
Electrical	Fig 00-14
Resource Library & Decals	Fig 00-15

Provided for Free by Trenchwell.com
Shop Aftermarket Parts

Overview

Fig 00-00



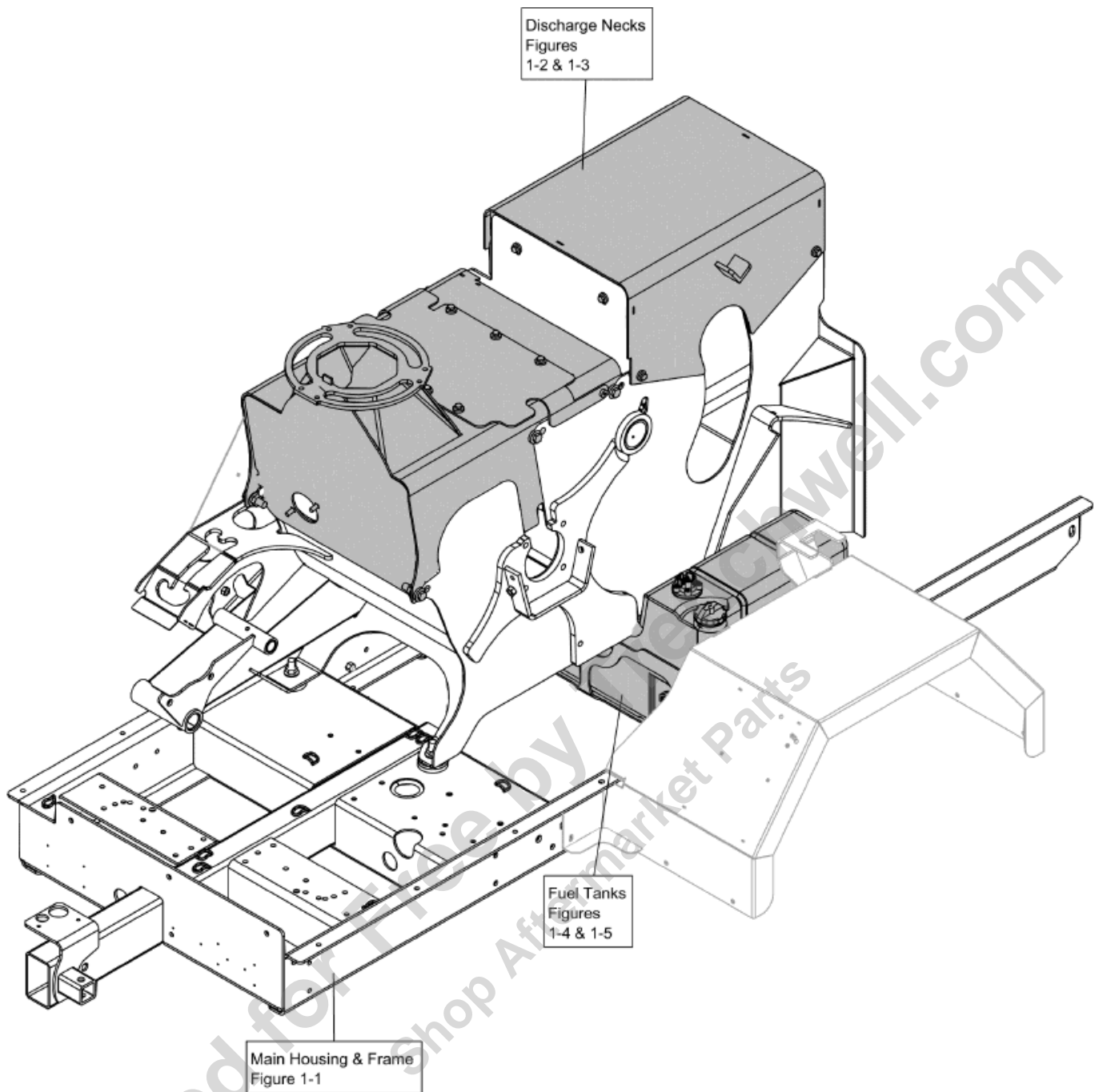
Overview

Fig 00-00

Provided for Free by Trenchwell.com
Shop Aftermarket Parts

Frame/Fuel Tank

Fig 00-01



See individual figures for breakdowns and serial number breaks

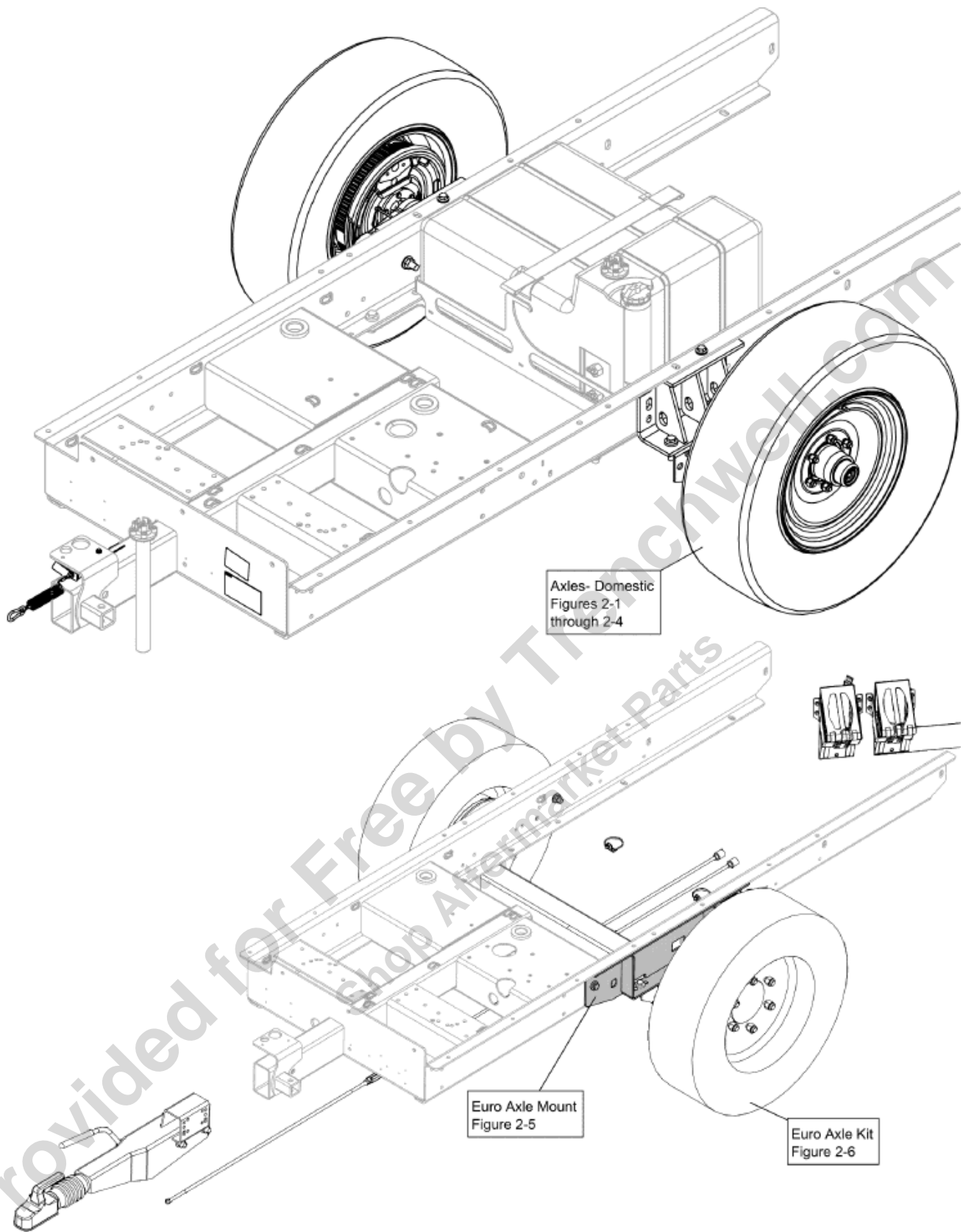
Frame/Fuel Tank

Fig 00-01

Provided for Free by Trenchwell.com
Shop Aftermarket Parts

Axles/Wheels/Brakes

Fig 00-02



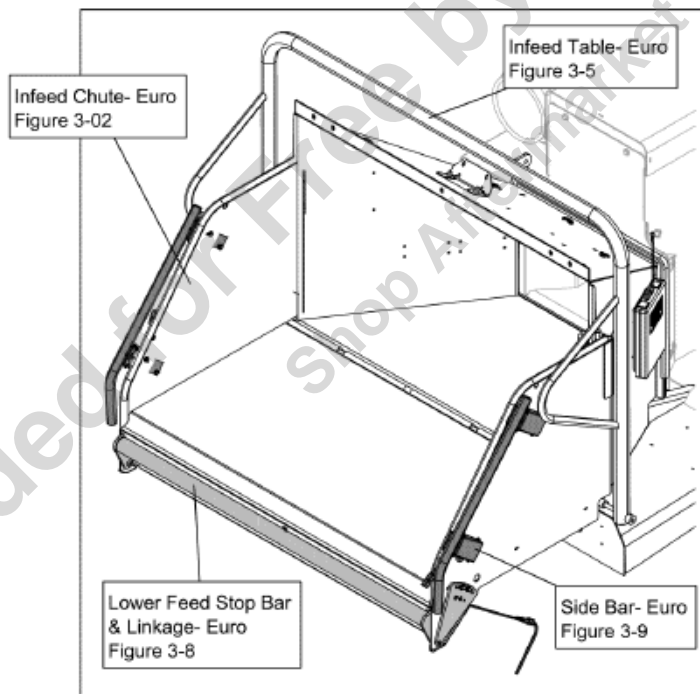
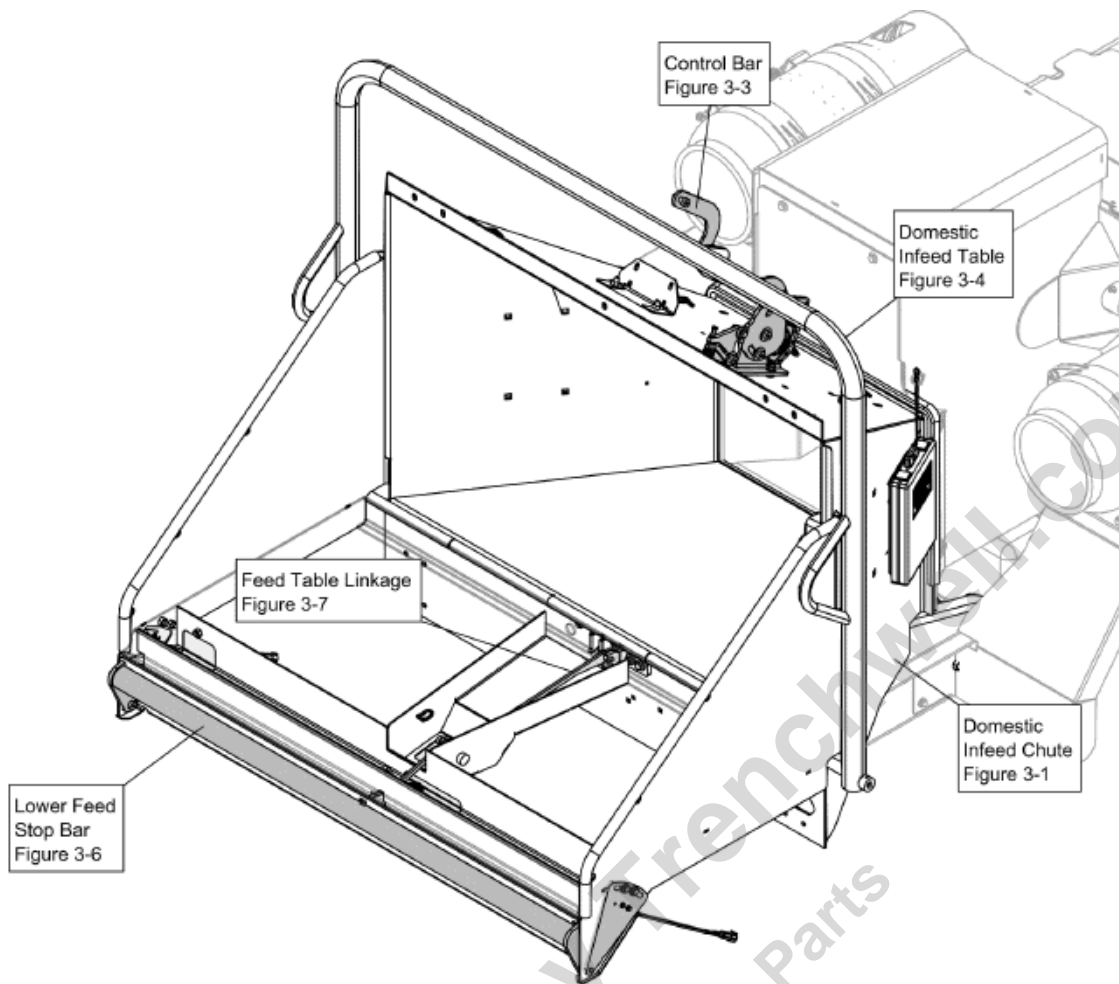
See individual figures for breakdowns and serial number breaks

Axles/Wheels/Brakes

Fig 00-02

Provided for Free by Trenchwell.com
Shop Aftermarket Parts

Infeed
Fig 00-03



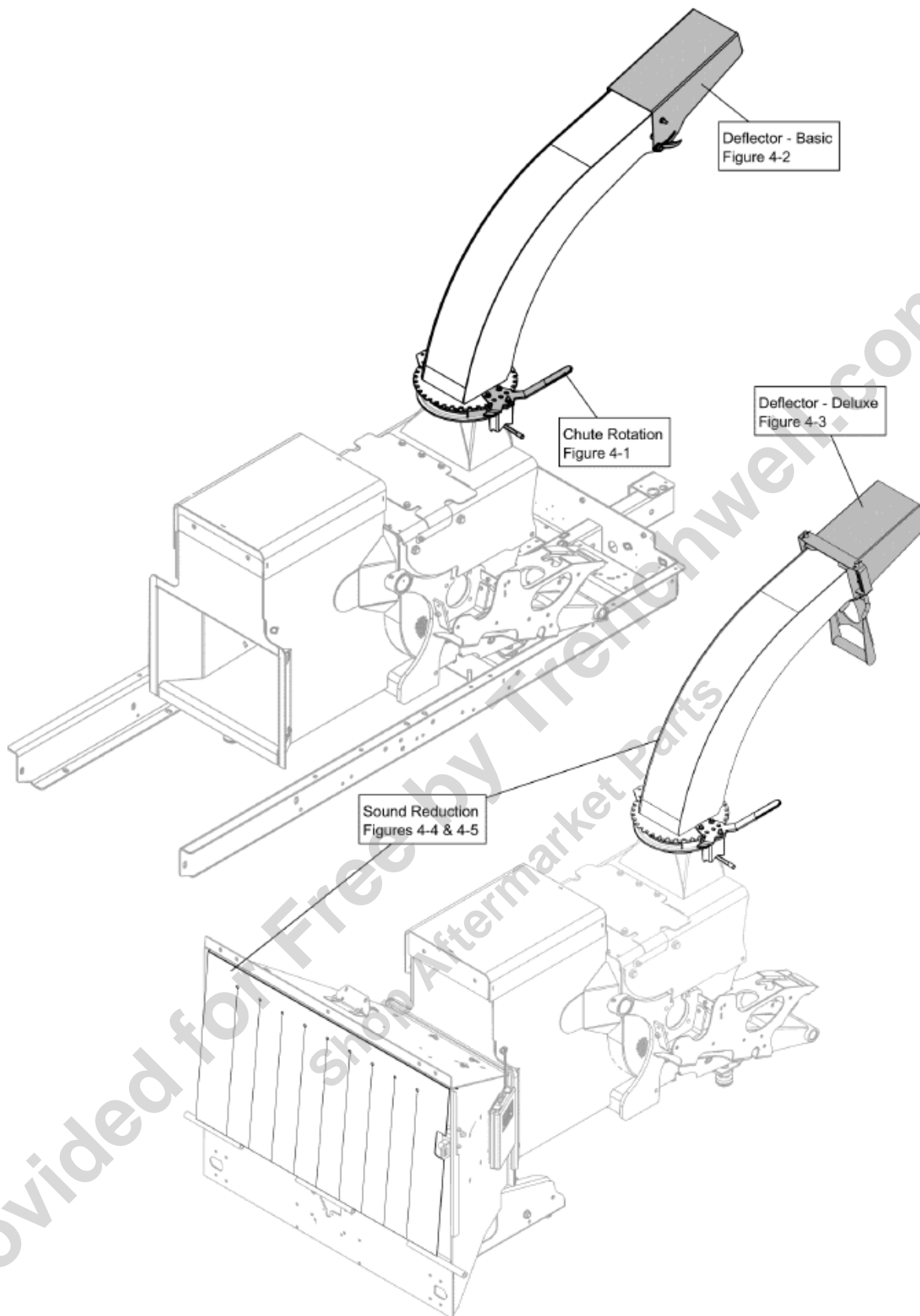
See individual figures for breakdowns and serial number breaks

Infeed
Fig 00-03

Provided for Free by Trenchwell.com
Shop Aftermarket Parts

Discharge Chute

Fig 00-04



See individual figures for breakdowns and serial number breaks

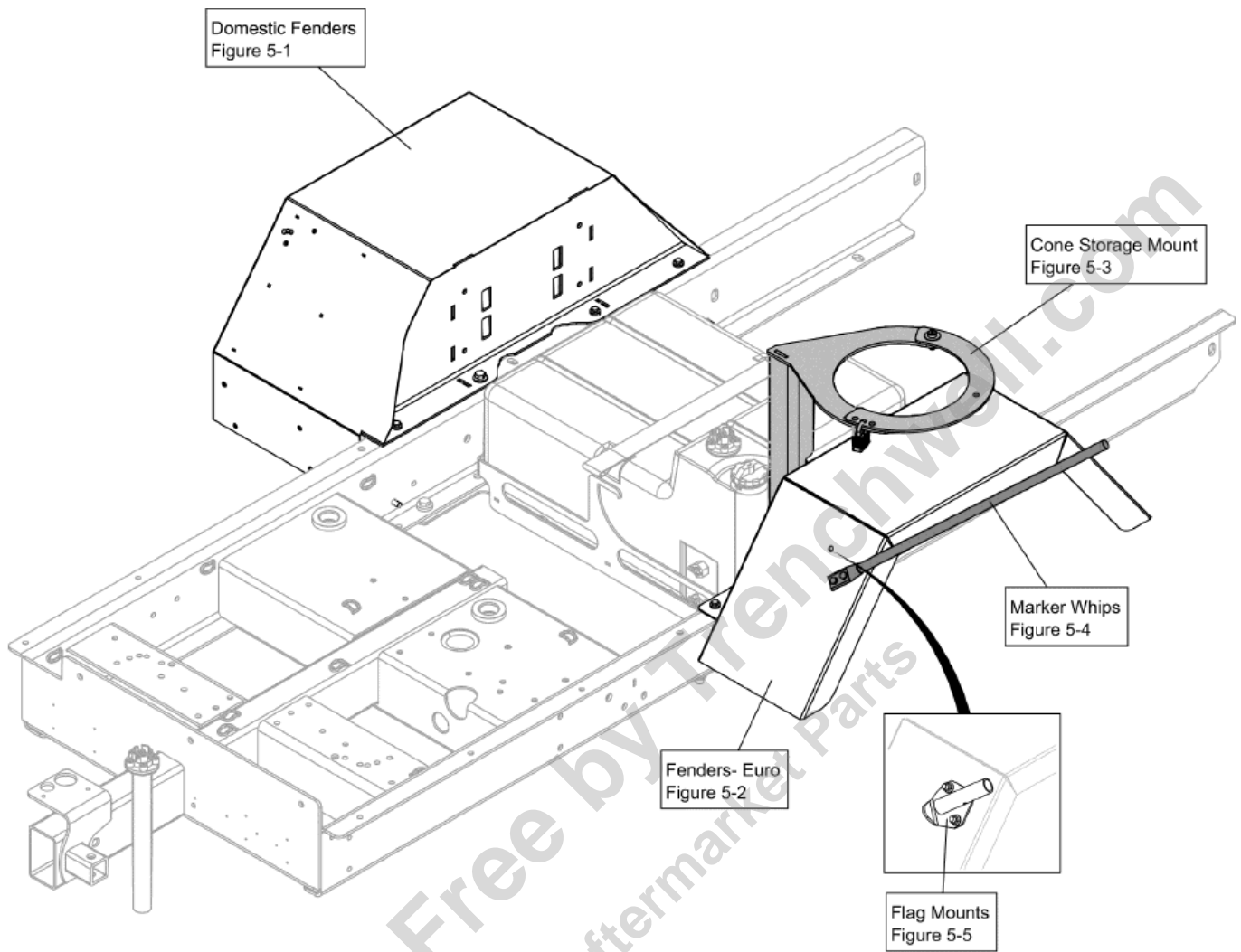
Discharge Chute

Fig 00-04

Provided for Free by Trenchwell.com
Shop Aftermarket Parts

Fenders & Accessories

Fig 00-05



See individual figures for breakdowns and serial number breaks

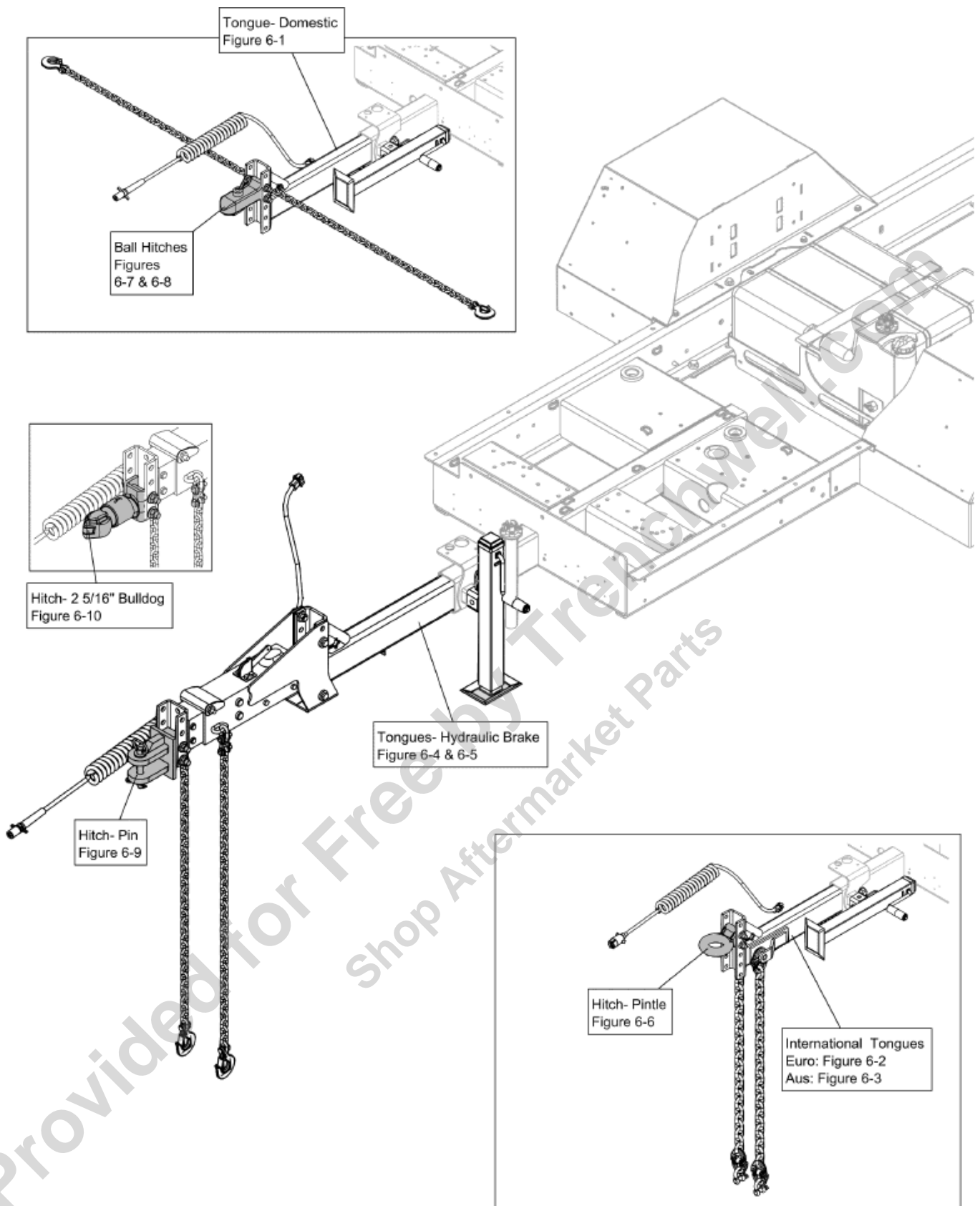
Fenders & Accessories

Fig 00-05

Provided for Free by Trenchwell.com
Shop Aftermarket Parts

Tongues/Hitches

Fig 00-06



See individual figures for breakdowns and serial number breaks

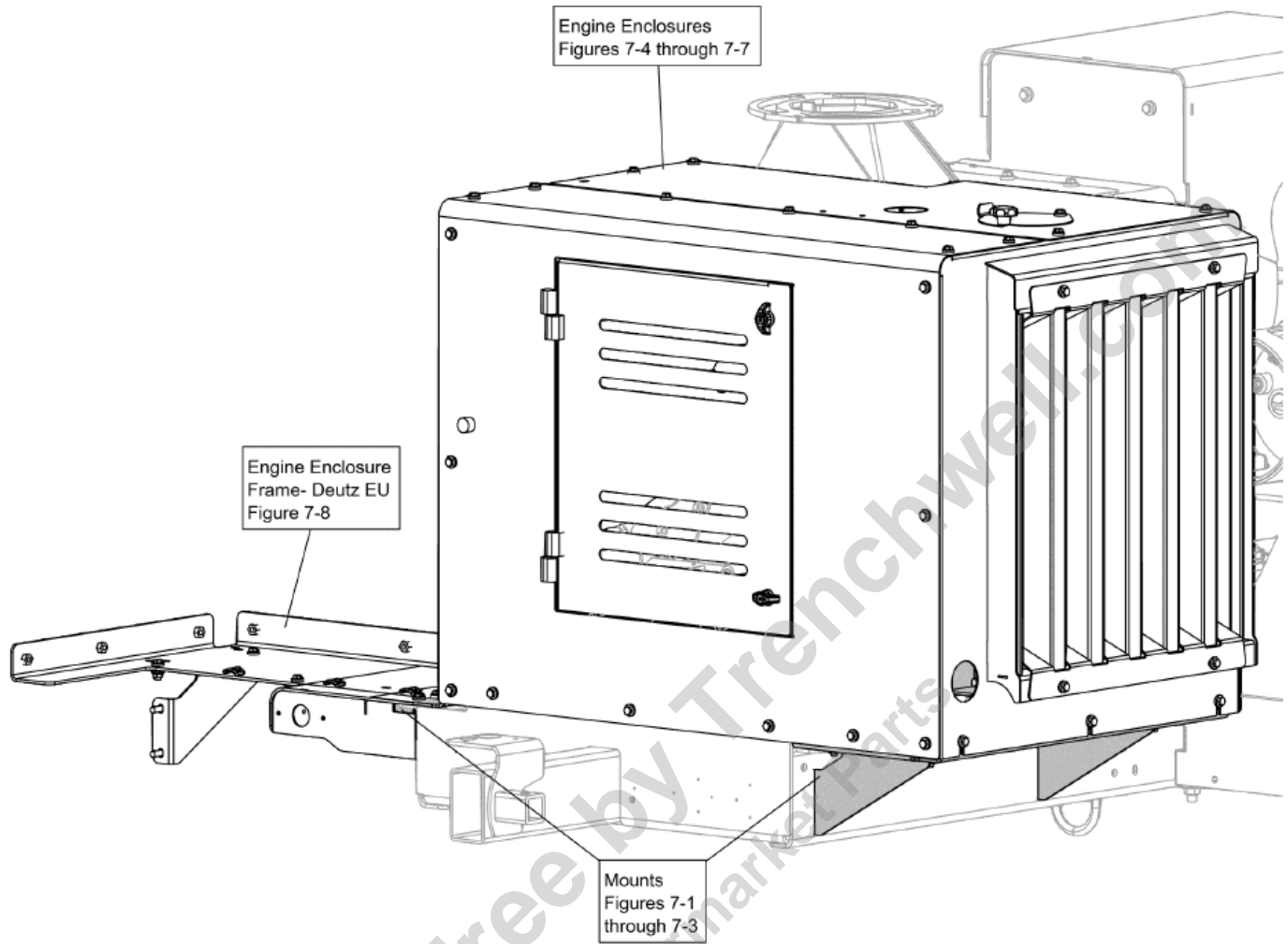
Tongues/Hitches

Fig 00-06

Provided for Free by Trenchwell.com
Shop Aftermarket Parts

Engine Enclosures

Fig 00-07



See individual figures for breakdowns and serial number breaks

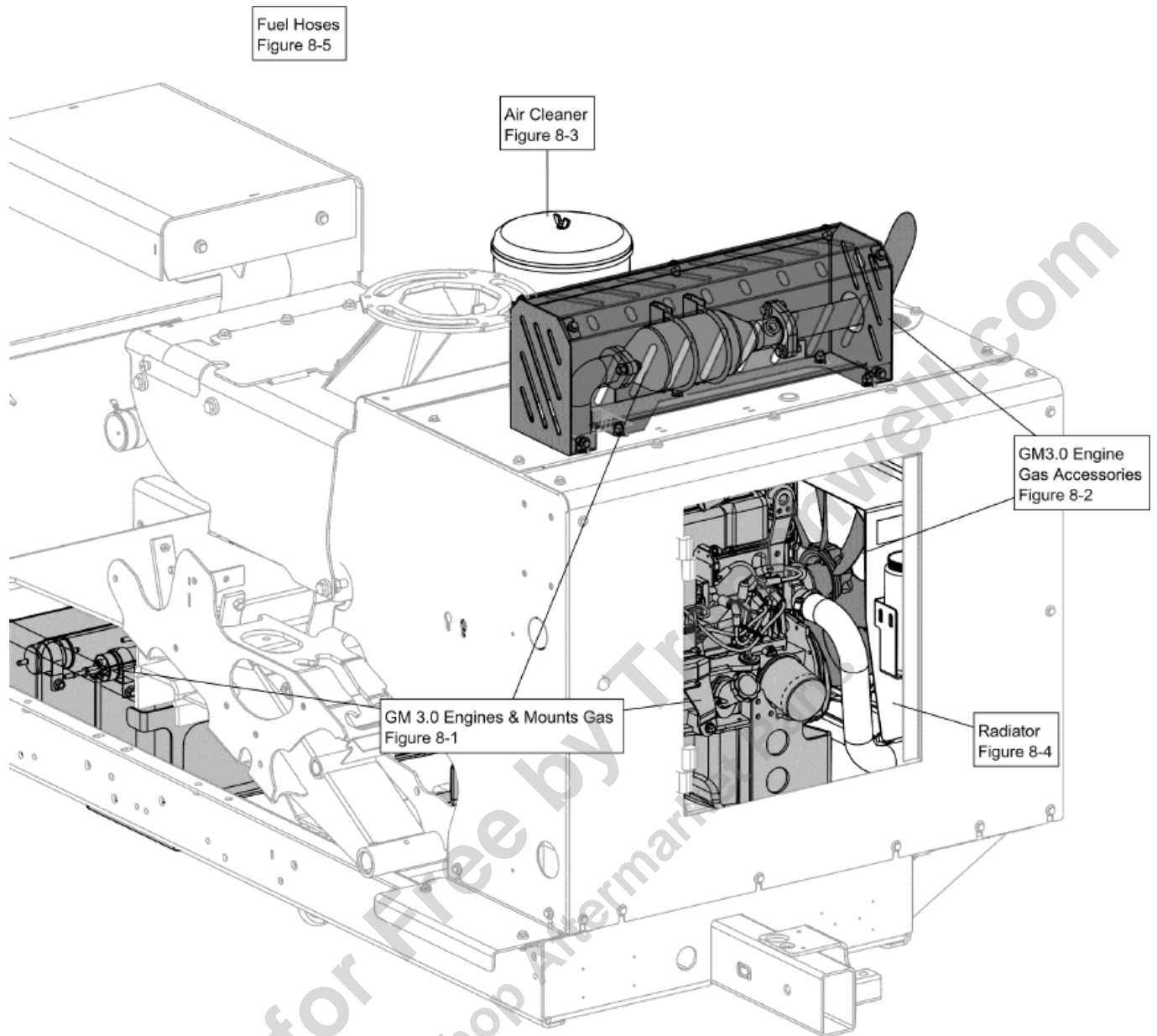
Engine Enclosures

Fig 00-07

Provided for Free by Trenchwell.com
Shop Aftermarket Parts

GM Engine & Accessories

Fig 00-08



See individual figures for breakdowns and serial number breaks

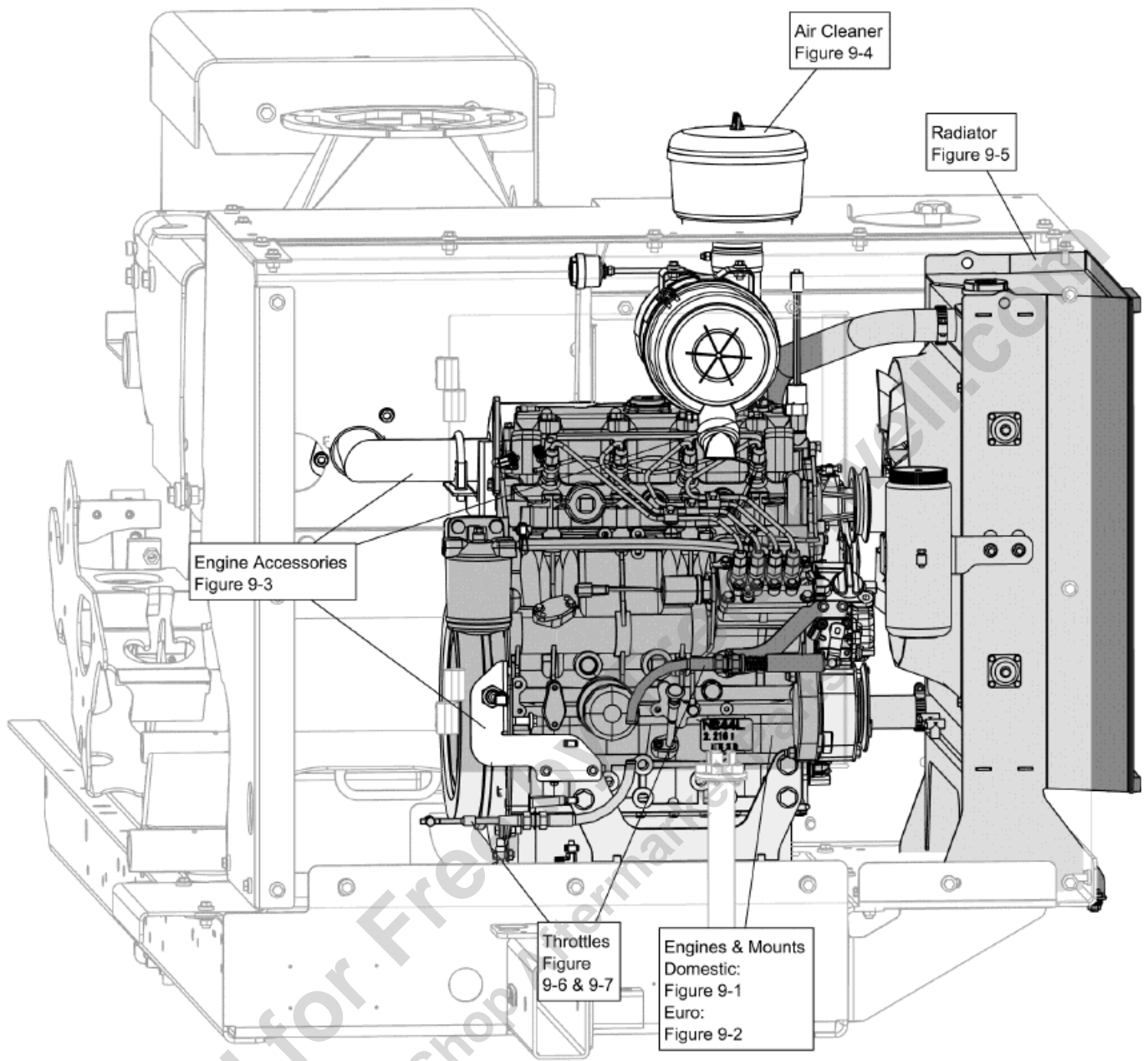
GM Engine & Accessories

Fig 00-08

Provided for Free by Trenchwell.com
Shop Aftermarket Parts

Cat Engine & Accessories

Fig 00-09



See individual figures for breakdowns and serial number breaks

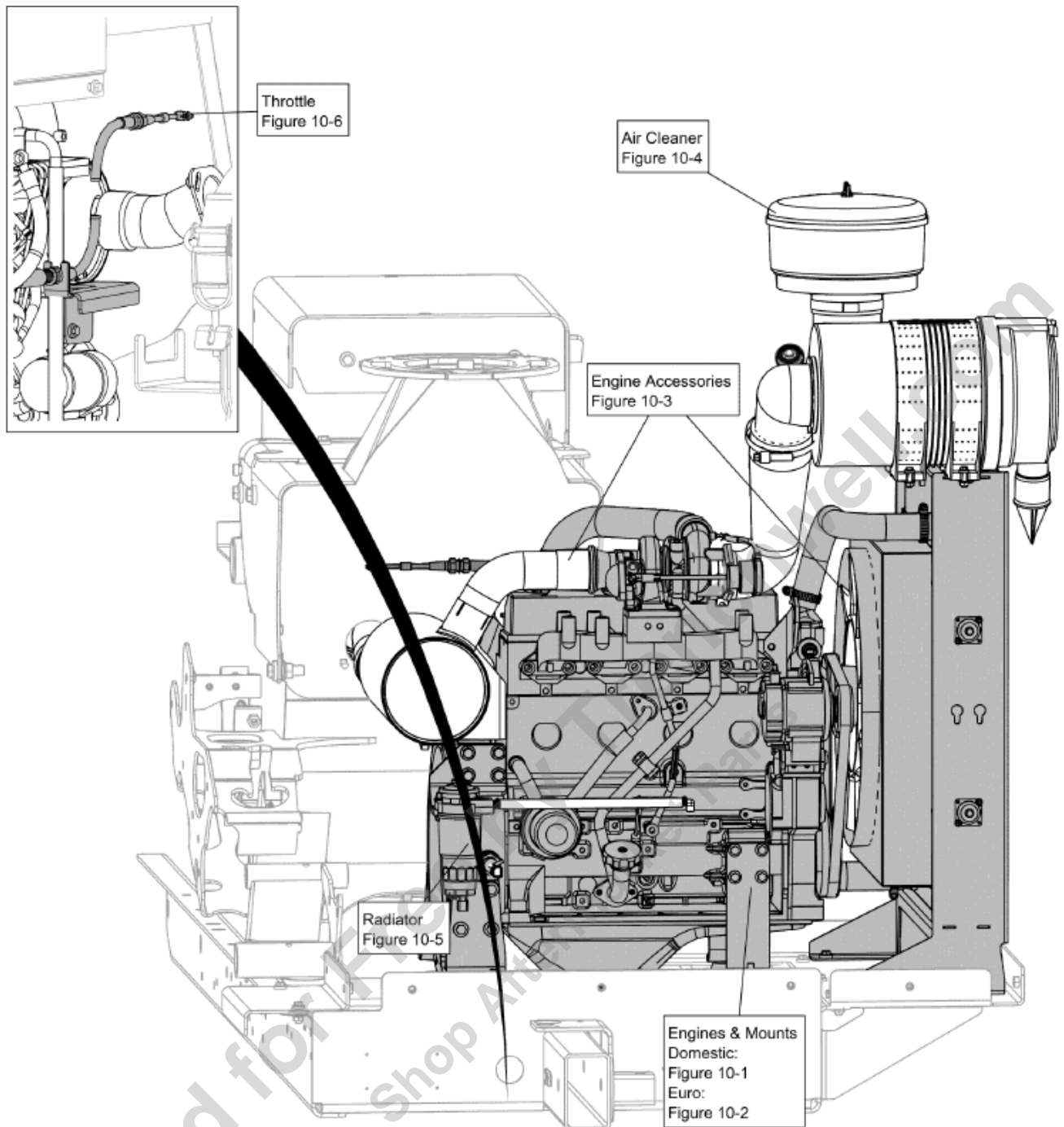
Cat Engine & Accessories

Fig 00-09

Provided for Free by Trenchwell.com
Shop Aftermarket Parts

Cummins Engine & Accessories

Fig 00-10



See individual figures for breakdowns and serial number breaks

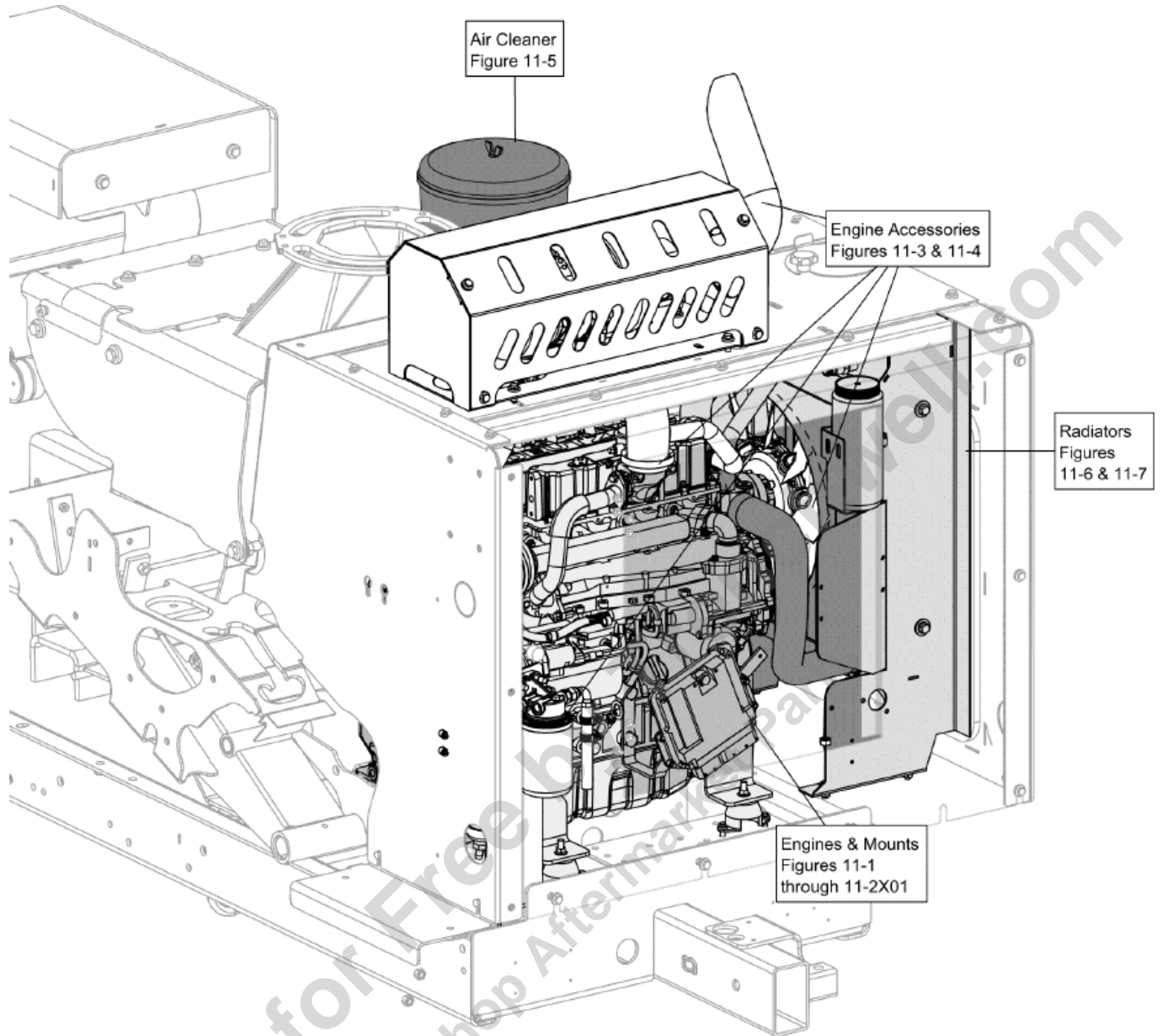
Cummins Engine & Accessories

Fig 00-10

Provided for Free by Trenchwell.com
Shop Aftermarket Parts

Deutz Engines & Accessories

Fig 00-11



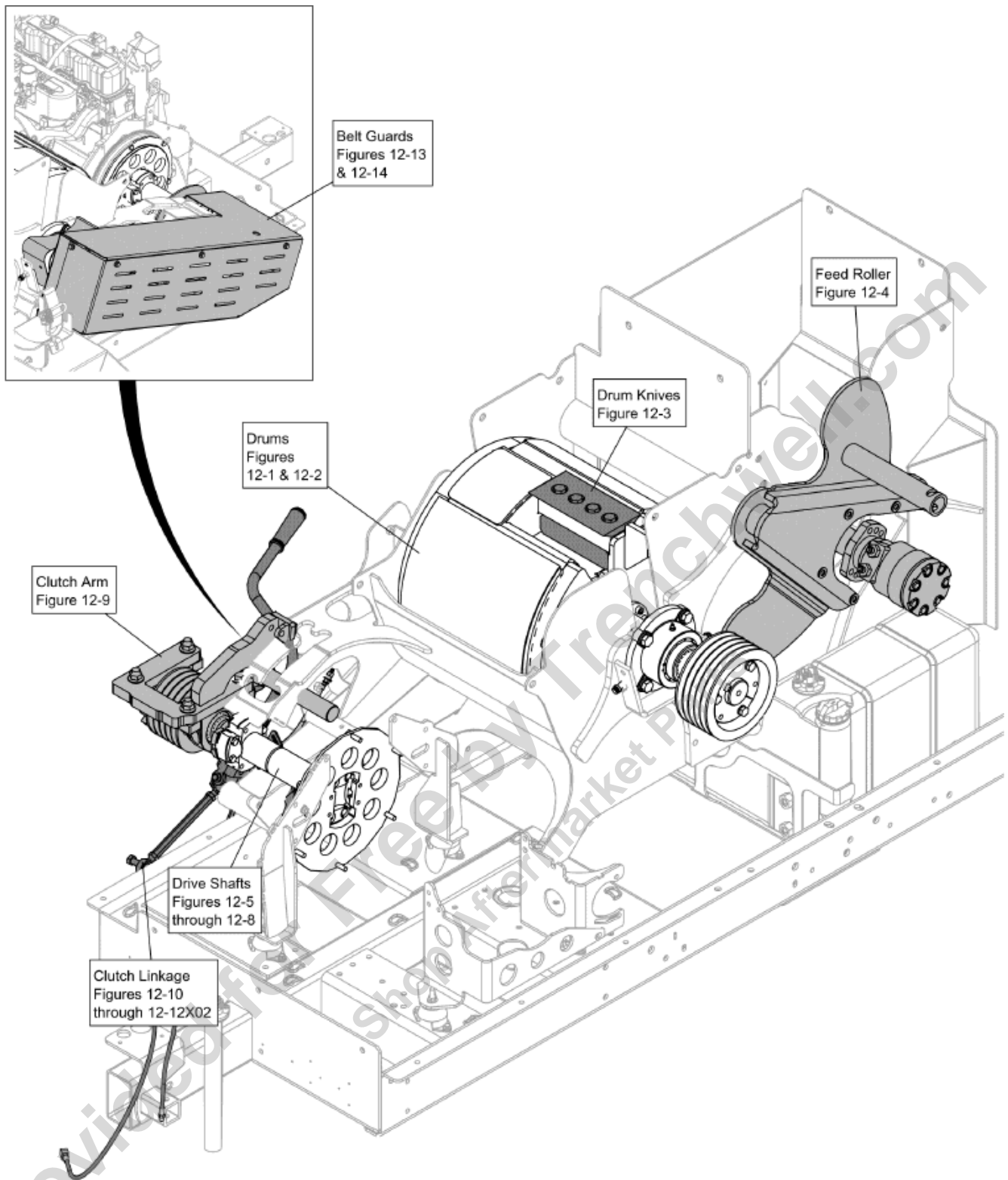
See individual figures for breakdowns and serial number breaks

Deutz Engines & Accessories

Fig 00-11

Provided for Free by Trenchwell.com
Shop Aftermarket Parts

Drives Fig 00-12



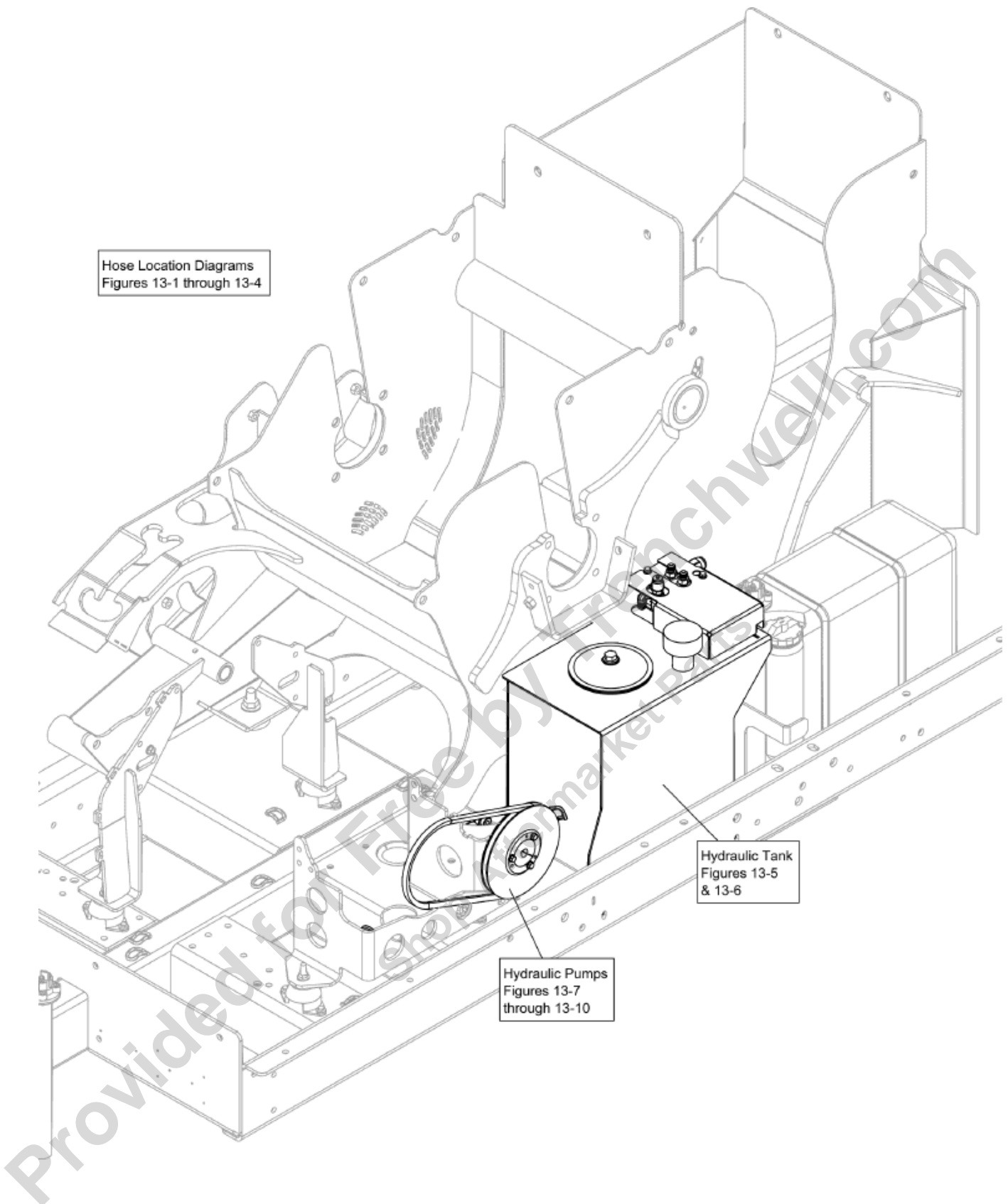
See individual figures for breakdowns and serial number breaks

Drives
Fig 00-12

Provided for Free by Trenchwell.com
Shop Aftermarket Parts

Hydraulics

Fig 00-13



See individual figures for breakdowns and serial number breaks

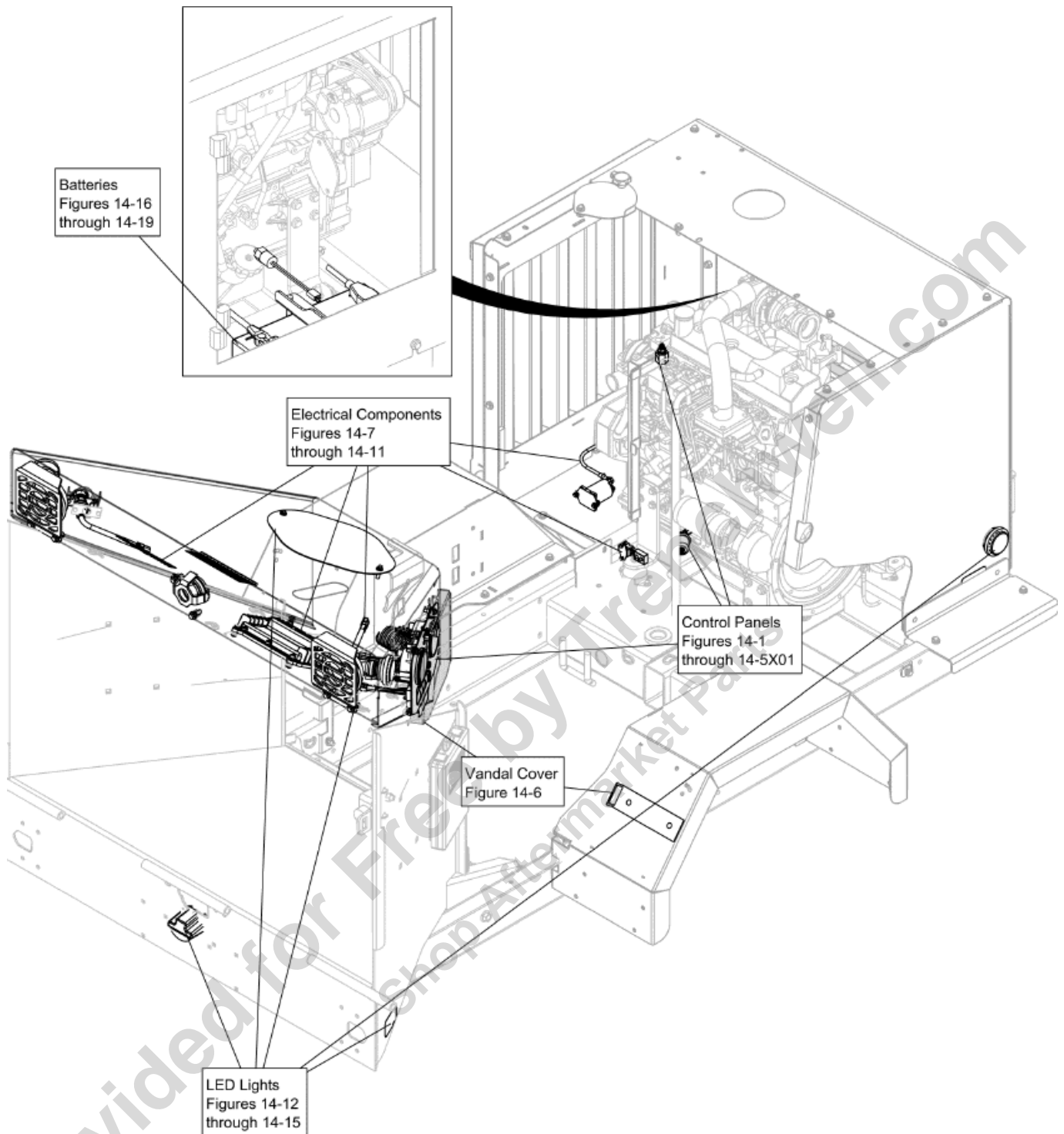
Hydraulics

Fig 00-13

Provided for Free by Trenchwell.com
Shop Aftermarket Parts

Electrical

Fig 00-14




See individual figures for breakdowns and serial number breaks

Electrical
Fig 00-14

Provided for Free by Trenchwell.com
Shop Aftermarket Parts

Resource Library & Decals

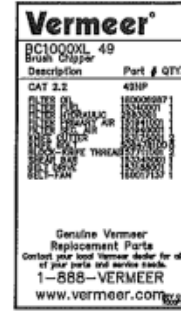
Fig 00-15




Resource Library
Figures 15-1 & 15-2



Decal- GM
Figures 15-3
& 15-3X01



Decals- CAT
Figure 15-4



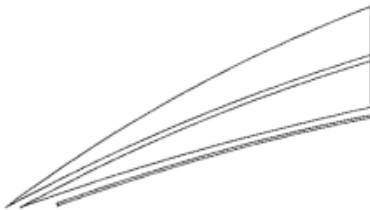
Decals- Cummins
Figure 15-5




Decals- Deutz
Figures
15-6 & 15-15



Decals- Right Side
Domestic
Figures 15-7 & 15-8
International
Figure 15-16



Decals- Left Side
Domestic
Figures 15-9 & 15-10
International
Figure 15-17




Decals- Top
Domestic
Figures 15-11 & 15-12
International
Figure 15-18



Decals- Front
Domestic
Figure 15-13
International
Figure 15-19



Decals- Back
Domestic
Figure 15-14
International
Figures 15-20 & 15-20X01



Decals- No Text
Figure 15-21



CE Package
Figure 15-22


See individual figures for breakdowns and serial number breaks

Resource Library & Decals

Fig 00-15

Provided for Free by Trenchwell.com
Shop Aftermarket Parts

Frame/Fuel Tank



Provided for Free by TroyChewell.com
Shop Aftermarket Parts

Frame/Fuel Tank

Main Housing & Frame (SN 19200-26858)	Fig	01-01
Main Housing & Frame (SN 26859-)	Fig	01-01R01
Discharge Neck - Cat & Cummins (SN 19200-32311)	Fig	01-02
Discharge Neck - Cat & Cummins (SN 32312-)	Fig	01-02R01
Discharge Neck - Gas & Deutz (SN 19200-32311)	Fig	01-03
Discharge Neck - Gas & Deutz (SN 32312-)	Fig	01-03R01
Fuel Tank - Diesel (SN 19200-)	Fig	01-04
Fuel Tank - Gas (SN 19200-25226)	Fig	01-05
Fuel Tank - Gas (SN 25227-27195)	Fig	01-05R01
Fuel Tank - Gas (SN 27196-)	Fig	01-05R02
GM Propane Tanks (SN 19200-25379)	Fig	01-05X01
GM Propane Tanks (SN 25380-)	Fig	01-05X01R01

Provided for Free by Trenchwell.com
Shop Aftermarket Parts

Main Housing & Frame (SN 19200-26858)

Fig 01-01

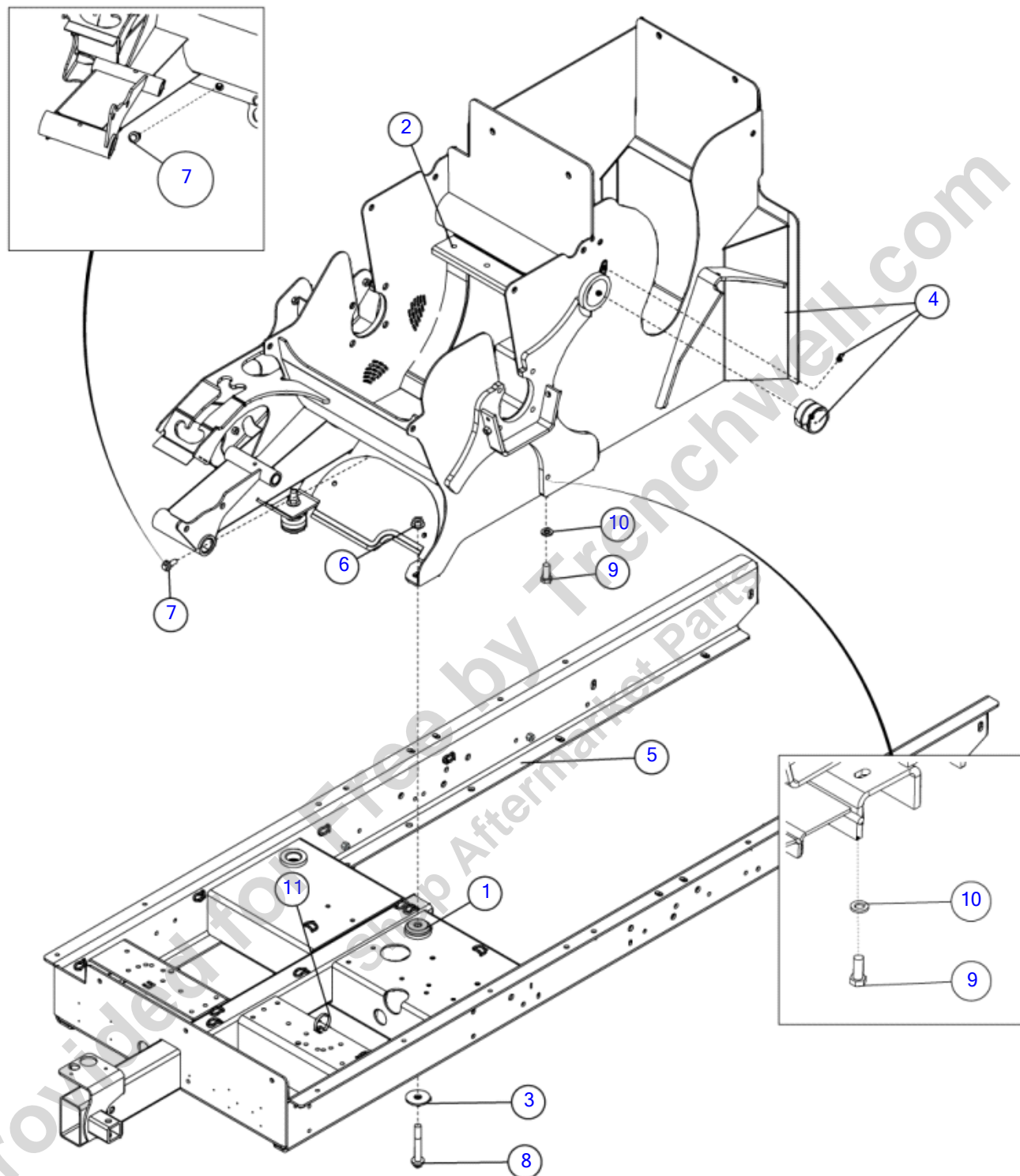


Illustration No: 163672086 - Not For Ordering

Main Housing & Frame (SN 19200-26858)

Fig 01-01

REF NO.	PART NO.	DESCRIPTION	QTY.	REMARKS
1	143679001	MOUNT - ISOLATOR	3	
2	153345001	SHEAR BAR	1	
3	155945001	WASHER - SNUB - .75-.81 X 2.50 - .19	3	
4	163709790	WELDMENT CUTTER BOX HOUSING BC1000	1	
5	180032256	FRAME - BC1000 WELDMENT	1	
6	507085016	NUT-HEXFLNG LOCK, M16-2.00,10.9,D6927	3	
7	507613030	SCREW-HFS,M12-1.75X30,10.9,ANSI,B18.2.3.9M,PT	4	
8	507614110	SCREW-HFS,M16-2.00X110,10.9,ANSI,B18.2.3.9M,PT	3	
9	508478040	SCREW-HCS,M16-2.00X40,10.9,ISO4017,FT	4	
10	508486016	WASHER - FLAT, HARDENED, M16, DIN6916	4	
11	58151001	STRAP-CABLE TIE-T120R-0 15"	1	

Provided for Free by Trenchwell.com
Shop Aftermarket Parts

Main Housing & Frame (SN 26859-)

Fig 01-01R01

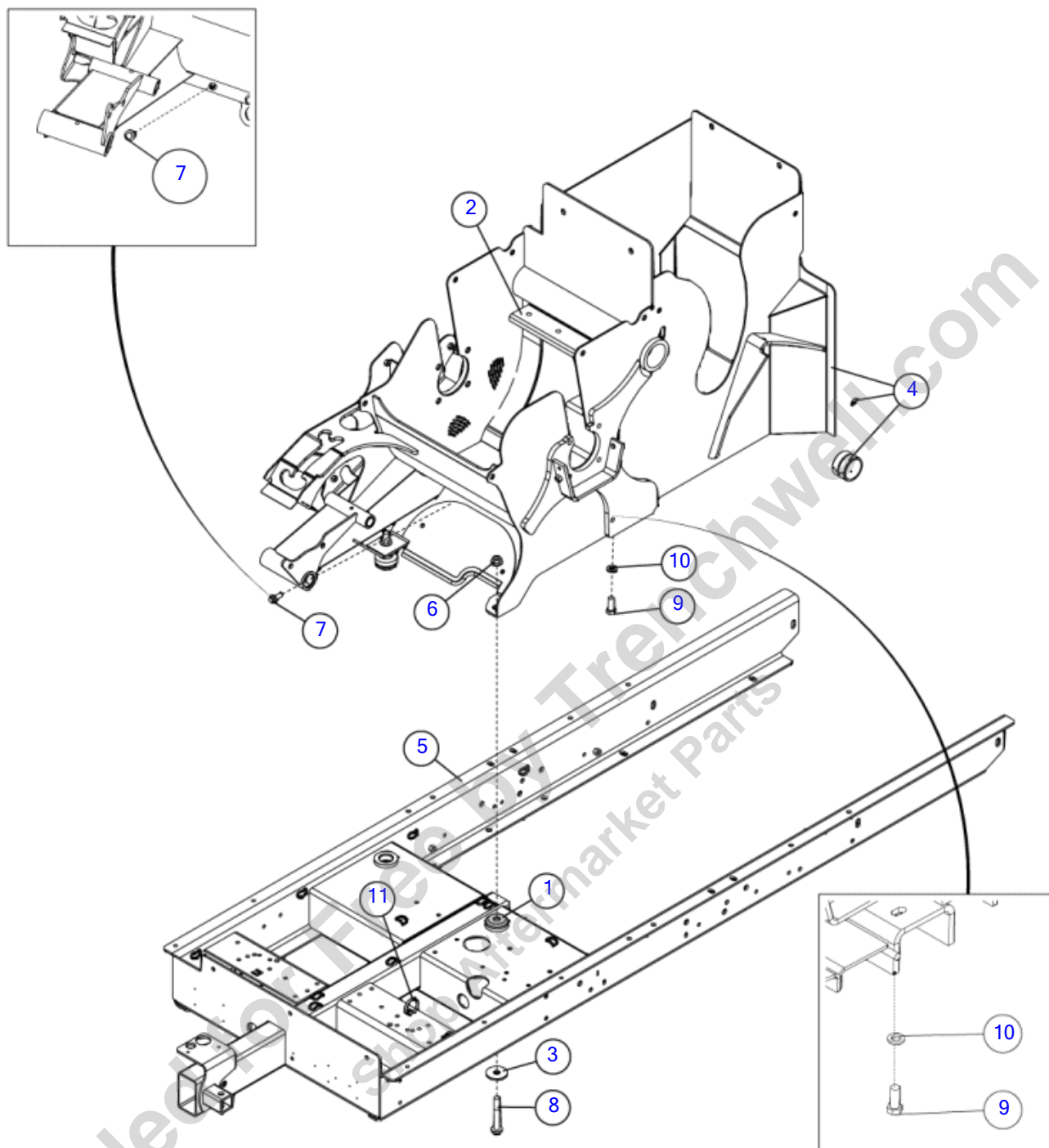


Illustration No: 180032255- Not For Ordering

Main Housing & Frame (SN 26859-)

Fig 01-01R01

REF NO.	PART NO.	DESCRIPTION	QTY.	REMARKS
1	143679001	MOUNT - ISOLATOR	3	
2	153345001	SHEAR BAR	1	
3	155945001	WASHER - SNUB - .75-.81 X 2.50 - .19	3	
4	163709790	WELDMENT CUTTER BOX HOUSING BC1000	1	
5	180032256	FRAME - BC1000 WELDMENT	1	
6	507085016	NUT-HEXFLNG LOCK, M16-2.00,10.9,D6927	3	
7	507613030	SCREW-HFS,M12-1.75X30,10.9,ANSI,B18.2.3.9M,PT	4	
8	507614110	SCREW-HFS,M16-2.00X110,10.9,ANSI,B18.2.3.9M,PT	3	
9	508478040	SCREW-HCS,M16-2.00X40,10.9,ISO4017,FT	4	
10	508486016	WASHER - FLAT, HARDENED, M16, DIN6916	4	
11	58151001	STRAP-CABLE TIE-T120R-0 15"	1	

Provided for Free by Trenchwell.com
Shop Aftermarket Parts

Discharge Neck - Cat & Cummins (SN 19200-32311)

Fig 01-02

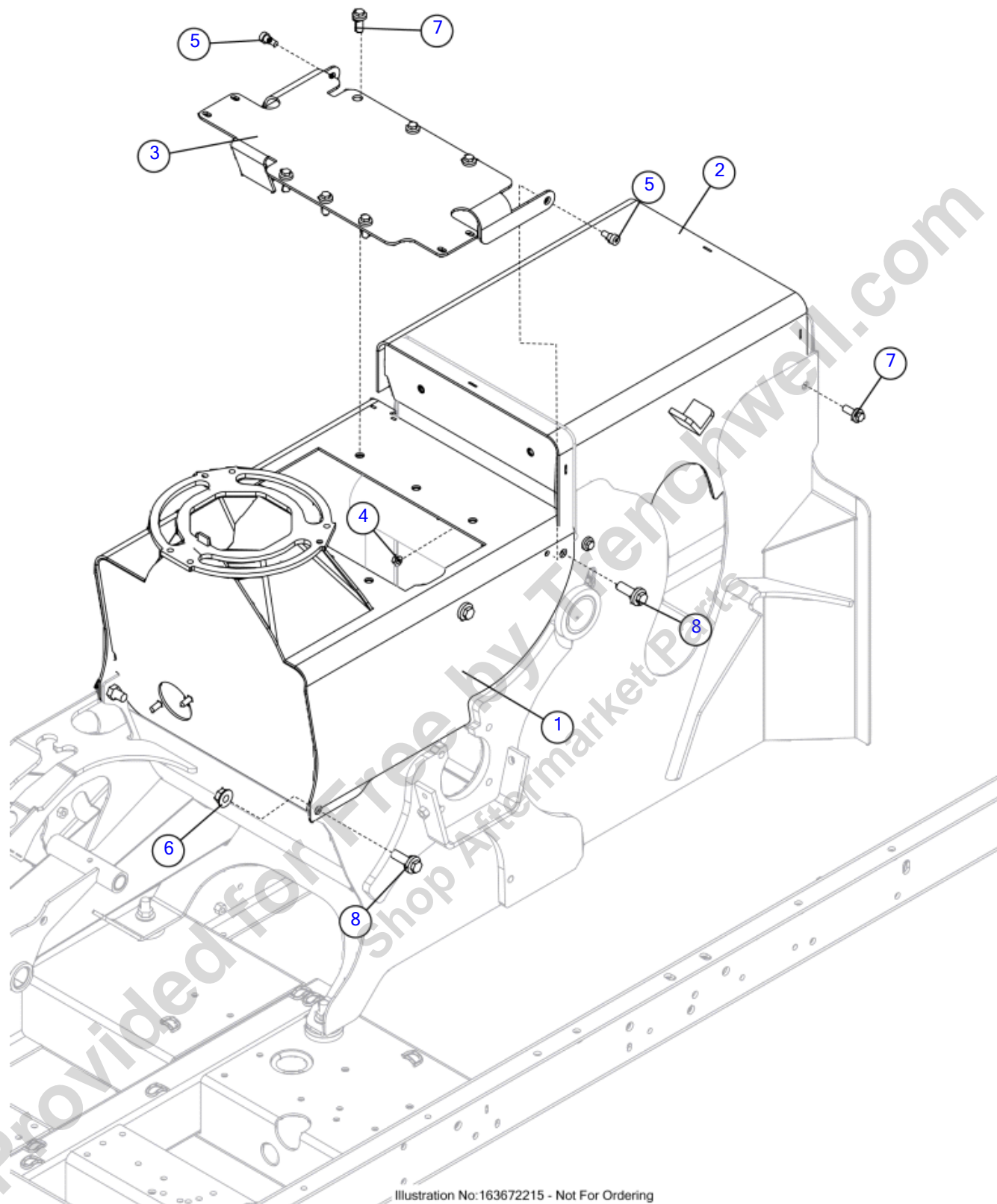


Illustration No:163672215 - Not For Ordering

Discharge Neck - Cat & Cummins (SN 19200-32311)

Fig 01-02

REF NO.	PART NO.	DESCRIPTION	QTY.	REMARKS
1	163672402	NECK - BC1000XL DISCHARGE	1	
2	163677634	COVER - FEED ROLLER HOUSING	1	
3	180032252	DOOR - KNIFE ACCESS	1	
4	1809003	NUT-SMFLGTL-.38-16-G-CZ	2	
5	296256038	SCREW - SHSS - .50X.38-.38-16 THD-CZ	2	
6	507085016	NUT-HEXFLNG LOCK, M16-2.00,10.9,D6927	6	
7	507613030	SCREW-HFS,M12-1.75X30,10.9,ANSI,B18.2.3.9M,PT	12	
8	507614045	SCREW-HFS,M16-2.00X45,10.9.,ANSI,B18.2.3.9M,FT	6	

Provided for Free by Trenchwell.com
 Shop Aftermarket Parts

Discharge Neck - Cat & Cummins (SN 32312-)

Fig 01-02R01

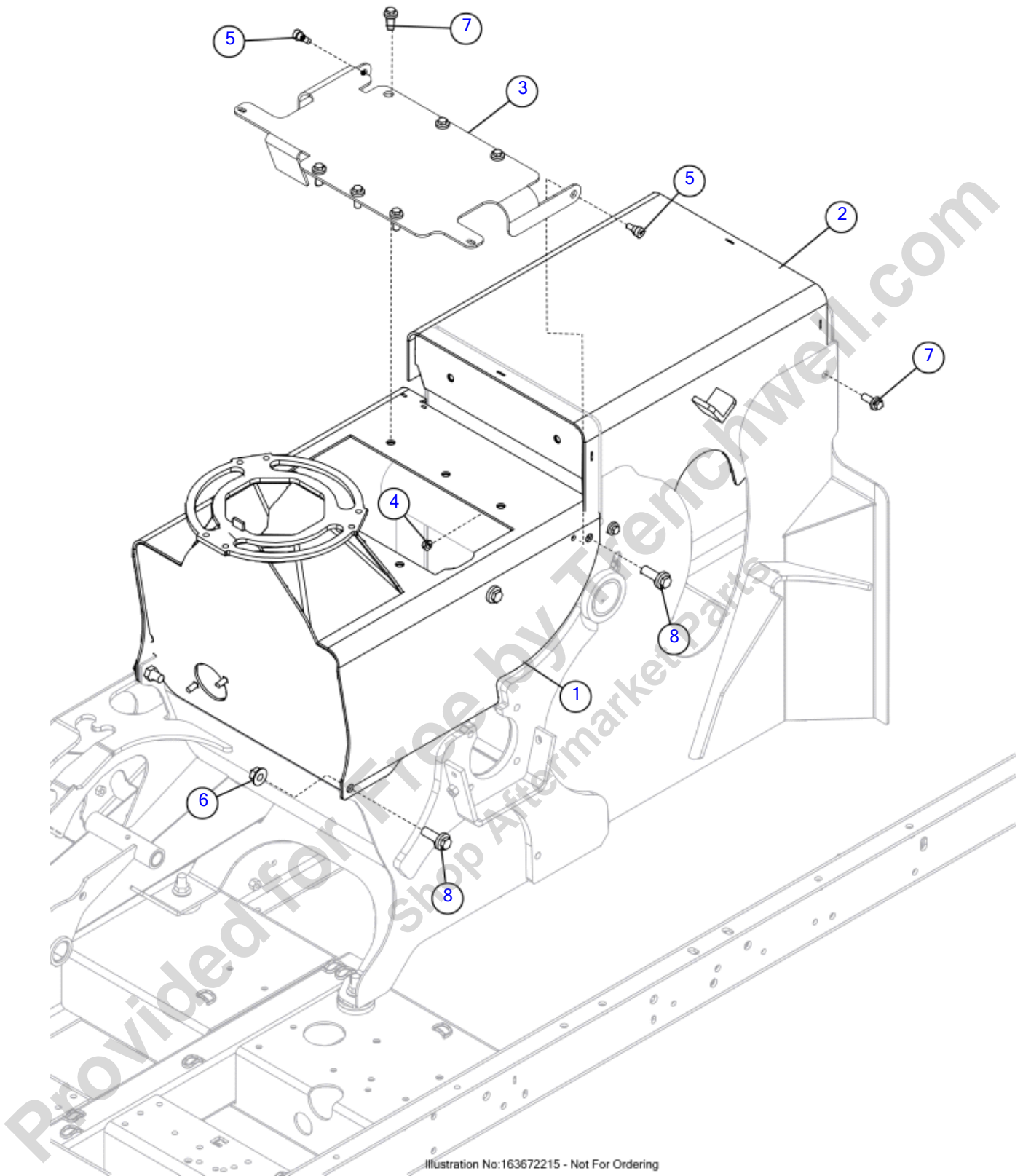


Illustration No:163672215 - Not For Ordering

Discharge Neck - Cat & Cummins (SN 32312-)

Fig 01-02R01

REF NO.	PART NO.	DESCRIPTION	QTY.	REMARKS
1	163672402	NECK - BC1000XL DISCHARGE	1	
2	163677634	COVER - FEED ROLLER HOUSING	1	
3	163777708	DOOR - KNIFE ACCESS LID	1	
4	1809003	NUT-SMFLGTL-.38-16-G	2	
5	296256038	SCREW - SHSS - .50X.38-.38-16 THD-CZ	2	
6	507085016	NUT-HEXFLGL-M16-2.00-B	6	
7	507613030	SCREW-HFS,M12-1.75X30,10.9,ANSI,B18.2.3.9M,PT	12	
8	507614045	SCREW-HFS,M16-2.00X45,10.9.,ANSI,B18.2.3.9M,FT	6	

Provided for Free by Trenchwell.com
Shop Aftermarket Parts

Discharge Neck - Gas & Deutz (SN 19200-32311)

Fig 01-03

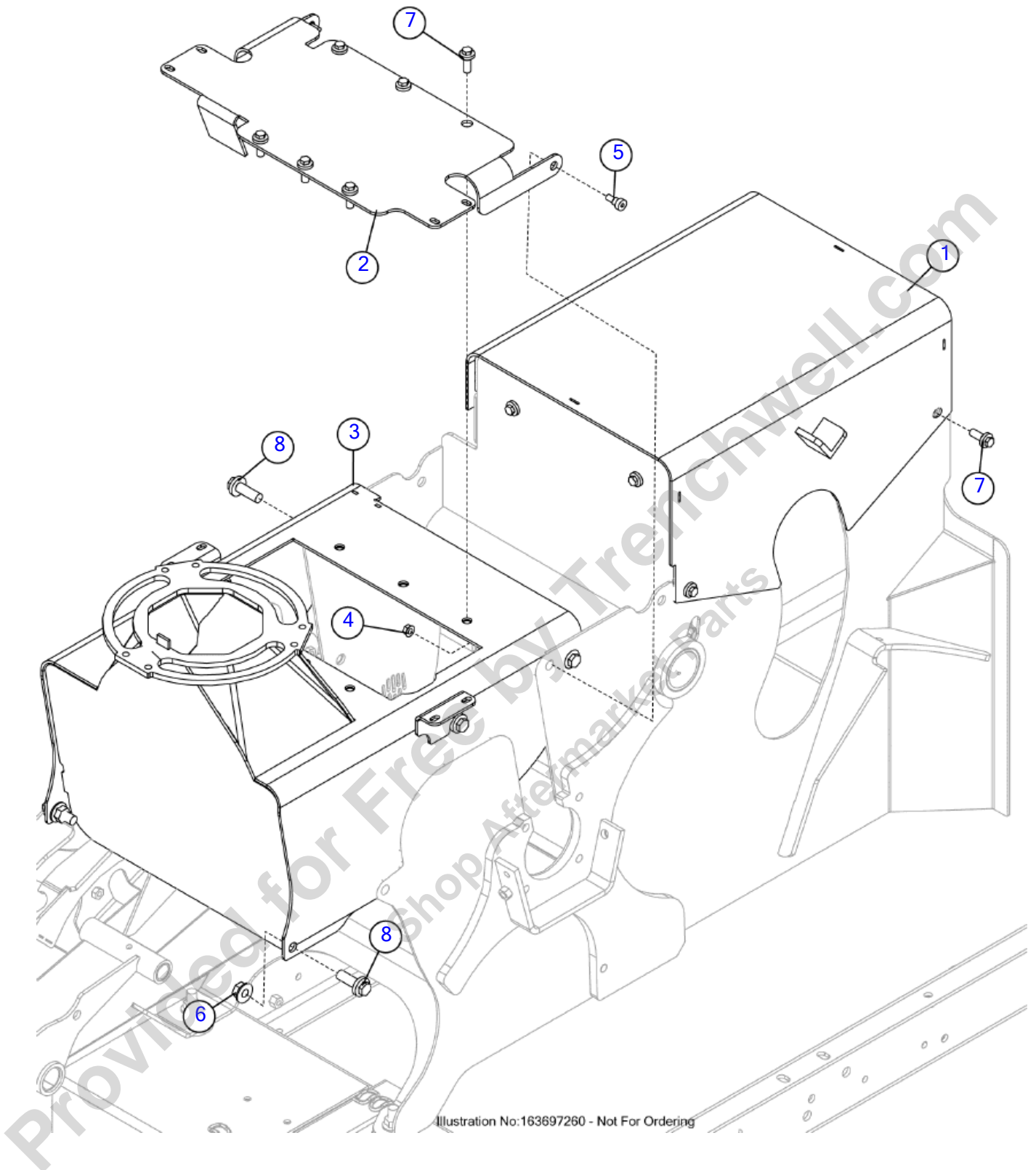


Illustration No:163697260 - Not For Ordering

Discharge Neck - Gas & Deutz (SN 19200-32311)

Fig 01-03

REF NO.	PART NO.	DESCRIPTION	QTY.	REMARKS
1	163677634	COVER - FEED ROLLER HOUSING	1	
2	180032252	DOOR - KNIFE ACCESS	1	
3	180032272	NECK - BC1000XL DISCHARGE NO EXH-WLDMT	1	
4	1809003	NUT-SMFLGTL-.38-16-G-CZ	2	
5	296256038	SCREW - SHSS - .50X.38-.38-16 THD-CZ	2	
6	507085016	NUT-HEXFLNG LOCK, M16-2.00,10.9,YZ,D6927	6	
7	507613030	SCREW-HFS,M12-1.75X30,10.9,YZ,ANSI,B18.2.3.9M,PT	12	
8	507614045	SCREW-HFS,M16-2.00X45,10.9.YZ,ANSI,B18.2.3.9M,FT	6	

Provided for Free by Trenchwell.com
Shop Aftermarket Parts

Discharge Neck - Gas & Deutz (SN 32312-)

Fig 01-03R01

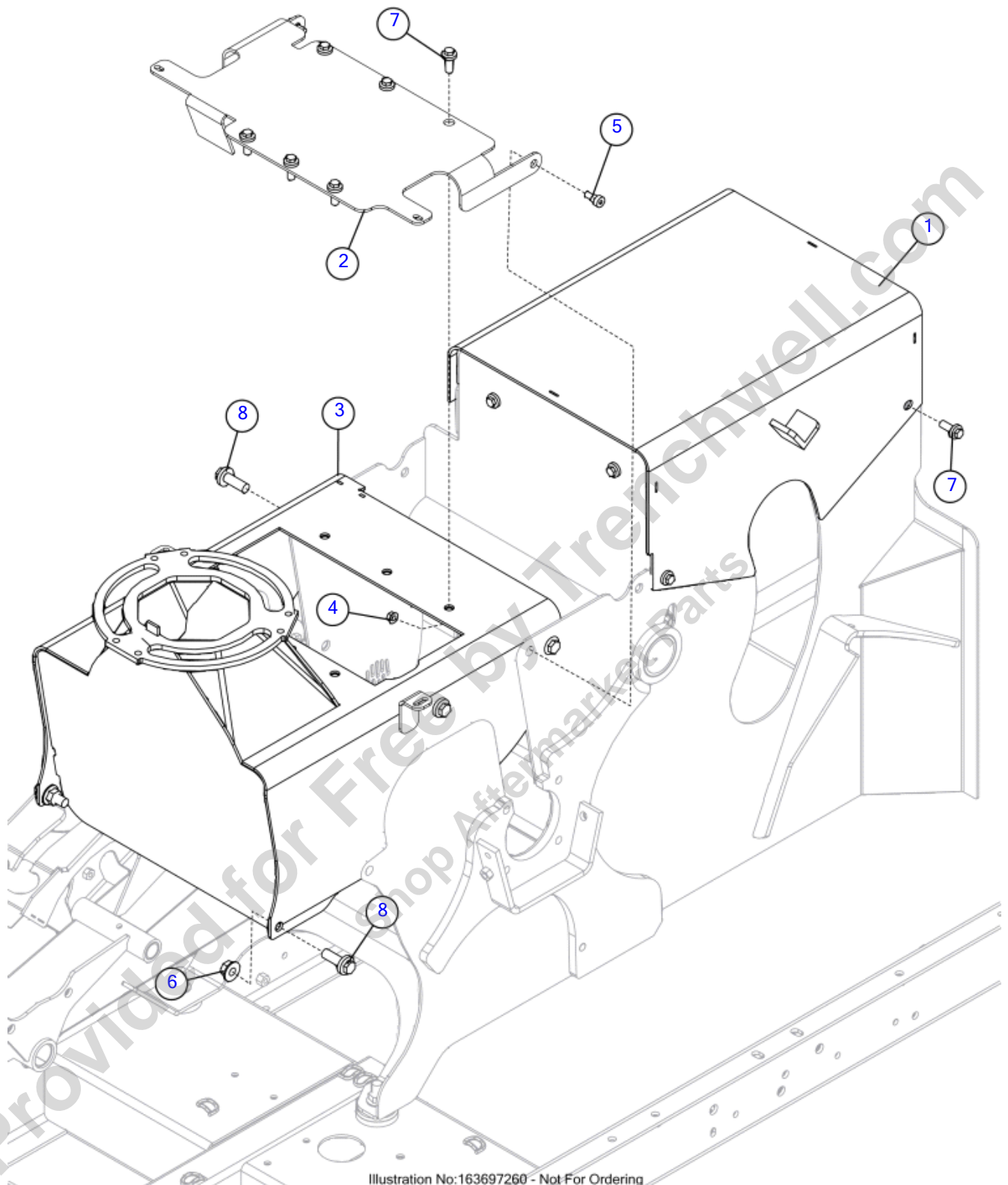


Illustration No:163697260 - Not For Ordering

Discharge Neck - Gas & Deutz (SN 32312-)

Fig 01-03R01

REF NO.	PART NO.	DESCRIPTION	QTY.	REMARKS
1	163677634	COVER - FEED ROLLER HOUSING	1	
2	163777708	DOOR - KNIFE ACCESS LID	1	
3	180032272	NECK - BC1000XL DISCHARGE NO EXH-WLDMT	1	
4	1809003	NUT-SMFLGTL-.38-16-G	2	
5	296256038	SCREW - SHSS - .50X.38-.38-16 THD-CZ	2	
6	507085016	NUT-HEXFLGL-M16-2.00-B	6	
7	507613030	SCREW-HFS,M12-1.75X30,10.9,ANSI,B18.2.3.9M,PT	12	
8	507614045	SCREW-HFS,M16-2.00X45,10.9.,ANSI,B18.2.3.9M,FT	6	

Provided for Free by Trenchwell.com
Shop Aftermarket Parts

Fuel Tank - Diesel (SN 19200-)

Fig 01-04

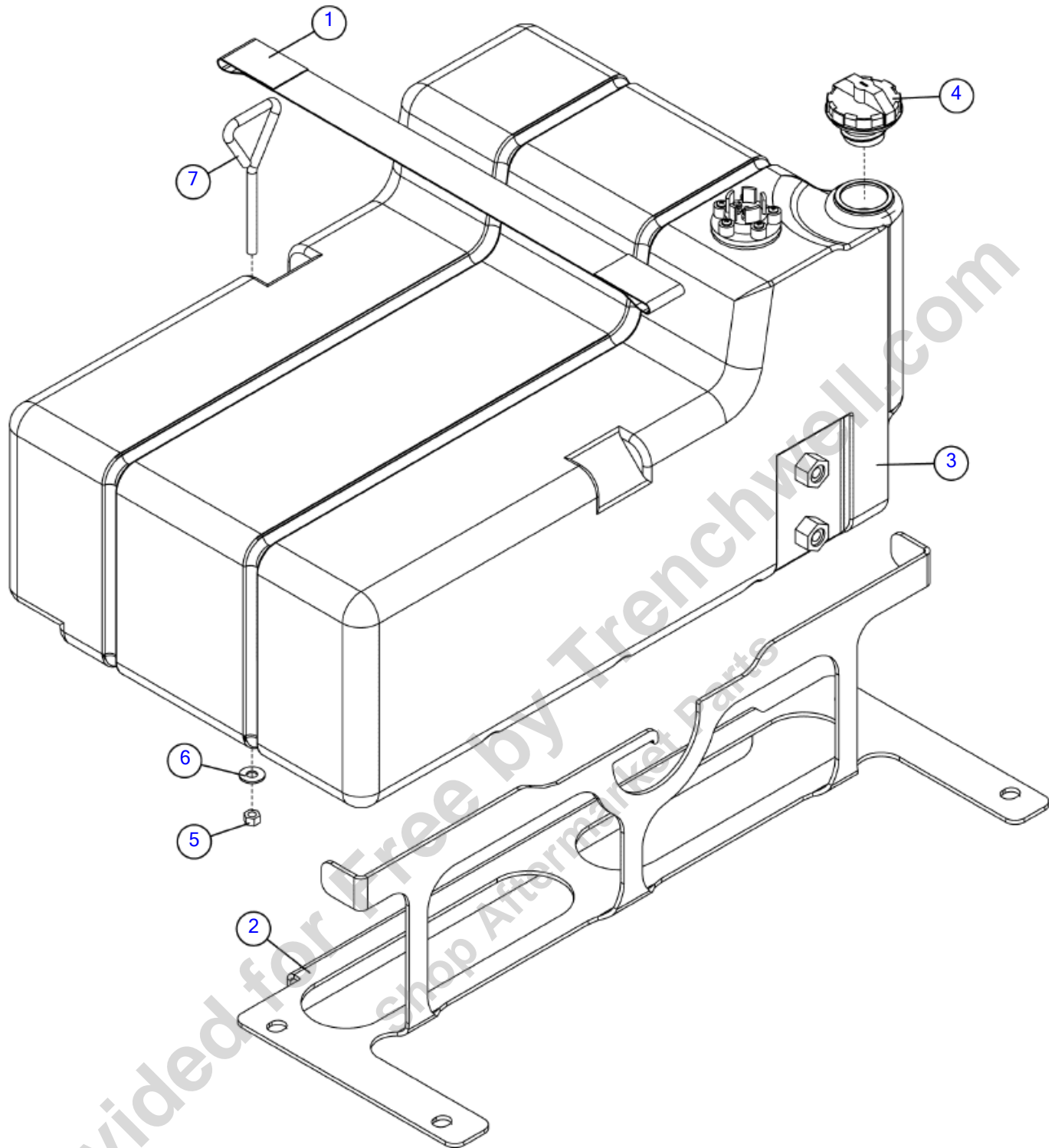


Illustration No: 163672182- Not For Ordering

Fuel Tank - Diesel (SN 19200-)

Fig 01-04

REF NO.	PART NO.	DESCRIPTION	QTY.	REMARKS
1	153524001	STRAP - TANK (BLACK)	1	
2	163672231	SUPPORT - FUEL TANK	1	
3	163672361	FUEL TANK ASSEMBLY	1	
	153894001	SENDING UNIT - FUEL	1	
	26692001	NUT-10-32 NF HEX	2	
	504544001	MACH SCREW-10-32 X 1 RH PLT	5	
	155056001	GASKET - FUEL SENDER	1	
4	279326001	CAP - DIESEL FUEL W/LOCK	1	
5	412001	NUT-3/8 NC HEX GR2 - YZ	1	
6	485007	WASHER-FLATSTD-.38-.44X1.00-.08-CZ	1	
7	903862001	BOLT- TANK HOLD DOWN	1	

Provided for Free by Trenchwell.com
Shop Aftermarket Parts

Fuel Tank - Gas (SN 19200-25226)

Fig 01-05

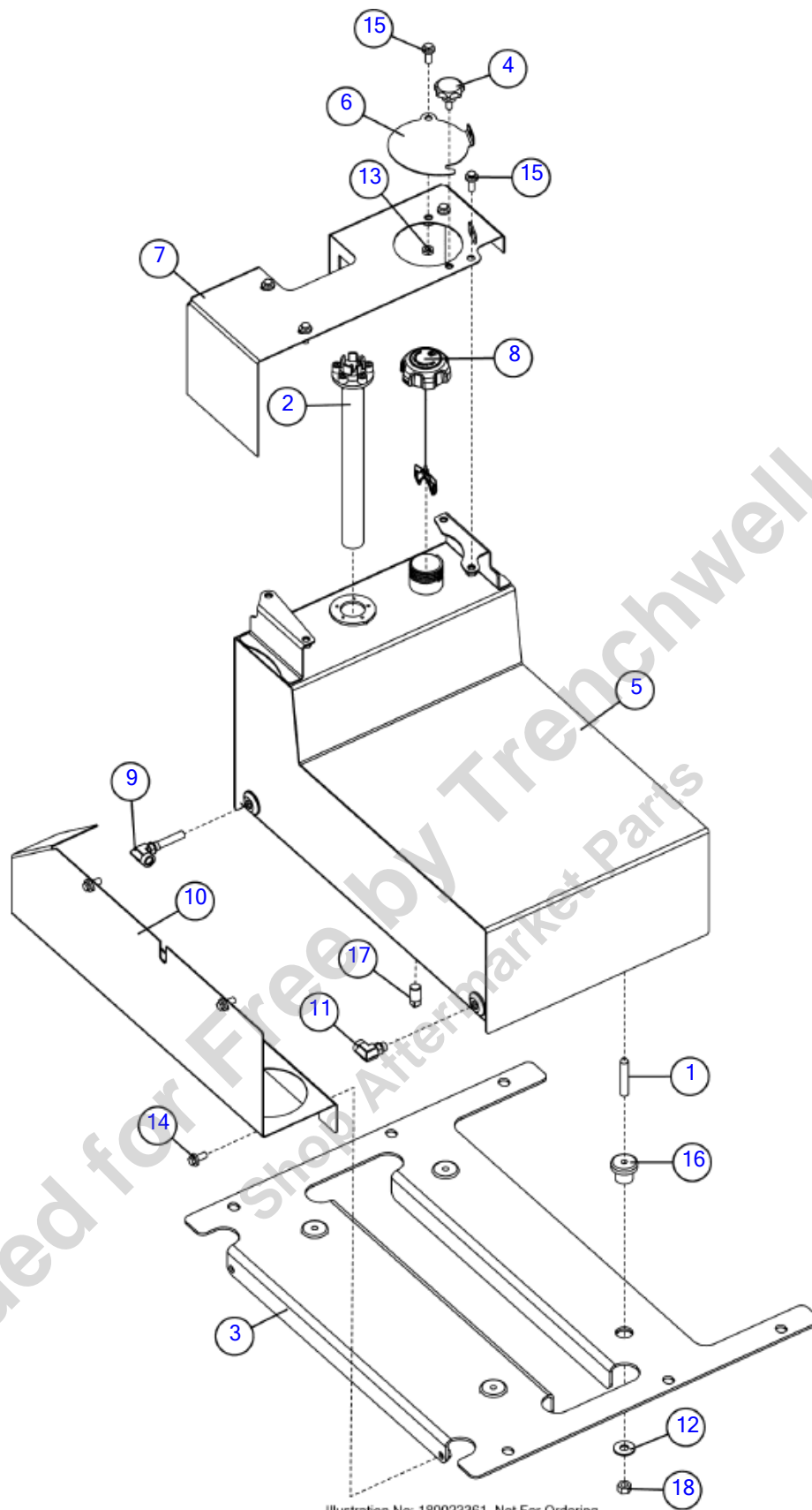


Illustration No: 180023361 Not For Ordering

Fuel Tank - Gas (SN 19200-25226)

Fig 01-05

REF NO.	PART NO.	DESCRIPTION	QTY.	REMARKS
1	153730001	STUD - TANK MOUNT	4	
2	153894001	SENDING UNIT - FUEL	1	
3	163674648	WELDMENT - BC1000XL GAS FUEL TANK SUPPORT	1	
4	163674756	KNOB - 7POINT - M10X20	1	
5	180030226	ASSY- FUEL TANK	1	
5	(163674887)	WELDMENT - GM FUEL TANK	1	
6	163674888	PLATE - FUEL TANK ACCESS DOOR	1	
7	163674890	WELDMENT - FUEL TANK COVER	1	
8	180030220	CAP-RED-KELCH 225 RATCHET CONTROLLED VENT	1	
8	(163697201)	CAP - GAS KELCH 225 RATCHET CONTROLLED VENT	1	
9	163697325	FITTING 90-6MORBA-6FORB WITH SCREEN	1	
10	180023331	BC1000XL FUEL COMPONENTS COVER	1	
11	296259050	FITTING 90-6MORBA-6FORB	1	
12	485011	WASHER-1/2 FLAT	4	
13	506042010	NUT-HEX,JAM,M10 -1.50,YZ,D439	1	
14	507612020	SCREW-HFS,M10-1.50X20,10.9,YZ,ANSI,B18.2.3.9M,FT	4	
15	507612025	SCREW-HFS,M10-1.50X25,10.9,YZ,ANSI,B18.2.3.9M,FT	5	
16	64009001	MOUNT M 300 70NR HUNT RUBBER	4	
17	734001	PLUG-1/2" MAGNETIC	1	
18	75382001	NUT-1/2-UNC GRADE 8 SLTL	4	

Fuel Tank - Gas (SN 25227-27195)

Fig 01-05R01

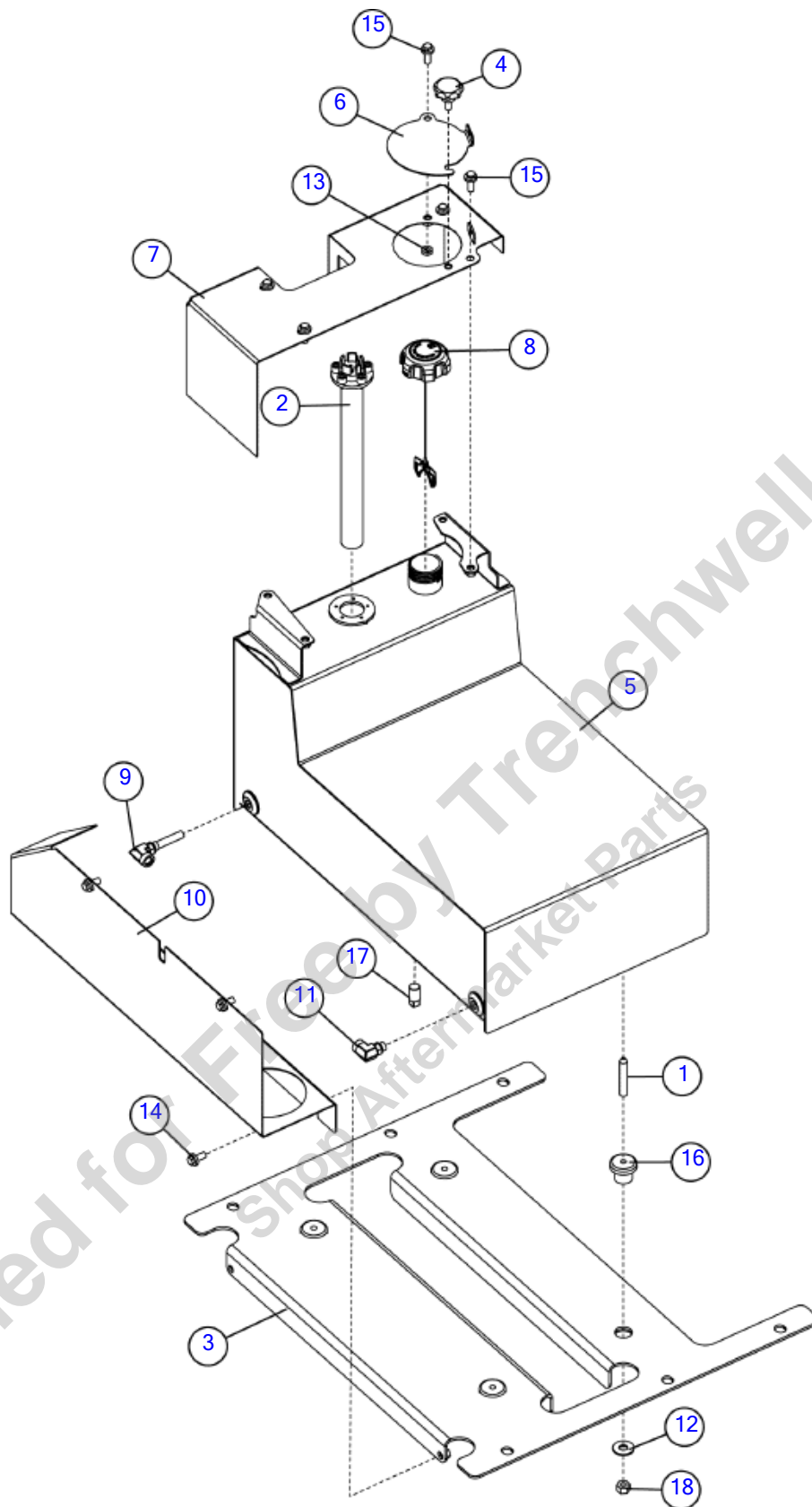


Illustration No: 180023361 Not For Ordering

Fuel Tank - Gas (SN 25227-27195)

Fig 01-05R01

REF NO.	PART NO.	DESCRIPTION	QTY.	REMARKS
1	153730001	STUD - TANK MOUNT	4	
2	153894001	SENDING UNIT - FUEL	1	
3	163674648	WELDMENT - BC1000XL GAS FUEL TANK SUPPORT	1	
4	163674756	KNOB - 7POINT - M10X20	1	
5	180030226	ASSY- FUEL TANK	1	
5	(163674887)	WELDMENT - GM FUEL TANK	1	
6	163674888	PLATE - FUEL TANK ACCESS DOOR	1	
7	163674890	WELDMENT - FUEL TANK COVER	1	
8	180030220	CAP-RED-KELCH 225 RATCHET CONTROLLED VENT	1	
9	163697325	FITTING 90-6MORBA-6FORB WITH SCREEN	1	
10	180023331	BC1000XL FUEL COMPONENTS COVER	1	
11	296259050	FITTING 90-6MORBA-6FORB	1	
12	485011	WASHER-1/2 FLAT	4	
13	506042010	NUT-HEX,JAM,M10 -1.50,YZ,D439	1	
14	507612020	SCREW-HFS,M10-1.50X20,10.9,YZ,ANSI,B18.2.3.9M,FT	4	
15	507612025	SCREW-HFS,M10-1.50X25,10.9,YZ,ANSI,B18.2.3.9M,FT	5	
16	64009001	MOUNT M 300 70NR HUNT RUBBER	4	
17	734001	PLUG-1/2" MAGNETIC	1	
18	75382001	NUT-1/2-UNC GRADE 8 SLTL	4	

Fuel Tank - Gas (SN 27196-)

Fig 01-05R02

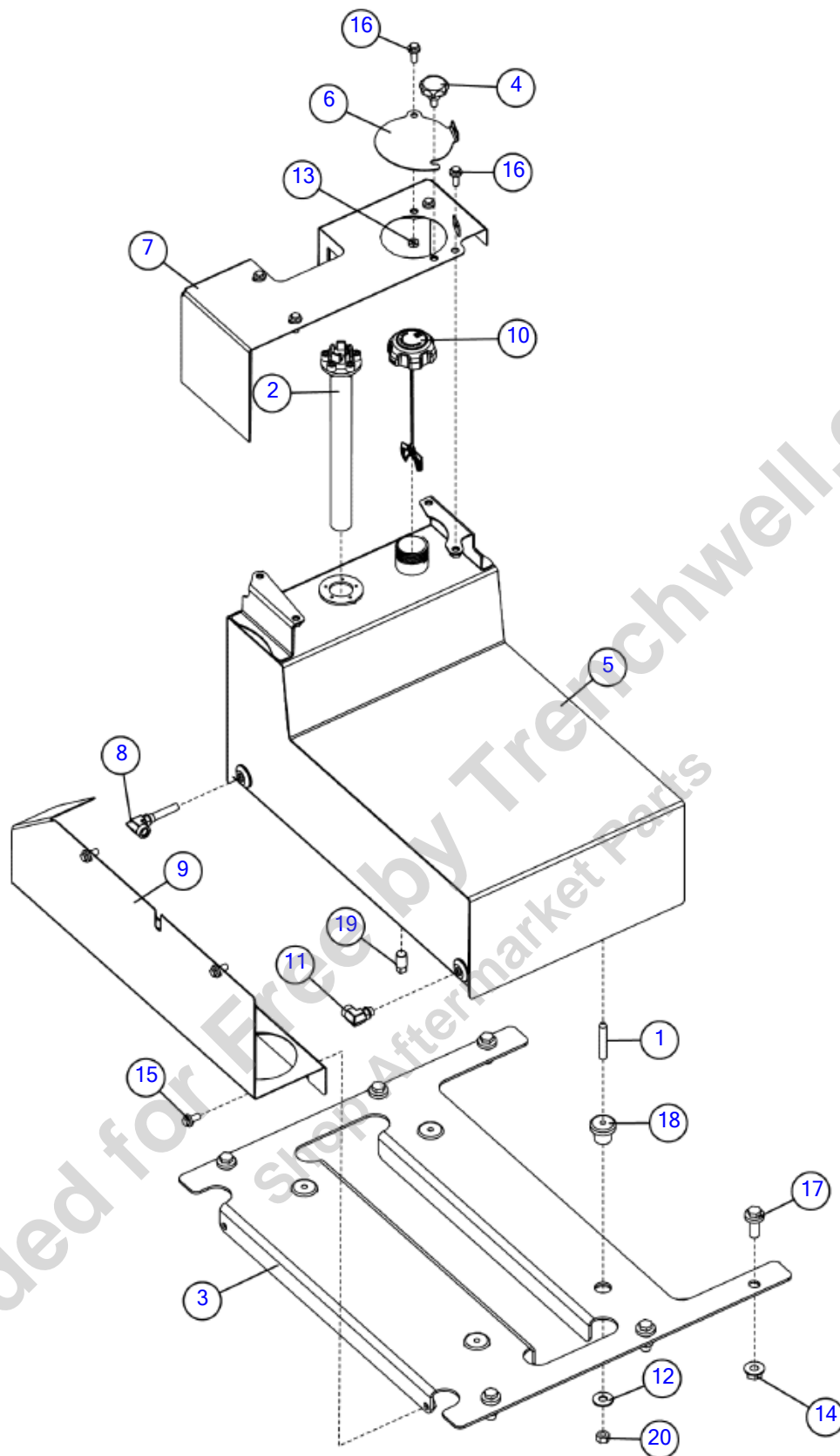


Illustration No: 180023361 Not For Ordering

Fuel Tank - Gas (SN 27196-)

Fig 01-05R02

REF NO.	PART NO.	DESCRIPTION	QTY.	REMARKS
1	153730001	STUD - TANK MOUNT	4	
2	153894001	SENDING UNIT - FUEL	1	
3	163674648	WELDMENT - BC1000XL GAS FUEL TANK SUPPORT	1	
4	163674756	KNOB - 7POINT - M10X20	1	
5	180030226	ASSY- FUEL TANK	1	
5	(163674887)	WELDMENT - GM FUEL TANK	1	
6	163674888	PLATE - FUEL TANK ACCESS DOOR	1	
7	163674890	WELDMENT - FUEL TANK COVER	1	
8	163697325	FITTING 90-6MORBA-6FORB WITH SCREEN	1	
9	180023331	BC1000XL FUEL COMPONENTS COVER	1	
10	180030220	CAP-RED-KELCH 225 RATCHET CONTROLLED VENT	1	
11	296259050	FITTING 90-6MORBA-6FORB	1	
12	485011	WASHER-FLATSTD-.50-.56X1.38-.11-CZ	4	
13	506042010	NUT-HEX,JAM,M10 -1.50,YZ,D439	1	
14	507085016	NUT-HEXFLNG LOCK, M16-2.00,10.9,YZ,D6927	6	
15	507612020	SCREW-HFS,M10-1.50X20,10.9,YZ,ANSI,B18.2.3.9M,FT	4	
16	507612025	SCREW-HFS,M10-1.50X25,10.9,YZ,ANSI,B18.2.3.9M,FT	5	
17	507614040	SCREW HFS M16 2.00 X 40 10.9 YZ ANSI B18.2.3.9M FT	6	
18	64009001	MOUNT M 300 70NR HUNT RUBBER	4	
19	734001	PLUG-1/2" MAGNETIC	1	
20	75382001	NUT-1/2-UNC GRADE 8 SLTL	4	

GM Propane Tanks (SN 19200-25379)

Fig 01-05X01

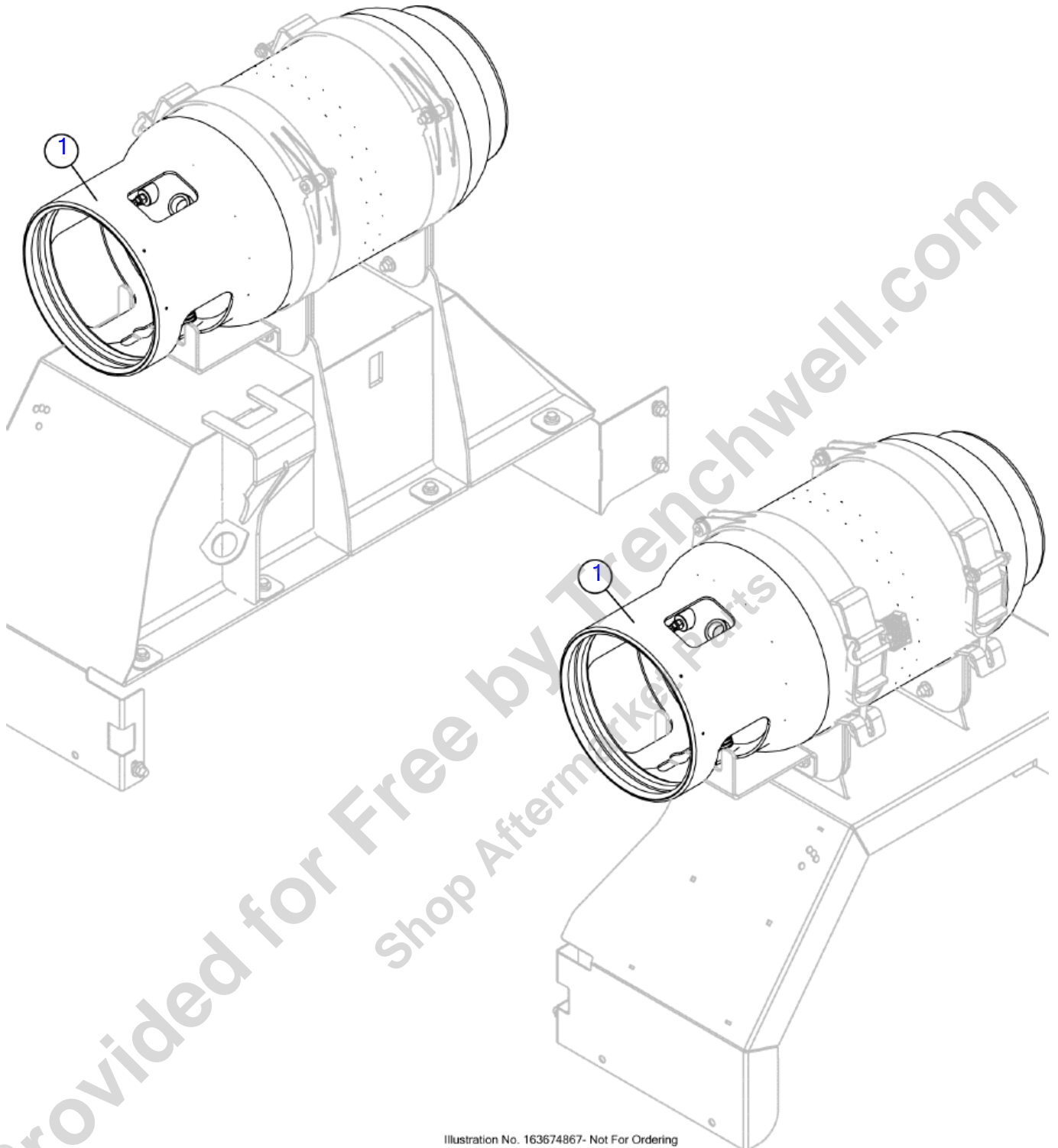


Illustration No. 163674867- Not For Ordering

GM Propane Tanks (SN 19200-25379)


Fig 01-05X01

REF NO.	PART NO.	DESCRIPTION	QTY.	REMARKS
1	163674813	LP TANK 33LB ALUMINUM LIQUID	2	

Provided for Free by Trenchwell.com
Shop Aftermarket Parts

GM Propane Tanks (SN 25380-)

Fig 01-05X01R01



**FIGURE REMOVED
DUE TO
NO LONGER IN
PRODUCTION**

Illustration No. 163674867- Not For Ordering


GM Propane Tanks (SN 25380-)

Fig 01-05X01R01

REF NO.	PART NO.	DESCRIPTION	QTY.	REMARKS
		FIGURE REMOVED	A/R	

Provided for Free by Trenchwell.com
Shop Aftermarket Parts

Axles/Wheels/Brakes



Provided for Free by TroyChowell.com
Shop Aftermarket Parts

Axles/Wheels/Brakes

Axle - 5200 lb/Electric Brakes - CAT (SN 19200-20411)	Fig	02-01
Axle - 5200 lb/Electric Brakes - CAT (SN 20412-27195)	Fig	02-01R01
Breakdown - Axle Hub/Drum (SN 20412-27195)	Fig	02-01T01
Breakdown - Electric Brakes (SN 20412-27195)	Fig	02-01T02
Axle - 5200 lb/Electric Brakes - CAT (SN 27196-28606)	Fig	02-01R02
Axle - 5200 lb/Electric Brakes - CAT (SN 28607-)	Fig	02-01R03
Axle - 5200 lb/Electric Brakes (SN 19200-20411)	Fig	02-02
Axle - 5200 lb/Electric Brakes (SN 20412-20414)	Fig	02-02R01
Axle - 5200 lb/Electric Brakes (SN 20415-27195)	Fig	02-02R02
Breakdown - Axle Hub (SN 20415-27195)	Fig	02-02T01
Breakdown - Electric Brakes (SN 20415-27195)	Fig	02-02T02
Breakdown - Tire & Wheel (SN 20415-27195)	Fig	02-02T03
Axle - 5200 lb/Electric Brakes (SN 27196-27860)	Fig	02-02R03
Axle - 5200 lb/Electric Brakes (SN 27861-28606)	Fig	02-02R04
Breakdown - Electric Brakes (SN 27196-)	Fig	02-02T02R01
Axle - 5200 lb/Electric Brakes (SN 28607-)	Fig	02-02R05
Breakdown- Axle	Fig	02-02T01R01
Axle - Wide 5200 lb/Electric Brakes (SN 26859-28606)	Fig	02-02X01
Axle - Wide 5200 lb/Electric Brakes (SN 28607-)	Fig	02-02X01R01
Axle - 7000 lb/Electric Brakes (SN 19200-20411)	Fig	02-03
Axle - 7000 lb/Electric Brakes (SN 20412-21046)	Fig	02-03R01
Axle - 7000 lb/Electric Brakes (SN 21047-27195)	Fig	02-03R02
Breakdown - Axle Hub (SN 21047-27195)	Fig	02-03T01
Breakdown - Electric Brakes (SN 21047-27195)	Fig	02-03T02
Axle - 7000 lb/Electric Brakes (SN 27196-27860)	Fig	02-03R03
Axle - 7000 lb/Electric Brakes (SN 27861-29925)	Fig	02-03R04
Axle - 7000lb/Electric Brakes 17.5" Wheel, (SN 29926-)	Fig	02-03R05
Breakdown- Axle	Fig	02-03T01R01
Axle - Hydraulic Brakes (SN 19200-20411)	Fig	02-04
Axle - Hydraulic Brakes (SN 20412-22935)	Fig	02-04R01
Axle - Hydraulic Brakes (SN 22936-27195)	Fig	02-04R02
Breakdown - Hydraulic Axle (SN 22936-27195)	Fig	02-04T01
Axle - Hydraulic Brakes (SN 27196-27860)	Fig	02-04R03
Axle - Hydraulic Brakes (SN 27861-28606)	Fig	02-04R04
Axle - Hydraulic Brakes (SN 28607-)	Fig	02-04R05
Breakdown- Axle	Fig	02-04T01R01
Euro Axle Mount	Fig	02-05
Euro Axle Kit	Fig	02-06
Breakdown - Axle Brake	Fig	02-06T01
Breakdown - Axle Hub	Fig	02-06T02
Breakdown - Surge Brake	Fig	02-06T03
17.5" Wheel, 7000LB Axle, & Elect. Brakes	Fig	02-07

Axle - 5200 lb/Electric Brakes - CAT (SN 19200-20411)

Fig 02-01

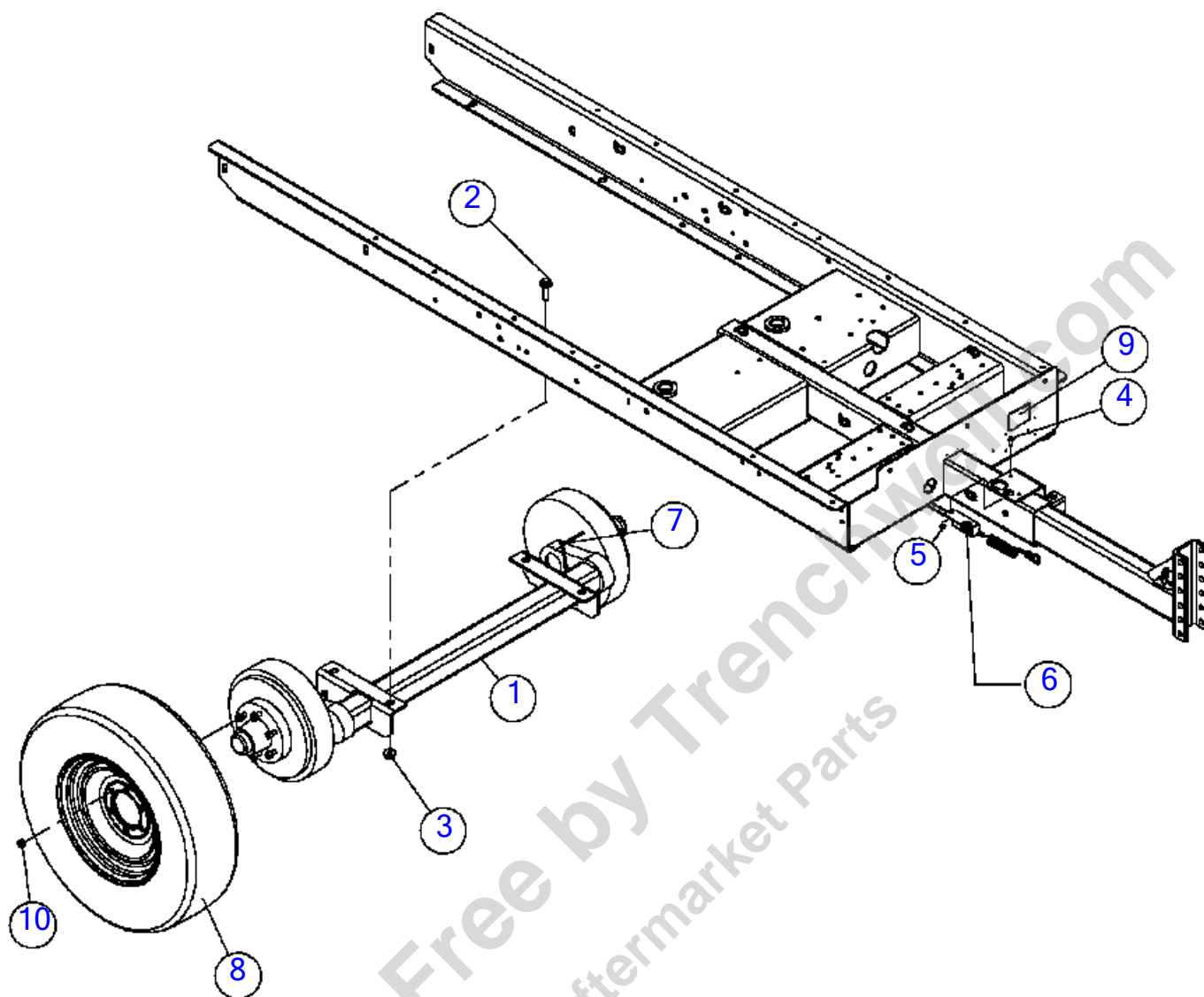


ILLUSTRATION NO: 163672184 Do Not Order

Axle - 5200 lb/Electric Brakes - CAT (SN 19200-20411)

Fig 02-01

REF NO.	PART NO.	DESCRIPTION	QTY.	REMARKS
1	163674757	AXLE - TORSION ELECTRIC BRAKES-5200#	1	
2	507614050	SCREW-HFS,M16-2.00X50,10.9,ANSI,B18.2.3.9M,FT	4	
3	507085016	NUT-HEXFLNG LOCK, M16-2.00,10.9,YZ,D6927	4	
4	507610020	SCREW-HFS,M6-1.00X20,10.9,YZ,D6921,FT	1	
5	507085006	NUT-HEXFLNG LOCK,M6-1.00,10.9,YZ,D6927	1	
6	149883001	SWITCH - 60" TONGUE EXT. BREAKAWAY	1	
7	58151001	STRAP-CABLE TIE-T120R-0 15"	2	
8	163551745	225/75R15 LRD, W/6in WIDE, 6 BOLT RIM, 0	2	
9	7000F915	DECAL-TIRE INFORMATION	1	
10	131334019	NUT WHEEL	12	
10	(154868001)	WHEEL NUT - 1/2-20	12	

Provided for Free by Trenchwell.com
Shop Aftermarket Parts

Axle - 5200 lb/Electric Brakes - CAT (SN 20412-27195)

Fig 02-01R01

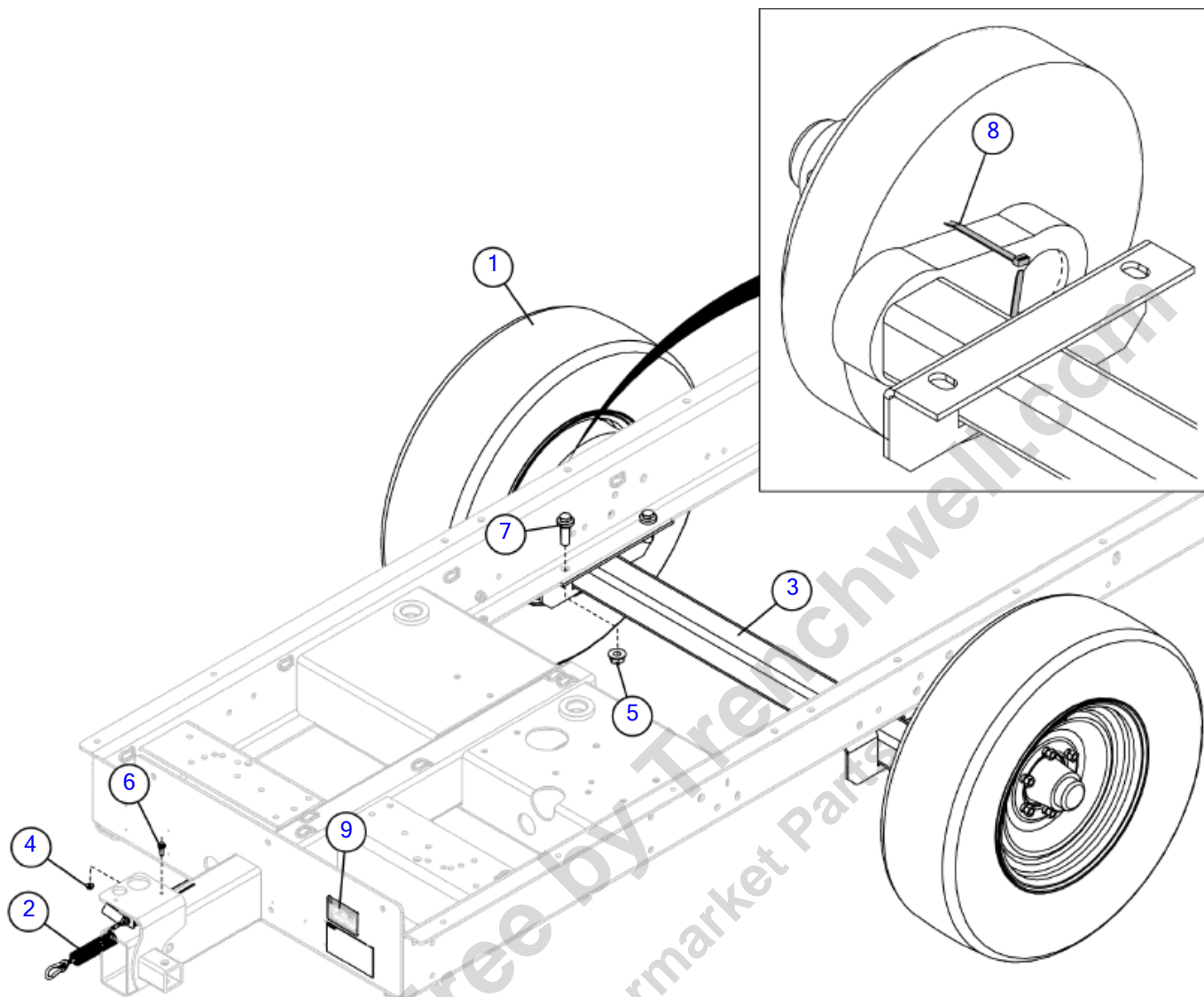


Illustration No: 163672184- Not For Ordering

Axle - 5200 lb/Electric Brakes - CAT (SN 20412-27195)

Fig 02-01R01

REF NO.	PART NO.	DESCRIPTION	QTY.	REMARKS
1	163551745	225/75R15 LRD, W/6in WIDE, 6 BOLT RIM, 0	2	
2	163713472	SWITCH - BREAKAWAY - 72"	1	
3	180006500	AXLE - TORSION, ELECTRIC BRAKES	1	Breakdown Fig. 2-1T01 & 2-1T02
4	507085006	NUT-HEXFLNG LOCK,M6-1.00,10.9,YZ,D6927	1	
5	507085016	NUT-HEXFLNG LOCK, M16-2.00,10.9,YZ,D6927	4	
6	507610020	SCREW,HFS,M6-1.00X20,10.9,YZ,D6921,FT	1	
7	507614050	SCREW-HFS,M16-2.00X50,10.9,ANSI,B18.2.3.9M,FT	4	
8	58151001	STRAP-CABLE TIE-T120R-0 15"	2	
9	7000F915	DECAL-TIRE INFORMATION	1	

Provided for Free by Trenchwell.com
Shop Aftermarket Parts

Axle - 5200 lb/Electric Brakes - CAT (SN 27196-28606)

Fig 02-01R02

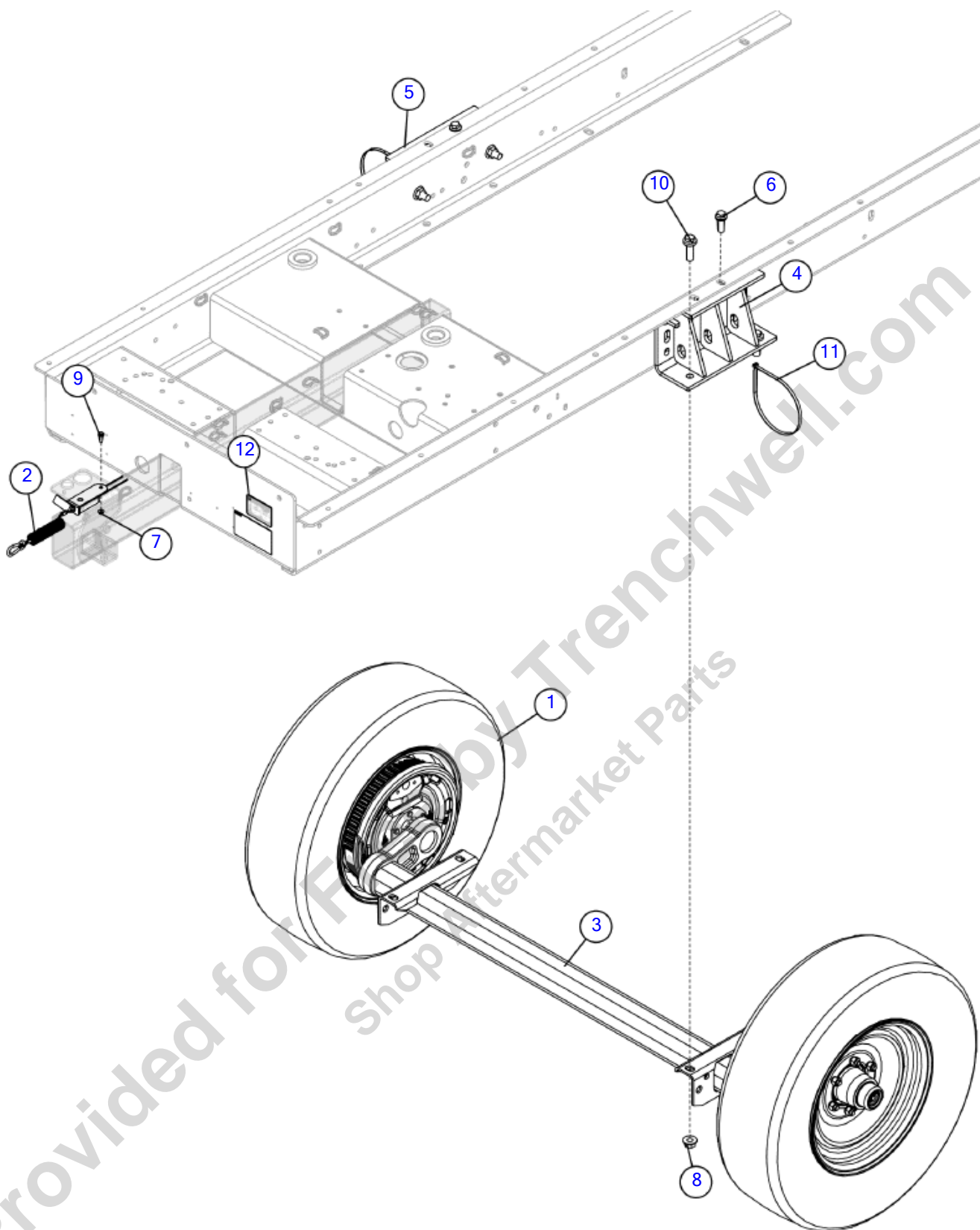


Illustration No: 180032262- Not For Ordering

Axle - 5200 lb/Electric Brakes - CAT (SN 27196-28606)

Fig 02-01R02

REF NO.	PART NO.	DESCRIPTION	QTY.	REMARKS
1	163551745	225/75R15 LRD, W/6in WIDE, 6 BOLT RIM, 0	2	
2	163713472	SWITCH - BREAKAWAY - 72"	1	
3	180031576	AXLE-TORSION ELECTRIC BRAKES-5200 LB	1	Breakdown Fig. 2-2T01R01
4	180032243	WELDMENT - BC1000XL WIDE AXLE MOUNT RIGHT SIDE	1	
5	180032244	WELDMENT - BC1000XL WIDE AXLE MOUNT LEFT SIDE	1	
6	296300879	SCREW - HFS M14 2.0X40 10.9 YZ DIN6921	2	
7	507085006	NUT-HEXFLNG LOCK,M6-1.00,10.9,YZ,D6927	1	
8	507085016	NUT-HEXFLNG LOCK, M16-2.00,10.9,YZ,D6927	7	
9	507610020	SCREW,HFS,M6-1.00X20,10.9,YZ,D6921,FT	1	
10	507614050	SCREW-HFS,M16-2.00X50,10.9,ANSI,B18.2.3.9M,FT	7	
11	58151001	STRAP-CABLE TIE-T120R-0 15"	2	
12	7000F915	DECAL-TIRE INFORMATION	1	

Provided for Free by Trenchwell.com
Shop Aftermarket Parts

Axle - 5200 lb/Electric Brakes - CAT (SN 28607-)

Fig 02-01R03

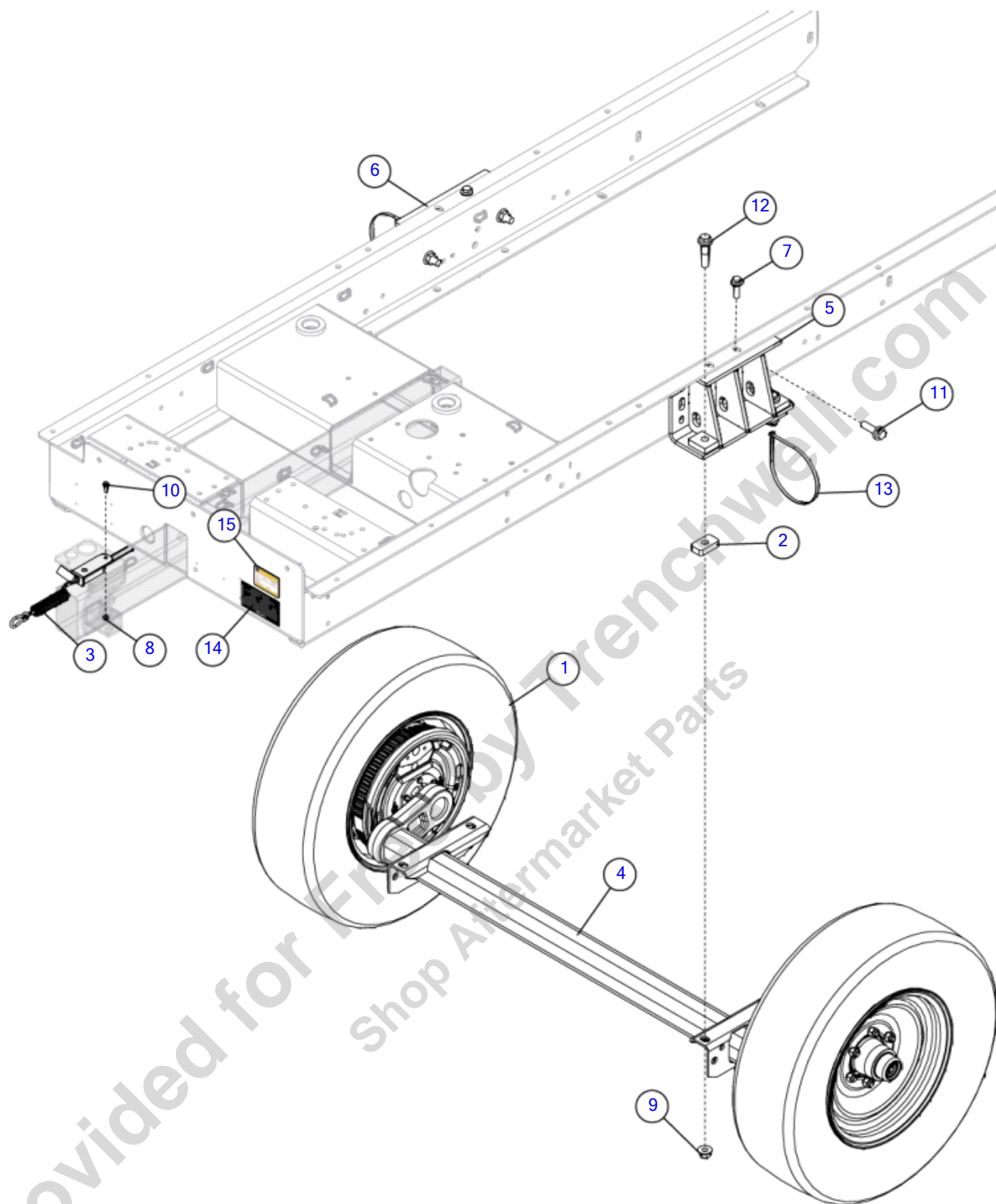


Illustration No: 180032262 - Not For Ordering

Axle - 5200 lb/Electric Brakes - CAT (SN 28607-)

Fig 02-01R03

REF NO.	PART NO.	DESCRIPTION	QTY.	REMARKS
1	163551745	225/75R15 LRD, W/6in WIDE, 6 BOLT RIM, 0	2	
2	163709839	SUPPORT AXLE BASE	4	
3	163713472	SWITCH - BREAKAWAY - 72"	1	
4	180031576	AXLE-TORSION ELECTRIC BRAKES-5200 LB	1	Breakdown Fig. 2-2T01R01
5	180032243	WELDMENT - BC1000XL WIDE AXLE MOUNT RIGHT SIDE	1	
6	180032244	WELDMENT - BC1000XL WIDE AXLE MOUNT LEFT SIDE	1	
7	296300879	SCREW - HFS M14 2.0X40 10.9 YZ DIN6921	2	
8	507085006	NUT-HEXFLNG LOCK,M6-1.00,10.9,D6927	1	
9	507085016	NUT-HEXFLNG LOCK, M16-2.00,10.9,D6927	7	
10	507610020	SCREW,HFS,M6-1.00X20,10.9,D6921,FT	1	
11	507614050	SCREW-HFS,M16-2.00X50,10.9,ANSI,B18.2.3.9M,FT	3	
12	507614070	SCREW - HFS M16 2X70 10.9 B18.2.3.9M PT	4	
13	58151001	STRAP-CABLE TIE-T120R-0 15"	2	
14	7000F198	BC1000XL SERIAL PLATE - BAR CODE	1	
15	7000F915	DECAL-TIRE INFORMATION	1	

Provided for Free by Trenchwell.com
Shop Aftermarket Parts

Breakdown - Axle Hub/Drum (SN 20412-27195)

Fig 02-01T01

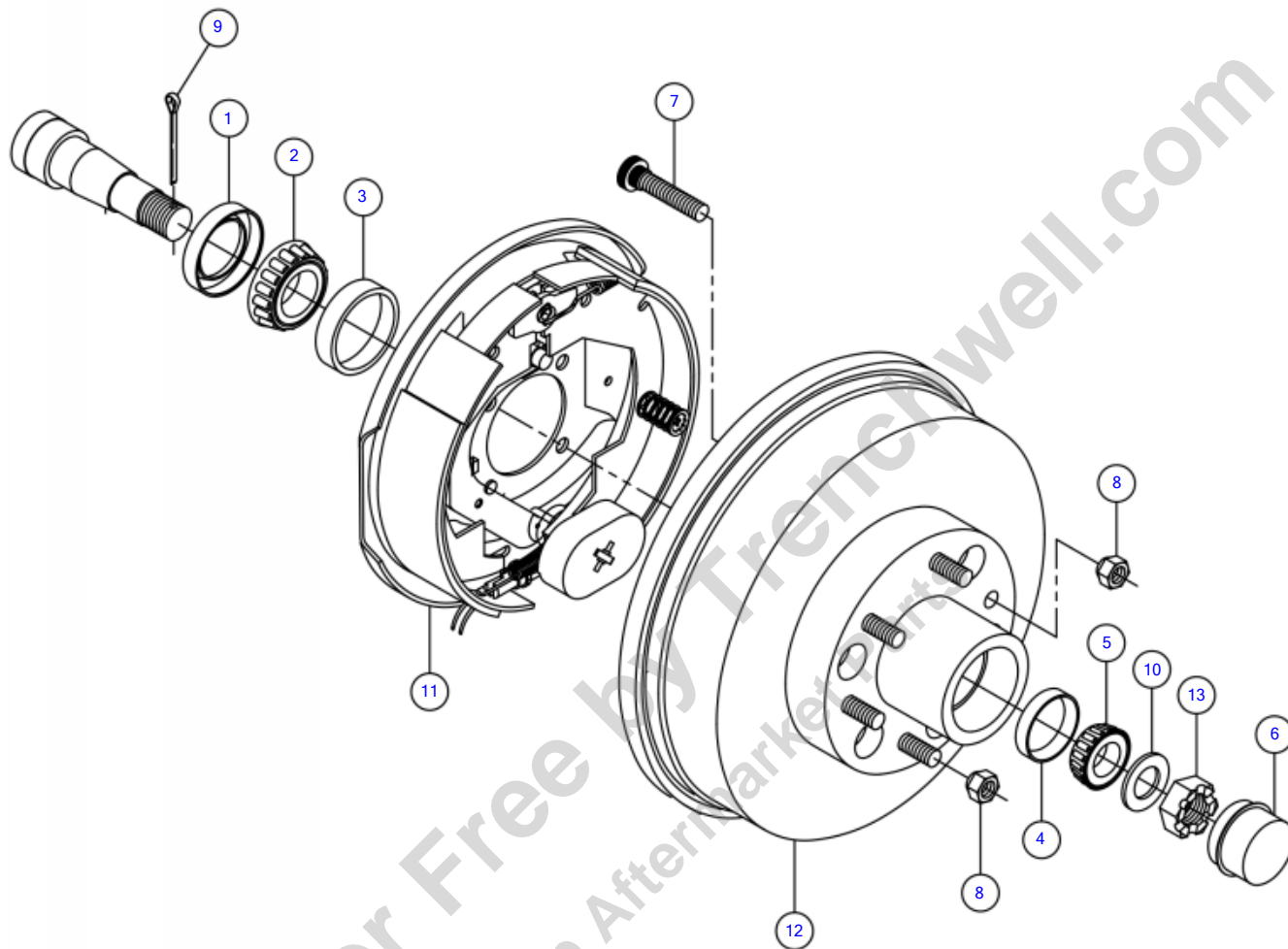


ILLUSTRATION NO. 180006500—Not For Ordering

Breakdown - Axle Hub/Drum (SN 20412-27195)

Fig 02-01T01

REF NO.	PART NO.	DESCRIPTION	QTY.	REMARKS
1	131334015	SEAL GREASE	1	
1	(154911001)	SEAL - GREASE	1	
2	1716023	CONE-BEARING 1 3/4"	1	
2	(154912001)	CONE - INNER BEARING	1	
3	1715023	CUP-BEARING-1 3/4"	1	
3	(154913001)	CUP - INNER BEARING	1	
4	154914001	CUP - OUTER BEARING	1	
5	154915001	CONE - OUTER BEARING	1	
6	131334011	CAP-GREASE	1	
6	(154916001)	CAP - GREASE	1	
7	131334017	STUD-WHEEL (1/2" - 20 X 1.99")	6	
7	(154867001)	WHEEL STUD - PRESSED	6	
8	131334019	NUT WHEEL	6	
9	154871001	PIN - COTTER	1	
10	131334013	WASHER SPINDLE	1	
10	(154872001)	WASHER - SPINDLE	1	
11	131334005	BRAKE ASSEMBLY-LEFT	1	Breakdown Fig. 2-2T02
11	(154896001)	BRAKE ASSEMBLY - LH, COMPLETE	1	Breakdown Fig. 2-2T02
	131334007	BRAKE ASSEMBLY-RIGHT	1	Breakdown Fig. 2-2T02
	(154897001)	BRAKE ASSEMBLY - RH, COMPLETE	1	Breakdown Fig. 2-2T02
12	154901001	HUB - GREASE B.C. 6 X 5.50	1	Includes Ref. #'s 3, 4 & 7
13	147907001	SPINDLE NUT	1	
	180006500	AXLE - TORSION, ELECTRIC BRAKES	1	Complete

Breakdown - Electric Brakes (SN 20412-27195)

Fig 02-01T02

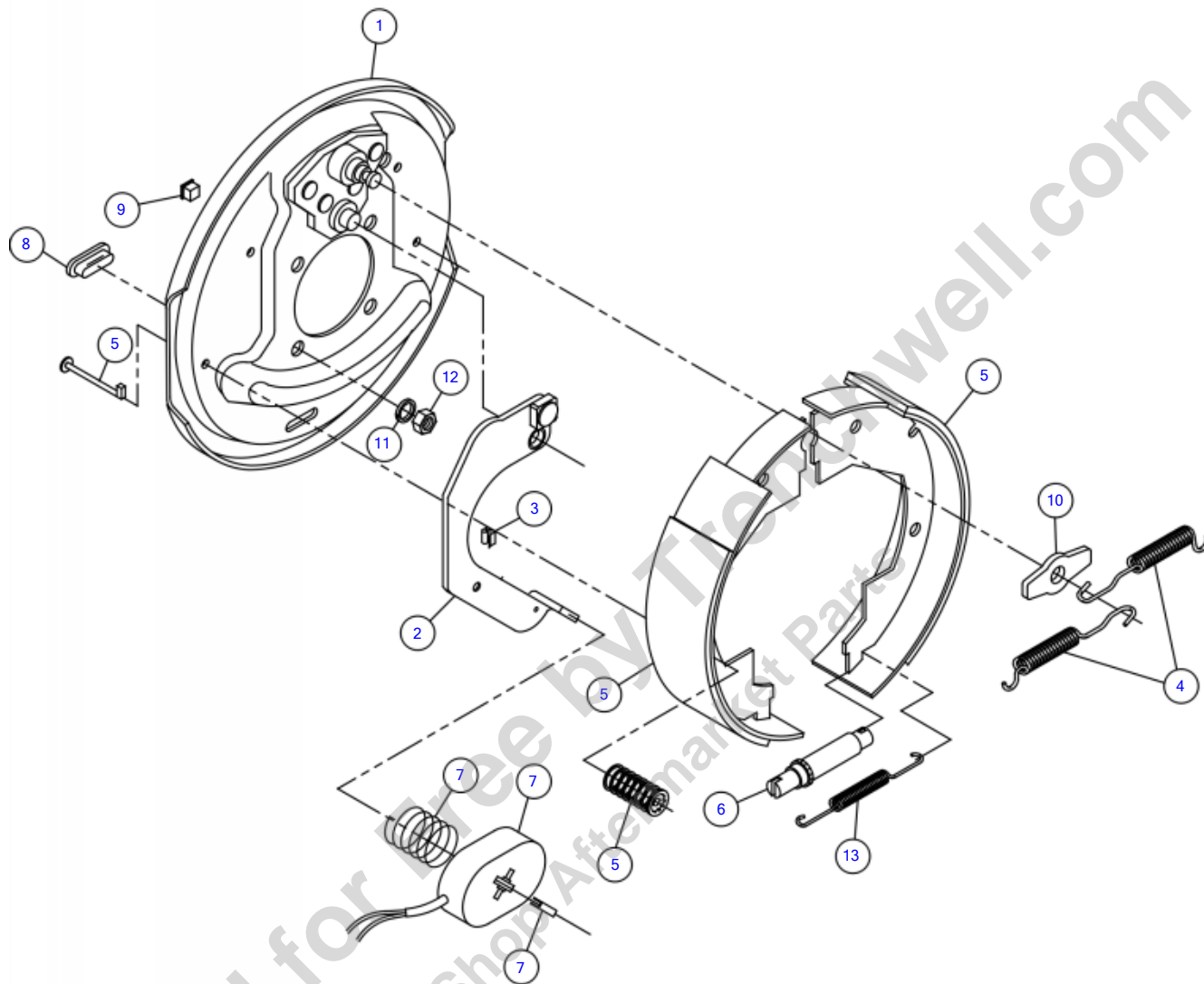


ILLUSTRATION NO. 180017860_BD – Not For Ordering

Breakdown - Electric Brakes (SN 20412-27195)

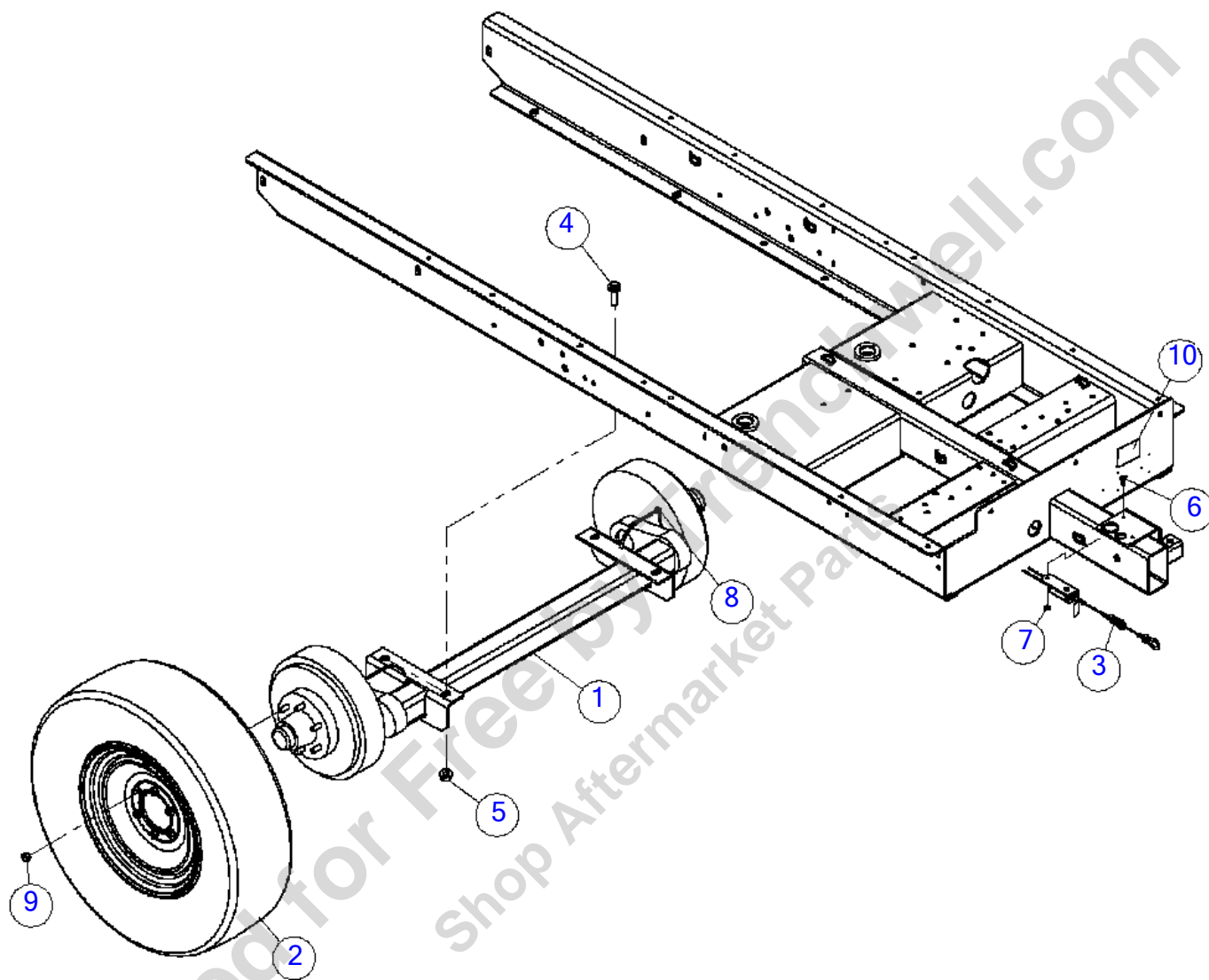
Fig 02-01T02

REF NO.	PART NO.	DESCRIPTION	QTY.	REMARKS
1	154898001	BACKING PLATE ASSEMBLY	1	
2	154899001	LH ACTUATING LEVER ARM ASSY	1	
	154900001	RH ACTUATING LEVER ARM ASSY	A/R	
3	154882001	CLIP - WIRE	1	
4	131334023	SPRING RETRACTOR	1	
5	147941001	SHOE & LINING KIT	1	
5	(131334009)	SHOE AND LININGS KIT	1	
6	131334027	ADJUSTER ASSEMBLY	1	
7	154905001	KIT - MAGNET	1	
8	154887001	PLUG	1	
9	296253394	WIRE GROMMET	1	
10	154881001	WASHER - BRAKE	1	
11	154909001	LOCKWASHER - BRAKES	1	
12	154910001	NUT - BRAKE MOUNTING	1	
13	131334029	SPRING-ADJUSTING SCREW	1	
	131334007	BRAKE ASSEMBLY-RIGHT	A/R	Includes Ref. #'s 1-13
	(154897001)	BRAKE ASSEMBLY - RH, COMPLETE	A/R	Includes Ref. #'s 1-13
	131334005	BRAKE ASSEMBLY-LEFT	A/R	Includes Ref. #'s 1-13
	(154896001)	BRAKE ASSEMBLY - LH, COMPLETE	A/R	Includes Ref. #'s 1-13
	180006500	AXLE - TORSION, ELECTRIC BRAKES	A/R	Includes Ref. #'s 1-13

Provided for Free by Trencher.com
Shop Aftermarket Parts

Axle - 5200 lb/Electric Brakes (SN 19200-20411)

Fig 02-02



Axle - 5200 lb/Electric Brakes (SN 19200-20411)

Fig 02-02

REF NO.	PART NO.	DESCRIPTION	QTY.	REMARKS
1	180006500	AXLE - TORSION, ELECTRIC BRAKES	1	Breakdown Fig. 2-2T01 & 2-2T02
2	180011791	TIRE/WHEEL ASSY-COMMON ST235/80R16LRE	2	Breakdown Fig. 2-2T03
3	149883001	SWITCH - 60" TONGUE EXT. BREAKAWAY	1	
4	507614050	SCREW-HFS,M16-2.00X50,10.9,ANSI,B18.2.3.9M,FT	4	
5	507085016	NUT-HEXFLNG LOCK, M16-2.00,10.9,YZ,D6927	4	
6	507610020	SCREW,HFS,M6-1.00X20,10.9,YZ,D6921,FT	1	
7	507085006	NUT-HEXFLNG LOCK,M6-1.00,10.9,YZ,D6927	1	
8	58151001	STRAP-CABLE TIE-T120R-0 15"	2	
9	131334019	NUT WHEEL	12	
9	(154868001)	WHEEL NUT - 1/2-20	12	
10	7000F916	DECAL-TIRE INFORMATION	1	

Provided for Free by Trenchwell.com
Shop Aftermarket Parts

Axle - 5200 lb/Electric Brakes (SN 20412-20414)

Fig 02-02R01

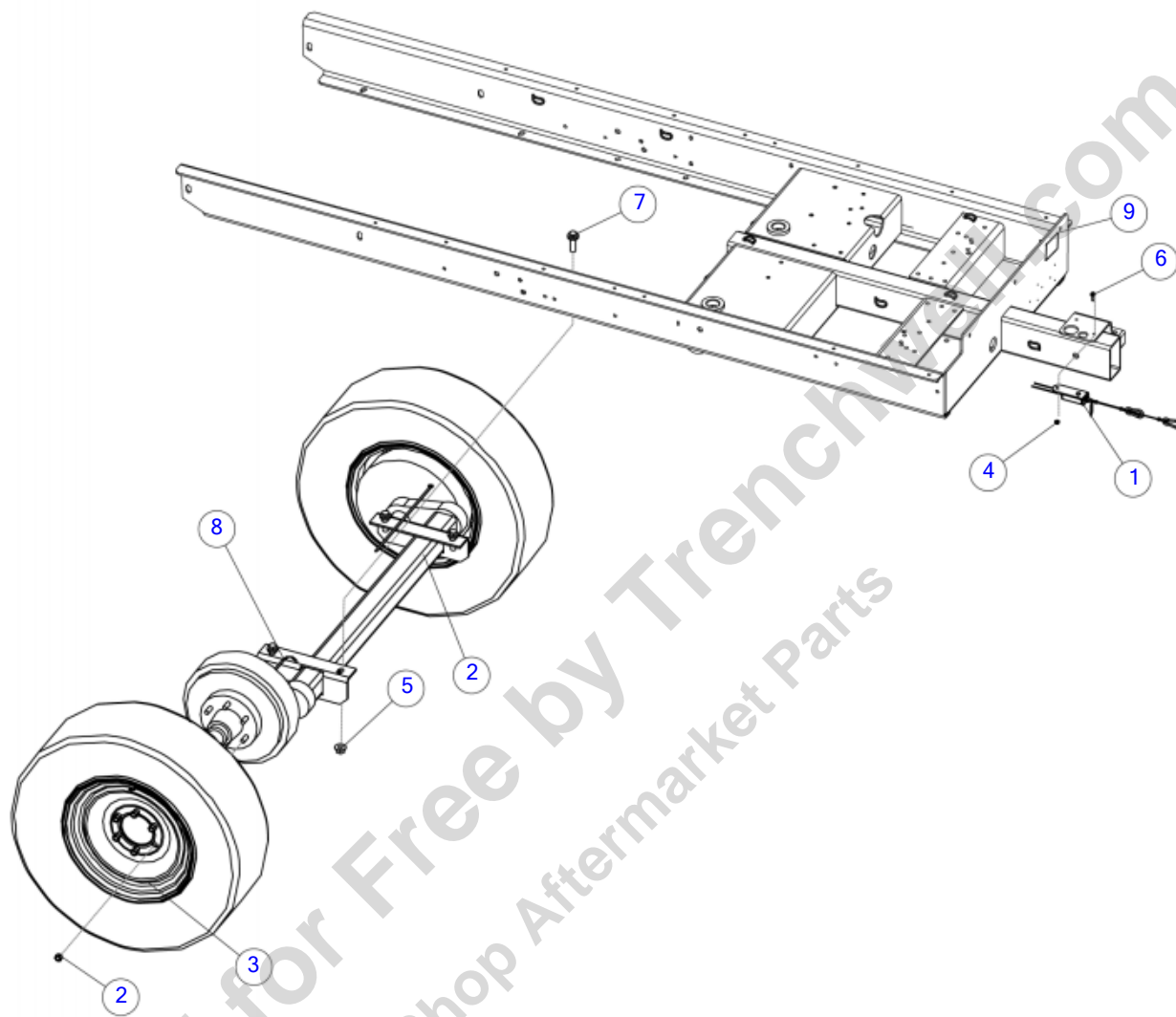


Illustration No: 163672301 - Not For Ordering

Axle - 5200 lb/Electric Brakes (SN 20412-20414)

Fig 02-02R01

REF NO.	PART NO.	DESCRIPTION	QTY.	REMARKS
1	149883001	SWITCH - 60" TONGUE EXT. BREAKAWAY	1	
2	163674757	AXLE - TORSION ELECTRIC BRAKES-5200#	1	Breakdown Fig. 2-2T01 & 2-2T02
3	180011791	TIRE/WHEEL ASSY-COMMON ST235/80R16LRE	2	Breakdown Fig. 2-2T03
4	507085006	NUT-HEXFLNG LOCK,M6-1.00,10.9,YZ,D6927	1	
5	507085016	NUT-HEXFLNG LOCK, M16-2.00,10.9,YZ,D6927	4	
6	507610020	SCREW,HFS,M6-1.00X20,10.9,YZ,D6921,FT	1	
7	507614050	SCREW-HFS,M16-2.00X50,10.9,ANSI,B18.2.3.9M,FT	4	
8	58151001	STRAP-CABLE TIE-T120R-0 15"	2	
9	7000F916	DECAL-TIRE INFORMATION	1	

Provided for Free by Trenchwell.com
Shop Aftermarket Parts

Axle - 5200 lb/Electric Brakes (SN 20415-27195)

Fig 02-02R02

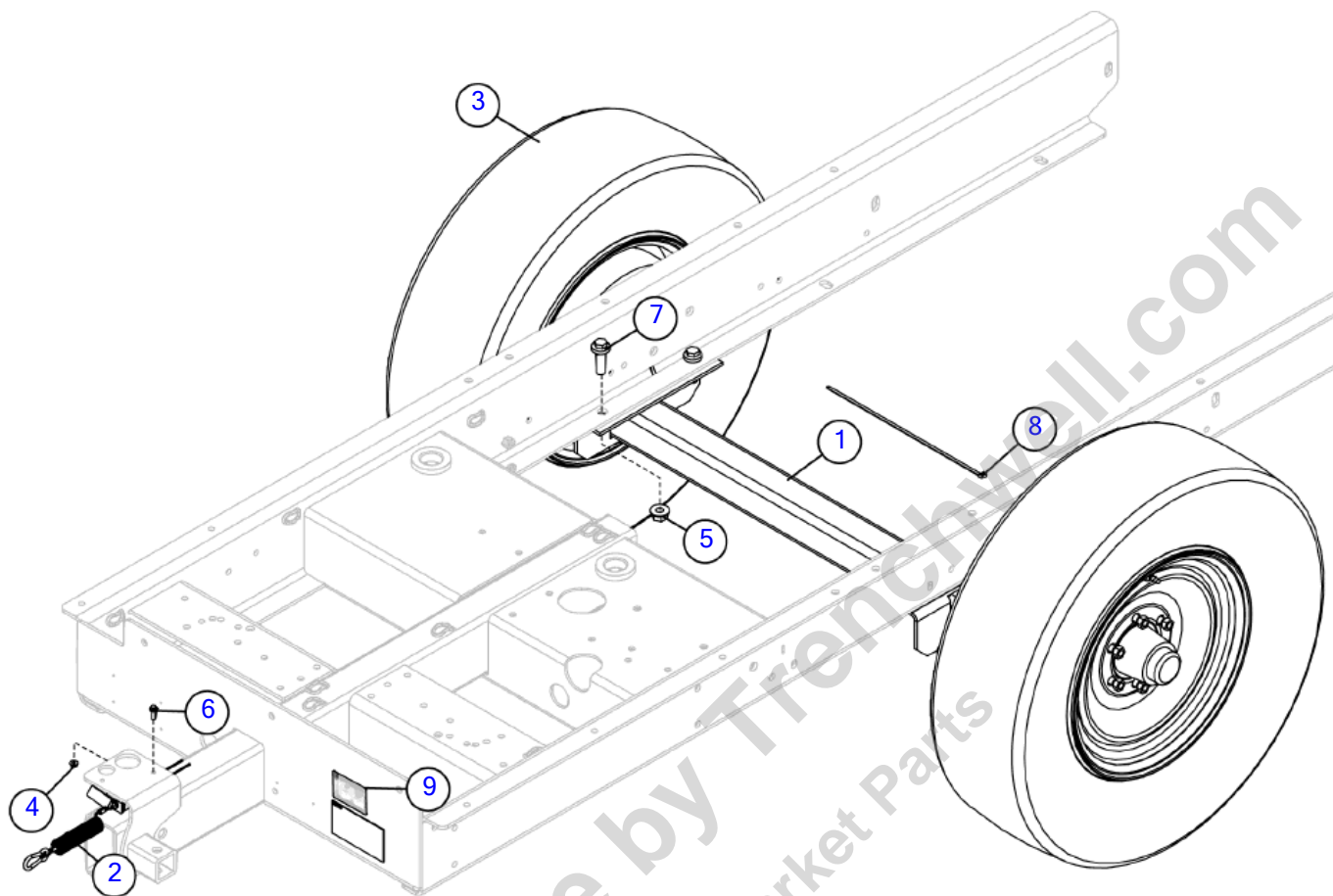


Illustration No: 163672301- Not For Ordering

Axle - 5200 lb/Electric Brakes (SN 20415-27195)

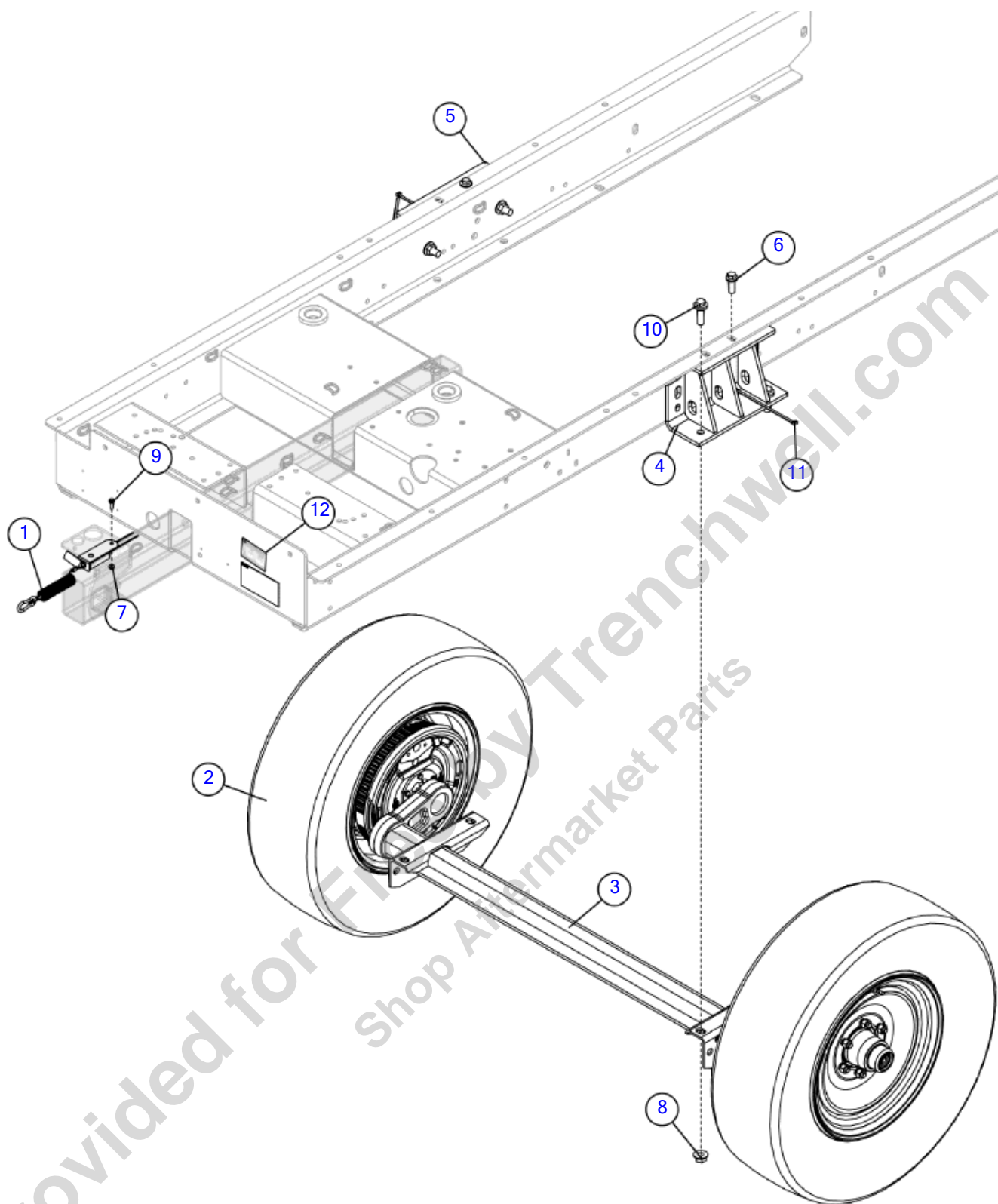
Fig 02-02R02

REF NO.	PART NO.	DESCRIPTION	QTY.	REMARKS
1	163674757	AXLE - TORSION ELECTRIC BRAKES-5200#	1	Breakdown Fig. 2-2T01 & 2-2T02
2	163713472	SWITCH - BREAKAWAY - 72"	1	
3	180011791	TIRE/WHEEL ASSY-COMMON ST235/80R16LRE	2	Breakdown Fig. 2-2T03
4	507085006	NUT-HEXFLNG LOCK,M6-1.00,10.9,YZ,D6927	1	
5	507085016	NUT-HEXFLNG LOCK, M16-2.00,10.9,YZ,D6927	4	
6	507610020	SCREW,HFS,M6-1.00X20,10.9,YZ,D6921,FT	1	
7	507614050	SCREW-HFS,M16-2.00X50,10.9,ANSI,B18.2.3.9M,FT	4	
8	58151001	STRAP-CABLE TIE-T120R-0 15"	2	
9	7000F916	DECAL-TIRE INFORMATION	1	

Provided for Free by Trenchwell.com
Shop Aftermarket Parts

Axle - 5200 lb/Electric Brakes (SN 27196-27860)

Fig 02-02R03



Axle - 5200 lb/Electric Brakes (SN 27196-27860)

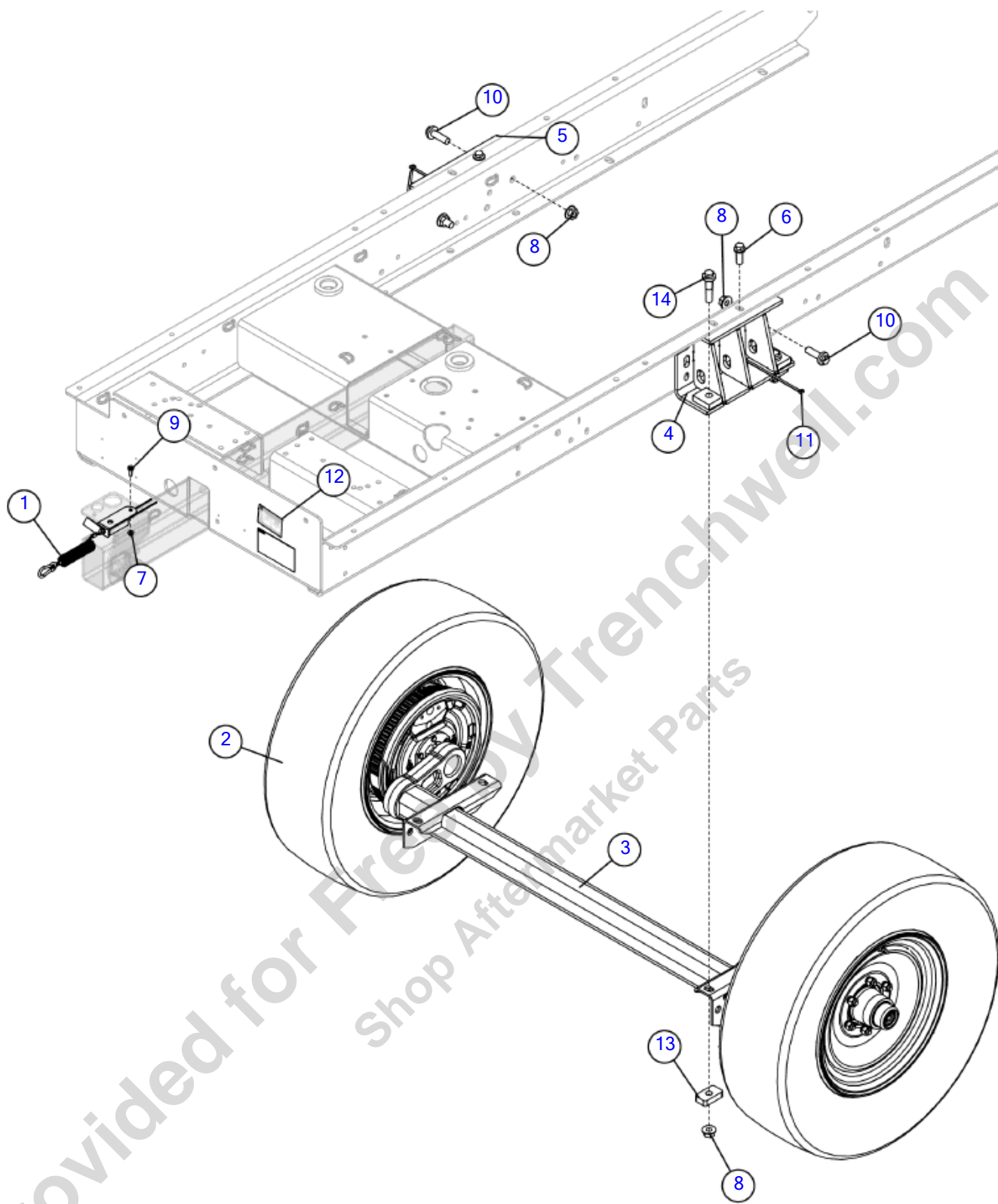
Fig 02-02R03

REF NO.	PART NO.	DESCRIPTION	QTY.	REMARKS
1	163713472	SWITCH - BREAKAWAY - 72"	1	
2	180011791	TIRE/WHEEL ASSY-COMMON ST235/80R16LRE	2	Breakdown Fig. 2-2T03
3	180031576	AXLE-TORSION ELECTRIC BRAKES-5200 LB	1	Breakdown Fig. 2-2T01R01
4	180032243	WELDMENT - BC1000XL WIDE AXLE MOUNT RIGHT SIDE	1	
5	180032244	WELDMENT - BC1000XL WIDE AXLE MOUNT LEFT SIDE	1	
6	296300879	SCREW - HFS M14 2.0X40 10.9 YZ DIN6921	2	
7	507085006	NUT-HEXFLNG LOCK,M6-1.00,10.9,YZ,D6927	1	
8	507085016	NUT-HEXFLNG LOCK, M16-2.00,10.9,YZ,D6927	7	
9	507610020	SCREW,HFS,M6-1.00X20,10.9,YZ,D6921,FT	1	
10	507614050	SCREW-HFS,M16-2.00X50,10.9,ANSI,B18.2.3.9M,FT	7	
11	58151001	STRAP-CABLE TIE-T120R-0 15"	2	
12	7000F916	DECAL-TIRE INFORMATION	1	

Provided for Free by Trenchwell.com
Shop Aftermarket Parts

Axle - 5200 lb/Electric Brakes (SN 27861-28606)

Fig 02-02R04



Axle - 5200 lb/Electric Brakes (SN 27861-28606)

Fig 02-02R04

REF NO.	PART NO.	DESCRIPTION	QTY.	REMARKS
1	163713472	SWITCH - BREAKAWAY - 72"	1	
2	180011791	TIRE/WHEEL ASSY-COMMON ST235/80R16LRE	2	Breakdown Fig. 2-2T03
3	180031576	AXLE-TORSION ELECTRIC BRAKES-5200 LB	1	Breakdown Fig. 2-2T01R01
4	180032243	WELDMENT - BC1000XL WIDE AXLE MOUNT RIGHT SIDE	1	
5	180032244	WELDMENT - BC1000XL WIDE AXLE MOUNT LEFT SIDE	1	
6	296300879	SCREW - HFS M14 2.0X40 10.9 YZ DIN6921	2	
7	507085006	NUT-HEXFLNG LOCK,M6-1.00,10.9,YZ,D6927	1	
8	507085016	NUT-HEXFLNG LOCK, M16-2.00,10.9,YZ,D6927	7	
9	507610020	SCREW,HFS,M6-1.00X20,10.9,YZ,D6921,FT	1	
10	507614050	SCREW-HFS,M16-2.00X50,10.9,ANSI,B18.2.3.9M,FT	3	
11	58151001	STRAP-CABLE TIE-T120R-0 15"	2	
12	7000F916	DECAL-TIRE INFORMATION	1	
13	163709839	SUPPORT AXLE BASE	4	
14	507614070	SCREW - HFS M16 2X70 10.9 YZ ZNSI B18.2.3.9M PT	4	

Provided for Free by Trenchwell.com
Shop Aftermarket Parts

Axle - 5200 lb/Electric Brakes (SN 28607-)

Fig 02-02R05

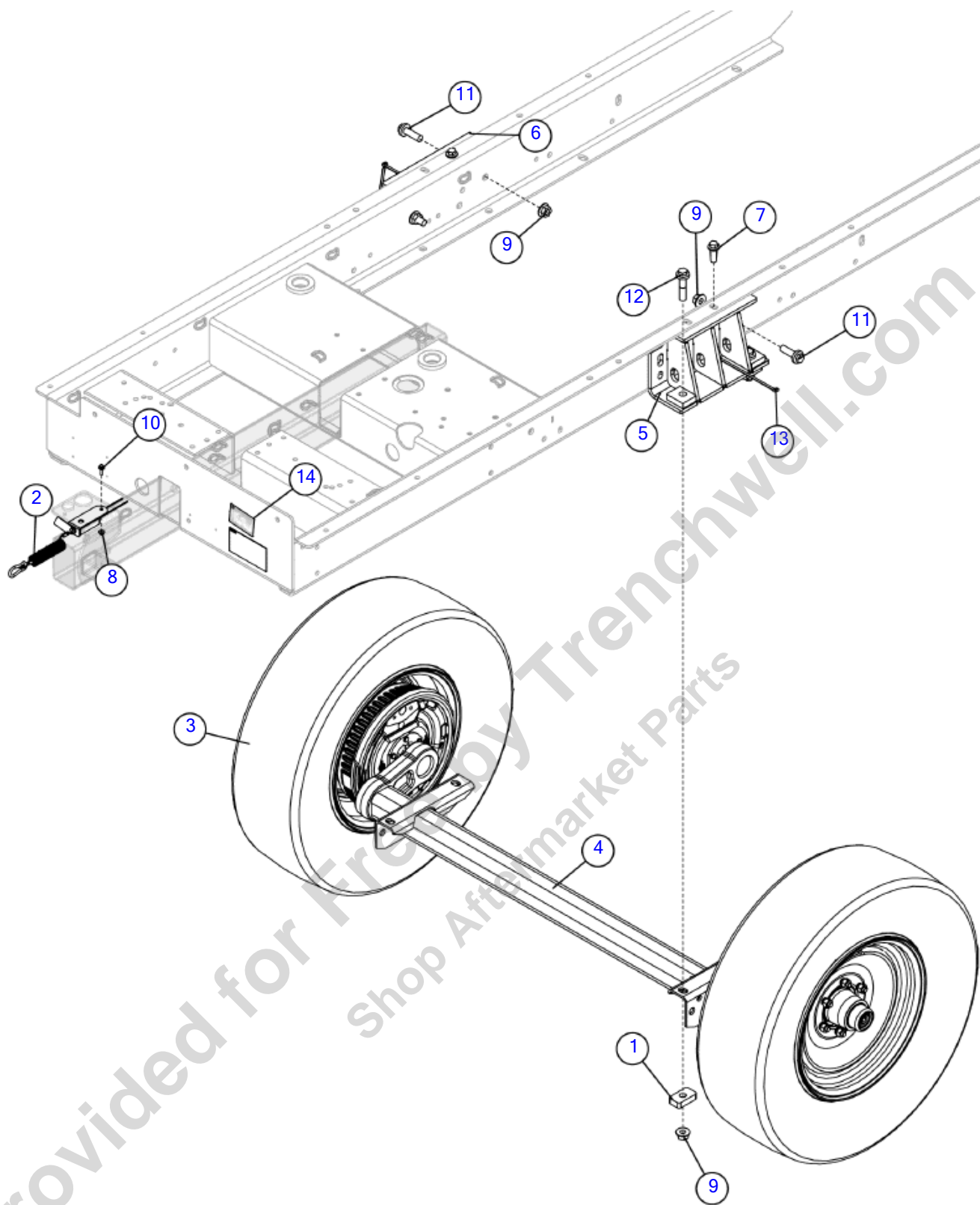


Illustration No: 180032236- Not For Ordering

Axle - 5200 lb/Electric Brakes (SN 28607-)

Fig 02-02R05

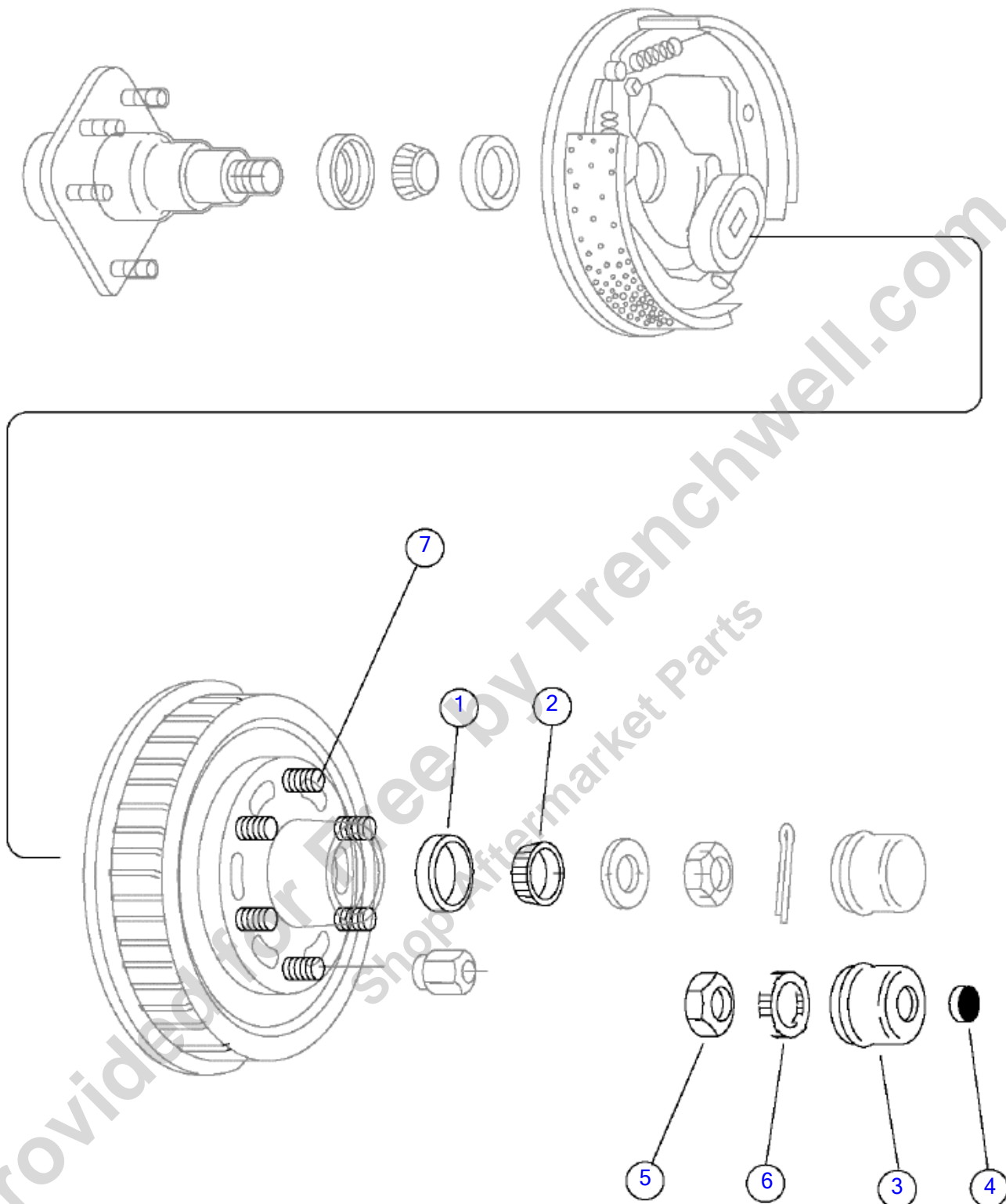
REF NO.	PART NO.	DESCRIPTION	QTY.	REMARKS
1	163709839	SUPPORT AXLE BASE	4	
2	163713472	SWITCH - BREAKAWAY - 72"	1	
3	163777155	WHEEL ASSY-COMMON TIRE-ST235/8R16 LRE; 1/2 STUD	2	
4	180031576	AXLE-TORSION ELECTRIC BRAKES-5200 LB	1	Breakdown Fig. 2-2T01R01
5	180032243	WELDMENT - BC1000XL WIDE AXLE MOUNT RIGHT SIDE	1	
6	180032244	WELDMENT - BC1000XL WIDE AXLE MOUNT LEFT SIDE	1	
7	296300879	SCREW - HFS M14 2.0X40 10.9 YZ DIN6921	2	
8	507085006	NUT-HEXFLNG LOCK,M6-1.00,10.9,YZ,D6927	1	
9	507085016	NUT-HEXFLNG LOCK, M16-2.00,10.9,YZ,D6927	7	
10	507610020	SCREW,HFS,M6-1.00X20,10.9,YZ,D6921,FT	1	
11	507614050	SCREW-HFS,M16-2.00X50,10.9,ANSI,B18.2.3.9M,FT	3	
12	507614070	SCREW - HFS M16 2X70 10.9 YZ ZNSI B18.2.3.9M PT	4	
13	58151001	STRAP-CABLE TIE-T120R-0 15"	2	
14	7000F916	DECAL-TIRE INFORMATION	1	

Provided for Free by Trenchwell.com
Shop Aftermarket Parts

Breakdown - Axle Hub (SN 20415-27195)

Fig 02-02T01

Breakdown limited because: special tools or training required, parts not available, may void warranty, and/or not cost effective.



Breakdown - Axle Hub (SN 20415-27195)

Fig 02-02T01

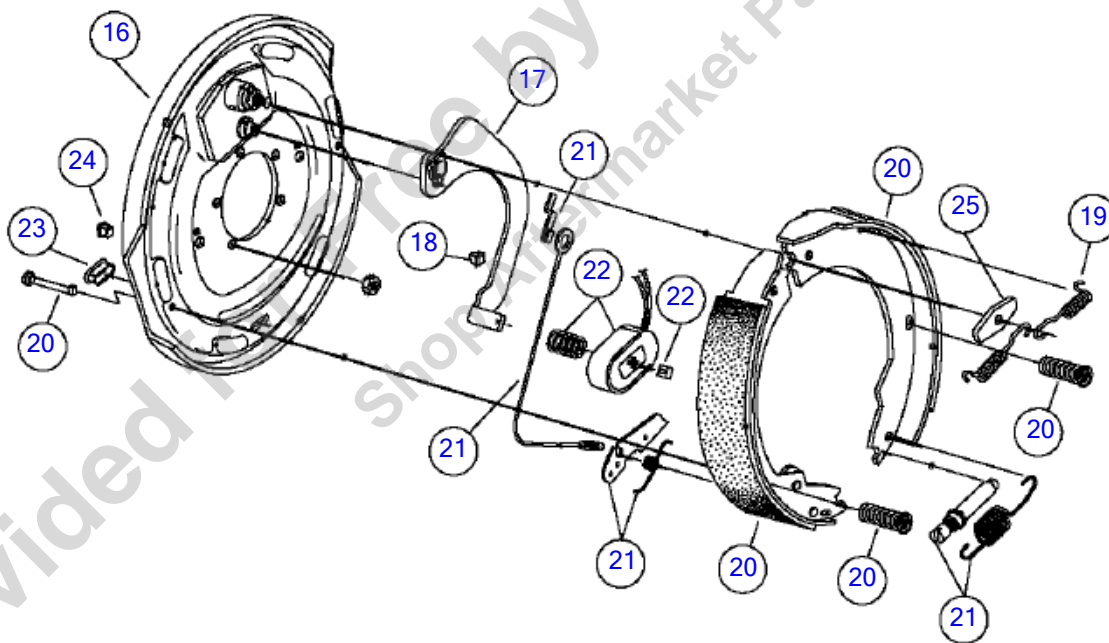
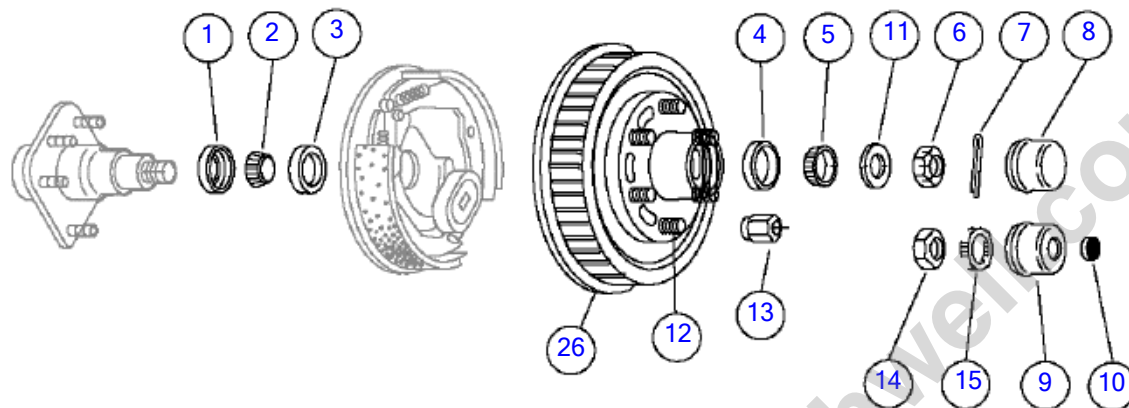
REF NO.	PART NO.	DESCRIPTION	QTY.	REMARKS
1	154914001	CUP - OUTER BEARING	1	
2	154915001	CONE - OUTER BEARING	1	
3	180025036	GREASE CUP	1	
4	180025037	GREASE PLUG	1	
5	163622451	NUT-JAM	1	
6	163622452	NUT SPINDLE RETAINER	1	
7	180025039	WHEEL STUD - PRESSED	6	
	163674757	AXLE - TORSION ELECTRIC BRAKES-5200#	1	Incl. All Items Above

Provided for Free by Trenchwell.com
Shop Aftermarket Parts

Breakdown- Axle

Fig 02-02T01R01

Breakdown limited because: special tools or training required, parts not available, may void warranty, and/or not cost effective.



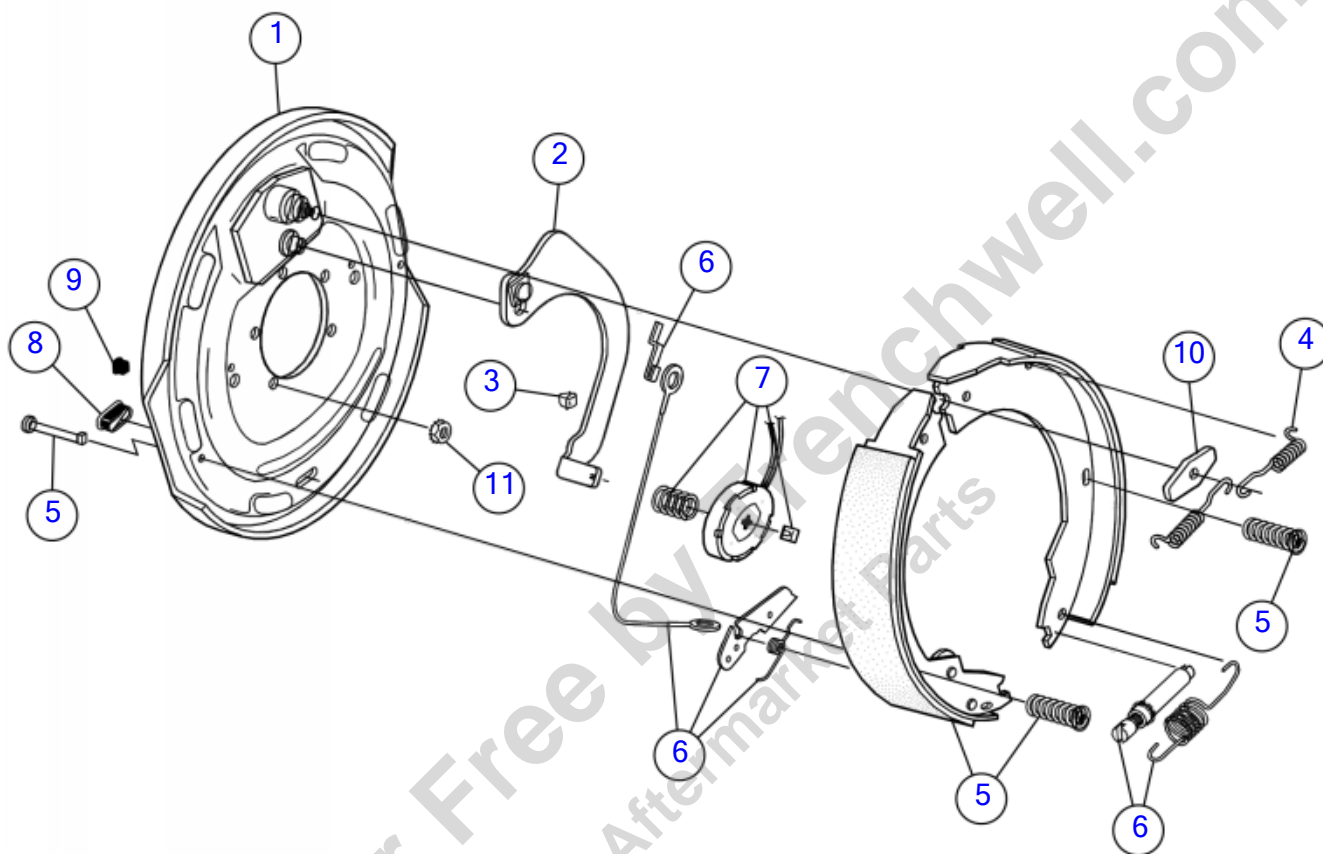
Breakdown- Axle

Fig 02-02T01R01

REF NO.	PART NO.	DESCRIPTION	QTY.	REMARKS
1	296263375	GREASE SEAL	1	
1	(180014413)	SEAL	1	
2	1716023	CONE-BEARING 1 3/4"	2	
2	(296263376)	INNER BEARING CONE (25580)	2	
3	1715023	CUP-BEARING-1 3/4"	1	
3	(154913001)	CUP - INNER BEARING	1	
4	154914001	CUP - OUTER BEARING	1	
5	154915001	CONE - OUTER BEARING	1	
6	147907001	SPINDLE NUT	1	
6	(296263381)	SPINDLE NUT	1	
7	180023817	COTTER PIN	1	
8	131334011	CAP-GREASE	1	
8	(154916001)	CAP - GREASE	1	
9	180025036	GREASE CUP	1	
10	180025037	GREASE PLUG	1	
11	71416003	WASHER 030095	1	
12	296263378	PRESSED STUD 1/2 -20	6	
13	131334019	NUT WHEEL	6	
13	(154868001)	WHEEL NUT - 1/2-20	6	
14	163622451	NUT-JAM	1	
15	163622452	NUT SPINDLE RETAINER	1	
16	147936001	BACKING PLATE ASSEMBLY	1	
17	180025028	LH ACTUATING LEVER ARM	1	
17	180025029	RH ACTUATING LEVER ARM	1	
18	154882001	CLIP - WIRE	2	
19	131334023	SPRING RETRACTOR	4	
19	(154883001)	SPRING - RETRACTOR	4	
20	180026991	LH SHOE & LININGS KIT	1	
20	180026990	RH SHOE & LININGS KIT	1	
21	180025032	BRAKE ADJUSTER KIT	1	
22	154905001	KIT - MAGNET	1	
23	154887001	PLUG	2	
24	296253394	WIRE GROMMET	1	
25	154881001	WASHER - BRAKE	1	
26	154901001	HUB - GREASE B.C. 6 X 5.50	1	
	180025026	LH COMPLETE BRAKE ASSEMBLY	1	Includes Ref # 16-24, 26
	180025027	RH COMPLETE BRAKE ASSEMBLY	1	Includes Ref # 16-24, 26
	180031576	AXLE-TORSION ELECTRIC BRAKES-5200 LB	1	Includes Ref # 1-16

Breakdown - Electric Brakes (SN 20415-27195)

Fig 02-02T02



Breakdown - Electric Brakes (SN 20415-27195)

Fig 02-02T02

REF NO.	PART NO.	DESCRIPTION	QTY.	REMARKS
1	154898001	BACKING PLATE ASSEMBLY	1	
2	154899001	LH ACTUATING LEVER ARM ASSY	1	
	154900001	RH ACTUATING LEVER ARM ASSY	1	
3	154882001	CLIP - WIRE	2	
4	131334023	SPRING RETRACTOR	2	
4	(154883001)	SPRING - RETRACTOR	2	
5	180026991	LH SHOE & LININGS KIT	1	
5	(180025030)	LH SHOE AND LINING KIT	1	
	180026990	RH SHOE & LININGS KIT	A/R	
	(180025031)	RH SHOE AND LINING KIT	A/R	
6	180025032	BRAKE ADJUSTER KIT	1	
7	154905001	KIT - MAGNET	1	
8	154887001	PLUG	2	
9	296253394	WIRE GROMMET	1	
9	(180023834)	WIRE GROMMET	1	
10	154881001	WASHER - BRAKE	1	
11	180025033	NUT WASHER	1	
	180025026	LH COMPLETE BRAKE ASSEMBLY	A/R	Includes Ref. #'s 1-11
	180025027	RH COMPLETE BRAKE ASSEMBLY	A/R	Includes Ref. #'s 1-11
	163674757	AXLE - TORSION ELECTRIC BRAKES-5200#	A/R	Complete

Breakdown - Electric Brakes (SN 27196-)

Fig 02-02T02R01

FIGURE REMOVED

Provided by Trenchwell.com
Shop Aftermarket Parts

Breakdown - Electric Brakes (SN 27196-)

Fig 02-02T02R01

REF NO.	PART NO.	DESCRIPTION	QTY.	REMARKS
		Figure Removed	A/R	

Provided for Free by Trenchwell.com
Shop Aftermarket Parts

Breakdown - Tire & Wheel (SN 20415-27195)

Fig 02-02T03

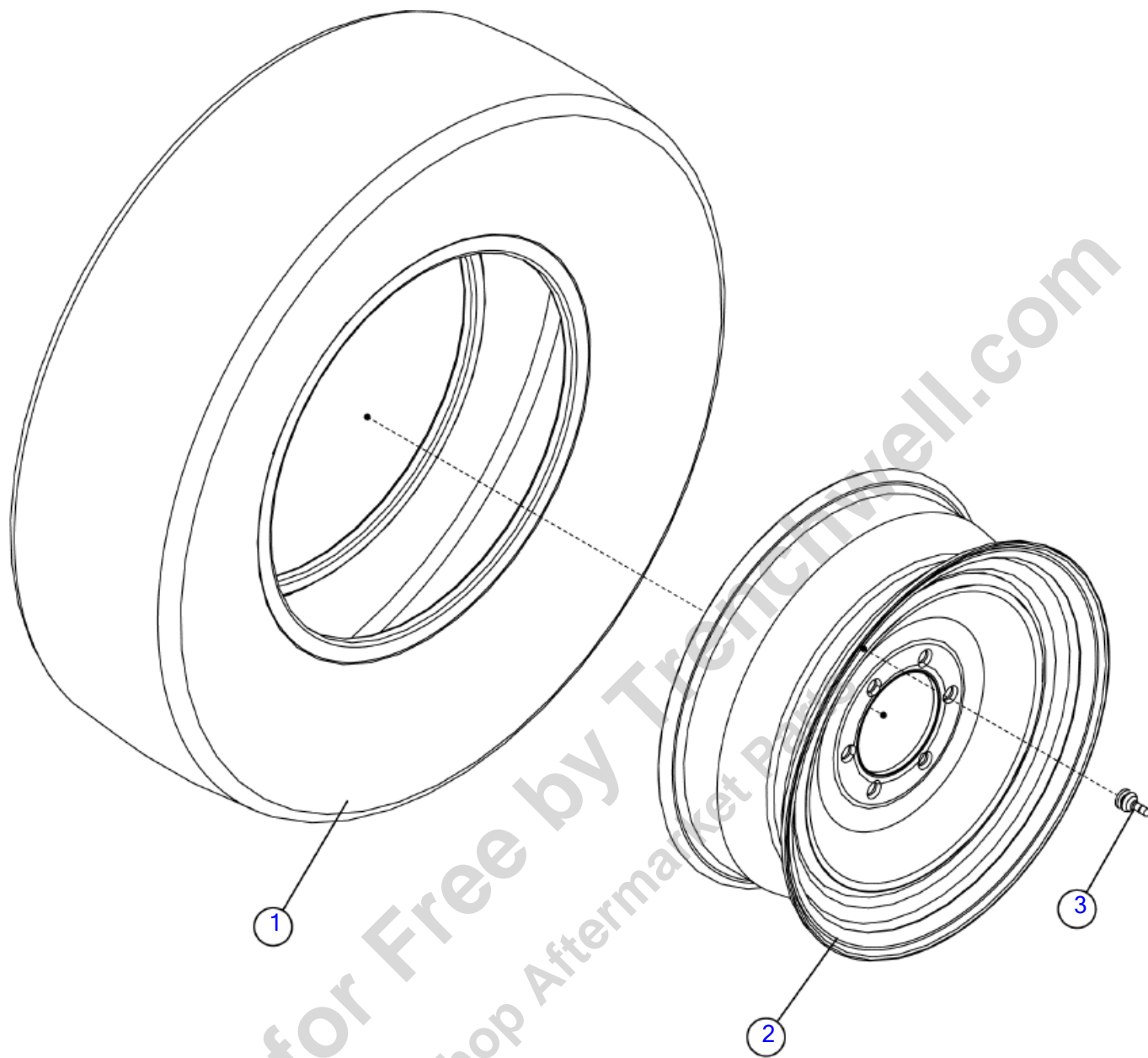


Illustration No: 180011791

Breakdown - Tire & Wheel (SN 20415-27195)

Fig 02-02T03

REF NO.	PART NO.	DESCRIPTION	QTY.	REMARKS
1	180009551	TIRE-ST235/80R16	1	
2	180011790	RIM-6 BOLT,16 X 6, 1/2" POS. OFFSET	1	
3	2250001	STEM- TR415 DILL VALVE	1	
	180011791	TIRE/WHEEL ASSY-COMMON ST235/80R16LRE	A/R	Includes Refs. 1-3

Provided for Free by Trenchwell.com
Shop Aftermarket Parts

Axle - Wide 5200 lb/Electric Brakes (SN 26859-28606)

Fig 02-02X01

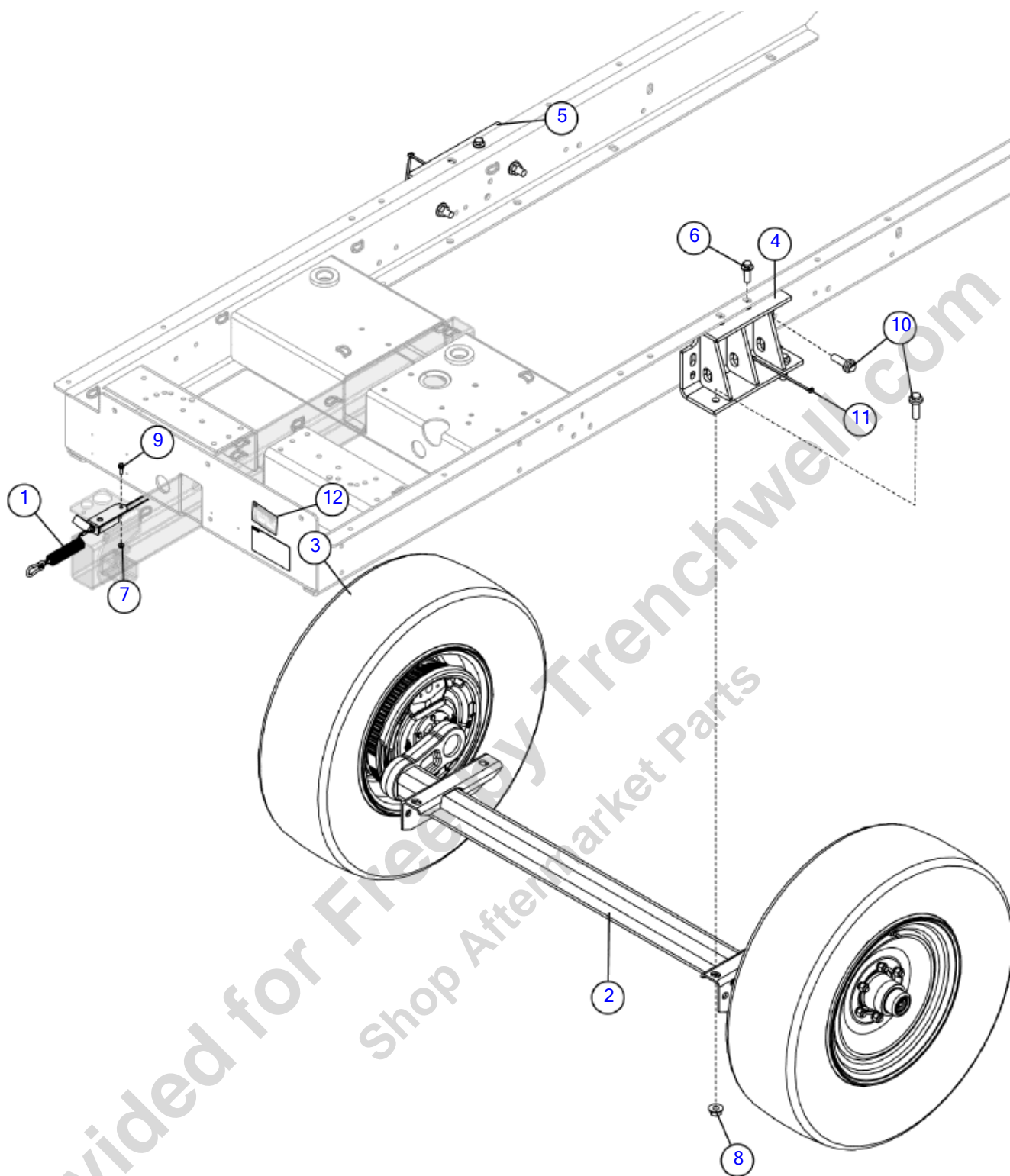


Illustration No: 180032260- Not For Ordering

Axle - Wide 5200 lb/Electric Brakes (SN 26859-28606)

Fig 02-02X01

REF NO.	PART NO.	DESCRIPTION	QTY.	REMARKS
1	163713472	SWITCH - BREAKAWAY - 72"	1	
2	180031576	AXLE-TORSION ELECTRIC BRAKES-5200 LB	1	Breakdown Fig. 2-2T01R01
3	180031581	WHEEL ASSY-GOODYEAR-ST235/80R16LRE;1/2 STUD;1/2OS	2	
4	180032243	WELDMENT - BC1000XL WIDE AXLE MOUNT RIGHT SIDE	1	
5	180032244	WELDMENT - BC1000XL WIDE AXLE MOUNT LEFT SIDE	1	
6	296300879	SCREW - HFS M14 2.0X40 10.9 YZ DIN6921	2	
7	507085006	NUT-HEXFLNG LOCK,M6-1.00,10.9,YZ,D6927	1	
8	507085016	NUT-HEXFLNG LOCK, M16-2.00,10.9,YZ,D6927	7	
9	507610020	SCREW,HFS,M6-1.00X20,10.9,YZ,D6921,FT	1	
10	507614050	SCREW-HFS,M16-2.00X50,10.9,ANSI,B18.2.3.9M,FT	7	
11	58151001	STRAP-CABLE TIE-T120R-0 15"	2	
12	7000F916	DECAL-TIRE INFORMATION	1	

Provided for Free by Trenchwell.com
Shop Aftermarket Parts

Axle - Wide 5200 lb/Electric Brakes (SN 28607-)

Fig 02-02X01R01

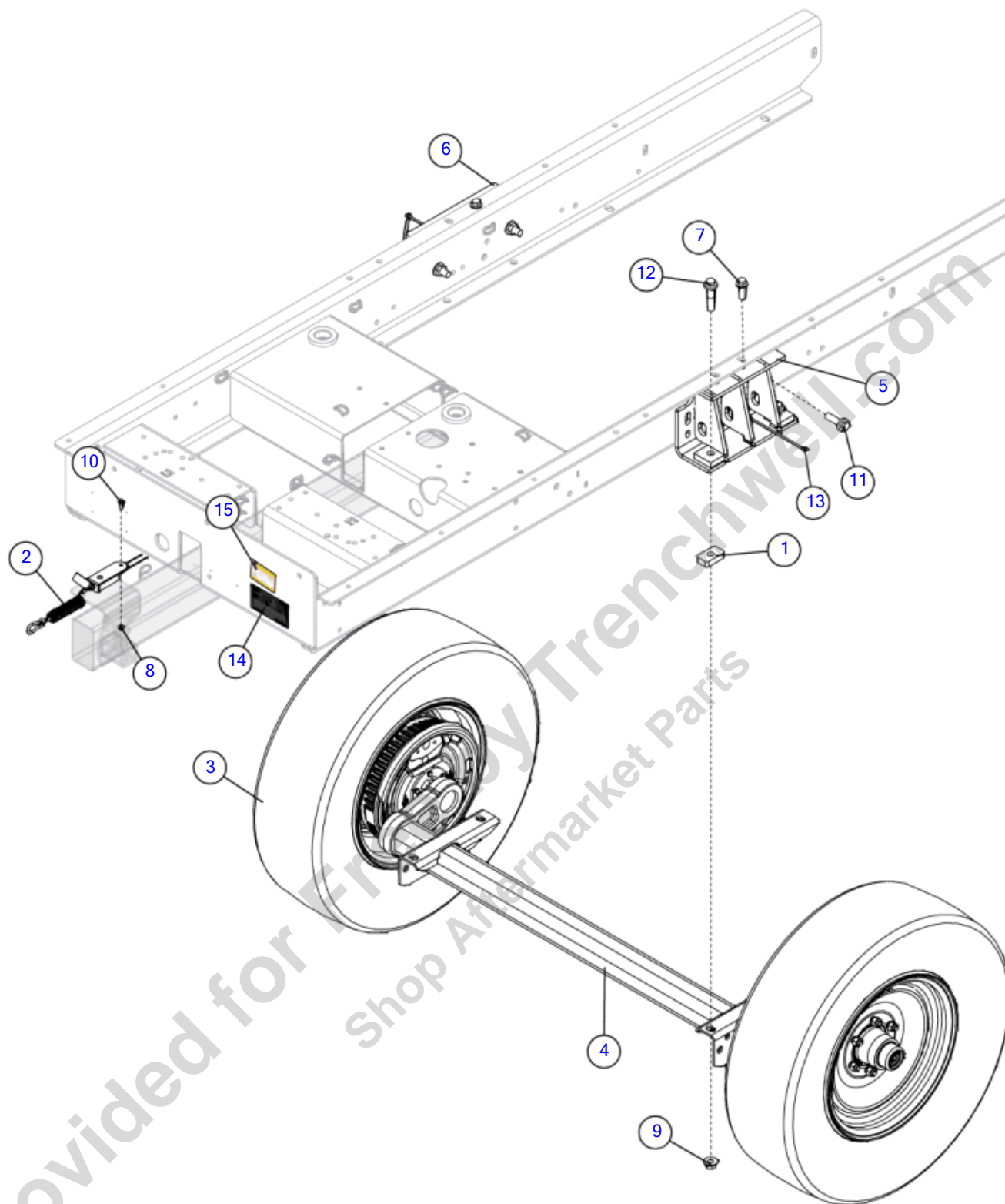


Illustration No: 180032260 - Not For Ordering

Axle - Wide 5200 lb/Electric Brakes (SN 28607-)

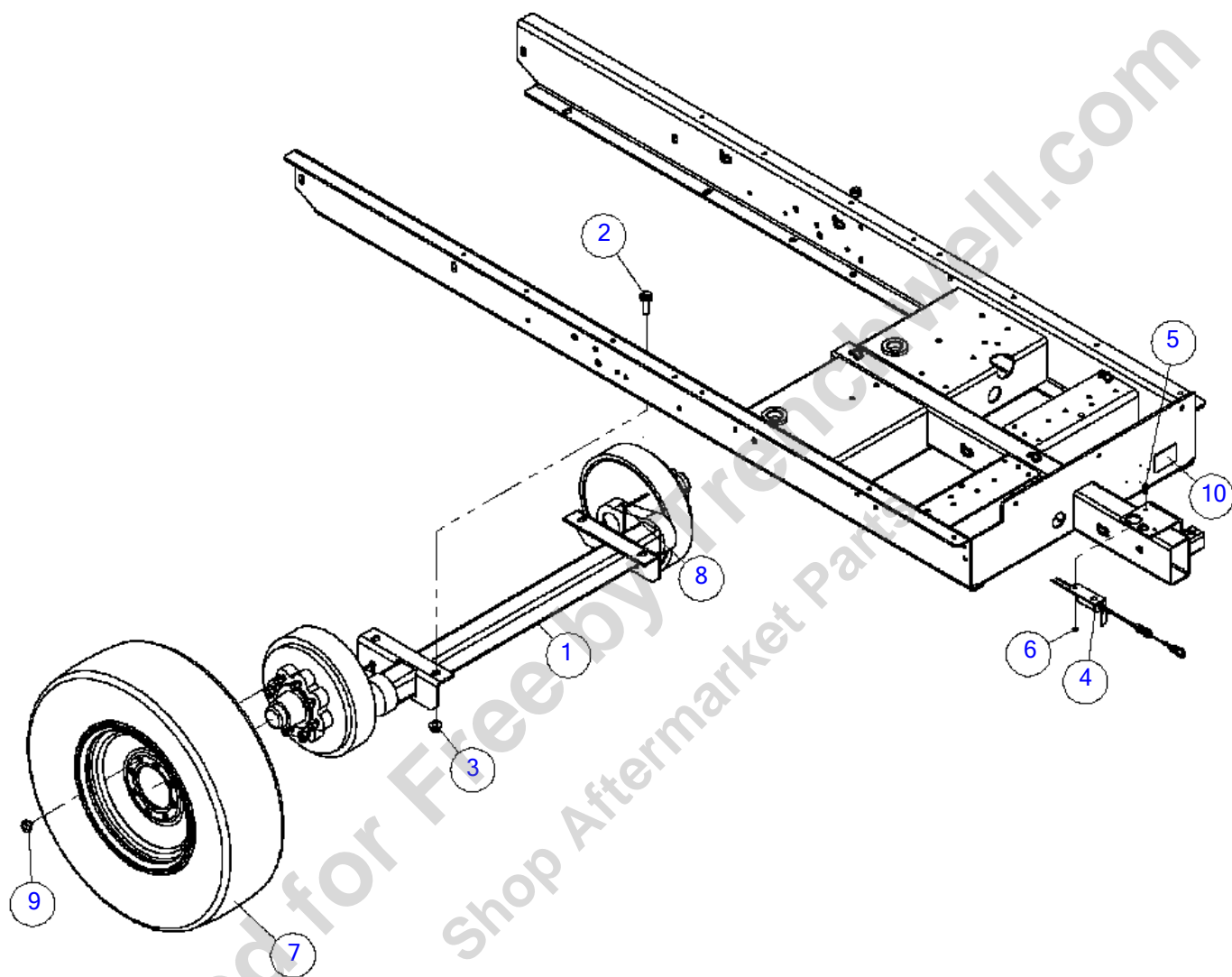
Fig 02-02X01R01

REF NO.	PART NO.	DESCRIPTION	QTY.	REMARKS
1	163709839	SUPPORT AXLE BASE	4	
2	163713472	SWITCH - BREAKAWAY - 72"	1	
3	163777156	WHEEL ASSY-GOODYEAR-ST235/8R16 LRE; 1/2 STUD	2	
4	180031576	AXLE-TORSION ELECTRIC BRAKES-5200 LB	1	Breakdown Fig. 2-2T01R01
5	180032243	WELDMENT - BC1000XL WIDE AXLE MOUNT RIGHT SIDE	1	
6	180032244	WELDMENT - BC1000XL WIDE AXLE MOUNT LEFT SIDE	1	
7	296300879	SCREW - HFS M14 2.0X40 10.9 YZ DIN6921	2	
8	507085006	NUT-HEXFLNG LOCK,M6-1.00,10.9,D6927	1	
9	507085016	NUT-HEXFLNG LOCK, M16-2.00,10.9,D6927	7	
10	507610020	SCREW,HFS,M6-1.00X20,10.9,D6921,FT	1	
11	507614050	SCREW-HFS,M16-2.00X50,10.9,ANSI,B18.2.3.9M,FT	3	
12	507614070	SCREW - HFS M16 2X70 10.9 B18.2.3.9M PT	4	
13	58151001	STRAP-CABLE TIE-T120R-0 15"	2	
14	7000F198	BC1000XL SERIAL PLATE - BAR CODE	1	
15	7000F916	DECAL-TIRE INFORMATION	1	

Provided for Free by Trenchwell.com
Shop Aftermarket Parts

Axle - 7000 lb/Electric Brakes (SN 19200-20411)

Fig 02-03



Axle - 7000 lb/Electric Brakes (SN 19200-20411)

Fig 02-03

REF NO.	PART NO.	DESCRIPTION	QTY.	REMARKS
1	163677500	AXLE-TORSION ELECTRIC BRAKE-7000#	1	Breakdown Fig. 2-3z01 & 2-3z02
2	507614050	SCREW-HFS,M16-2.00X50,10.9,ANSI,B18.2.3.9M,FT	4	
3	507085016	NUT-HEXFLNG LOCK, M16-2.00,10.9,YZ,D6927	4	
4	149883001	SWITCH - 60" TONGUE EXT. BREAKAWAY	1	
5	507610020	SCREW-HFS,M6-1.00X20,10.9,YZ,D6921,FT	1	
6	507085006	NUT-HEXFLNG LOCK,M6-1.00,10.9,YZ,D6927	1	
7	163647430	STANDARD TIRE-WHEEL ASSEMBLY	2	
8	58151001	STRAP-CABLE TIE-T120R-0 15"	2	
9	116621009	WHEEL NUT 5/8in 18 CONE	16	
10	7000F916	DECAL-TIRE INFORMATION	1	

Provided for Free by Trenchwell.com
Shop Aftermarket Parts

Axle - 7000 lb/Electric Brakes (SN 20412-21046)

Fig 02-03R01

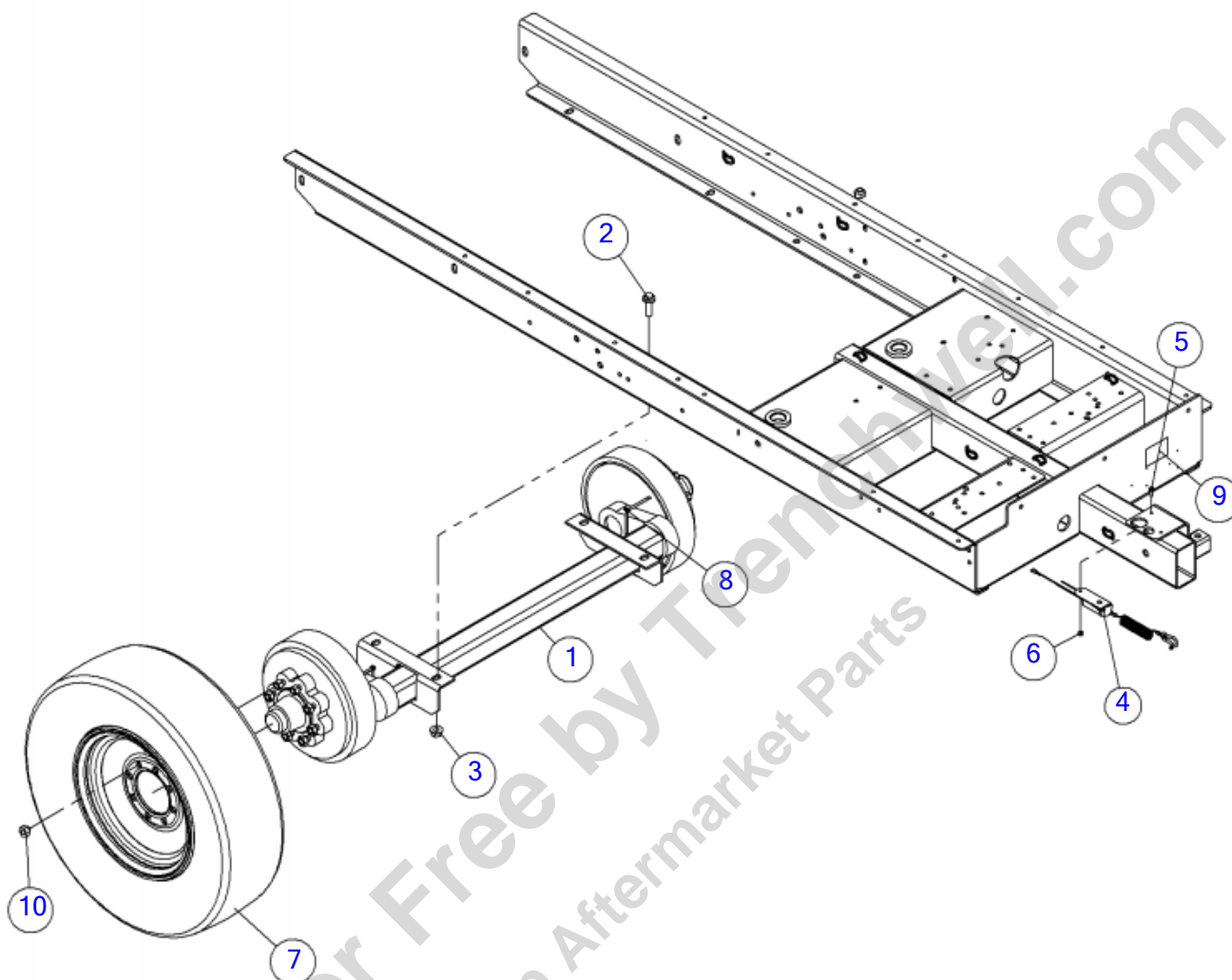


ILLUSTRATION NO: 163672353 Do Not Order

Axle - 7000 lb/Electric Brakes (SN 20412-21046)

Fig 02-03R01

REF NO.	PART NO.	DESCRIPTION	QTY.	REMARKS
1	163677500	AXLE-TORSION ELECTRIC BRAKE-7000#	1	
2	507614050	SCREW-HFS,M16-2.00X50,10.9,ANSI,B18.2.3.9M,FT	4	
3	507085016	NUT-HEXFLNG LOCK, M16-2.00,10.9,YZ,D6927	4	
4	163713472	SWITCH - BREAKAWAY - 72"	1	
5	507610020	SCREW-HFS,M6-1.00X20,10.9,YZ,D6921,FT	1	
6	507085006	NUT-HEXFLNG LOCK,M6-1.00,10.9,YZ,D6927	1	
7	163647430	STANDARD TIRE-WHEEL ASSEMBLY	2	
8	58151001	STRAP-CABLE TIE-T120R-0 15"	2	
9	7000F916	DECAL-TIRE INFORMATION	1	
10	116621009	WHEEL NUT 5/8in 18 CONE	16	

Provided for Free by Trenchwell.com
Shop Aftermarket Parts

Axle - 7000 lb/Electric Brakes (SN 21047-27195)

Fig 02-03R02

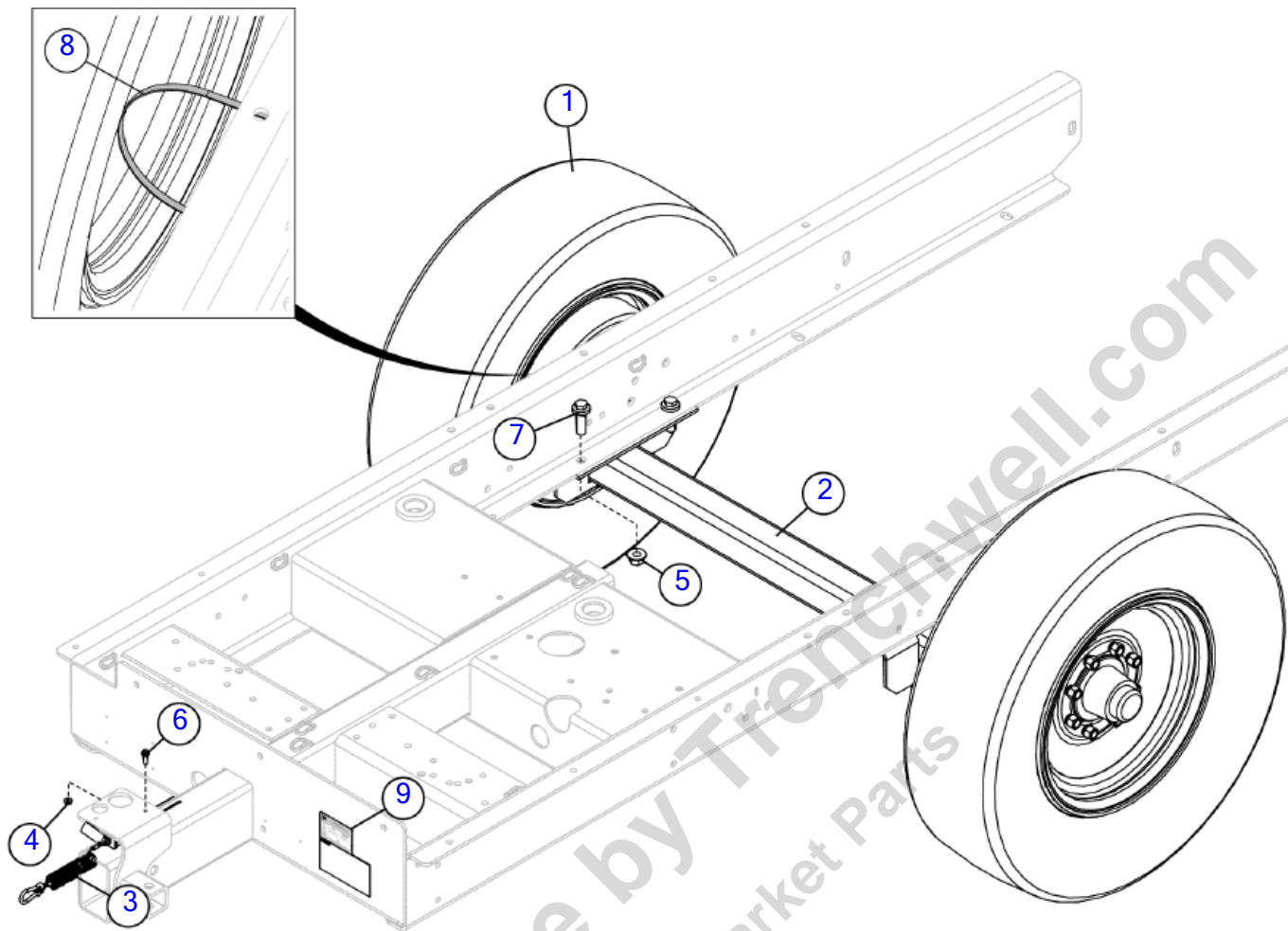


Illustration No: 163672353- Not For Ordering

Axle - 7000 lb/Electric Brakes (SN 21047-27195)

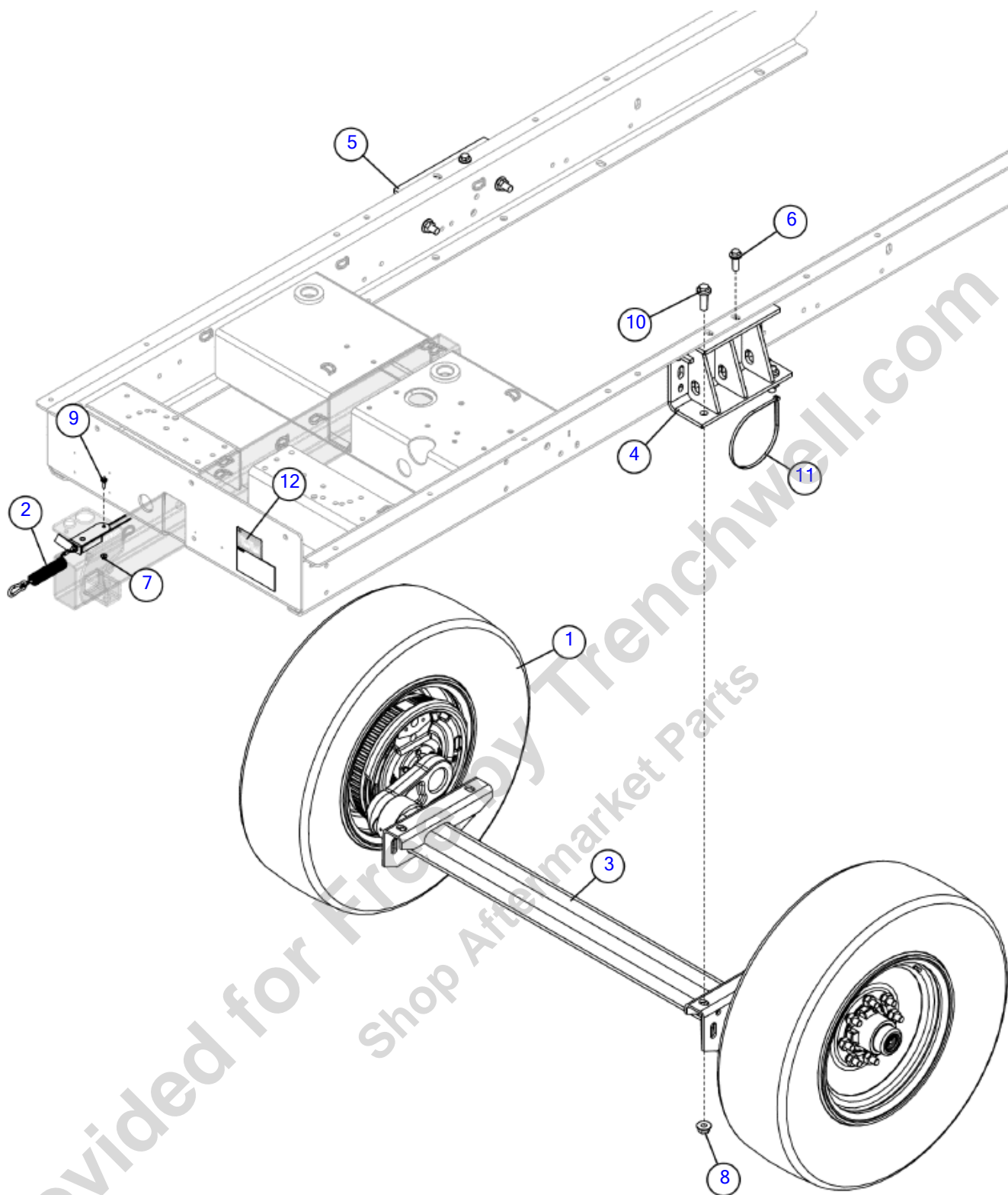
Fig 02-03R02

REF NO.	PART NO.	DESCRIPTION	QTY.	REMARKS
1	163647430	STANDARD TIRE-WHEEL ASSEMBLY	2	
	180009551	TIRE-ST235/80R16	2	
	163647428	STD. WHL, 16"X6" SILVER,8 ON 6.5;5/8 STUD;0 OFFSET	2	
2	163674759	AXLE - TORSION ELECTRIC BRAKES-7000#	1	Breakdown Fig. 2-3T01 & 2-3T02
3	163713472	SWITCH - BREAKAWAY - 72"	1	
4	507085006	NUT-HEXFLNG LOCK,M6-1.00,10.9,YZ,D6927	1	
5	507085016	NUT-HEXFLNG LOCK, M16-2.00,10.9,YZ,D6927	4	
6	507610020	SCREW,HFS,M6-1.00X20,10.9,YZ,D6921,FT	1	
7	507614050	SCREW-HFS,M16-2.00X50,10.9,ANSI,B18.2.3.9M,FT	4	
8	58151001	STRAP-CABLE TIE-T120R-0 15"	2	
9	7000F916	DECAL-TIRE INFORMATION	1	

Provided for Free by Trenchwell.com
Shop Aftermarket Parts

Axle - 7000 lb/Electric Brakes (SN 27196-27860)

Fig 02-03R03



Axle - 7000 lb/Electric Brakes (SN 27196-27860)

Fig 02-03R03

REF NO.	PART NO.	DESCRIPTION	QTY.	REMARKS
1	103150001	BRAKE LINE 3/16X60 - SAE J1047	1	
2	107623001	TEE-3/16 UNION	1	
3	163672436	BRAKELINE - 7/16in X 22.0in - FSTR/M45	3	
4	163733573	BC1000XL - HYDRO BRAKE LINE MOUNT	1	
5	180011791	TIRE/WHEEL ASSY-COMMON ST235/80R16LRE	2	Breakdown Fig. 2-2T03
6	180014518	BRACKET - HYDRAULIC BRAKE LINE	2	
7	180032243	WELDMENT - BC1000XL WIDE AXLE MOUNT RIGHT SIDE	1	
8	180032244	WELDMENT - BC1000XL WIDE AXLE MOUNT LEFT SIDE	1	
9	180032248	AXLE-TORSION HYDRAULIC BRAKES #11 TORFLEX	1	Breakdown Fig. 2-4T01R01
10	180032265	BC1000XL - HYDRO BRAKE LINE LEFT	1	
11	180032266	BC1000XL - HYDRO BRAKE LINE RIGHT	1	
12	2595005	HOSE CLAMP - 1/4" "P" STYLE	5	
13	296300879	SCREW - HFS M14 2.0X40 10.9 YZ DIN6921	2	
14	4680001	CLIP-BRAKE HOSE 5188 WTHR-HD	3	
15	506043008	NUT-HEX,NYL,M8 -1.25,YZ,D985	4	
16	507085012	NUT-HEXFLNG LOCK, M12-1.75,10.9,YZ,D6927	2	
17	507085016	NUT-HEXFLNG LOCK, M16-2.00,10.9,YZ,D6927	7	
18	507611016	SCREW-HFS,M8-1.25X16,10.9,YZ,D6921,FT	6	
19	507613030	SCREW-HFS,M12-1.75X30,10.9,YZ,ANSI,B18.2.3.9M,PT	2	
20	507614050	SCREW-HFS,M16-2.00X50,10.9,ANSI,B18.2.3.9M,FT	7	
21	59634001	SINGLE NYTIE - 8"	1	
22	7000F916	DECAL-TIRE INFORMATION	1	

Axle - 7000 lb/Electric Brakes (SN 27861-29925)

Fig 02-03R04

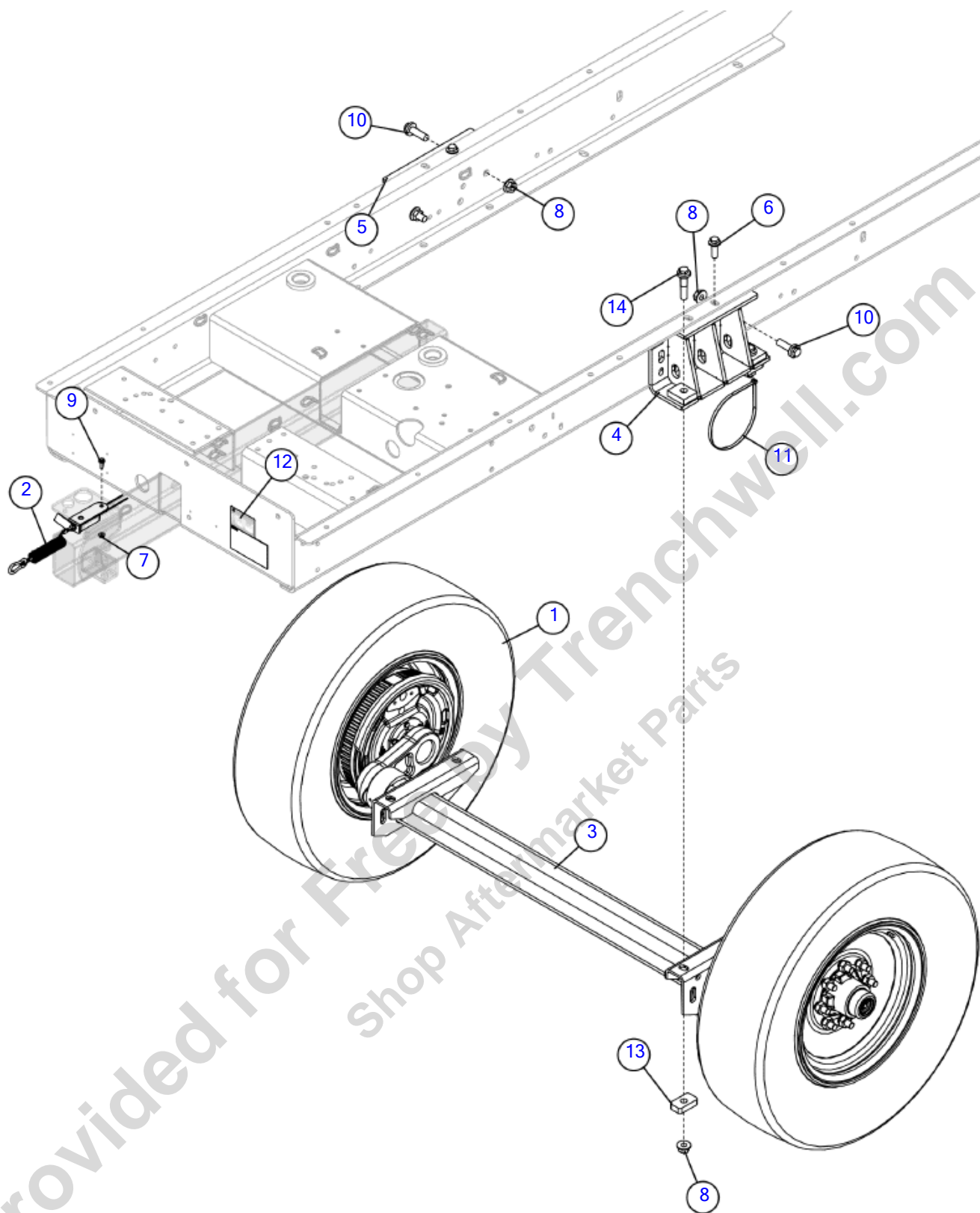


Illustration No: 180032261- Not For Ordering

Axle - 7000 lb/Electric Brakes (SN 27861-29925)

Fig 02-03R04

REF NO.	PART NO.	DESCRIPTION	QTY.	REMARKS
1	163647430	STANDARD TIRE-WHEEL ASSEMBLY	2	
2	163713472	SWITCH - BREAKAWAY - 72"	1	
3	180031577	AXLE-TORSION ELECTRIC BRAKES-7000 LB	1	Breakdown Fig. 2-3T01R01
4	180032243	WELDMENT - BC1000XL WIDE AXLE MOUNT RIGHT SIDE	1	
5	180032244	WELDMENT - BC1000XL WIDE AXLE MOUNT LEFT SIDE	1	
6	296300879	SCREW - HFS M14 2.0X40 10.9 YZ DIN6921	4	
7	507085006	NUT-HEXFLNG LOCK,M6-1.00,10.9,D6927	2	
8	507085016	NUT-HEXFLNG LOCK, M16-2.00,10.9,D6927	14	
9	507610020	SCREW,HFS,M6-1.00X20,10.9,D6921,FT	2	
10	507614050	SCREW-HFS,M16-2.00X50,10.9,ANSI,B18.2.3.9M,FT	3	
11	58151001	STRAP-CABLE TIE-T120R-0 15"	4	
12	7000F916	DECAL-TIRE INFORMATION	2	
13	163709839	SUPPORT AXLE BASE	4	
14	507614070	SCREW - HFS M16 2X70 10.9 B18.2.3.9M PT	4	

Provided for Free by Trenchwell.com
Shop Aftermarket Parts

Axle - 7000lb/Electric Brakes 17.5" Wheel, (SN 29926-)

Fig 02-03R05

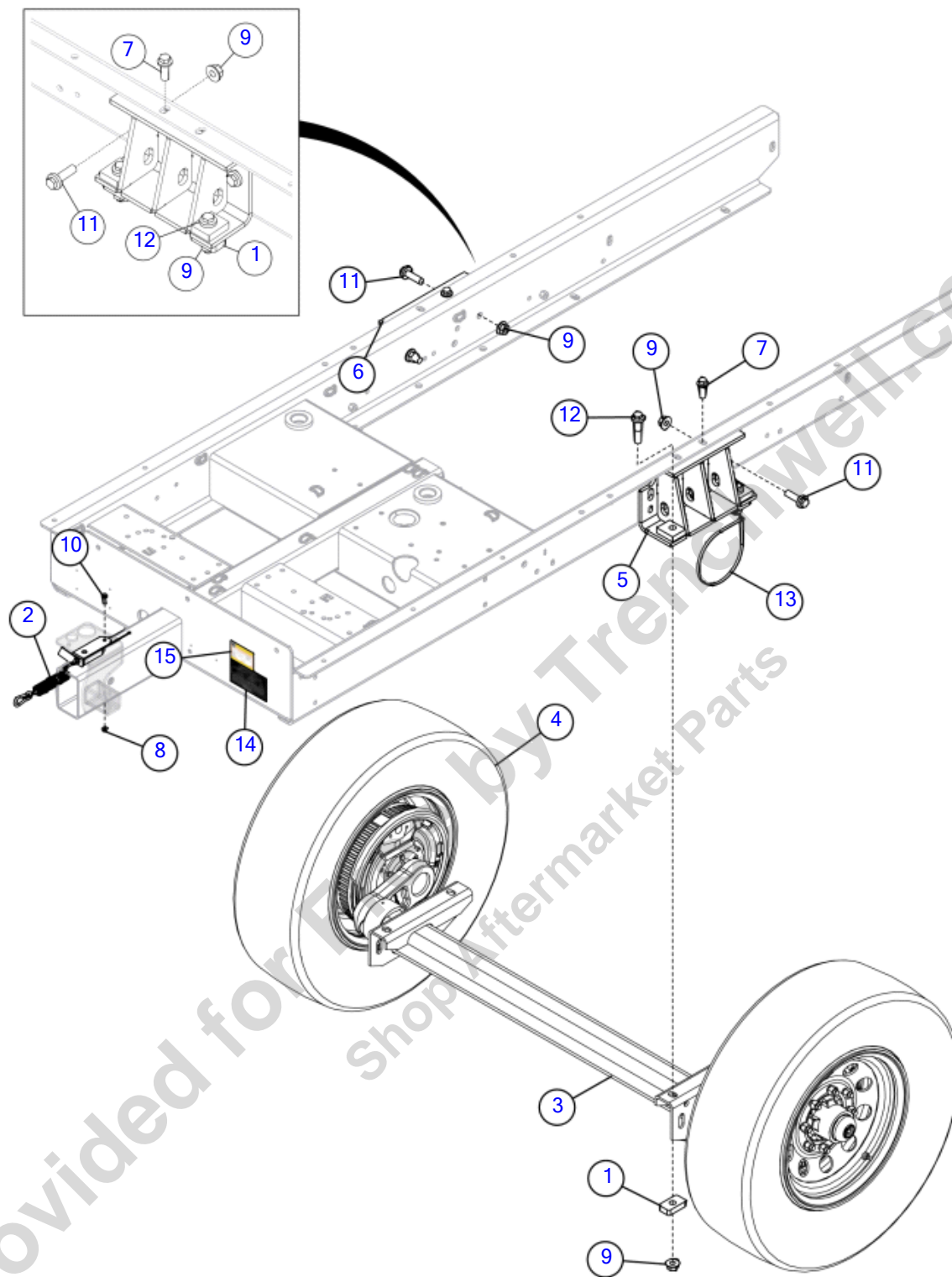


Illustration No: 180032261- Not For Ordering

Axle - 7000lb/Electric Brakes 17.5" Wheel, (SN 29926-)

Fig 02-03R05

REF NO.	PART NO.	DESCRIPTION	QTY.	REMARKS
1	163709839	SUPPORT AXLE BASE	4	
2	163713472	SWITCH - BREAKAWAY - 72"	1	
3	163769475	AXLE-7000#-10 DEGREE DOWNTRAIL	1	
4	163769477	WHEEL ASSEMBLY***DO NOT USE-OBSOLETE***	2	
5	180032243	WELDMENT - BC1000XL WIDE AXLE MOUNT RIGHT SIDE	1	
6	180032244	WELDMENT - BC1000XL WIDE AXLE MOUNT LEFT SIDE	1	
7	296300879	SCREW - HFS M14 2.0X40 10.9 YZ DIN6921	2	
8	507085006	NUT-HEXFLNG LOCK,M6-1.00,10.9,D6927	1	
9	507085016	NUT-HEXFLGL-M16-2.00-B	7	
10	507610020	SCREW,HFS,M6-1.00X20,10.9,D6921,FT	1	
11	507614050	SCREW-HFS,M16-2.00X50,10.9,ANSI,B18.2.3.9M,FT	3	
12	507614070	SCREW - HFS M16 2X70 10.9 B18.2.3.9M PT	4	
13	58151001	STRAP-CABLE TIE-T120R-0 15"	2	
14	7000D657	BC1000XL SERIAL PLATE-BAR CODE	1	
15	7000F916	DECAL-TIRE INFORMATION	1	

Provided for Free by Trenchwell.com
Shop Aftermarket Parts

Breakdown - Axle Hub (SN 21047-27195)

Fig 02-03T01

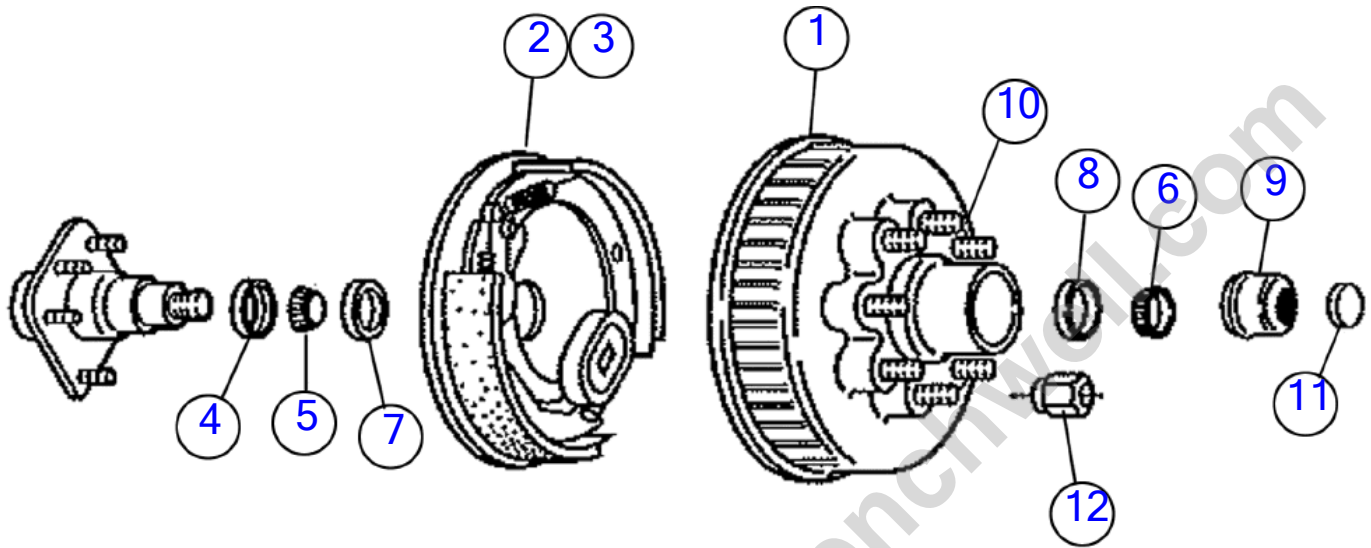


Illustration No. 163674759- Not For Ordering

Breakdown - Axle Hub (SN 21047-27195)

Fig 02-03T01

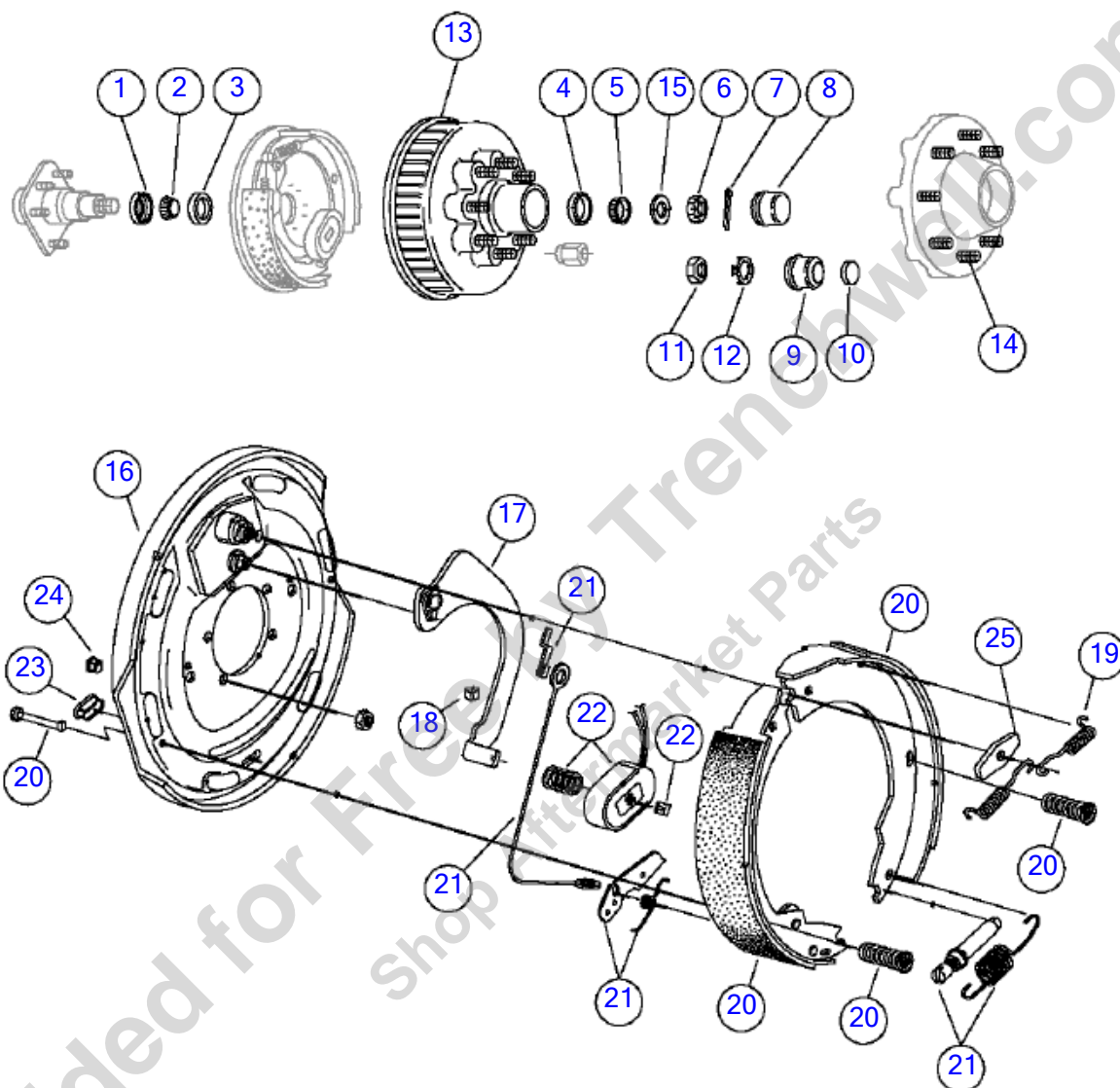
REF NO.	PART NO.	DESCRIPTION	QTY.	REMARKS
1	147947001	HUB / DRUM	1	
2	180026965	12 X 2 ELECTRIC BRAKE, 7K LH	1	
3	180026966	12 X 2 ELECTRIC BRAKE, 7K RH	1	
4	296263375	GREASE SEAL	1	
4	(180014413)	SEAL	1	
5	1716023	CONE-BEARING 1 3/4"	1	
5	(154912001)	CONE - INNER BEARING	1	
6	296263380	OUTER BEARING CONE (14125A)	1	
7	1715023	CUP-BEARING-1 3/4"	1	
7	(154913001)	CUP - INNER BEARING	1	
8	296263379	CUP - OUTER BEARING	1	
9	180025726	DUST CAP	1	
10	180026967	PRESS IN STUD	8	
11	180025037	GREASE PLUG	1	
12	116621009	WHEEL NUT 5/8in 18 CONE	8	
12	(180026686)	CONE NUT-5/8-18	8	
	163674759	AXLE - TORSION ELECTRIC BRAKES-7000#	1	Includes Ref. #'s 1-12

Provided for Free by Trenchwell.com
Shop Aftermarket Parts

Breakdown- Axle

Fig 02-03T01R01

Breakdown limited because: special tools or training required, parts not available, may void warranty, and/or not cost effective.



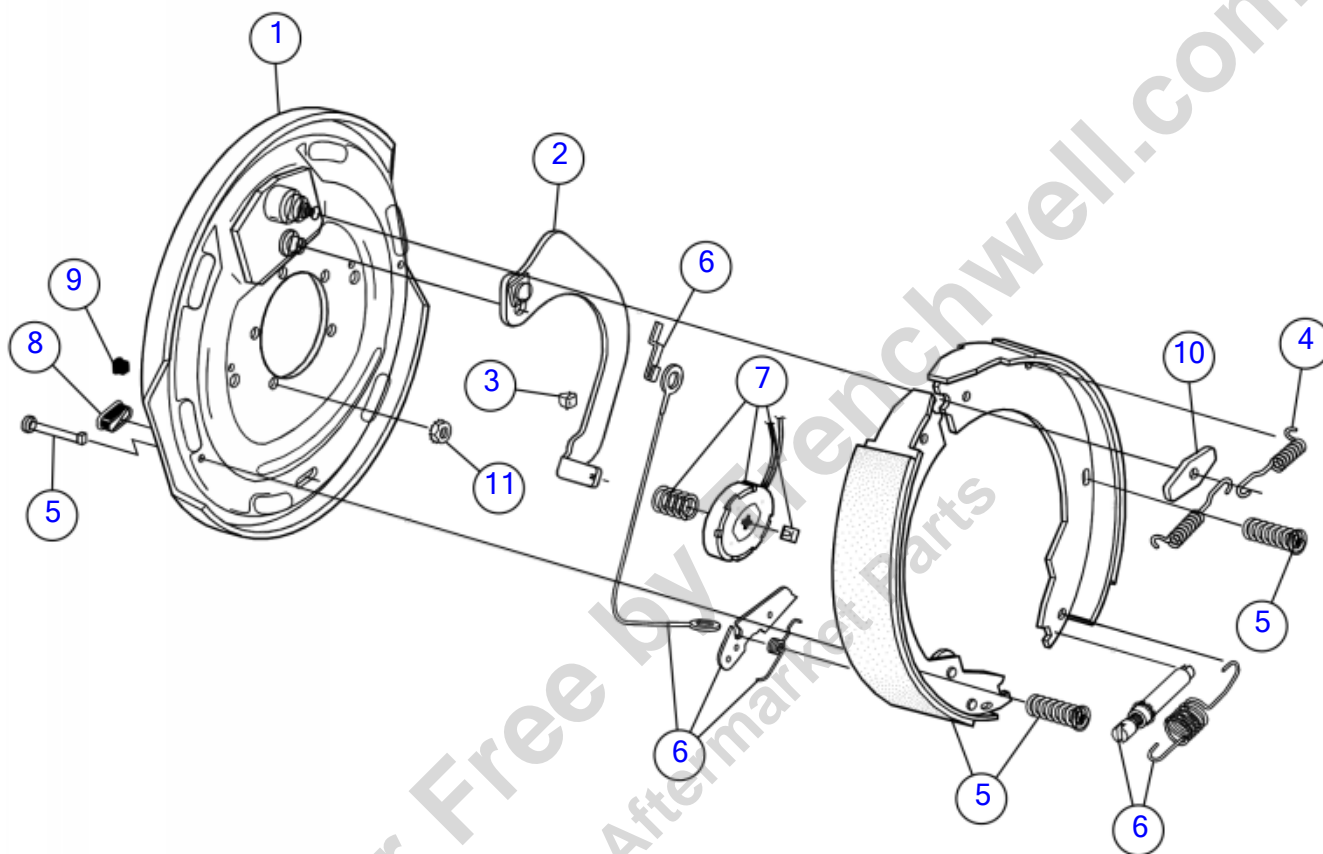
Breakdown- Axle

Fig 02-03T01R01

REF NO.	PART NO.	DESCRIPTION	QTY.	REMARKS
1	296263375	GREASE SEAL	A/R	
1	(180014413)	SEAL	A/R	
2	1716023	CONE-BEARING 1 3/4"	A/R	
2	(154912001)	CONE - INNER BEARING	A/R	
3	1715023	CUP-BEARING-1 3/4"	A/R	
3	(154913001)	CUP - INNER BEARING	A/R	
4	296263379	CUP - OUTER BEARING	A/R	
5	296263380	OUTER BEARING CONE (14125A)	A/R	
6	147907001	SPINDLE NUT	A/R	
6	(296263381)	SPINDLE NUT	A/R	
7	154871001	PIN - COTTER	A/R	
7	(180023817)	COTTER PIN	A/R	
8	147906001	DUST CAP	A/R	
8	(296263382)	GREASE CAP - 865 HUB	A/R	
9	180025726	DUST CAP	A/R	
10	180025037	GREASE PLUG	A/R	
11	163622451	NUT-JAM	A/R	
12	163622452	NUT SPINDLE RETAINER	A/R	
13	296263377	GREASE HUB AND DRUM	A/R	
14	296263378	PRESSED STUD 1/2 -20	A/R	
15	116621019	SPINDLE WASHER	A/R	
16	147936001	BACKING PLATE ASSEMBLY	A/R	
17	180025028	LH ACTUATING LEVER ARM	A/R	
17	180025029	RH ACTUATING LEVER ARM	A/R	
18	154882001	CLIP - WIRE	A/R	
18	(180023827)	WIRE CLIP	A/R	
19	131334023	SPRING RETRACTOR	A/R	
19	(154883001)	SPRING - RETRACTOR	A/R	
20	180026991	LH SHOE & LININGS KIT	A/R	
20	180026990	RH SHOE & LININGS KIT	A/R	
21	180025032	BRAKE ADJUSTER KIT	A/R	
22	281001031	MAGNET KIT	A/R	
23	154887001	PLUG	A/R	
24	296253394	WIRE GROMMET	A/R	
25	154881001	WASHER - BRAKE	A/R	
	180028995	ELECTRIC BRAKE LH	A/R	Incl. Ref # 16-25
	180028996	ELECTRIC BRAKE RH	A/R	Incl. Ref # 16-25
	180031577	AXLE-TORSION ELECTRIC BRAKES-7000 LB	A/R	

Breakdown - Electric Brakes (SN 21047-27195)

Fig 02-03T02



Breakdown - Electric Brakes (SN 21047-27195)

Fig 02-03T02

REF NO.	PART NO.	DESCRIPTION	QTY.	REMARKS
1	154898001	BACKING PLATE ASSEMBLY	1	
2	154899001	LH ACTUATING LEVER ARM ASSY	1	
	154900001	RH ACTUATING LEVER ARM ASSY	1	
3	154882001	CLIP - WIRE	2	
4	131334023	SPRING RETRACTOR	2	
4	(154883001)	SPRING - RETRACTOR	2	
5	180026991	LH SHOE & LININGS KIT	1	
	180026992	MAGNET KIT	1	
6	180025032	BRAKE ADJUSTER KIT	1	
7	281001031	MAGNET KIT	1	
8	154887001	PLUG	2	
9	296253394	WIRE GROMMET	1	
9	(180023834)	WIRE GROMMET	1	
10	154881001	WASHER - BRAKE	1	
11	180025033	NUT WASHER	1	
	180028995	ELECTRIC BRAKE LH	A/R	Includes Ref. #'s 1-11
	180028996	ELECTRIC BRAKE RH	A/R	Includes Ref. #'s 1-11
	163674759	AXLE - TORSION ELECTRIC BRAKES-7000#	A/R	Complete

Provided for Free by TrenchWiki.com
 Shop Aftermarket Parts

Axle - Hydraulic Brakes (SN 19200-20411)

Fig 02-04

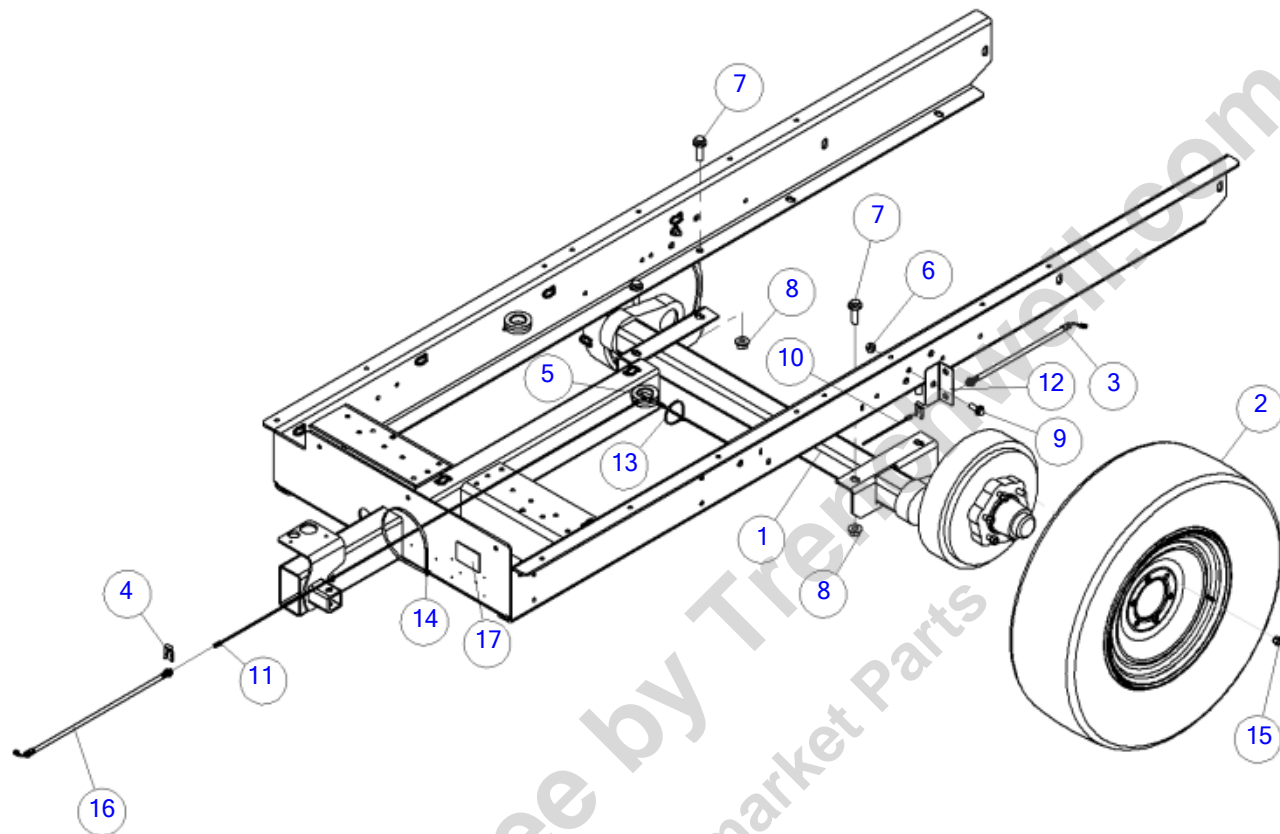


ILLUSTRATION NO: 163672358 Do Not Order

Axle - Hydraulic Brakes (SN 19200-20411)

Fig 02-04

REF NO.	PART NO.	DESCRIPTION	QTY.	REMARKS
1	180006501	AXLE-TORSION, HYDRAULIC BRAKES	1	
2	180011791	TIRE/WHEEL ASSY-COMMON ST235/80R16LRE	2	Breakdown Fig. 2-2T03
3	107124001	BRAKE LINE-14 7/16 W/45 DEG.	2	
4	4680001	CLIP-BRAKE HOSE 5188 WTHR-HD	3	
5	107623001	TEE-3/16 UNION	1	
6	507085012	NUT-HEXFLNG LOCK, M12-1.75,10.9,YZ,D6927	2	
7	507614050	SCREW-HFS,M16-2.00X50,10.9,ANSI,B18.2.3.9M,FT	4	
8	507085016	NUT-HEXFLNG LOCK, M16-2.00,10.9,YZ,D6927	4	
9	507613030	SCREW-HFS,M12-1.75X30,10.9,YZ,ANSI,B18.2.3.9M,PT	2	
10	103148001	BRAKE LINE 3/16X41 - SAE J1047	2	
11	103150001	BRAKE LINE 3/16X60 - SAE J1047	1	
12	180014518	BRACKET - HYDRAULIC BRAKE LINE	2	
13	59634001	SINGLE NYTIE - 8"	4	
14	58151001	STRAP-CABLE TIE-T120R-0 15"	2	
15	131334019	NUT WHEEL	1	
15	(154868001)	WHEEL NUT - 1/2-20	1	
16	163672436	BRAKELINE - 7/16in X 22.0in - FSTR/M45	1	
17	7000F916	DECAL-TIRE INFORMATION	1	

Axle - Hydraulic Brakes (SN 20412-22935)

Fig 02-04R01

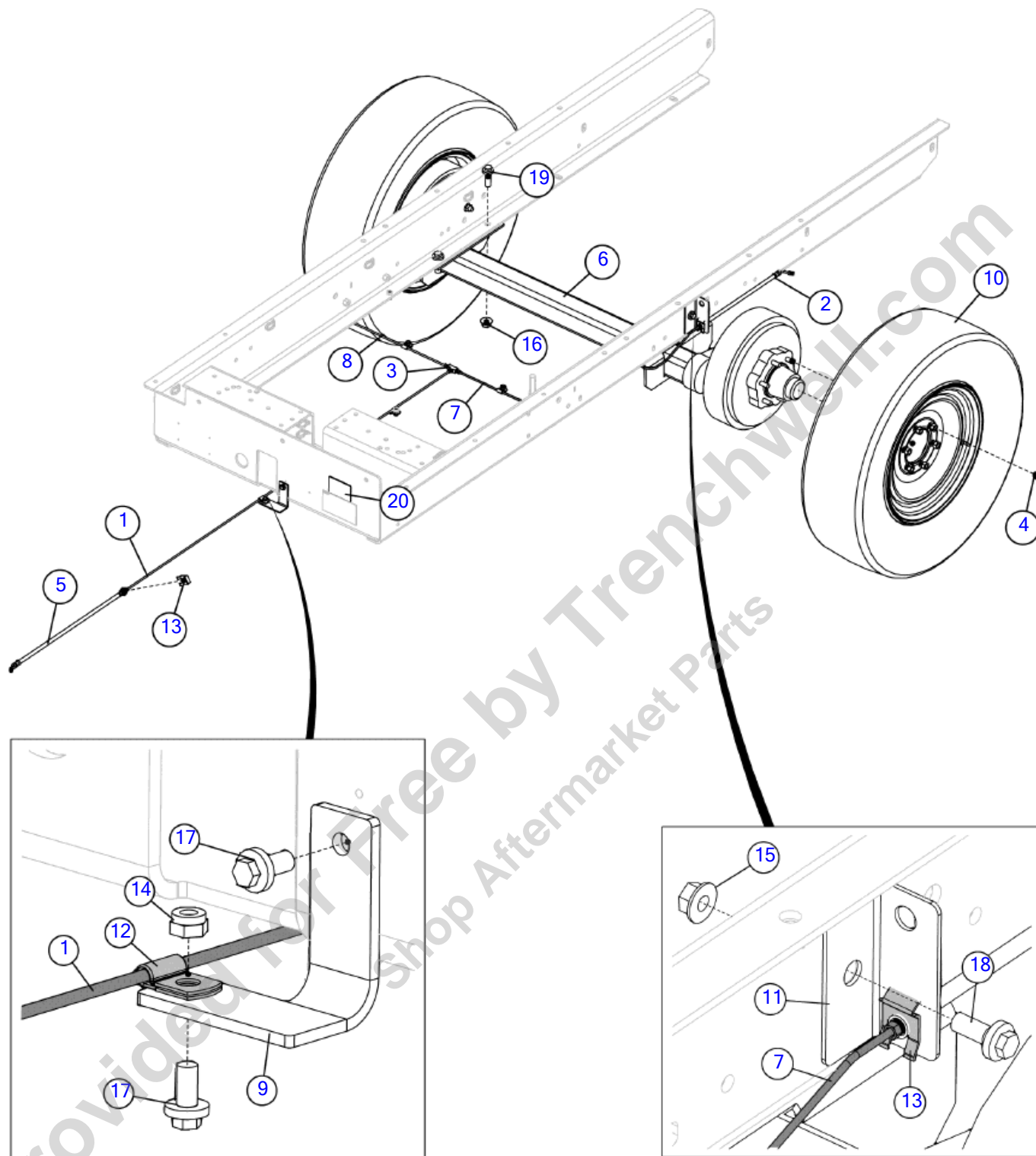


Illustration No: 163672358 - Not For Ordering

Axle - Hydraulic Brakes (SN 20412-22935)

Fig 02-04R01

REF NO.	PART NO.	DESCRIPTION	QTY.	REMARKS
1	103150001	BRAKE LINE 3/16X60 - SAE J1047	1	
2	107124001	BRAKE LINE-14 7/16 W/45 DEG.	2	
3	107623001	TEE-3/16 UNION	1	
4	131334019	NUT WHEEL	A/R	
4	(154868001)	WHEEL NUT - 1/2-20	A/R	
5	163672436	BRAKELINE - 7/16in X 22.0in - FSTR/M45	1	
6	163674758	AXLE-TORSION, HYDRAULIC BRAKES	1	Breakdown Fig 2-4T01
7	163733570	BC1000XL - HYDRO BRAKE LINE LEFT	1	
8	163733571	BC1000XL - HYDRO BRAKE LINE RIGHT	1	
9	163733573	BC1000XL - HYDRO BRAKE LINE MOUNT	1	
10	180011791	TIRE/WHEEL ASSY-COMMON ST235/80R16LRE	2	Breakdown Fig. 2-2T03
11	180014518	BRACKET - HYDRAULIC BRAKE LINE	2	
12	2595005	HOSE CLAMP - 1/4" TS7C	6	
13	4680001	CLIP-BRAKE HOSE 5188 WTHR-HD	3	
14	506043008	NUT-HEX,NYL,M8 -1.25,YZ,D985	3	
15	507085012	NUT-HEXFLNG LOCK, M12-1.75,10.9,YZ,D6927	2	
16	507085016	NUT-HEXFLNG LOCK, M16-2.00,10.9,YZ,D6927	4	
17	507611016	SCREW-HFS,M8-1.25X16,10.9,YZ,D6921,FT	7	
18	507613030	SCREW-HFS,M12-1.75X30,10.9,YZ,ANSI,B18.2.3.9M,PT	2	
19	507614050	SCREW-HFS,M16-2.00X50,10.9,ANSI,B18.2.3.9M,FT	4	
20	7000F916	DECAL-TIRE INFORMATION	1	

Axle - Hydraulic Brakes (SN 22936-27195)

Fig 02-04R02

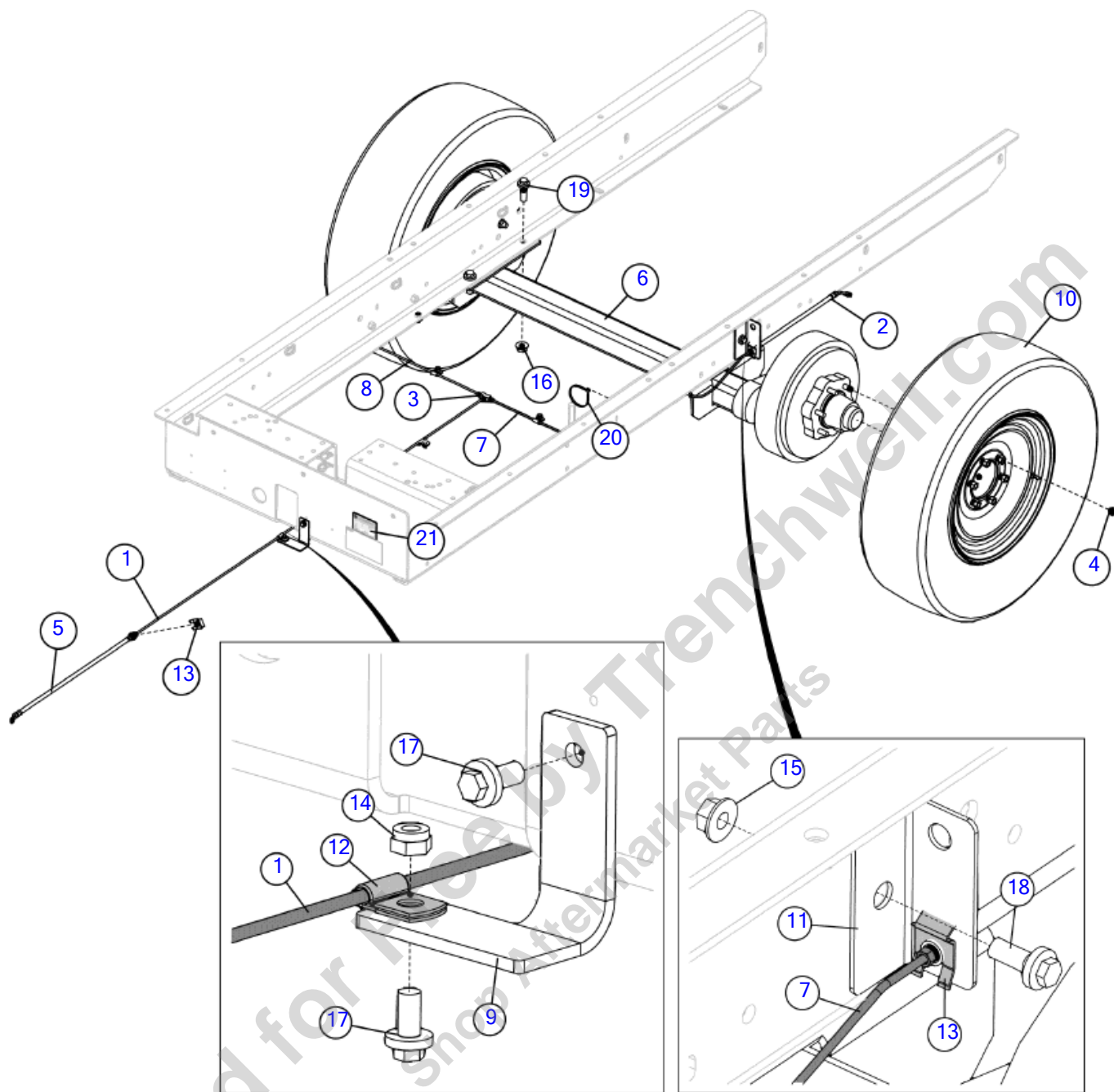


Illustration No: 163672358 - Not For Ordering

Axle - Hydraulic Brakes (SN 22936-27195)

Fig 02-04R02

REF NO.	PART NO.	DESCRIPTION	QTY.	REMARKS
1	103150001	BRAKE LINE 3/16X60 - SAE J1047	1	
2	107124001	BRAKE LINE-14 7/16 W/45 DEG.	2	
3	107623001	TEE-3/16 UNION	1	
4	131334019	NUT WHEEL	1	
4	(154868001)	WHEEL NUT - 1/2-20	1	
5	163672436	BRAKELINE - 7/16in X 22.0in - FSTR/M45	1	
6	163674758	AXLE-TORSION, HYDRAULIC BRAKES	1	
	154901001	HUB - GREASE B.C. 6 X 5.50	1	
	155008001	LH BRAKE ASSY.	1	
	155009001	RH BRAKE ASSY.	1	
	296263375	GREASE SEAL	1	
	(180014413)	SEAL	1	
	1716023	CONE-BEARING 1 3/4"	1	
	(154912001)	CONE - INNER BEARING	1	
	154915001	CONE - OUTER BEARING	1	
	1715023	CUP-BEARING-1 3/4"	1	
	(154913001)	CUP - INNER BEARING	1	
	154914001	CUP - OUTER BEARING	1	
	180025036	GREASE CUP	1	
	147909001	STUD-5/8-18	6	
	(180026989)	PRESS IN STUD	6	
	180025037	GREASE PLUG	1	
	116621009	WHEEL NUT 5/8in 18 CONE	6	
	(180026686)	CONE NUT-5/8-18	6	
7	163733570	BC1000XL - HYDRO BRAKE LINE LEFT	1	
8	163733571	BC1000XL - HYDRO BRAKE LINE RIGHT	1	
9	163733573	BC1000XL - HYDRO BRAKE LINE MOUNT	1	
10	180011791	TIRE/WHEEL ASSY-COMMON ST235/80R16LRE	2	Breakdown Fig. 2-2T03
11	180014518	BRACKET - HYDRAULIC BRAKE LINE	2	
12	2595005	HOSE CLAMP - 1/4" "P" STYLE	5	
13	4680001	CLIP-BRAKE HOSE 5188 WTHR-HD	3	
14	506043008	NUT-HEX,NYL,M8 -1.25,YZ,D985	4	
15	507085012	NUT-HEXFLNG LOCK, M12-1.75,10.9,D6927	2	
16	507085016	NUT-HEXFLNG LOCK, M16-2.00,10.9,D6927	4	
17	507611016	SCREW-HFS,M8-1.25X16,10.9,D6921,FT	6	
18	507613030	SCREW-HFS,M12-1.75X30,10.9,ANSI,B18.2.3.9M,PT	2	
19	507614050	SCREW-HFS,M16-2.00X50,10.9,ANSI,B18.2.3.9M,FT	4	
20	59634001	SINGLE NYTIE - 8"	1	
21	7000F916	DECAL-TIRE INFORMATION	1	

Axle - Hydraulic Brakes (SN 27196-27860)

Fig 02-04R03

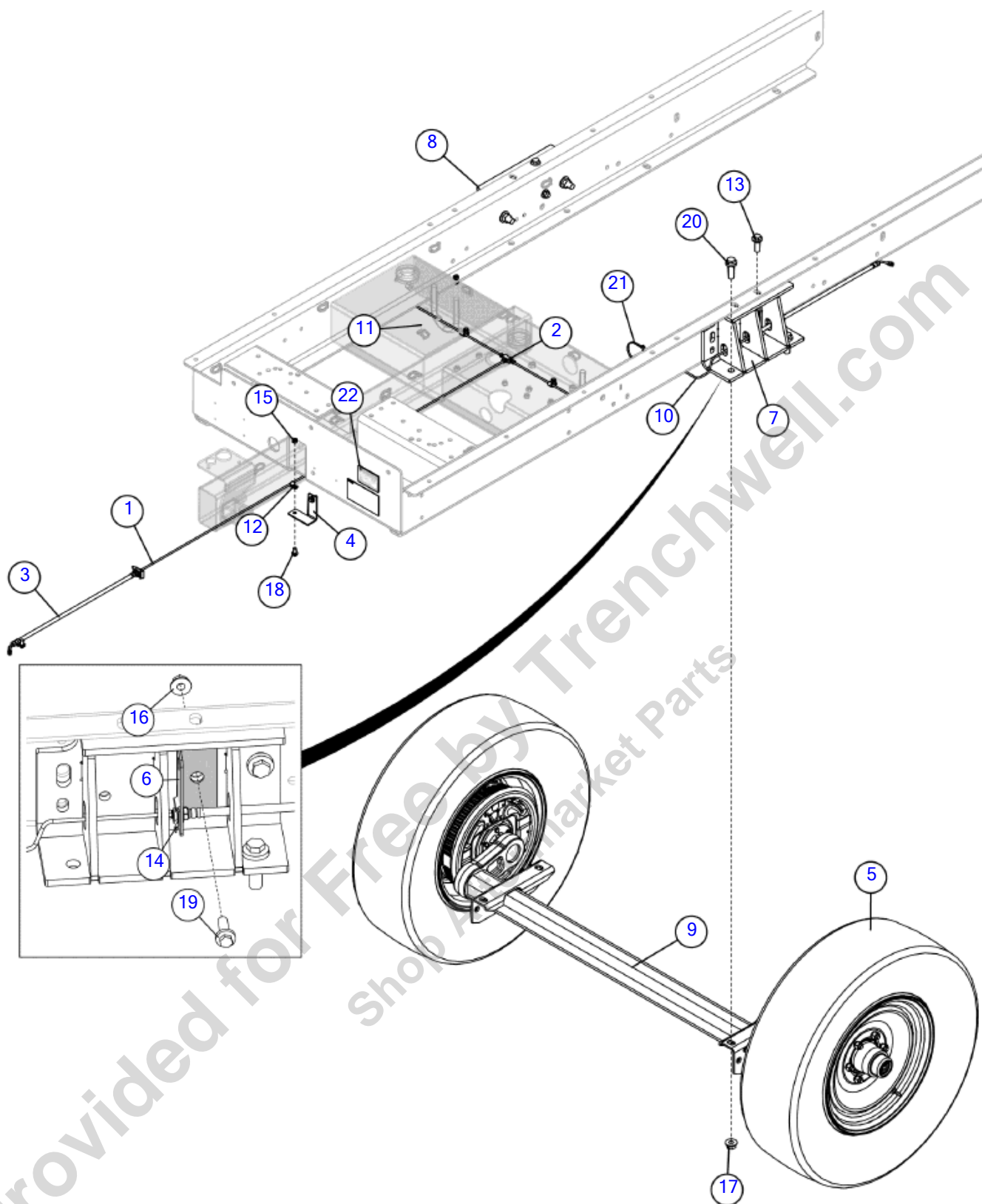


Illustration No: 180032263- Not For Ordering

Axle - Hydraulic Brakes (SN 27196-27860)

Fig 02-04R03

REF NO.	PART NO.	DESCRIPTION	QTY.	REMARKS
1	103150001	BRAKE LINE 3/16X60 - SAE J1047	1	
2	107623001	TEE-3/16 UNION	1	
3	163672436	BRAKELINE - 7/16in X 22.0in - FSTR/M45	3	
4	163733573	BC1000XL - HYDRO BRAKE LINE MOUNT	1	
5	180011791	TIRE/WHEEL ASSY-COMMON ST235/80R16LRE	2	
6	180014518	BRACKET - HYDRAULIC BRAKE LINE	2	
7	180032243	WELDMENT - BC1000XL WIDE AXLE MOUNT RIGHT SIDE	1	
8	180032244	WELDMENT - BC1000XL WIDE AXLE MOUNT LEFT SIDE	1	
9	180032248	AXLE-TORSION HYDRAULIC BRAKES #11 TORFLEX	1	Breakdown Fig. 2-4T01R01
10	180032265	BC1000XL - HYDRO BRAKE LINE LEFT	1	
11	180032266	BC1000XL - HYDRO BRAKE LINE RIGHT	1	
12	2595005	HOSE CLAMP - 1/4" "P" STYLE	5	
13	296300879	SCREW - HFS M14 2.0X40 10.9 YZ DIN6921	2	
14	4680001	CLIP-BRAKE HOSE 5188 WTHR-HD	3	
15	506043008	NUT-HEX,NYL,M8 -1.25,YZ,D985	4	
16	507085012	NUT-HEXFLNG LOCK, M12-1.75,10.9,YZ,D6927	2	
17	507085016	NUT-HEXFLNG LOCK, M16-2.00,10.9,YZ,D6927	7	
18	507611016	SCREW-HFS,M8-1.25X16,10.9,YZ,D6921,FT	6	
19	507613030	SCREW-HFS,M12-1.75X30,10.9,YZ,ANSI,B18.2.3.9M,PT	2	
20	507614050	SCREW-HFS,M16-2.00X50,10.9,ANSI,B18.2.3.9M,FT	7	
21	59634001	SINGLE NYTIE - 8"	1	
22	7000F916	DECAL-TIRE INFORMATION	1	

Axle - Hydraulic Brakes (SN 27861-28606)

Fig 02-04R04

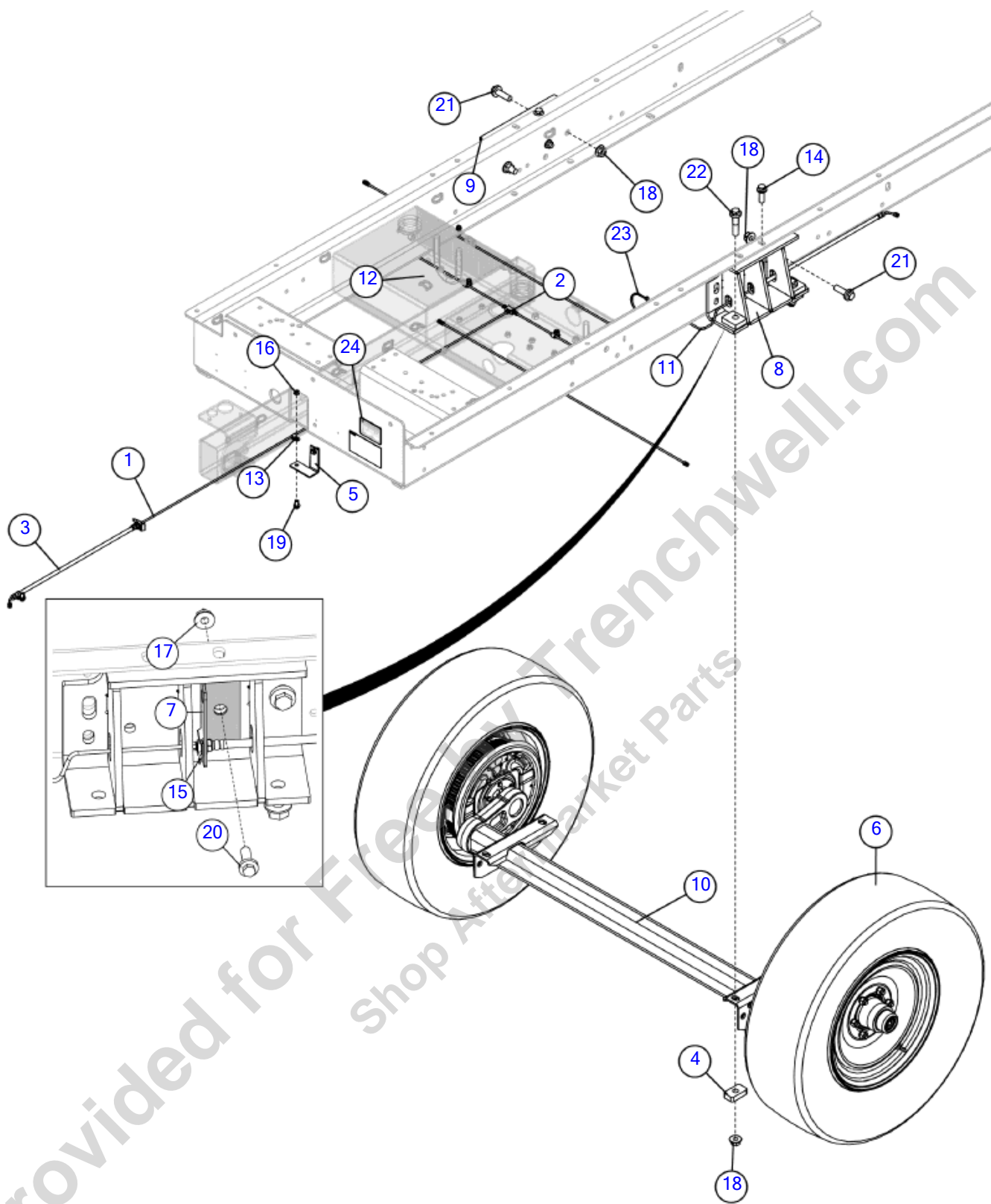


Illustration No: 180032263- Not For Ordering

Axle - Hydraulic Brakes (SN 27861-28606)

Fig 02-04R04

REF NO.	PART NO.	DESCRIPTION	QTY.	REMARKS
1	103150001	BRAKE LINE 3/16X60 - SAE J1047	1	
2	107623001	TEE-3/16 UNION	1	
3	163672436	BRAKELINE - 7/16in X 22.0in - FSTR/M45	3	
4	163709839	SUPPORT AXLE BASE	4	
5	163733573	BC1000XL - HYDRO BRAKE LINE MOUNT	1	
6	180011791	TIRE/WHEEL ASSY-COMMON ST235/80R16LRE	2	
7	180014518	BRACKET - HYDRAULIC BRAKE LINE	2	
8	180032243	WELDMENT - BC1000XL WIDE AXLE MOUNT RIGHT SIDE	1	
9	180032244	WELDMENT - BC1000XL WIDE AXLE MOUNT LEFT SIDE	1	
10	180032248	AXLE-TORSION HYDRAULIC BRAKES #11 TORFLEX	1	Breakdown Fig. 2-4T01R01
11	180032265	BC1000XL - HYDRO BRAKE LINE LEFT	1	
12	180032266	BC1000XL - HYDRO BRAKE LINE RIGHT	1	
13	2595005	HOSE CLAMP - 1/4" "P" STYLE	5	
14	296300879	SCREW - HFS M14 2.0X40 10.9 YZ DIN6921	2	
15	4680001	CLIP-BRAKE HOSE 5188 WTHR-HD	3	
16	506043008	NUT-HEX,NYL,M8 -1.25,YZ,D985	4	
17	507085012	NUT-HEXFLNG LOCK, M12-1.75,10.9,YZ,D6927	2	
18	507085016	NUT-HEXFLNG LOCK, M16-2.00,10.9,YZ,D6927	7	
19	507611016	SCREW-HFS,M8-1.25X16,10.9,YZ,D6921,FT	6	
20	507613035	SCREW-HFS,M12-1.75X35,10.9,YZ,ANSI,B18.2.3.9M,FT	2	
21	507614050	SCREW-HFS,M16-2.00X50,10.9,ANSI,B18.2.3.9M,FT	3	
22	507614070	SCREW - HFS M16 2X70 10.9 YZ ZNSI B18.2.3.9M PT	4	
23	59634001	SINGLE NYTIE - 8"	1	
24	7000F916	DECAL-TIRE INFORMATION	1	

Axle - Hydraulic Brakes (SN 28607-)

Fig 02-04R05

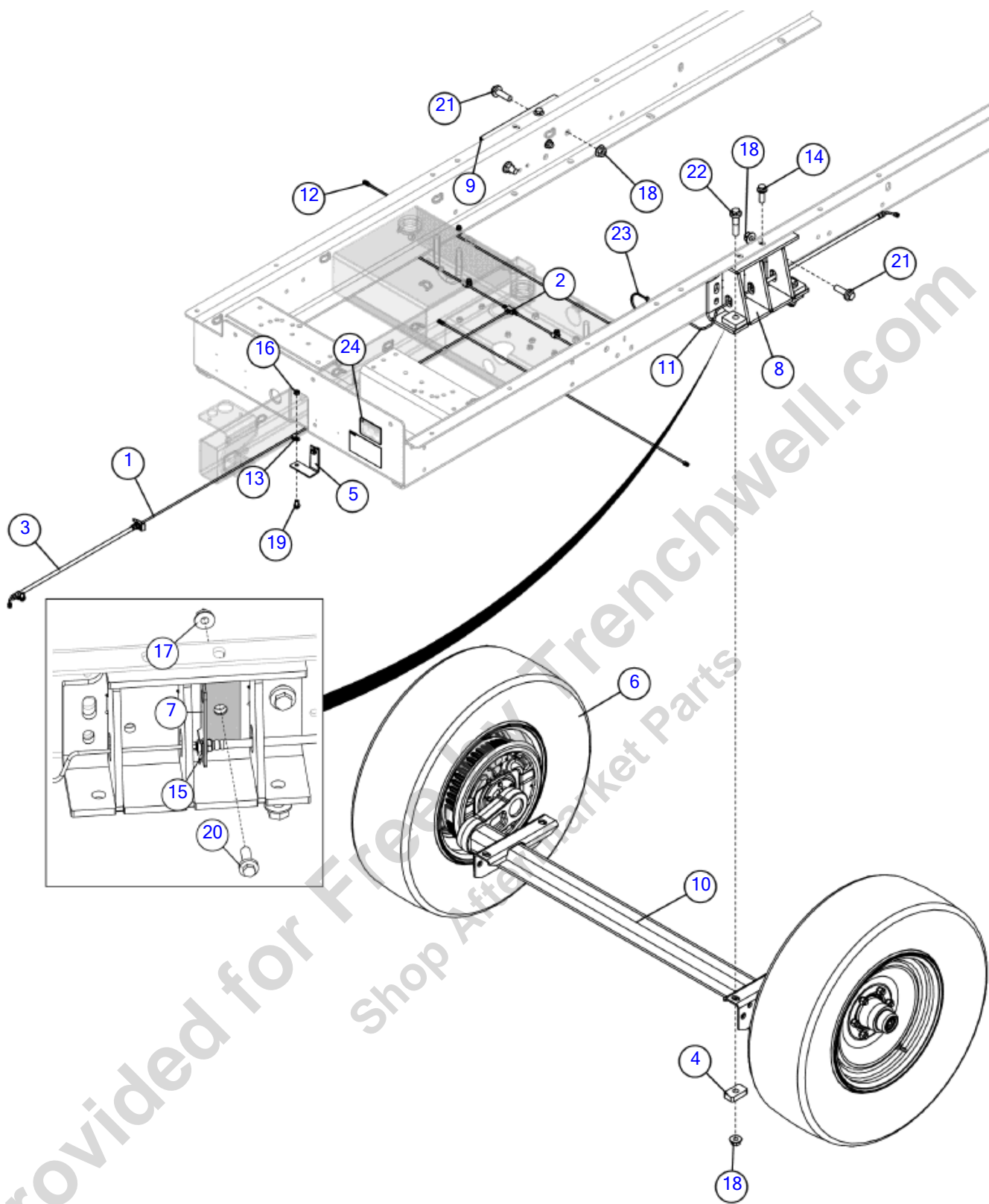


Illustration No: 180032263- Not For Ordering

Axle - Hydraulic Brakes (SN 28607-)

Fig 02-04R05

REF NO.	PART NO.	DESCRIPTION	QTY.	REMARKS
1	103150001	BRAKE LINE 3/16X60 - SAE J1047	1	
2	107623001	TEE-3/16 UNION	1	
3	163672436	BRAKELINE - 7/16in X 22.0in - FSTR/M45	3	
4	163709839	SUPPORT AXLE BASE	4	
5	163733573	BC1000XL - HYDRO BRAKE LINE MOUNT	1	
6	163777155	WHEEL ASSY-COMMON TIRE-ST235/8R16 LRE; 1/2 STUD	2	
7	180014518	BRACKET - HYDRAULIC BRAKE LINE	2	
8	180032243	WELDMENT - BC1000XL WIDE AXLE MOUNT RIGHT SIDE	1	
9	180032244	WELDMENT - BC1000XL WIDE AXLE MOUNT LEFT SIDE	1	
10	180032248	AXLE-TORSION HYDRAULIC BRAKES #11 TORFLEX	1	Breakdown Fig. 2-4T01R01
11	180032265	BC1000XL - HYDRO BRAKE LINE LEFT	1	
12	180032266	BC1000XL - HYDRO BRAKE LINE RIGHT	1	
13	2595005	HOSE CLAMP - 1/4" "P" STYLE	5	
14	296300879	SCREW - HFS M14 2.0X40 10.9 YZ DIN6921	2	
15	4680001	CLIP-BRAKE HOSE 5188 WTHR-HD	3	
16	506043008	NUT-HEX,NYL,M8 -1.25,YZ,D985	4	
17	507085012	NUT-HEXFLNG LOCK, M12-1.75,10.9,YZ,D6927	2	
18	507085016	NUT-HEXFLNG LOCK, M16-2.00,10.9,YZ,D6927	7	
19	507611016	SCREW-HFS,M8-1.25X16,10.9,YZ,D6921,FT	6	
20	507613035	SCREW-HFS,M12-1.75X35,10.9,YZ,ANSI,B18.2.3.9M,FT	2	
21	507614050	SCREW-HFS,M16-2.00X50,10.9,ANSI,B18.2.3.9M,FT	3	
22	507614070	SCREW - HFS M16 2X70 10.9 YZ ZNSI B18.2.3.9M PT	4	
23	59634001	SINGLE NYTIE - 8"	1	
24	7000F916	DECAL-TIRE INFORMATION	1	

Breakdown - Hydraulic Axle (SN 22936-27195)

Fig 02-04T01

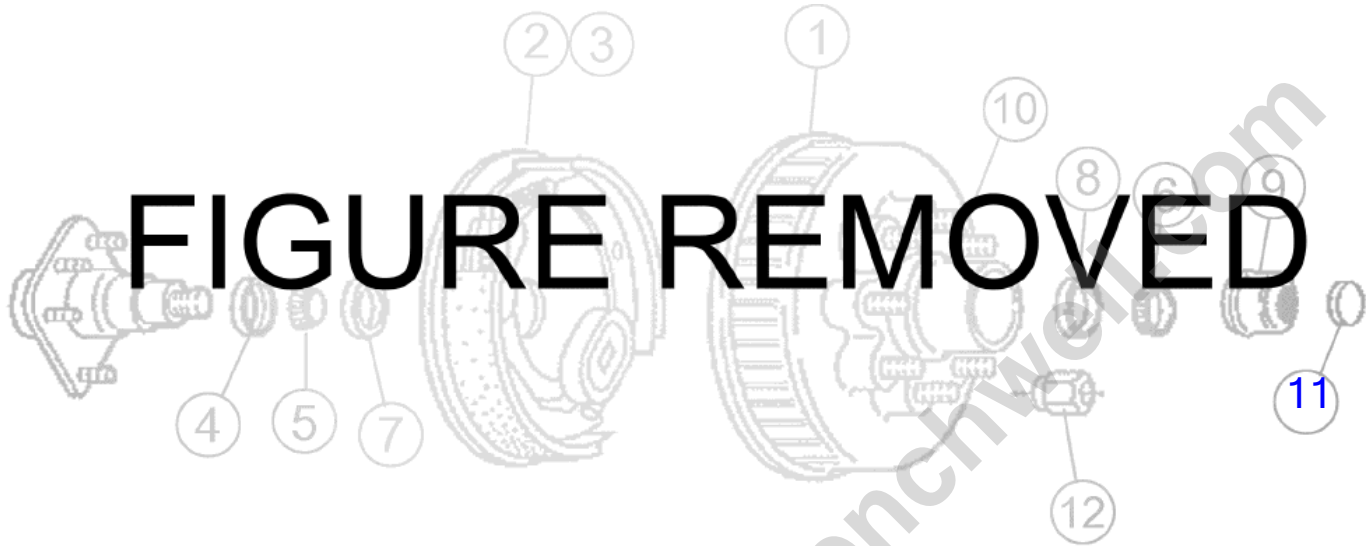


Illustration No. 163674758- Not For Ordering

Breakdown - Hydraulic Axle (SN 22936-27195)

Fig 02-04T01

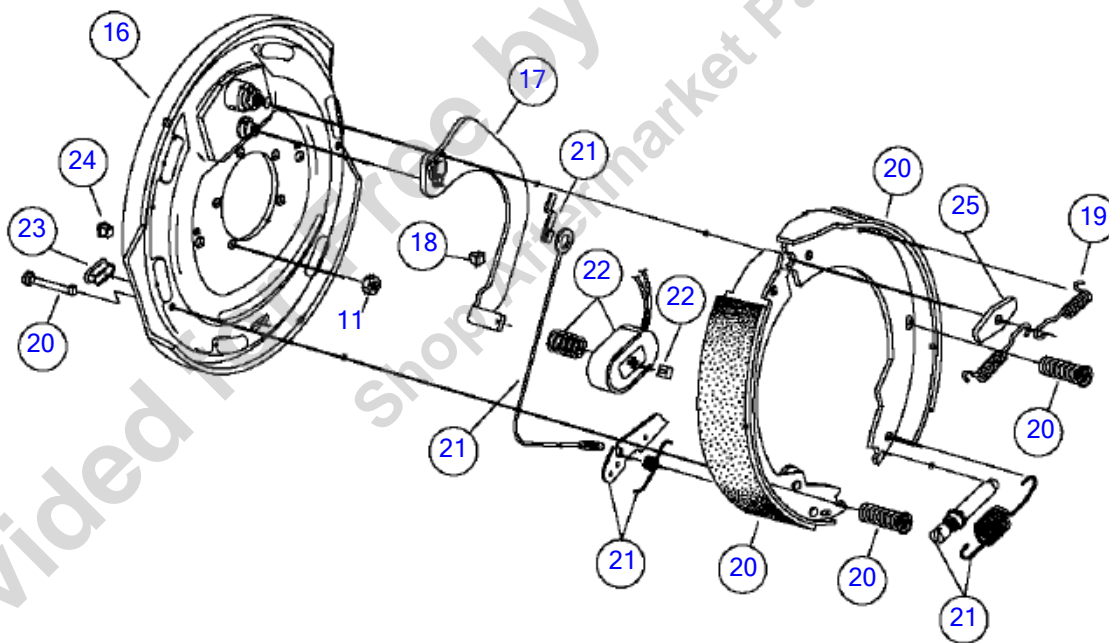
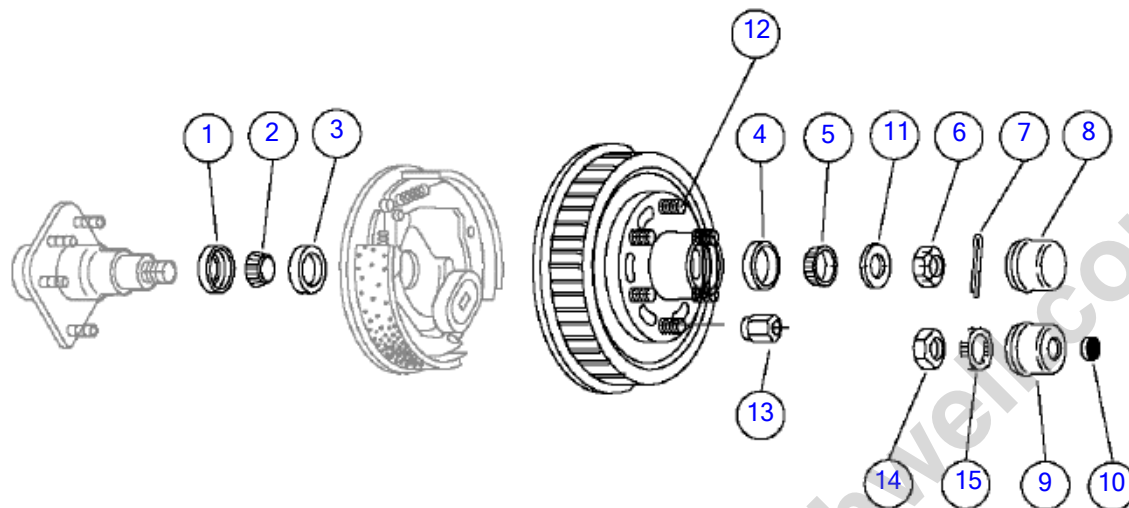
REF NO.	PART NO.	DESCRIPTION	QTY.	REMARKS
		Breakdown parts in drawing	A/R	Breakdown Fig. 02-04R02

Provided for Free by Trenchwell.com
Shop Aftermarket Parts

Breakdown- Axle

Fig 02-04T01R01

Breakdown limited because: special tools or training required,
parts not available, may void warranty, and/or not cost effective.



Breakdown- Axle

Fig 02-04T01R01

REF NO.	PART NO.	DESCRIPTION	QTY.	REMARKS
1	296263375	GREASE SEAL	1	
1	(180014413)	SEAL	1	
2	1716023	CONE-BEARING 1 3/4"	2	
2	(296263376)	INNER BEARING CONE (25580)	2	
3	1715023	CUP-BEARING-1 3/4"	1	
3	(154913001)	CUP - INNER BEARING	1	
4	154914001	CUP - OUTER BEARING	1	
5	154915001	CONE - OUTER BEARING	1	
6	147907001	SPINDLE NUT	1	
6	(296263381)	SPINDLE NUT	1	
7	180023817	COTTER PIN	1	
8	131334011	CAP-GREASE	1	
8	(154916001)	CAP - GREASE	1	
9	180025036	GREASE CUP	1	
10	180025037	GREASE PLUG	1	
11	71416003	WASHER 030095	1	
12	296263378	PRESSED STUD 1/2 -20	6	
13	131334019	NUT WHEEL	6	
13	(154868001)	WHEEL NUT - 1/2-20	6	
14	163622451	NUT-JAM	1	
15	163622452	NUT SPINDLE RETAINER	1	
16	147936001	BACKING PLATE ASSEMBLY	1	
17	180025028	LH ACTUATING LEVER ARM	1	
17	180025029	RH ACTUATING LEVER ARM	1	
18	154882001	CLIP - WIRE	2	
19	131334023	SPRING RETRACTOR	4	
19	(154883001)	SPRING - RETRACTOR	4	
20	180026991	LH SHOE & LININGS KIT	1	
20	180026990	RH SHOE & LININGS KIT	1	
21	180025032	BRAKE ADJUSTER KIT	1	
22	154905001	KIT - MAGNET	1	
23	154887001	PLUG	2	
24	296253394	WIRE GROMMET	1	
25	154881001	WASHER - BRAKE	1	
	180025026	LH COMPLETE BRAKE ASSEMBLY	1	Incl. Ref # 16-25
	180025027	RH COMPLETE BRAKE ASSEMBLY	1	Incl. Ref # 16-25
	180032248	AXLE-TORSION HYDRAULIC BRAKES #11 TORFLEX	1	Incl. Ref # 1-16

Euro Axle Mount

Fig 02-05

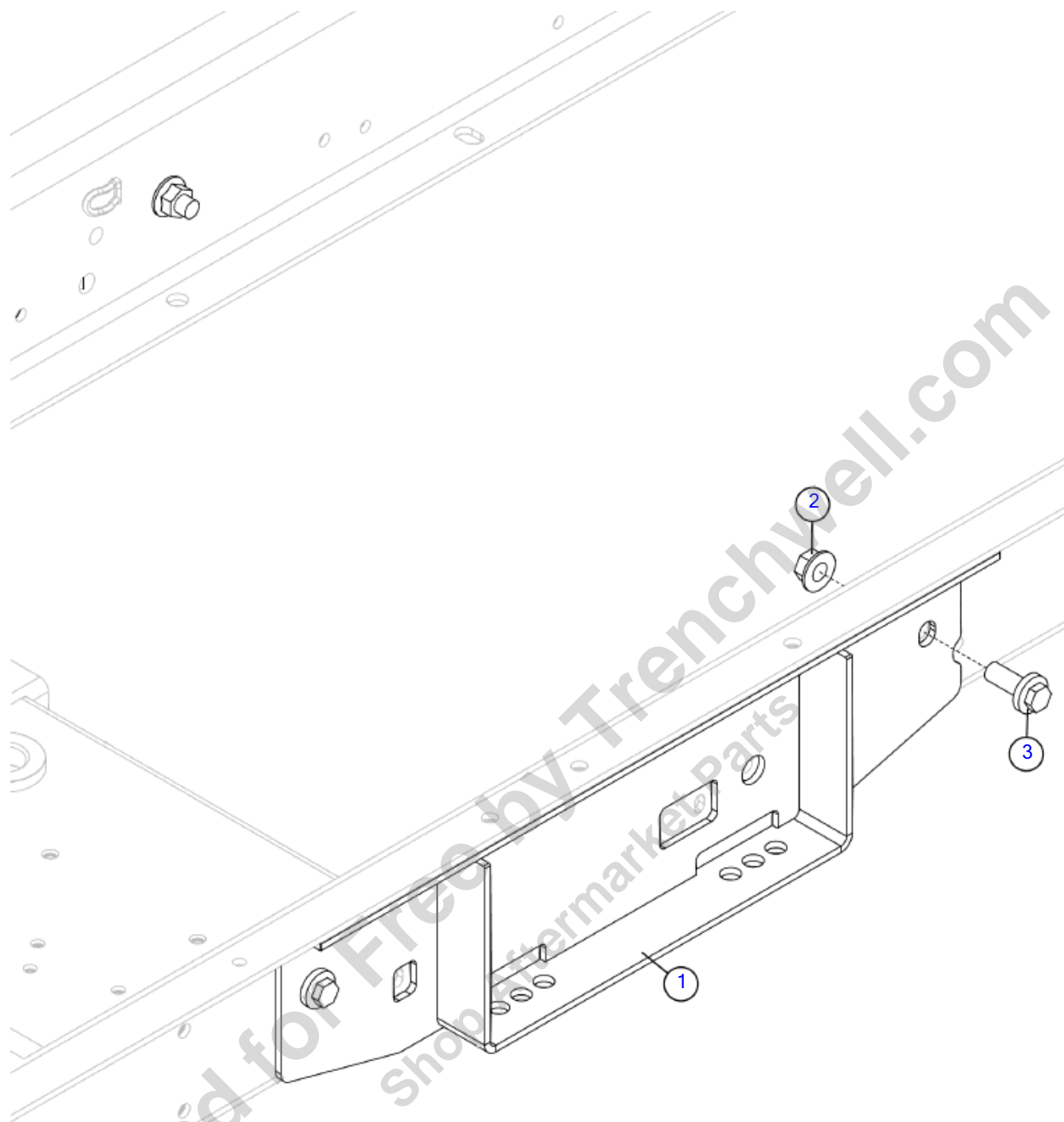


Illustration No: 163672289- Not For Ordering

Euro Axle Mount

Fig 02-05

REF NO.	PART NO.	DESCRIPTION	QTY.	REMARKS
1	163672406	MOUNT - EURO AXLE	2	
2	507085016	NUT-HEXFLNG LOCK, M16-2.00,10.9,YZ,D6927	4	
3	507614040	SCREW HFS M16 2.00 X 40 10.9 YZ ANSI B18.2.3.9M FT	4	

Provided for Free by Trenchwell.com
Shop Aftermarket Parts

Euro Axle Kit

Fig 02-06

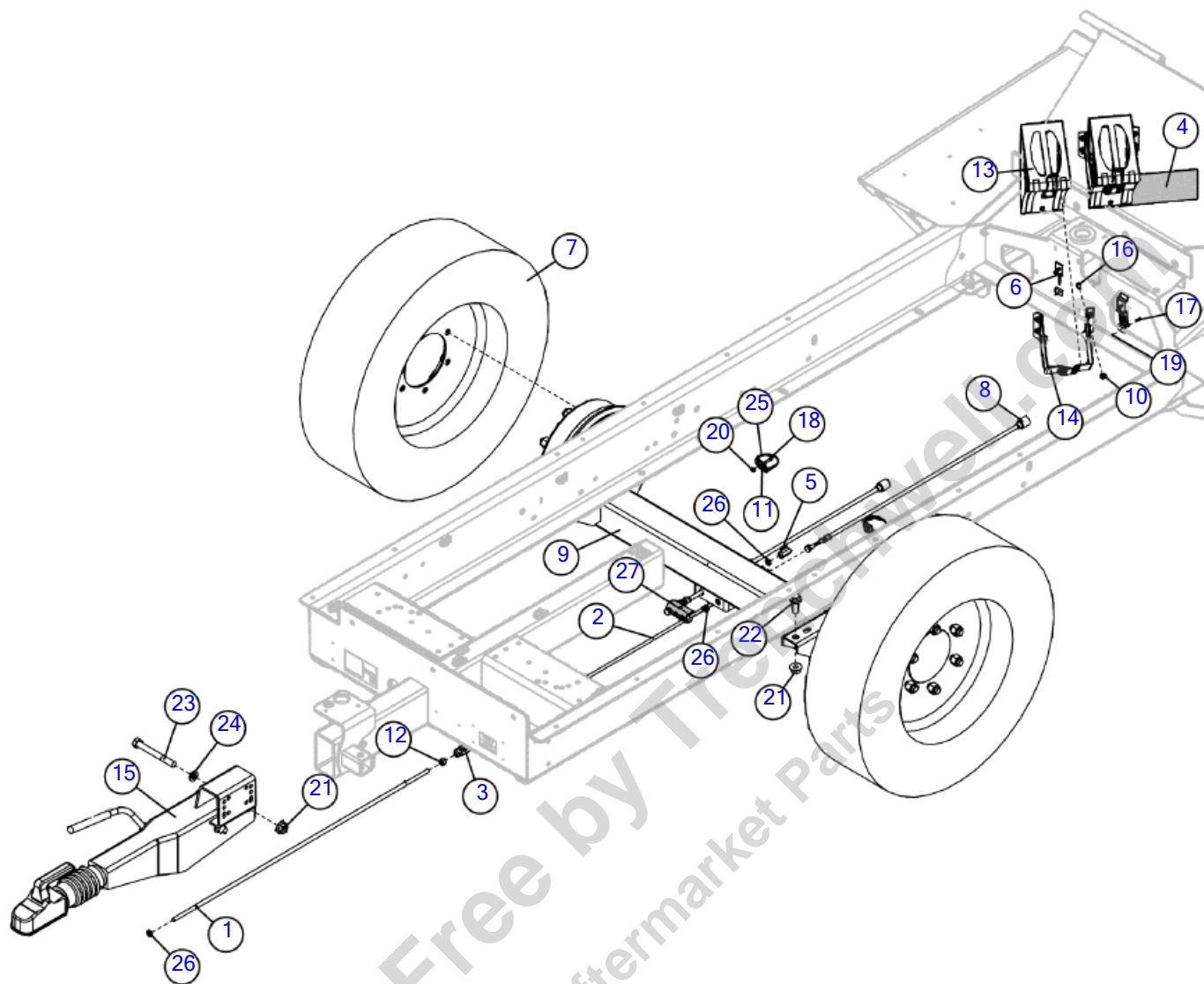


Illustration No. 163672290 - Not For Ordering

Euro Axle Kit

Fig 02-06

REF NO.	PART NO.	DESCRIPTION	QTY.	REMARKS
1	126340001	BRAKE ROD, M10 1000MM L&R THREADED,ZINC	1	
2	126341001	BRAKE ROD,M10 1000MM R THREADED,ZINC	1	
3	126342001	BRAKE ROD TURNBUCKLE,R AND L&R THREADED,ZINC	1	
4	130334001	TAPE - .010THK X 4 WIDE HHMW	1	
5	151751001	BRAKE ROD END NUT(LONG),M10 ZINC	1	
6	151993001	LICENSE PLATE BRACKET	2	
7	163640622	WHEEL & TIRE ASSY - 215/75R17.5	2	
	180013006	TIRE-215/75R17.5 16PL GT979	2	
	180013007	WHEEL-6.75X17.5 6/205/161	2	
8	163674221	SURGE BRAKE CABLE	2	
9	180014323	AXLE ASSEMBLY-2500KG	1	Breakdown Figs. 2-6T01 & 2-6T02
10	1809005	NUT-SMFLGTL-.25-20-G-CZ	8	
11	2595011	CLAMP-HOSE/CLIP TS7E 3/8"	2	
12	308000005	L-HAND-THREADED NUT FOR BRAKE ROD	1	
13	308000058	WHEEL WEDGE-STEEL-TYPE UK36ST	2	
14	308000059	WHEEL WEDGE HOLDER-STEEL-TYPE HA36ST	2	
15	308000086	SURGEBRAKE-KRV30B W. BALL COUPLING	1	Breakdown Fig. 2-6T03
16	373006	BOLT - 1/4"-20X3/4"GD#5CARRIAGE	8	
17	506029012	SCREW-HCS,M4-.70X12,8.8,YZ,D933,FT	6	
18	506030020	SCREW,HCS,M5,.80X20,8.8,YZ,D933,FT	2	
19	506043004	NUT-HEX,NYL,M4 -.70,YZ,D985	6	
20	507085005	NUT GB/T 6177.1 M5-GR8	2	
21	507085016	NUT-HEXFLNG LOCK, M16-2.00,10.9,YZ,D6927	6	
22	507614040	SCREW HFS M16 2.00 X 40 10.9 YZ ANSI B18.2.3.9M FT	4	
23	508478140	SCREW-HCS,M16-2.00X140,10.9,YZ,ISO4014,PT	2	
24	508486016	WASHER - FLAT, HARDENED, M16, YZ, DIN6916	2	
25	59634001	SINGLE NYTIE - 8"	2	
26	61656001	NUT-HEX M10-1.50 CL8 YZ D934	5	
27	98963001	PLATE-BALANCE	1	

Breakdown - Axle Brake

Fig 02-06T01

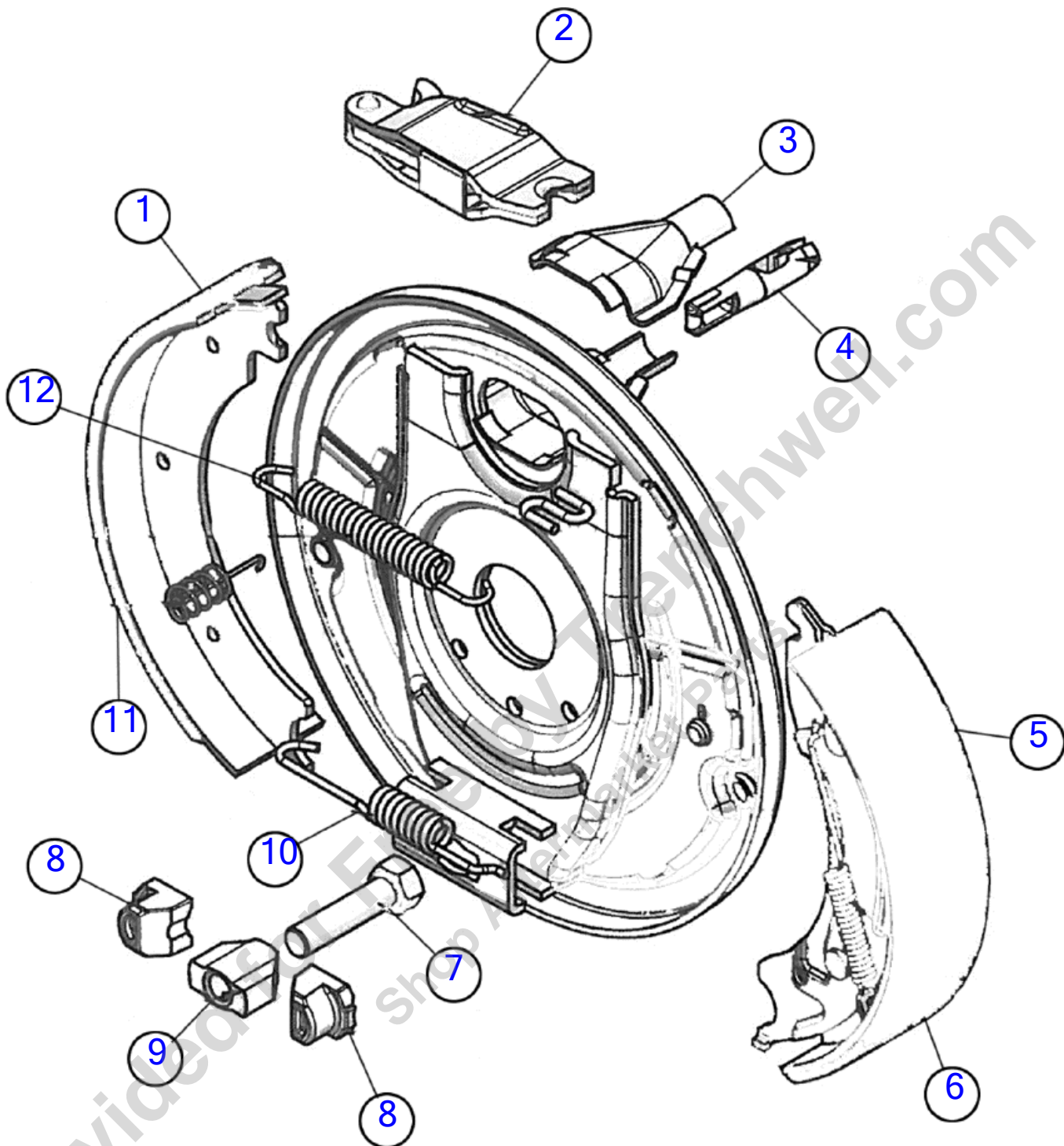


Illustration No. 180014323- Not For Ordering

Breakdown - Axle Brake

Fig 02-06T01

REF NO.	PART NO.	DESCRIPTION	QTY.	REMARKS
1	180028954	BRAKE SHE FIXED	1	
2	180020470	SPREAD LEVER COMPLETE	1	
3	180020471	SHELL	1	
4	180020472	DRAWBAR EYE	1	
5	180028955	BRAKE SHOE SLIDER	1	
6	180028956	TENSION SPRING	1	
7	180028957	HEX HEAD BOLT	1	
8	180028958	ADJUSTER SHOE POST	2	
9	180028959	READJUSTMENT WEDGE	1	
10	180028960	TENSION SPRING	1	
11	180028961	SHOE STEADY SPRING	1	
12	180028962	TENSIONS SPRING	1	
	180014323	AXLE ASSEMBLY-2500KG	A/R	Includes Ref. #'s 1-19
	180020469	BRAKE SHOES SET	A/R	Includes Ref. #'s 1, 5, 8, 11
	180028968	SPRING KIT	A/R	Includes Ref. #'s 6, 11-12, and spring buckle

Provided for Free by Trenchwell.com
Shop Aftermarket Parts

Breakdown - Axle Hub

Fig 02-06T02

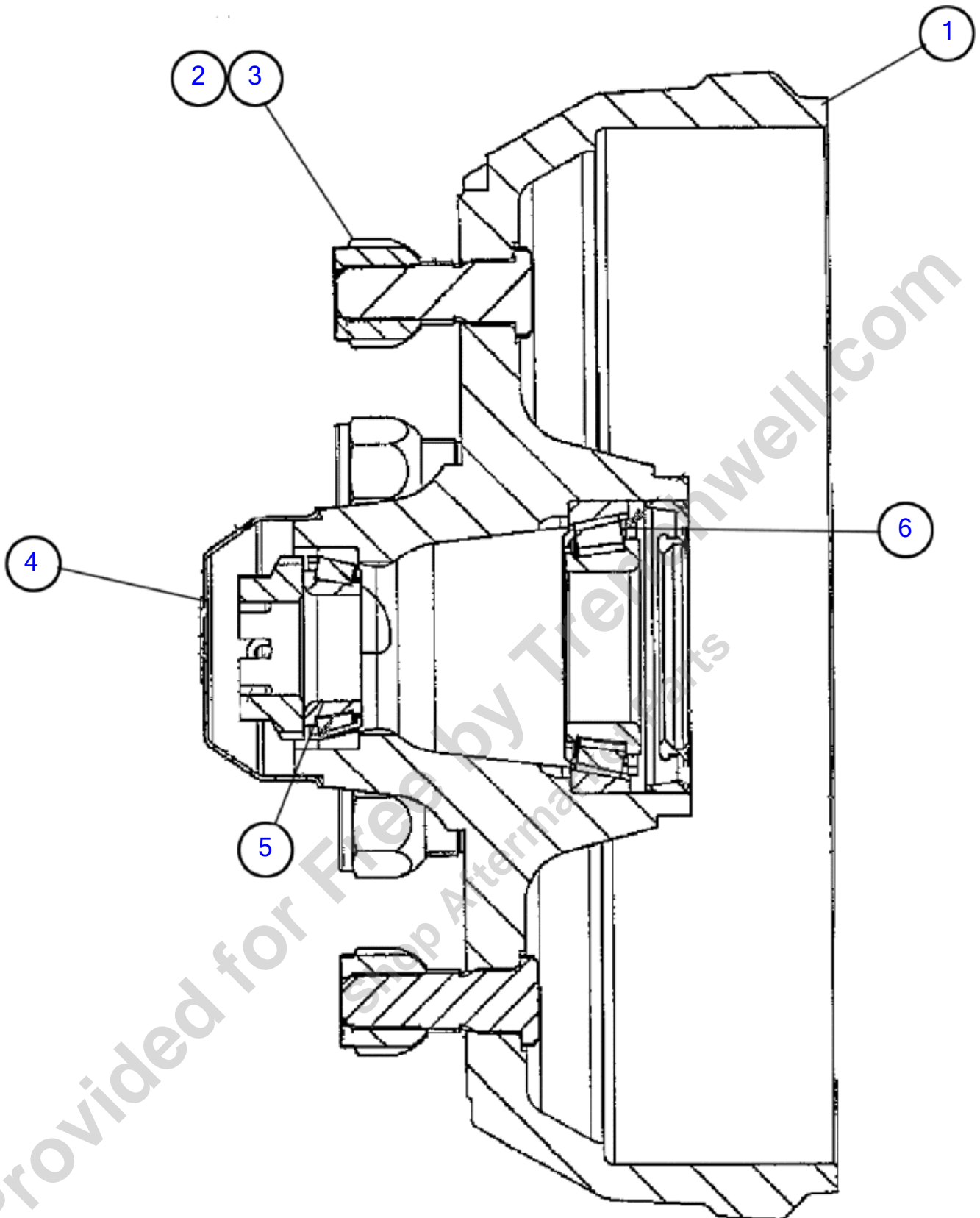


Illustration No. 180014323- Not For Ordering

Breakdown - Axle Hub

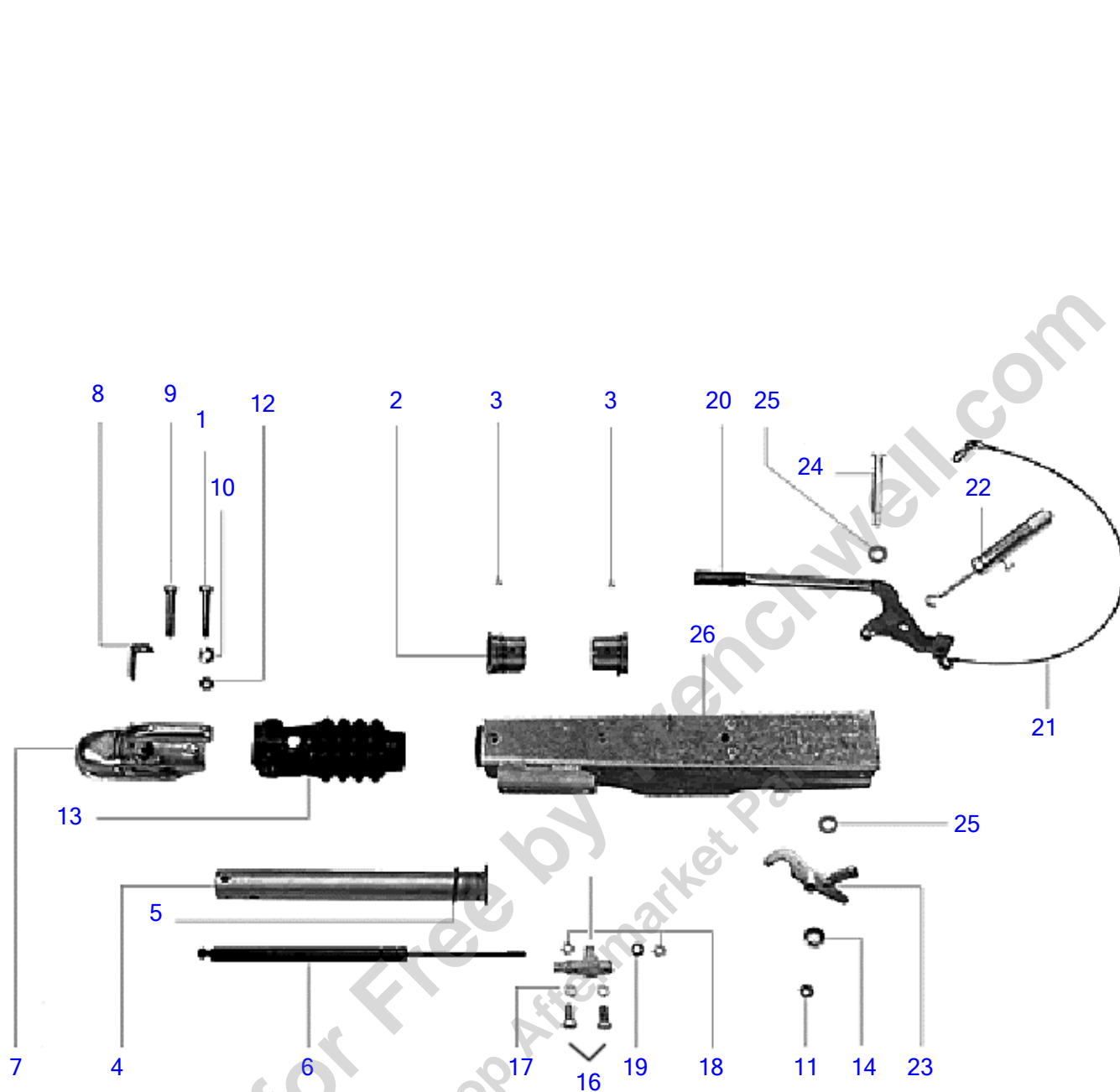
Fig 02-06T02

REF NO.	PART NO.	DESCRIPTION	QTY.	REMARKS
1	180028963	HUB	1	
2	180020465	FLANGED NUT	1	
3	180020466	SPRING RING ZINC-PLATED	1	
4	180028964	HUB CAP	1	
5		OUTER BEARING	1	Not Sold Separately
6		INNER BEARING	1	Not Sold Separately
7	180028967	OIL SEAL	1	
	163755740	BEARING KIT	A/R	Includes Ref. #'s 5-6
	180014323	AXLE ASSEMBLY-2500KG	A/R	Includes Ref. #'s 1-7

Provided for Free by Trenchwell.com
Shop Aftermarket Parts

Breakdown - Surge Brake

Fig 02-06T03



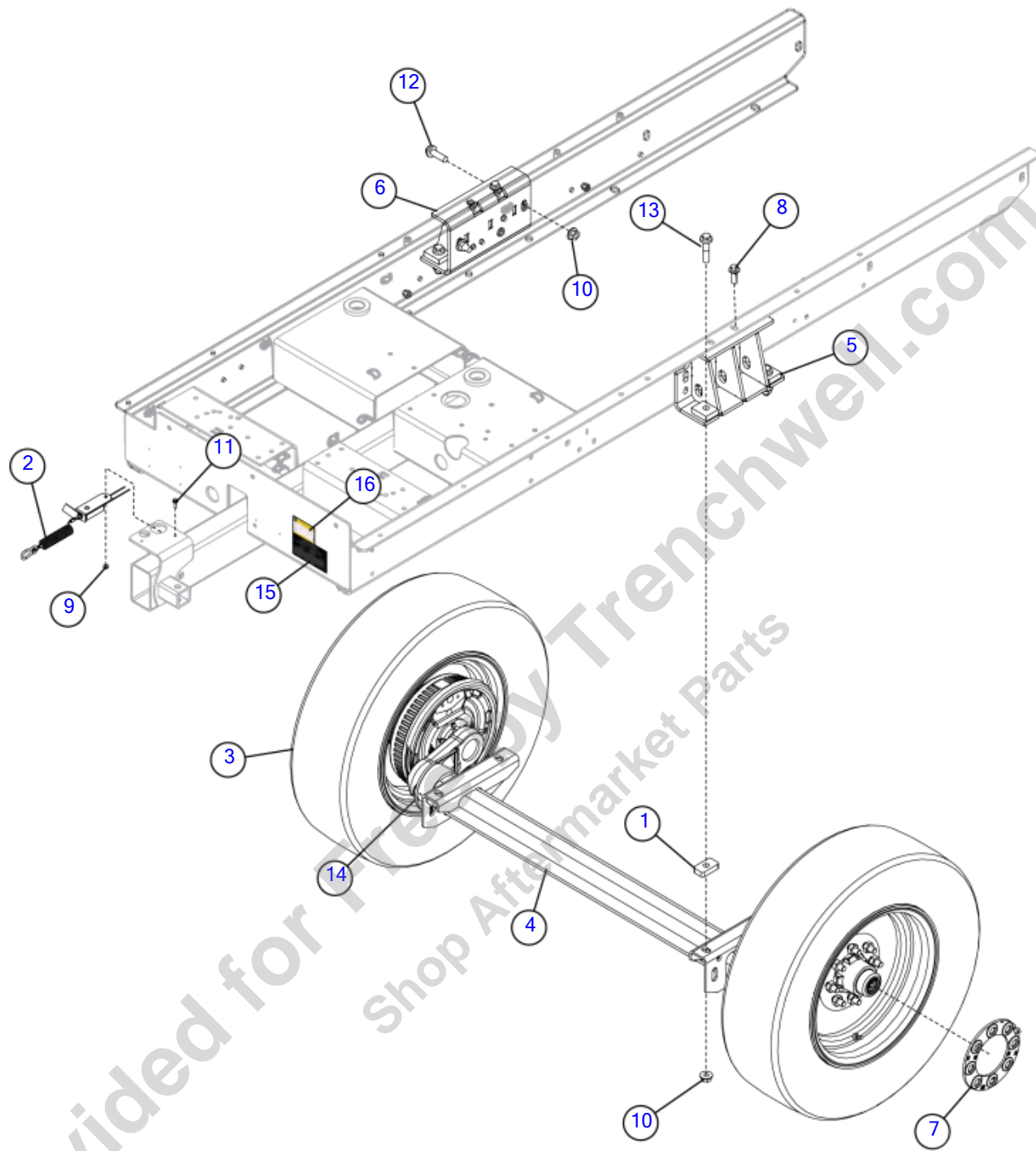
Breakdown - Surge Brake

Fig 02-06T03

REF NO.	PART NO.	DESCRIPTION	QTY.	REMARKS
1	308000659	HEX BOLT COMPL. M12 x 80	1	Vertical Coupling Bolt
2	308000652	GUIDE-BEARING	2	
3		LUBRICATING NIPPLE-ZINC PLATED	2	Not Sold Separately
4	308000654	DRAWBAR-COMPL.	1	
5	308000655	STOP RING	1	
6	308000116	SHOCK ABSORBER FOR KF30C 1600-3000 kg	1	
7	308000657	BALL SHAPED COUPLING	1	
8	308000658	SUPPORT-BREAKAWAY CABLE	1	
9	308000660	HEX BOLT COMPL. M14 x 90	1	Horizontal Coupling Bolt
10	308000661	CALIPER-13 ZINC PLATED	1	
11	308000065	LOCKNUT FOR KVI8-C BALL HITCH	1	Vertical Coupling Lock Nut
12	506043014	NUT - HEX, NYL, M14 -2.00, 8, YZ, D985	1	Horizontal Coupling Lock Nut
13	98973001	COVER-RUBBER	1	
14	308000678	WASHER	1	
15	308000667	ANCHOR-SHOCK ABSORBER	1	
16	308000668	BOLT-TAP M12 X25 8.8	2	
17	308000669	SPRING RING	2	
18	98962001	NUT M10 DIN 934	2	
18	(308000670)	HEX NUT	2	
19	308000671	SPRING RING	1	
20	308000672	HANDBRAKE LEVER COMPL.	1	
21	308000673	BREAKAWAY CABLE-COMPL.	1	
22	308000674	SPRING SLEEVE COMPL.	1	
23	308000675	TRANSMISSION LEVER COMPL.	1	
24		BOLT WITH THREADED PIN	1	Not Sold Separately
25	308000677	WASHER	2	
26		HOUSING ZINC-PLATED	1	Not Sold Separately
	308000086	SURGEBRAKE-KRV30B W. BALL COUPLING	A/R	Complete

17.5" Wheel, 7000LB Axle, & Elect. Brakes

Fig 02-07




17.5" Wheel, 7000LB Axle, & Elect. Brakes

Fig 02-07

REF NO.	PART NO.	DESCRIPTION	QTY.	REMARKS
1	163709839	SUPPORT AXLE BASE	4	
2	163713472	SWITCH - BREAKAWAY - 72"	1	
3	163713905	HEAVY DUTY - WHEEL ASSY - 235/75R17.5 H/J; 5/8 S	2	
4	180031577	AXLE-TORSION ELECTRIC BRAKES-7000 LB	1	
5	180032243	WELDMENT - BC1000XL WIDE AXLE MOUNT RIGHT SIDE	1	
6	180032244	WELDMENT - BC1000XL WIDE AXLE MOUNT LEFT SIDE	1	
7	215490049	CLAMP RING	2	
8	296300879	SCREW - HFS M14 2.0X40 10.9 YZ DIN6921	2	
9	507085006	NUT-HEXFLNG LOCK,M6-1.00,10.9,D6927	1	
10	507085016	NUT-HEXFLGL-M16-2.00-B	7	
11	507610020	SCREW,HFS,M6-1.00X20,10.9,D6921,FT	1	
12	507614050	SCREW-HFS,M16-2.00X50,10.9,ANSI,B18.2.3.9M,FT	3	
13	507614070	SCREW - HFS M16 2X70 10.9 B18.2.3.9M PT	4	
14	58151001	STRAP-CABLE TIE-T120R-0 15"	2	
15	7000D657	BC1000XL SERIAL PLATE-BAR CODE	1	
16	7000J032	DECAL-TIRE INFORMATION	1	

Provided for Free by Trenchwell.com
Shop Aftermarket Parts

Infeed



Provided for Free by TroyChewell.com
Shop Aftermarket Parts

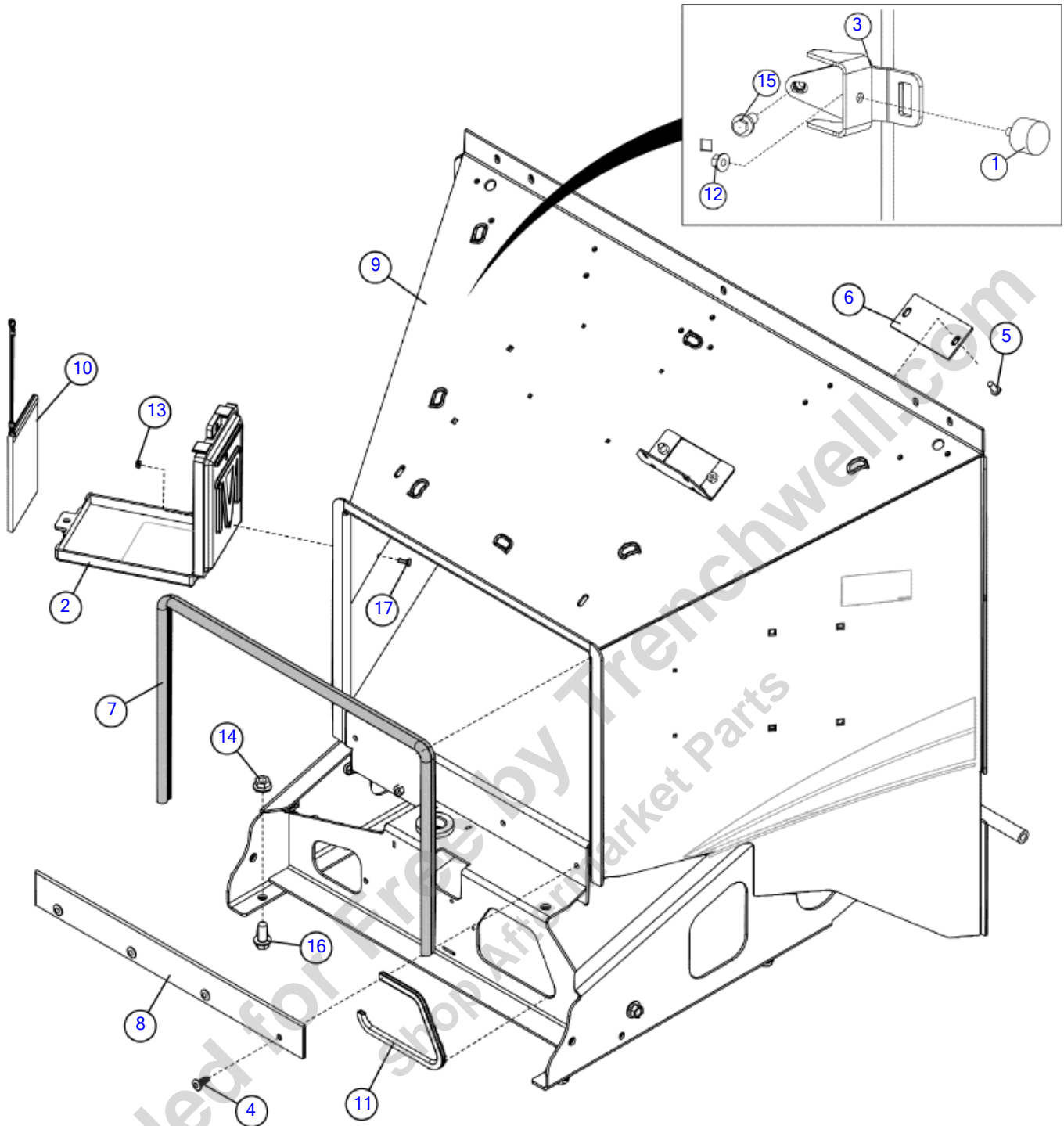
Infeed

Infeed Chute (SN 19200-21769)	Fig 03-01
Infeed Chute (SN 21770-24011)	Fig 03-01R01
Infeed Chute (SN 24012-)	Fig 03-01R02
Infeed Chute - Euro	Fig 03-02
Control Bar (SN 19200-29376)	Fig 03-03
Control Bar (SN 29377-)	Fig 03-03R01
Infeed Table	Fig 03-04
Infeed Table - Euro (SN 19200-19581)	Fig 03-05
Infeed Table - Euro (SN 19582-)	Fig 03-05R01
Lower Feed Stop Bar (SN 19200-31520)	Fig 03-06
Lower Feed Stop Bar (SN 31521-)	Fig 03-06R01
Feed Table Linkage	Fig 03-07
Lower Feed Stop Bar & Linkage - Euro (SN 19200-19581)	Fig 03-08
Lower Feed Stop Bar & Linkage - Euro (SN 19582-31520)	Fig 03-08R01
Lower Feed Stop Bar & Linkage - Euro (SN 31521-)	Fig 03-08R02
Side Bar - Euro	Fig 03-09

Provided for Free by Trenchwell.com
 Shop Aftermarket Parts

Infeed Chute (SN 19200-21769)

Fig 03-01



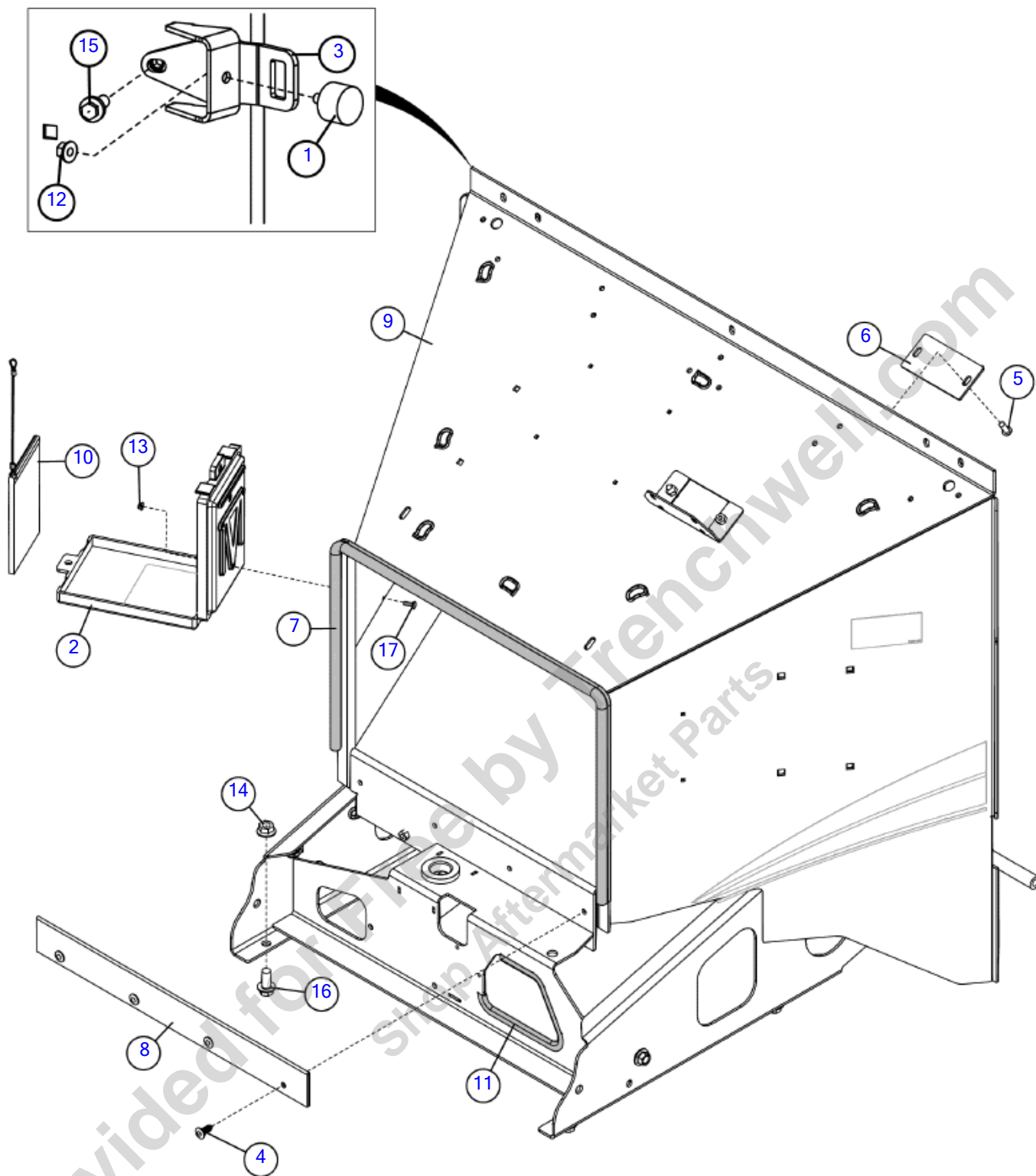
Infeed Chute (SN 19200-21769)

Fig 03-01

REF NO.	PART NO.	DESCRIPTION	QTY.	REMARKS
1	122474001	MOUNT-SANDWICH SINGLE STUD	1	
2	142410001	CASE - 6" X 9" X 1" OPERATOR MANUAL	1	
3	156644001	STRIKE LATCH - INFEED HOUSING	1	
	296313227	MANUAL ASSY-BC1000XL (SP) CABLED 6.01	1	Spanish
4	157923001	SCREW INSERT , PLASTIC 10MM	4	
5	163631725	SCREW-SBHCS-M10-1.50X25-10.9-YZ	2	
6	163674987	PLATE-BC REMOTE HORN COVER-BLANK	1	
7	163733158	BC1000XL INFEED SEAL	1	
8	180012081	SEAL-INFEED CHUTE FLOOR	1	
9	180025190	REPLACEMENT-1000 INFEED WELDMENT W/HORN	1	
9	(180012404)	CHUTE - INFEED HOUSING	1	
10	180018448	BC1000XL - CABLED OPERATOR MANUAL	1	
11	4225001	SD-1250 FLEX STL. CORE	A/R	P/N Qty. Of 1 = 1 Foot
12	4536001	NUT - 3/8-16 FLG. WHIZ LOCK	1	
13	507085006	NUT-HEXFLNG LOCK,M6-1.00,10.9,YZ,D6927	2	
14	507085016	NUT-HEXFLNG LOCK, M16-2.00,10.9,YZ,D6927	8	
15	507613030	SCREW-HFS,M12-1.75X30,10.9,YZ,ANSI,B18.2.3.9M,PT	1	
16	507614035	SCREW HFS M16 2.00 X 35 10.9 YZ ANSI B18.2.3.9M FT	8	
17	508484020	BOLT-CARG,M6-1.00X20M SHORT SQ., 8.8,YZ,ISO8678,FT	2	

Infeed Chute (SN 21770-24011)

Fig 03-01R01



Infeed Chute (SN 21770-24011)

Fig 03-01R01

REF NO.	PART NO.	DESCRIPTION	QTY.	REMARKS
1	122474001	MOUNT-SANDWICH SINGLE STUD	1	
2	142410001	CASE - 6" X 9" X 1" OPERATOR MANUAL	1	
3	156644001	STRIKE LATCH - INFEED HOUSING	1	
4	157923001	SCREW INSERT , PLASTIC 10MM	4	
5	163631725	SCREW SBHCS M10 1.50 X 25 10.9 YZ	2	
6	163674987	PLATE-BC REMOTE HORN COVER-BLANK	1	
7	163733158	BC1000XL INFEED SEAL	1	
8	180012081	SEAL-INFEED CHUTE FLOOR	1	
9	180025190	REPLACEMENT-1000 INFEED WELDMENT W/HORN	1	
9	(180012404)	CHUTE - INFEED HOUSING	1	
10	180018448	BC1000XL - CABLED OPERATOR MANUAL	1	
	296313227	MANUAL ASSY-BC1000XL (SP) CABLED 6.01	1	Spanish
11	4225001	SD-1250 FLEX STL. CORE	1	
12	4536001	NUT - 3/8-16 FLG. WHIZ LOCK	1	
13	507085006	NUT-HEXFLNG LOCK,M6-1.00,10.9,YZ,D6927	2	
14	507085016	NUT-HEXFLNG LOCK, M16-2.00,10.9,YZ,D6927	8	
15	507613030	SCREW-HFS,M12-1.75X30,10.9,YZ,ANSI,B18.2.3.9M,PT	1	
16	507614035	SCREW HFS M16 2.00 X 35 10.9 YZ ANSI B18.2.3.9M FT	8	
17	508484020	BOLT-CARG,M6-1.00X20M SHORT SQ., 8.8,YZ,ISO8678,FT	2	

Infeed Chute (SN 24012-)

Fig 03-01R02

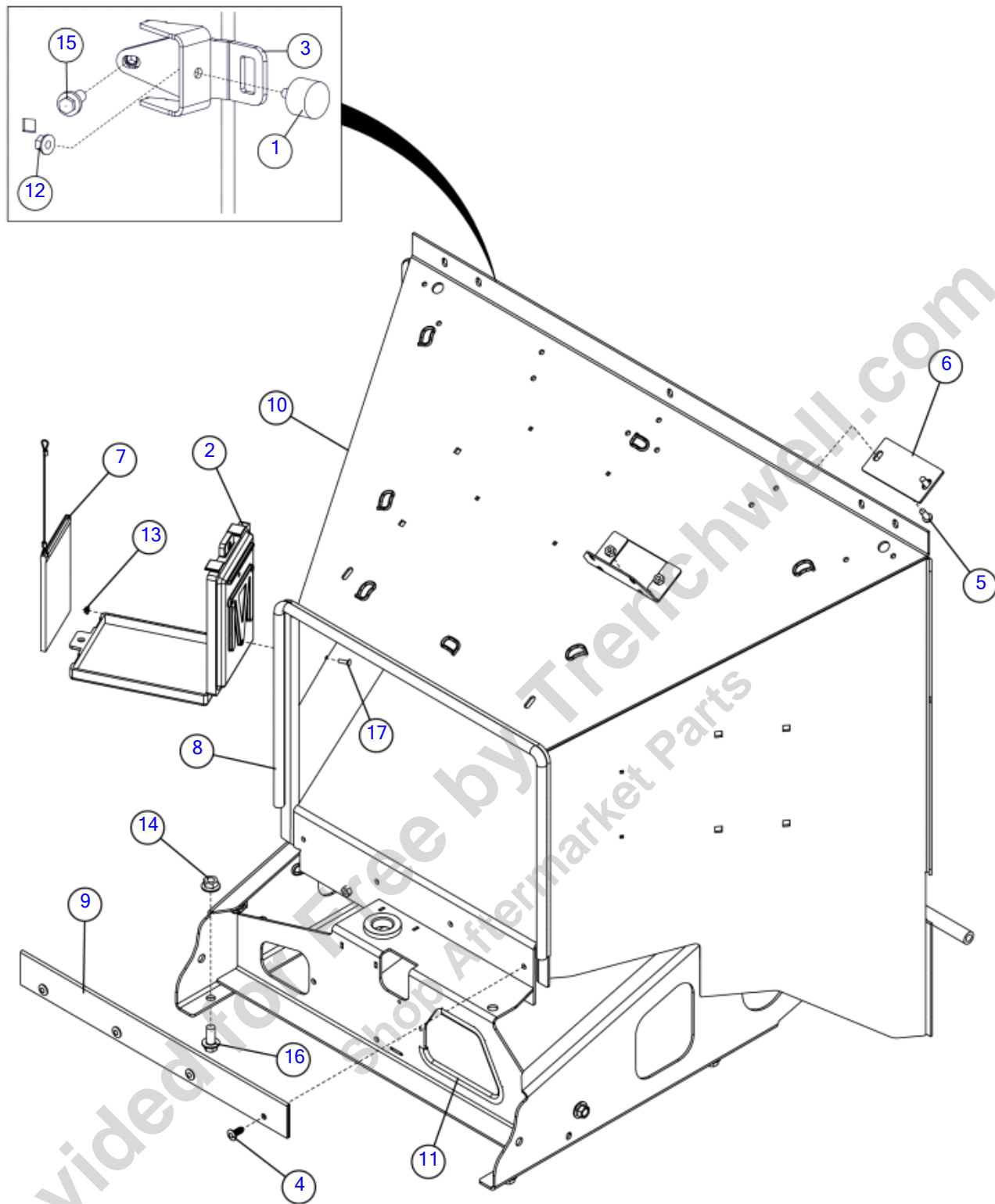


Illustration No. 163672214- Not For Ordering

Infeed Chute (SN 24012-)

Fig 03-01R02

REF NO.	PART NO.	DESCRIPTION	QTY.	REMARKS
1	122474001	MOUNT-SANDWICH SINGLE STUD	1	
2	142410001	CASE - 6" X 9" X 1" OPERATOR MANUAL	1	
3	156644001	STRIKE LATCH - INFEED HOUSING	1	
4	157923001	SCREW INSERT , PLASTIC 10MM	4	
5	163631725	SCREW SBHCS M10 1.50 X 25 10.9	2	
6	163674987	PLATE-BC REMOTE HORN COVER-BLANK	1	
7	163709636	BC1000XL - CABLED OPERATOR MANUAL	1	
8	163733158	BC1000XL INFEED SEAL	1	
9	180012081	SEAL-INFEED CHUTE FLOOR	1	
10	180025190	REPLACEMENT-1000 INFEED WELDMENT W/HORN	1	
10	(180012404)	CHUTE - INFEED HOUSING	1	
11	4225001	SD-1250 FLEX STL. CORE	1	
12	4536001	NUT - 3/8-16 FLG. WHIZ LOCK	1	
13	507085006	NUT-HEXFLNG LOCK,M6-1.00,10.9,D6927	2	
14	507085016	NUT-HEXFLNG LOCK, M16-2.00,10.9,D6927	8	
15	507613030	SCREW-HFS,M12-1.75X30,10.9,ANSI,B18.2.3.9M,PT	1	
16	507614035	SCREW HFS M16 2.00 X 35 10.9 ANSI B18.2.3.9M FT	8	
17	508484020	BOLT-CARG,M6-1.00X20M SHORT SQ., 8.8,ISO8678,FT	2	

Infeed Chute - Euro

Fig 03-02

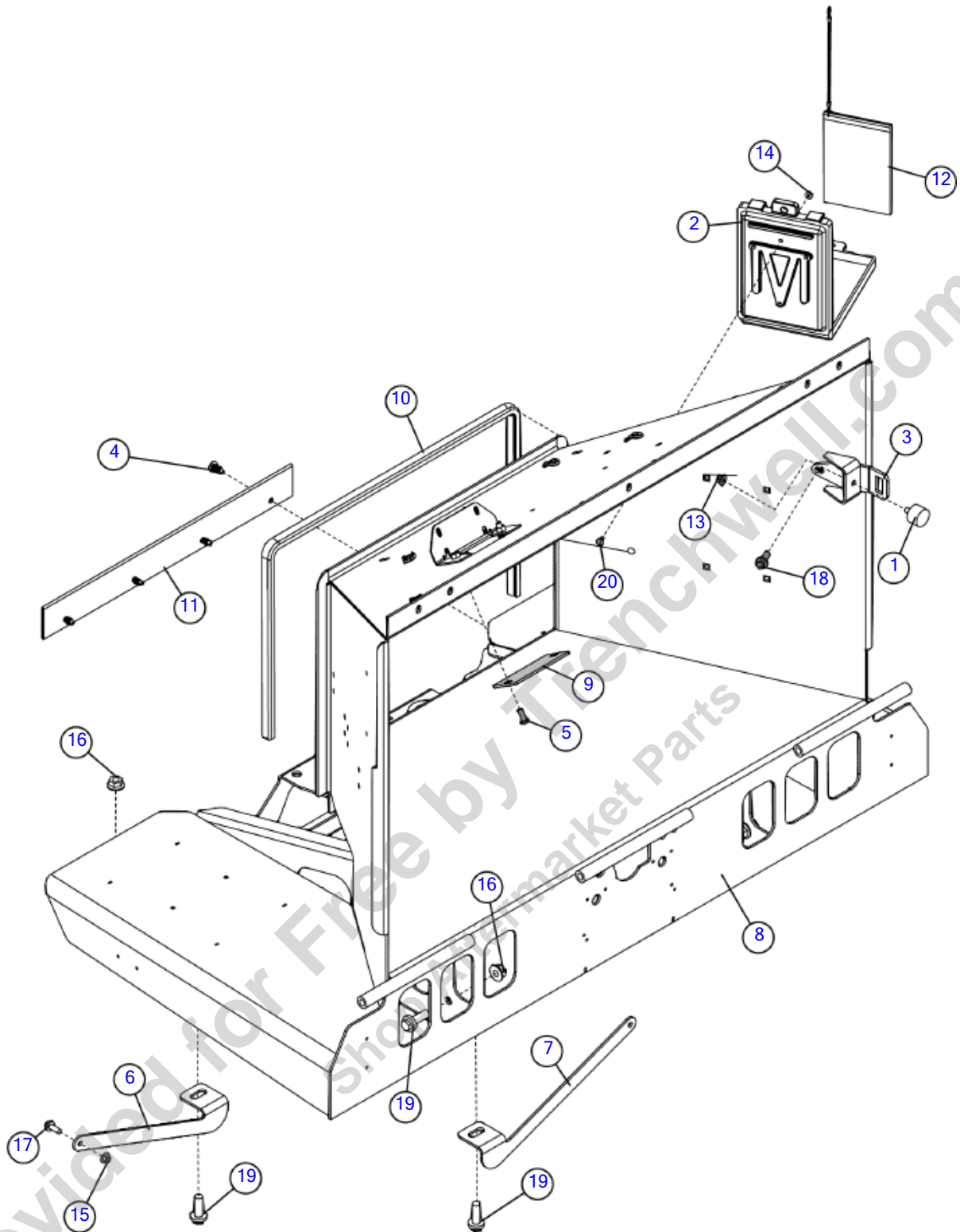


Illustration No. 163672287- Not For Ordering

Infeed Chute - Euro

Fig 03-02

REF NO.	PART NO.	DESCRIPTION	QTY.	REMARKS
1	122474001	MOUNT-SANDWICH SINGLE STUD	1	
2	142410001	CASE - 6" X 9" X 1" OPERATOR MANUAL	1	
3	156644001	STRIKE LATCH - INFEED HOUSING	1	
4	157923001	SCREW INSERT , PLASTIC 10MM	4	
5	163631725	SCREW-SBHCS-M10-1.50X25-10.9-YZ	2	
6	163672391	BRACE-LEFT BICYCLE GUARD SUPPORT	1	
7	163672392	BRACE-RIGHT BICYCLE GUARD SUPPORT	1	
8	180025191	REPLACEMENT-1000 EURO INFEED WELDMENT W/HORN	1	
8	(163672394)	CHUTE - EURO INFEED HOUSING	1	
9	163674987	PLATE-BC REMOTE HORN COVER-BLANK	1	
10	163733158	BC1000XL INFEED SEAL	1	
11	180012081	SEAL-INFEED CHUTE FLOOR	1	
12	180018448	BC1000XL - CABLED OPERATOR MANUAL	1	
13	4536001	NUT - 3/8-16 FLG. WHIZ LOCK	1	
14	507085006	NUT-HEXFLNG LOCK,M6-1.00,10.9,YZ,D6927	2	
15	507085010	NUT-HEXFLNG LOCK, M10-1.50,10.9,YZ,D6927	2	
16	507085016	NUT-HEXFLNG LOCK, M16-2.00,10.9,YZ,D6927	8	
17	507612025	SCREW-HFS,M10-1.50X25,10.9,YZ,ANSI,B18.2.3.9M,FT	2	
18	507613030	SCREW-HFS,M12-1.75X30,10.9,YZ,ANSI,B18.2.3.9M,PT	1	
19	507614045	SCREW-HFS,M16-2.00X45,10.9.YZ,ANSI,B18.2.3.9M,FT	8	
20	508484016	BOLT-CARG, M6-1.00X16 SHORTSQ.,8.8,YZ,ISO8678,FT.	2	

Control Bar (SN 19200-29376)

Fig 03-03

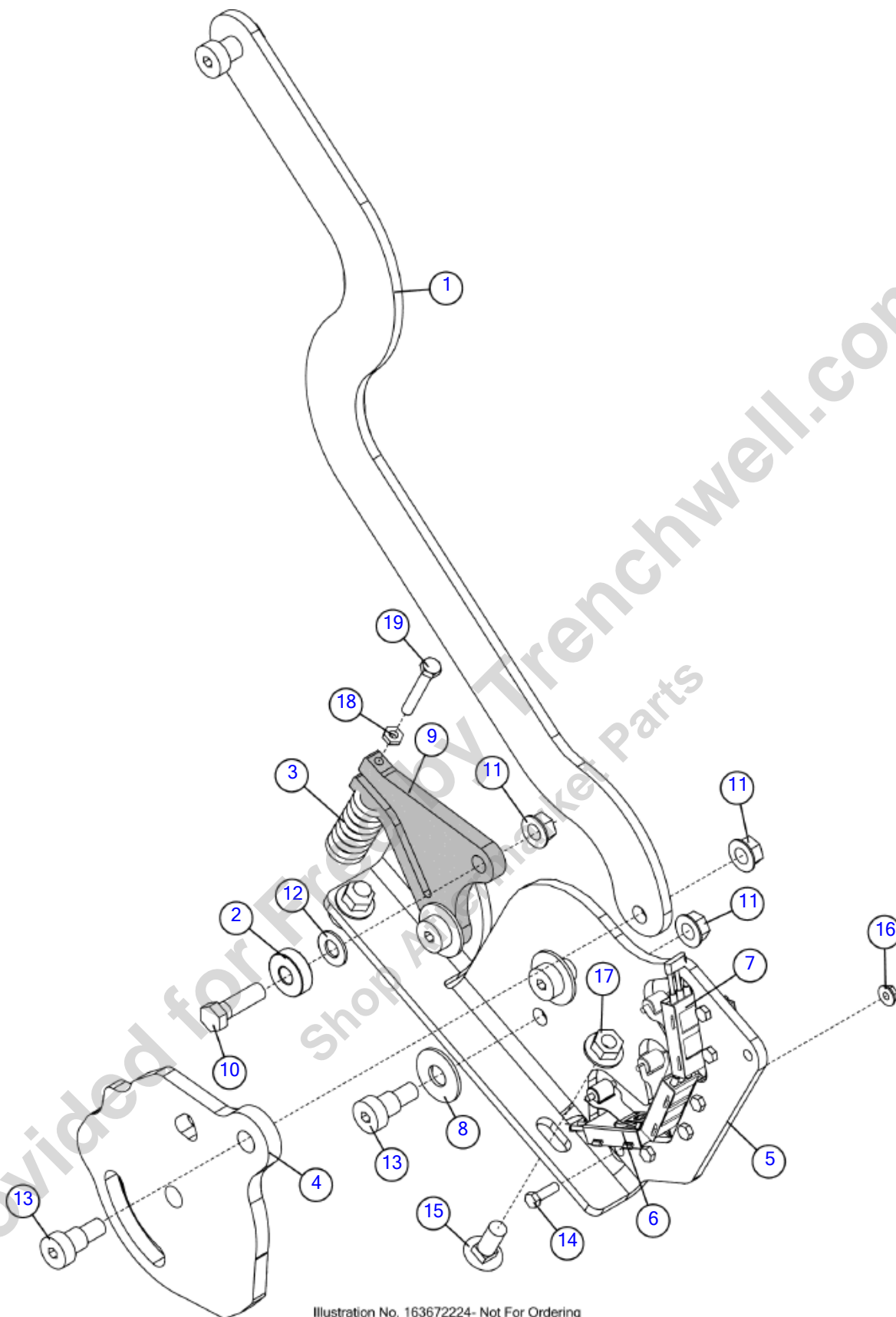


Illustration No. 163672224- Not For Ordering

Control Bar (SN 19200-29376)

Fig 03-03

REF NO.	PART NO.	DESCRIPTION	QTY.	REMARKS
1	153564001	LINKAGE-DIRECTIONAL	1	
2	156690001	BEARING - BALL	1	
3	156724001	SPRING - COMPRESSION	1	
4	163551764	CAM - FEED CONTROL	1	
5	163551765	STAND - CAM	1	
6	163551767	SWITCH-LH ROLLER ARM	1	
7	163551768	SWITCH - RH ROLLER ARM	2	
8	163667450	WASHER-FLAT-50X1.25-.08-CZ	3	
9	180006291	ARM - ADJUSTABLE CAM	1	
10	180007600	BOLT-3/8 - 16X 1 1/4" GR5 HEX (PFCN)	1	
11	1809003	NUT-SMFLGTL-.38-16-G-CZ	6	
12	235713001	WASHER - FLATSTRL - .38 - .41 X .81 - .06-YA-A325	1	
13	240056001	SCREW-SHSS-.50X.50-.38-16THD-CZ	5	
14	506030016	SCREW-HCS,M5-.80X16,8.8,YZ,D933,FT	6	
15	506049025	BOLT-CARG,M10-1.50X25,Short Sq.,8.8,YZ	2	
16	507085005	NUT GB/T 6177.1 M5-GR8	6	
17	507085010	NUT-HEXFLNG LOCK, M10-1.50,10.9,YZ,D6927	2	
18	507090006	NUT-HEX,M6-1.00,CL10,YZ,ISO4032	1	
19	508496040	SCREW-HCS,M6-1.00X40,10.9,YZ,ISO4014,PT	1	

Provided for Free by Trenchwell.com
Shop Aftermarket Parts

Control Bar (SN 29377-)

Fig 03-03R01

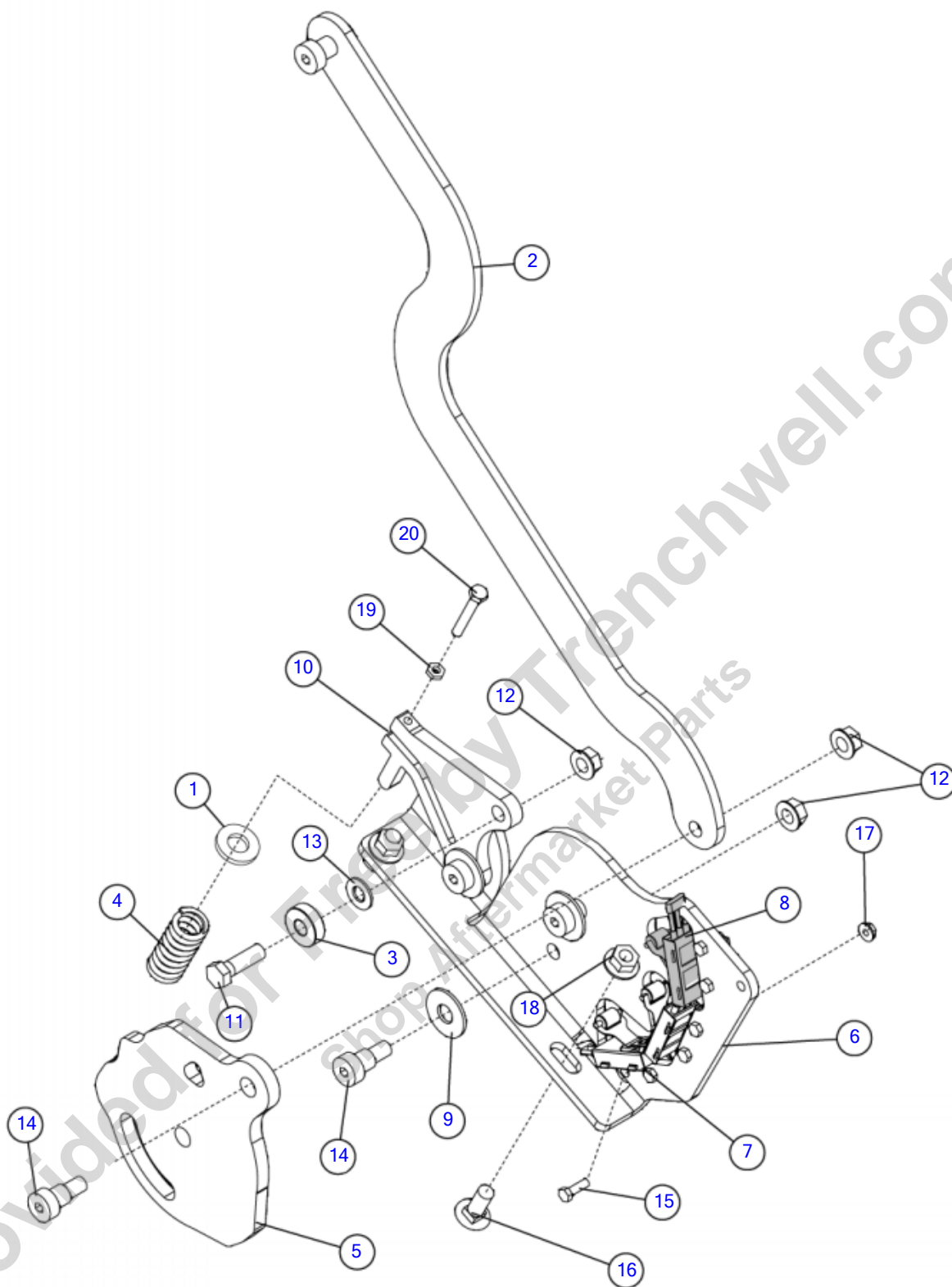


Illustration No. 163672224- Not For Ordering

Control Bar (SN 29377-)

Fig 03-03R01

REF NO.	PART NO.	DESCRIPTION	QTY.	REMARKS
1	127362001	WASHER-1/2 HARD.FLAT	1	
2	153564001	LINKAGE-DIRECTIONAL	1	
3	156690001	BEARING - BALL	1	
4	156724001	SPRING - COMPRESSION	1	
5	163551764	CAM - FEED CONTROL	1	
6	163551765	STAND - CAM	1	
7	163551767	SWITCH-LH ROLLER ARM	1	
8	163551768	SWITCH - RH ROLLER ARM	2	
9	163667450	WASHER-FLAT-50X1.25-.08-CZ	3	
10	180006291	ARM - ADJUSTABLE CAM	1	
11	180007600	BOLT-3/8 - 16X 1 1/4" GR5 HEX (PFCN)	1	
12	1809003	NUT-SMFLGTL-.38-16-G-CZ	6	
13	235713001	3/8 F436 HARDENED FLAT WASHER	1	
14	240056001	SCREW-SHSS-.50X.50-.38-16THD-CZ	5	
15	506030016	SCREW-HCS,M5-.80X16,8.8,D933,FT	6	
16	506049025	BOLT-CARG,M10-1.50X25,Short Sq.,8.8	2	
17	507085005	NUT GB/T 6177.1 M5-GR8	6	
18	507085010	NUT-HEXFLNG LOCK, M10-1.50,10.9,D6927	2	
19	507090006	NUT-HEX,M6-1.00,CL10,ISO4032	1	
20	508496040	SCREW-HCS,M6-1.00X40,10.9,ISO4014,PT	1	

Infeed Table

Fig 03-04

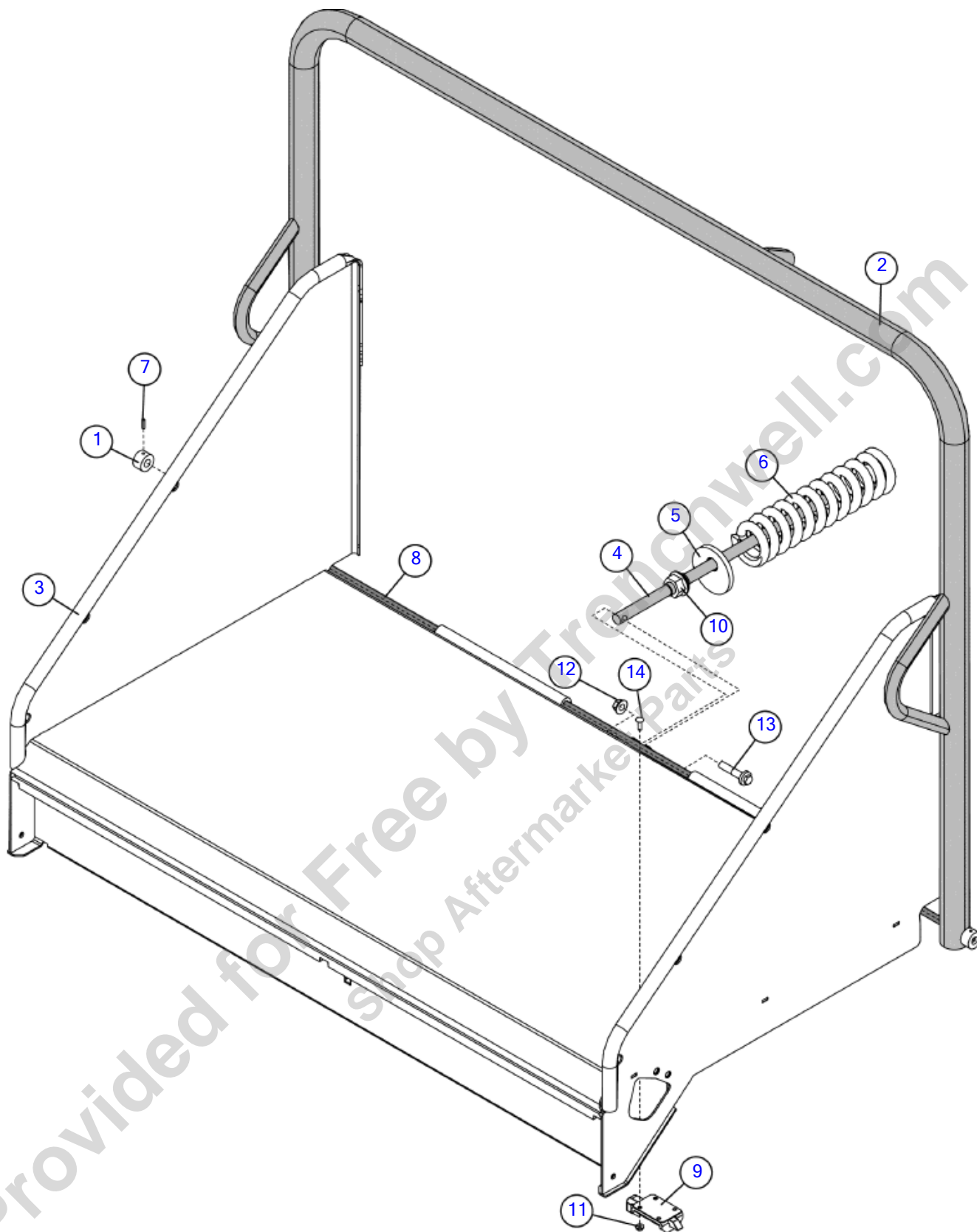


Illustration No. 163627915- Not For Ordering

Infeed Table

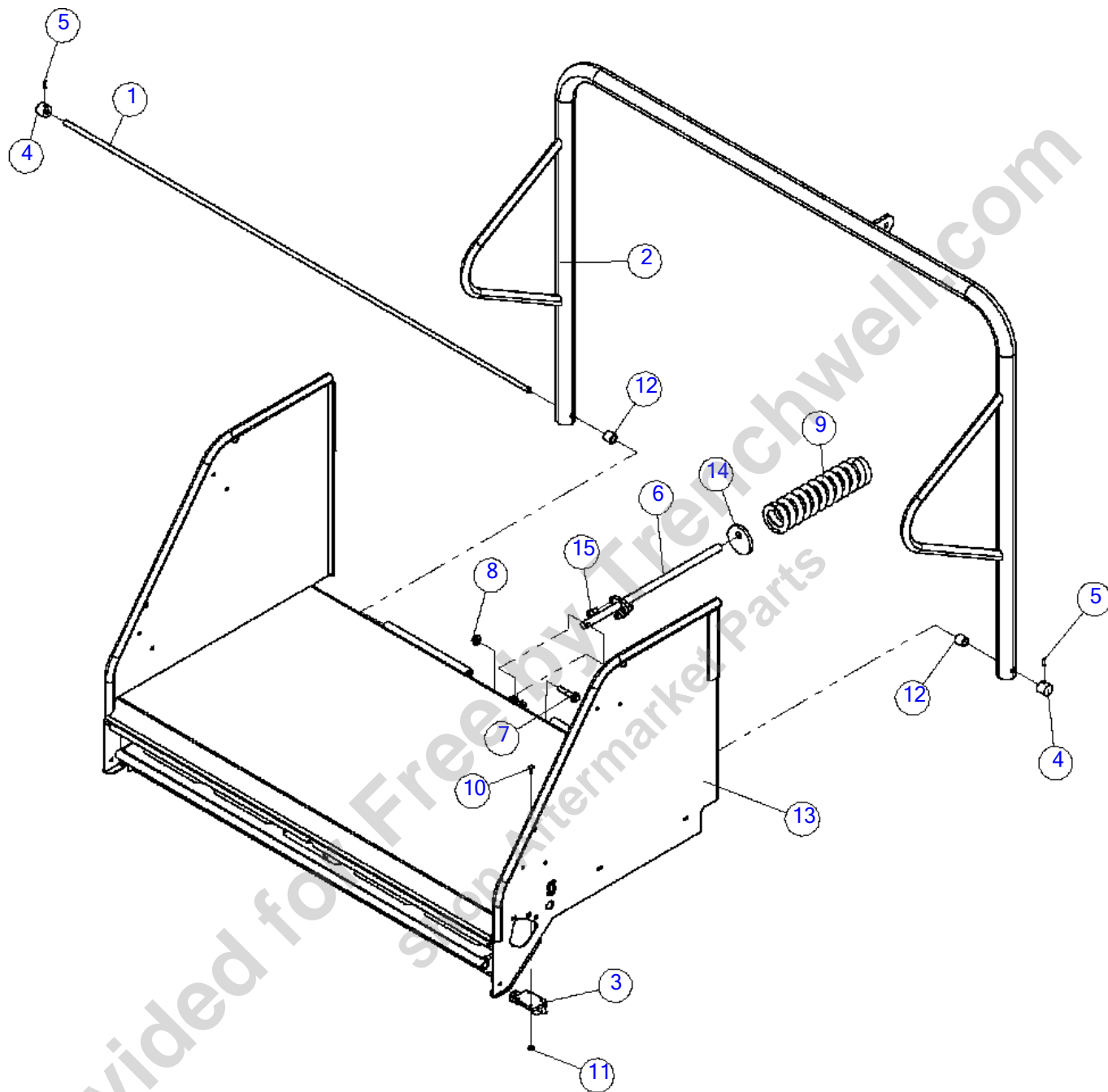
Fig 03-04

REF NO.	PART NO.	DESCRIPTION	QTY.	REMARKS
1	155768001	CAP - ROD INFEED TABLE HINGE	2	
2	163627880	WELDMENT DIRECTIONAL CONTROL BAR	1	
3	163627910	WELDMENT - INFEED TABLE	1	
4	163627931	ROD SPRING ASSIST	1	
5	163627932	SPACER - SPRING	1	
6	163667617	SPRING COMP 3.25 OD X 12.5 1200LBF IN	1	
7	1788041	PIN EXPANSION 3/16 X 3/4 ZINC	2	
8	180005062	ROD - INFEED TABLE HINGE	1	
9	180017010	LATCH SLAM	1	
10	296300906	NUT-HEXFLG-.88-9-GR8-YZ	1	
11	507085006	NUT-HEXFLNG LOCK,M6-1.00,10.9,YZ,D6927	4	
12	507085012	NUT-HEXFLNG LOCK, M12-1.75,10.9,YZ,D6927	1	
13	507613055	SCREW-HFS-M12-1.75 X 55-10.9-YZ	1	
14	508484020	BOLT-CARG,M6-1.00X20M SHORT SQ., 8.8,YZ,ISO8678,FT	4	

Provided for Free by Trenchwell.com
Shop Aftermarket Parts

Infeed Table - Euro (SN 19200-19581)

Fig 03-05



Infeed Table - Euro (SN 19200-19581)

Fig 03-05

REF NO.	PART NO.	DESCRIPTION	QTY.	REMARKS
1	180009564	ROD - INFEED TABLE HINGE	1	
2	308003083	WELDMENT-DIRECTIONAL CONTROL BAR	1	
3	180017010	LATCH-SLAM	1	
4	155768001	CAP - ROD INFEED TABLE HINGE	2	
5	1788041	PIN EXPANSION 3/16 X 3/4 ZINC	2	
6	163677005	WELDMENT - LIFT ASSIST PLUNGER	1	
7	507613060	SCREW-HFS,M12-1.75X60,10.9,YZ,ANSI,B18.2.3.9M,PT	1	
8	507085012	NUT-HEXFLNG LOCK, M12-1.75,10.9,YZ,D6927	1	
9	163667617	SPRING-COMP.3.25"OD X 12.5"1200LBF/IN	1	
10	508484020	BOLT-CARG,M6-1.00X20 SHORT SQ., 8.8,YZ,ISO8678,FT	4	
11	507085006	NUT-HEXFLNG LOCK,M6-1.00,10.9,YZ,D6927	4	
12	180015291	BUSHING-FEED STOP BAR PIVOT 1 OD X .69 ID	2	
13	308009352	INFEED TABLE - EUROPEAN	1	
14	163677001	SPACER - SPRING	1	
15	507715020	BOLT-SHCS,M10-1.50X20,DIN912,12.9	3	

Provided for Free by Trenchwell.com
Shop Aftermarket Parts

Infeed Table - Euro (SN 19582-)

Fig 03-05R01

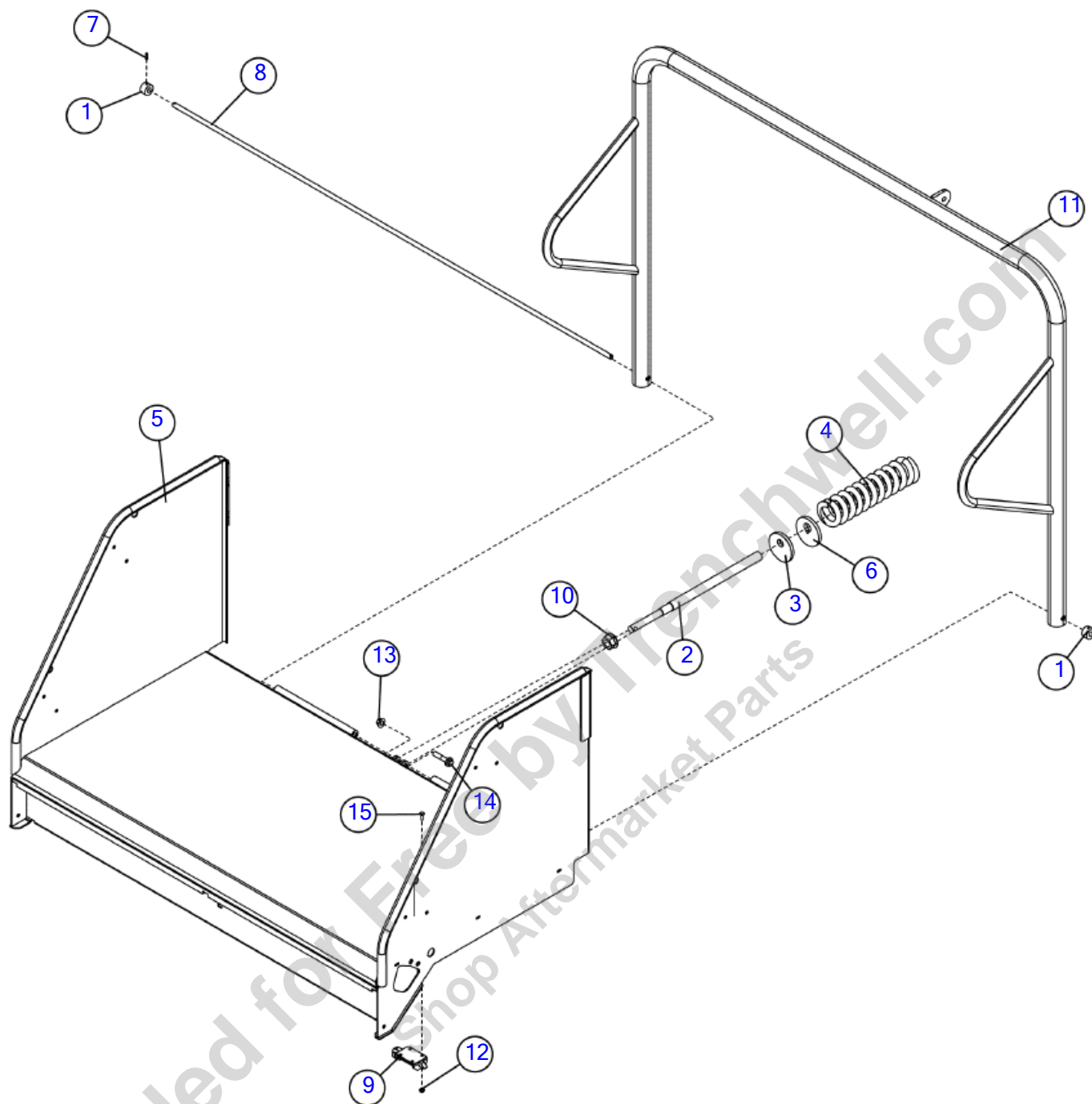


Illustration No. 163709085- Not For Ordering

Infeed Table - Euro (SN 19582-)

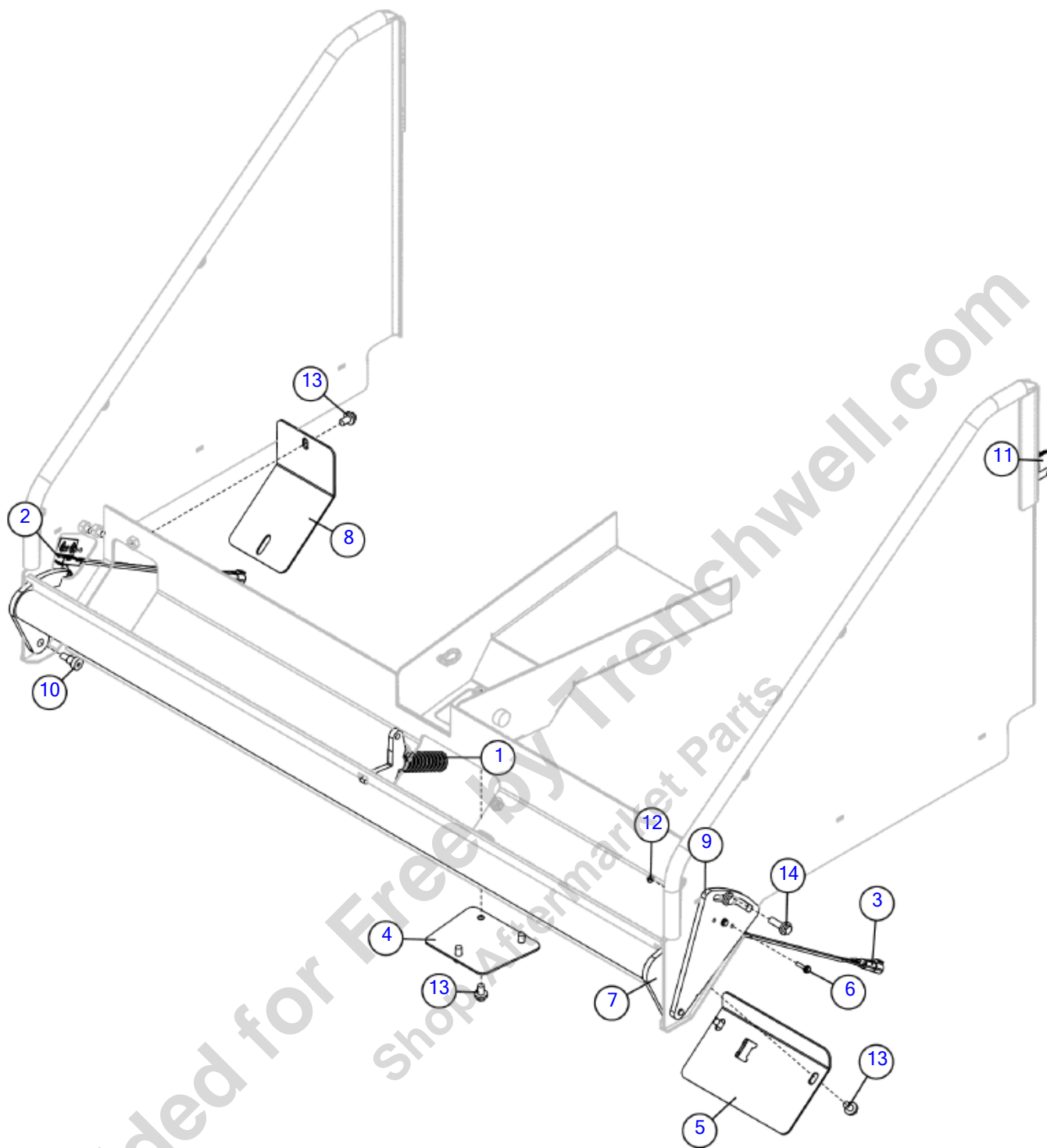
Fig 03-05R01

REF NO.	PART NO.	DESCRIPTION	QTY.	REMARKS
1	155768001	CAP - ROD INFEED TABLE HINGE	2	
2	163627931	ROD SPRING ASSIST	1	
3	163627932	SPACER - SPRING	1	
4	163667617	SPRING COMP 3.25 OD X 12.5 1200LBF IN	1	
5	163709084	WELDMENT INFEED TABLE EURO	1	
6	163709087	SPACER - SPRING - EURO	1	
7	1788041	PIN EXPANSION 3/16 X 3/4 ZINC	2	
8	180009564	ROD - INFEED TABLE HINGE	1	
9	180017010	LATCH SLAM	1	
10	296300906	NUT-HEXFLG-.88-9-GR8-YZ	1	
11	308003083	WELDMENT-DIRECTIONAL CONTROL BAR	1	
12	507085006	NUT-HEXFLNG LOCK,M6-1.00,10.9,YZ,D6927	4	
13	507085012	NUT-HEXFLNG LOCK, M12-1.75,10.9,YZ,D6927	1	
14	507613055	SCREW-HFS-M12-1.75 X 55-10.9-YZ	1	
15	508484020	BOLT-CARG,M6-1.00X20M SHORT SQ., 8.8,YZ,ISO8678,FT	4	

Provided for Free by Trenchwell.com
Shop Aftermarket Parts

Lower Feed Stop Bar (SN 19200-31520)

Fig 03-06



Lower Feed Stop Bar (SN 19200-31520)

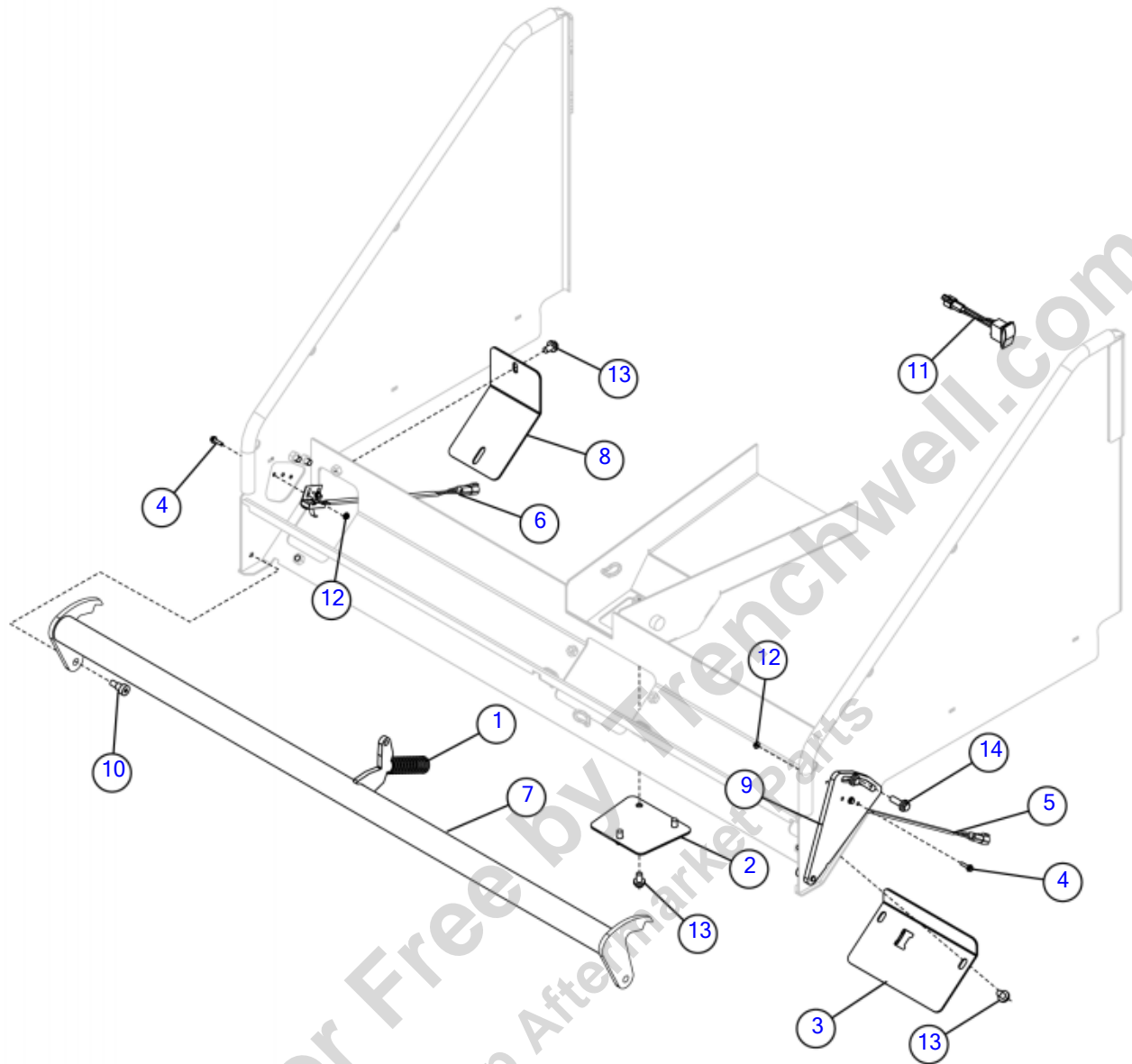
Fig 03-06

REF NO.	PART NO.	DESCRIPTION	QTY.	REMARKS
1	162844001	SPRING-COMP.SS 1.225ODX.125WX4,31OLB/IN	1	
2	163551767	SWITCH-LH ROLLER ARM	1	
3	163551768	SWITCH - RH ROLLER ARM	1	
4	163627904	COVER LOWER BAR LINKAGE	1	
5	163677503	SPRING GUIDE COVER - INFEED TABLE	1	
6	163709092	5MM HEX FLG SCREW X 20MM LONG GRADE 8.8 YZ	4	
7	180010108	LOWER SAFETY BAR	1	
8	180010111	SWITCH COVER - INFEED TABLE	2	
9	180010174	PLATE - SWITCH MOUNT	2	
10	240056001	SCREW-SHSS-.50X.50-.38-16THD-CZ	2	
11	257541001	SWITCH-SPDT 3 POSITION MOM	1	
12	507085005	NUT-HEXFLNG LOCK,M5-.80,10.9,YZ,D6927	4	
13	507612016	SCREW-HFS,M10-1.50X16,10.9,YZ,ANSI,B18.2.3.9M,FT	9	
14	507612030	SCREW-HFS,M10-1.50X30,10.9,YZ,ANSI,B18.2.3.9M,FT	4	

Provided for Free by Trenchwell.com
Shop Aftermarket Parts

Lower Feed Stop Bar (SN 31521-)

Fig 03-06R01



Lower Feed Stop Bar (SN 31521-)

Fig 03-06R01

REF NO.	PART NO.	DESCRIPTION	QTY.	REMARKS
1	162844001	SPRING-COMP.SS 1.225ODX.125WX4,31OLB/IN	1	
2	163627904	COVER LOWER BAR LINKAGE	1	
3	163677503	SPRING GUIDE COVER - INFEED TABLE	1	
4	163709092	5MM HEX FLG SCREW X 20MM LONG GRADE 8.8 YZ	4	
5	163777160	SWITCH-RH SIMULATED ROLLER ARM	1	
6	163777161	SWITCH-LH SIMULATED ROLLER ARM	1	
7	180010108	LOWER SAFETY BAR	1	
8	180010111	SWITCH COVER - INFEED TABLE	2	
9	180010174	PLATE - SWITCH MOUNT	2	
10	240056001	SCREW-SHSS-.50X.50-.38-16THD-CZ	2	
11	257541001	SWITCH-SPDT 3 POSITION MOM	1	
12	507085005	NUT GB/T 6177.1 M5-GR8	4	
13	507612016	SCREW-HFS,M10-1.50X16,10.9,ANSI,B18.2.3.9M,FT	9	
14	507612030	SCREW-HFS,M10-1.50X30,10.9,ANSI,B18.2.3.9M,FT	4	

Provided for Free by Trenchwell.com
Shop Aftermarket Parts

Feed Table Linkage

Fig 03-07

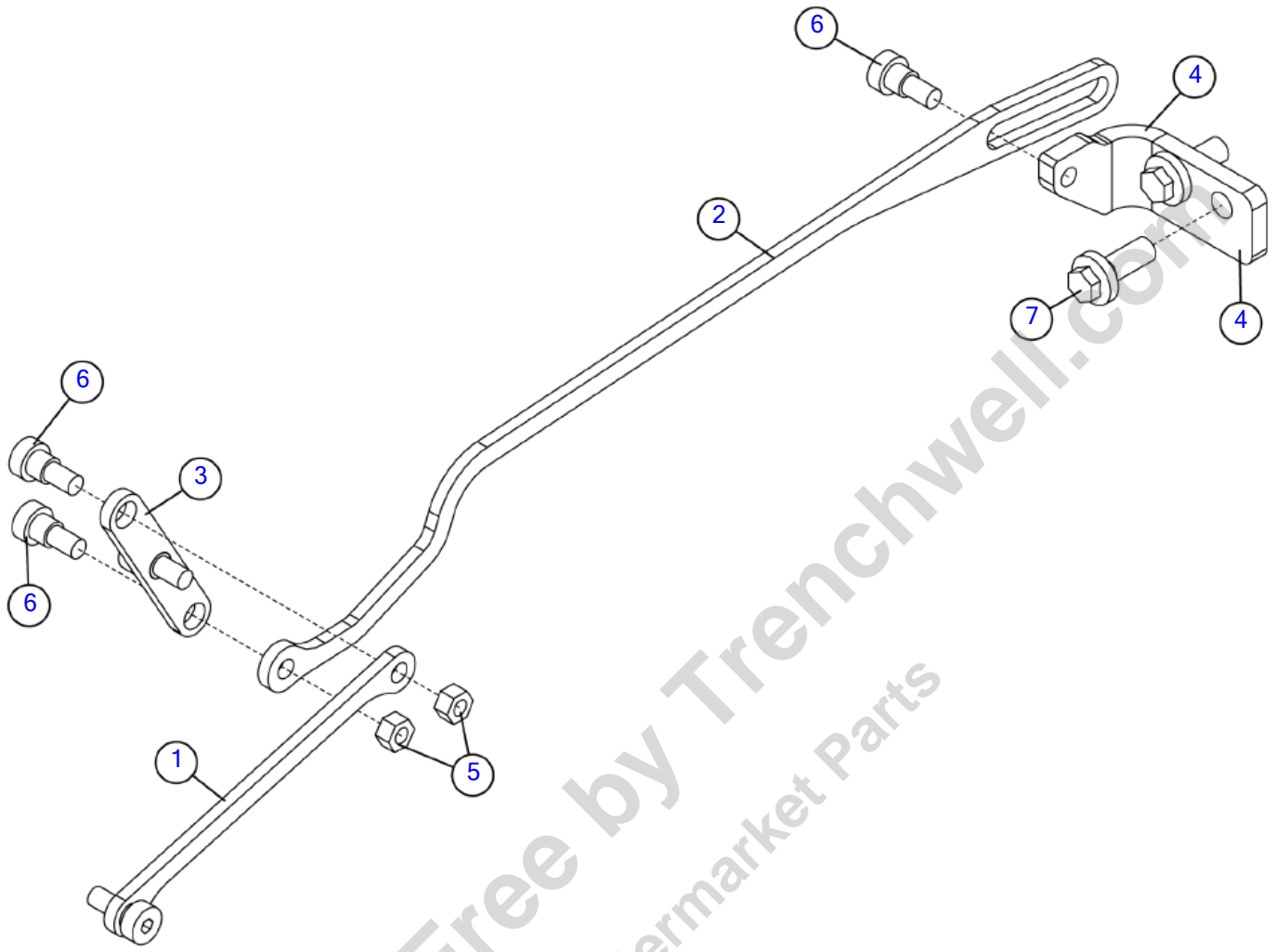


Illustration No. 163627917- Not For Ordering

Feed Table Linkage

Fig 03-07

REF NO.	PART NO.	DESCRIPTION	QTY.	REMARKS
1	163627901	LINK UPPER SHORT INFEED TABLE	1	
2	163627902	LINK LOWER LONG INFEED TABLE	1	
3	163627903	LEVER ROTATING INFEED TABLE	1	
4	180010122	LINKAGE TAB - INFEED TABLE	1	
5	250508001	NUT - 3/8-NC Gr8 TOP LOCK Y/ZINC	2	
6	296256038	SCREW - SHSS - .50X.38-.38-16 THD-CZ	5	
7	507613030	SCREW-HFS,M12-1.75X30,10.9,YZ,ANSI,B18.2.3.9M,PT	2	

Provided for Free by Trenchwell.com
Shop Aftermarket Parts

Lower Feed Stop Bar & Linkage - Euro (SN 19200-19581)

Fig 03-08

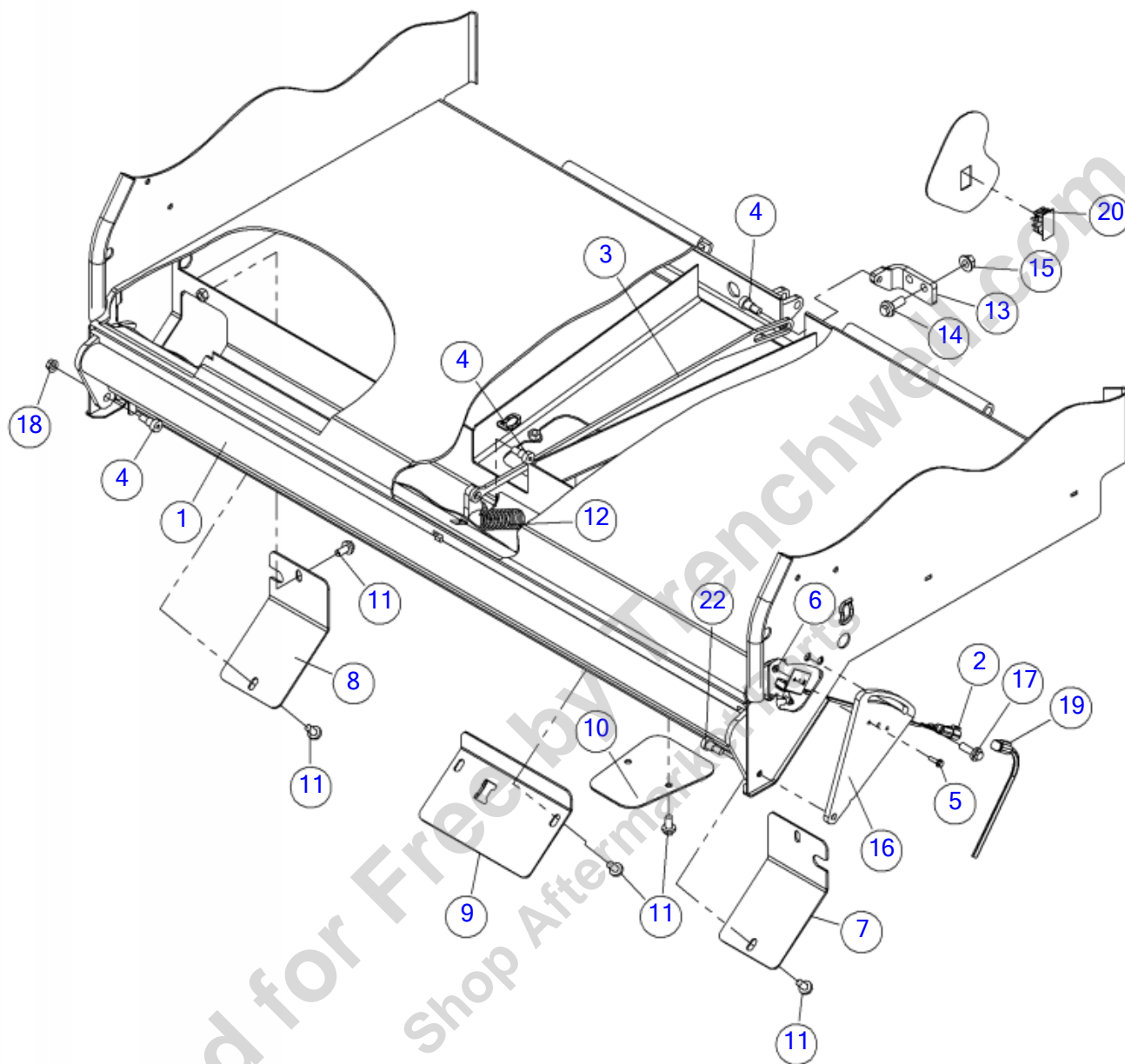


Illustration No: 163672286 - Not For Ordering

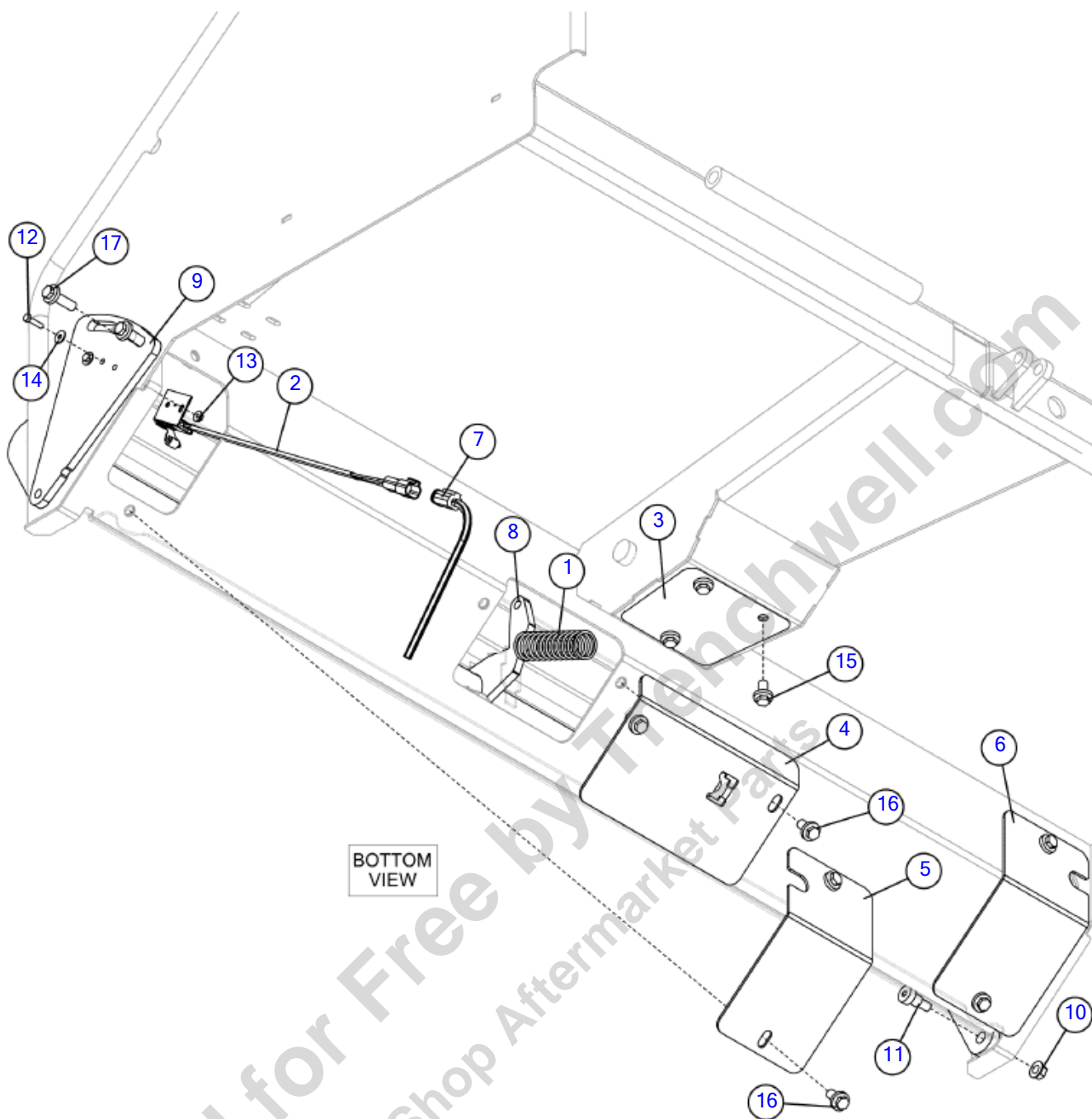
Lower Feed Stop Bar & Linkage - Euro (SN 19200-19581)

Fig 03-08

REF NO.	PART NO.	DESCRIPTION	QTY.	REMARKS
1	180010108	LOWER SAFETY BAR	1	
2	163551768	SWITCH - RH ROLLER ARM	1	
3	180010116	SAFETY BAR LINKAGE - INFEED TABLE	1	
4	240056001	SCREW-SHSS-.50X.50-.38-16THD-CZ	3	
5	163709092	5MM HEX FLG SCREW X 20MM LONG GRADE 8.8 YZ	2	
6	507085005	NUT-HEXFLNG LOCK,M5-.80,10.9,YZ,D6927	2	
7	180009562	SWITCH COVER - INFEED TABLE	1	
8	180009563	SWITCH COVER - EURO LEFT	1	
9	163677503	SPRING GUIDE COVER - INFEED TABLE	1	
10	163635124	COVER-HARNESS	1	
11	507612020	SCREW-HFS,M10-1.50X20,10.9,YZ,ANSI,B18.2.3.9M,FT	8	
12	162844001	SPRING-COMP.SS 1.225ODX.125WX4,31OLB/IN	1	
13	180010122	LINKAGE TAB - INFEED TABLE	1	
14	507613030	SCREW-HFS,M12-1.75X30,10.9,YZ,ANSI,B18.2.3.9M,PT	2	
15	507085012	NUT-HEXFLNG LOCK, M12-1.75,10.9,YZ,D6927	2	
16	180010174	PLATE - SWITCH MOUNT	1	
17	507612030	SCREW-HFS,M10-1.50X30,10.9,YZ,ANSI,B18.2.3.9M,FT	2	
18	1809003	NUT-3/8 SM FLGE T.L.	1	
19	180009579	HARNESS - SIDE BAR	1	
20	156720001	PLUG - ROCKER SWITCH	1	
21	180010635	PANEL - REAR WINCH SHIELD SIDE, RIGHT	1	
22	180007758	SCREW-SHSS-.50X.50-.38-16THD-CZ (PFCN)	1	

Lower Feed Stop Bar & Linkage - Euro (SN 19582-31520)

Fig 03-08R01



Lower Feed Stop Bar & Linkage - Euro (SN 19582-31520)

Fig 03-08R01

REF NO.	PART NO.	DESCRIPTION	QTY.	REMARKS
1	162844001	SPRING-COMP.SS 1.225ODX.125WX4,31OLB/IN	1	
2	163551768	SWITCH - RH ROLLER ARM	1	
3	163627904	COVER LOWER BAR LINKAGE	1	
4	163677503	SPRING GUIDE COVER - INFEED TABLE	1	
5	180009562	SWITCH COVER - INFEED TABLE	1	
6	180009563	SWITCH COVER - EURO LEFT	1	
7	180009579	HARNESS - SIDE BAR	1	
8	180010108	LOWER SAFETY BAR	1	
9	180010174	PLATE - SWITCH MOUNT	1	
10	1809003	NUT-SMFLGTL-.38-16-G-CZ	1	
11	240056001	SCREW-SHSS-.50X.50-.38-16THD-CZ	2	
12	506030020	SCREW,HCS,M5,.80X20,8.8,YZ,D933,FT	2	
13	507085005	NUT GB/T 6177.1 M5-GR8	2	
14	507086005	WASHER-FLAT,M5,LARGE RIM,DIN9021	2	
15	507612016	SCREW-HFS,M10-1.50X16,10.9,YZ,ANSI,B18.2.3.9M,FT	3	
16	507612020	SCREW-HFS,M10-1.50X20,10.9,YZ,ANSI,B18.2.3.9M,FT	6	
17	507612030	SCREW-HFS,M10-1.50X30,10.9,YZ,ANSI,B18.2.3.9M,FT	2	

Lower Feed Stop Bar & Linkage - Euro (SN 31521-)

Fig 03-08R02

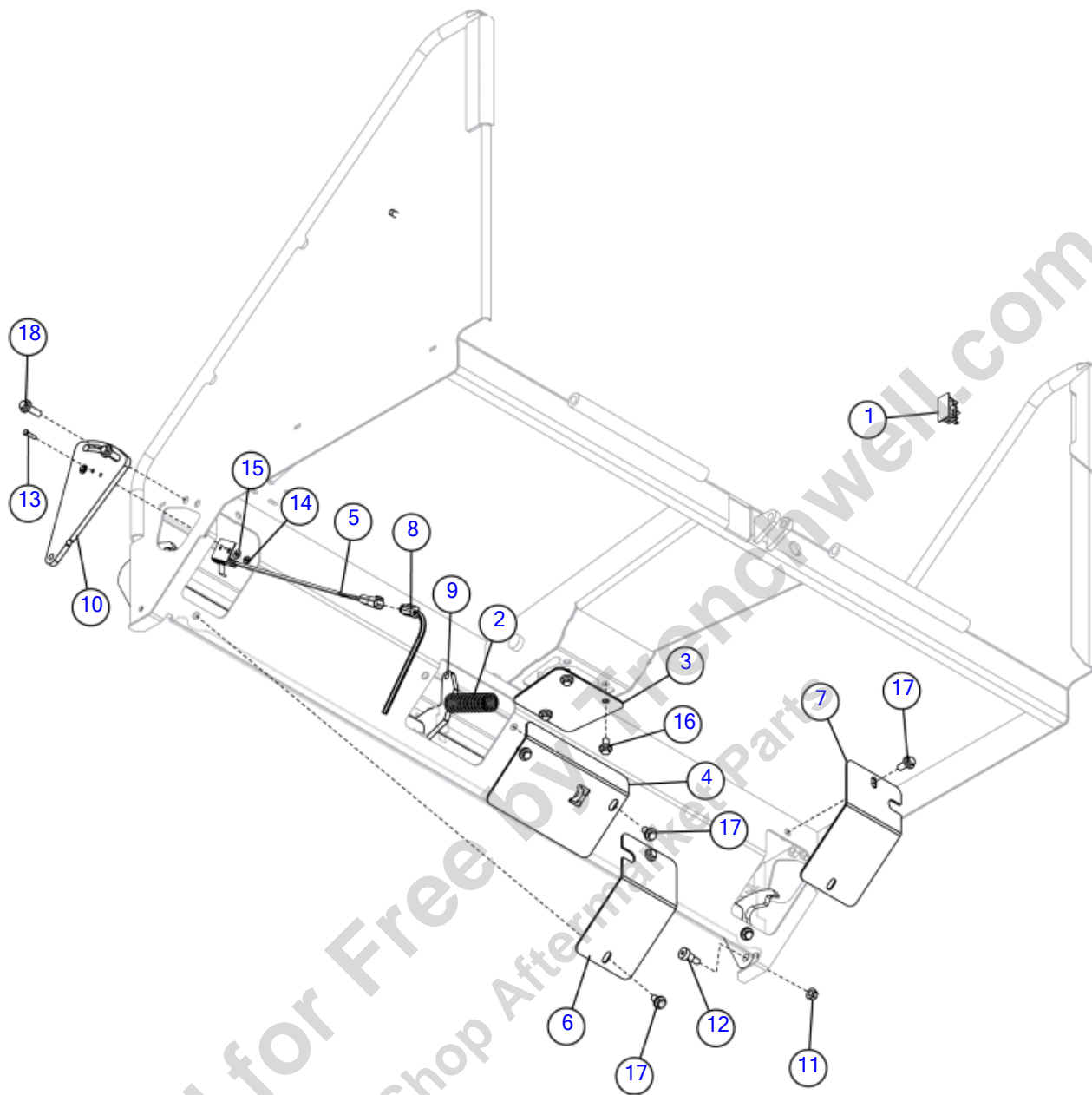


Illustration No. 163709086- Not For

Lower Feed Stop Bar & Linkage - Euro (SN 31521-)

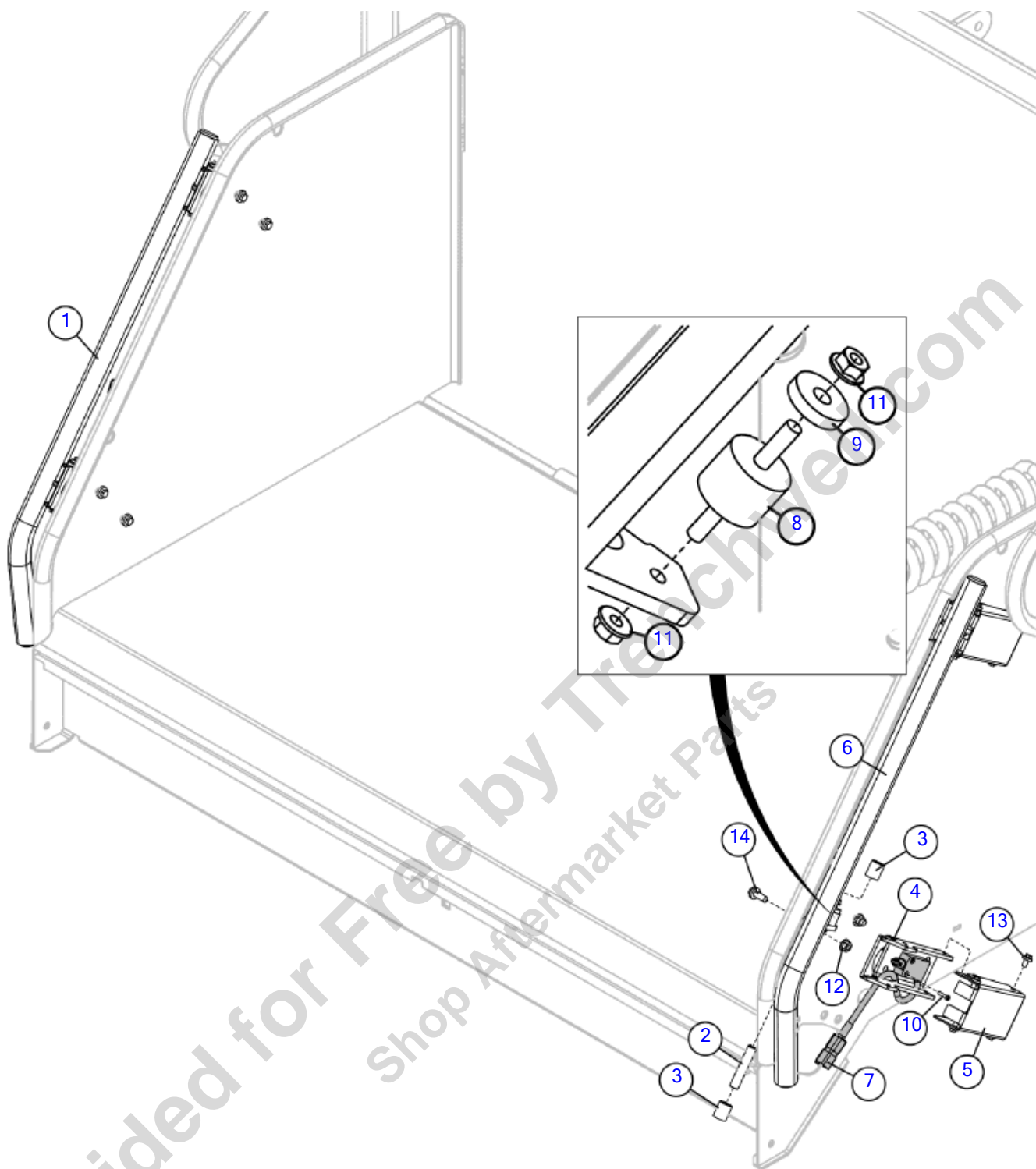
Fig 03-08R02

REF NO.	PART NO.	DESCRIPTION	QTY.	REMARKS
1	156720001	PLUG - ROCKER SWITCH	1	
2	162844001	SPRING-COMP.SS 1.225ODX.125WX4,31OLB/IN	1	
3	163627904	COVER LOWER BAR LINKAGE	1	
4	163677503	SPRING GUIDE COVER - INFEED TABLE	1	
5	163777160	SWITCH-RH SIMULATED ROLLER ARM	1	
6	180009562	SWITCH COVER - INFEED TABLE	1	
7	180009563	SWITCH COVER - EURO LEFT	1	
8	180009579	HARNESS - SIDE BAR	1	
9	180010108	LOWER SAFETY BAR	1	
10	180010174	PLATE - SWITCH MOUNT	1	
11	1809003	NUT-SMFLGTL-.38-16-G-CZ	1	
12	240056001	SCREW-SHSS-.50X.50-.38-16THD-CZ	2	
13	506030020	SCREW,HCS,M5,.80X20,8.8,D933,FT	2	
14	507085005	NUT GB/T 6177.1 M5-GR8	2	
15	507086005	WASHER-FLAT,M5,LARGE RIM,DIN9021	2	
16	507612016	SCREW-HFS,M10-1.50X16,10.9,ANSI,B18.2.3.9M,FT	3	
17	507612020	SCREW-HFS,M10-1.50X20,10.9,ANSI,B18.2.3.9M,FT	6	
18	507612030	SCREW-HFS,M10-1.50X30,10.9,ANSI,B18.2.3.9M,FT	2	

Provided for Free by Trenchwell.com
Shop Aftermarket Parts

Side Bar - Euro

Fig 03-09




Side Bar - Euro

Fig 03-09

REF NO.	PART NO.	DESCRIPTION	QTY.	REMARKS
1	180009569	WELDMENT-LEFT SIDEBAR	1	
2	180009571	PIVOT-LINKAGE	4	
3	180009572	LINKAGE-SPACER	4	
4	180009575	SWITCH BOX-WELDMENT	4	
5	180009577	COVER - SIDEBAR LINKAGE	4	
6	180009578	WELDMENT - RIGHT SIDE BAR	1	
7	180009580	SWITCH - LIMIT ROLLER	2	
8	180009582	SANDWICH MOUNT - METRIC	4	
9	180009583	SLUG - SPACER	4	
10	308002180	SCREW-SLOTTED-HEAD M4X16 -8.8- DIN 84 EV	4	
11	506986006	NII-NUT,HEXFLNG,M6-1.00,CL10,YZ,ISO4161	8	
12	507085008	NII-NUT-HEXFLNG LOCK,M8-1.25,10.9,YZ,D6927	8	
13	507610010	SCREW-HFS,M6-1.00X10,10.9,YZ,D6921,FT	16	
14	507611020	SCREW-HFS,M8-1.25X20,10.9,YZ,D6921,FT	8	

Provided for Free by Trenchwell.com
Shop Aftermarket Parts

Discharge Chute



Provided for Free by TroyChowell.com
Shop Aftermarket Parts

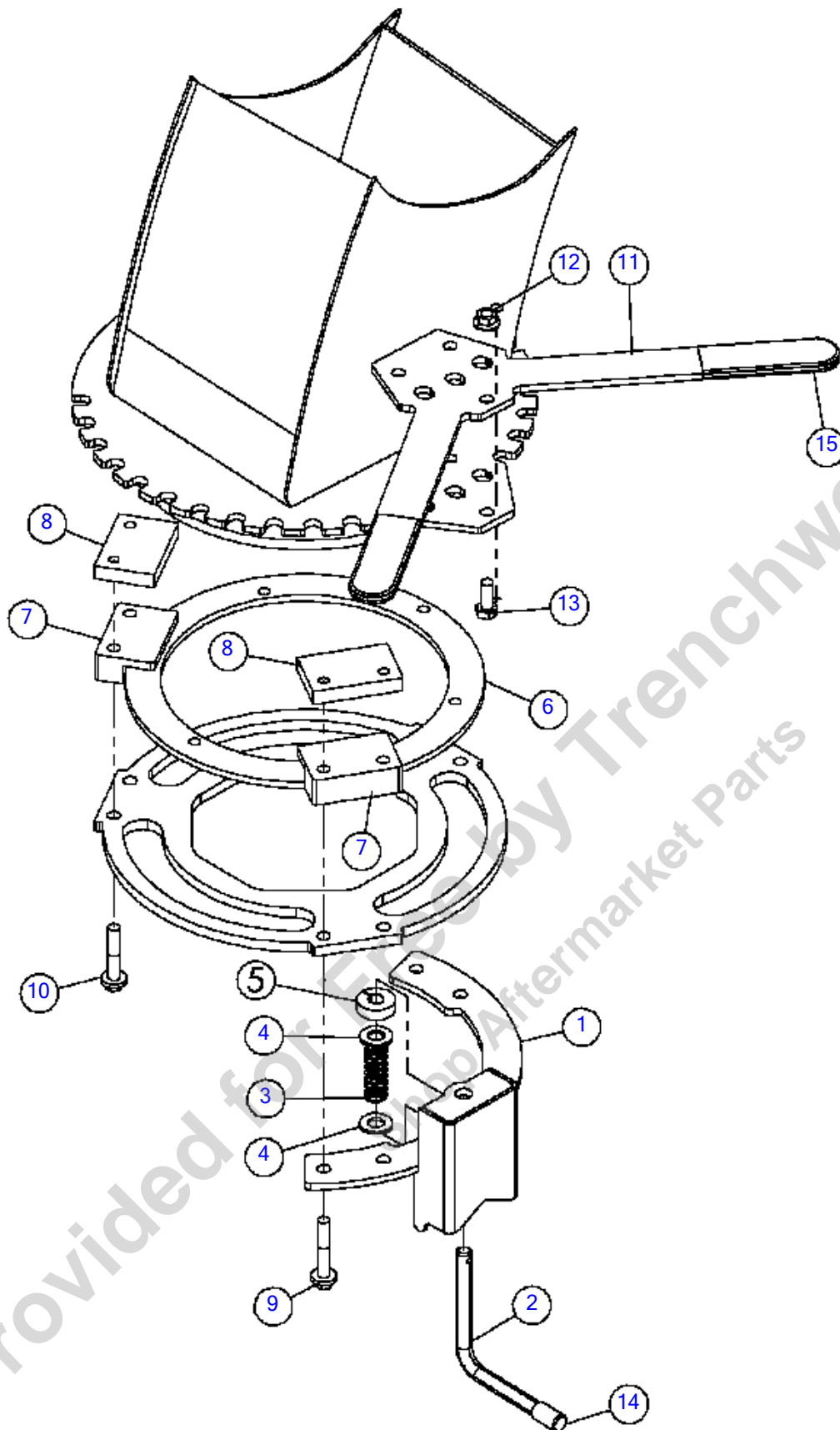
Discharge Chute

Chute Rotation (SN 19200-21470)	Fig	04-01
Chute Rotation (SN 21471-)	Fig	04-01R01
Deflector - Basic	Fig	04-02
Deflector - Deluxe	Fig	04-03
Sound Reduction - Basic	Fig	04-04
Sound Reduction - Deluxe	Fig	04-05

Provided for Free by Trenchwell.com
Shop Aftermarket Parts

Chute Rotation (SN 19200-21470)

Fig 04-01



Chute Rotation (SN 19200-21470)

Fig 04-01

REF NO.	PART NO.	DESCRIPTION	QTY.	REMARKS
1	163672011	MOUNT-LATCH PLATE	1	
2	163672012	LATCH HANDLE	1	
3	180012345	SPRING-COMP .72OD X 2.0,15.2LBS/INCH	1	
4	252253001	WASHER-1/2 SAE FLAT ZP	2	
5	145575001	CLAMP COLLAR	1	
6	180012393	DISC-CHUTE ROTATE	1	
7	180012394	CLAMP-CHUTE ROTATE	3	
8	180014644	NUT BAR - FOR PLASTIC CAP	3	
9	507612055	SCREW-HFS,M10-1.50X55,10.9,YZ,D6921,PT	4	
10	507612050	SCREW-HFS,M10-1.50X50,10.9,YZ,ANSI,B18.2.3.9M,PT	2	
11	163672265	HANDLE - CHUTE ROTATION	1	
12	507085010	NUT-HEXFLNG LOCK, M10-1.50,10.9,YZ,D6927	3	
13	238888001	BOLT-M10X1.50X25 HHCS CL-10.9 ZY	3	
14	129958001	CAP-.468IDX.6OD-1"DP.BLK.FLEX.	1	
15	128471001	GRIP - FLAT HANDLE	2	

Chute Rotation (SN 21471-)

Fig 04-01R01

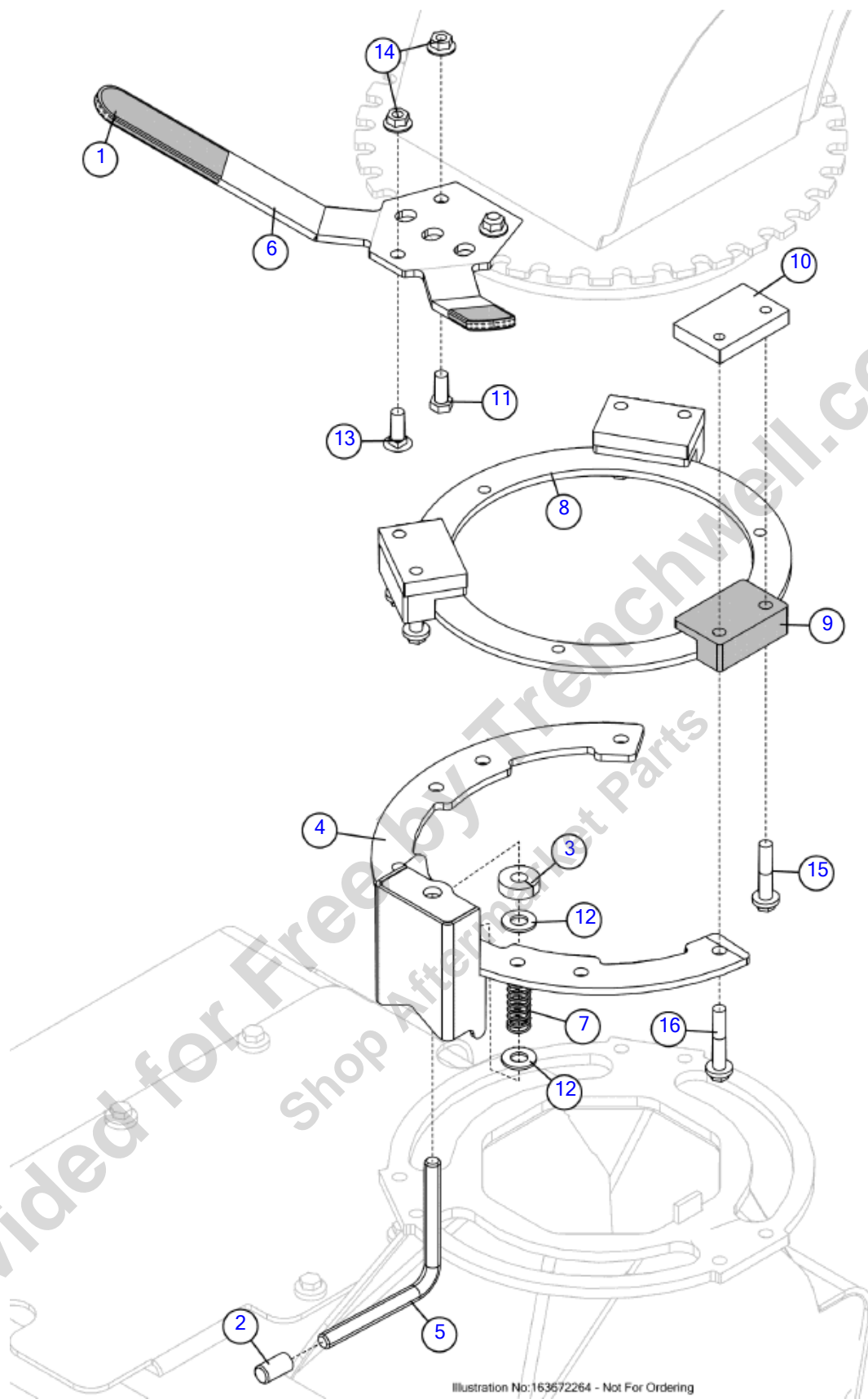


Illustration No: 163672264 - Not For Ordering

Chute Rotation (SN 21471-)

Fig 04-01R01

REF NO.	PART NO.	DESCRIPTION	QTY.	REMARKS
1	128471001	GRIP - FLAT HANDLE	2	
2	129958001	CAP .468 ID X .6 OD 1in DP BLK FLEX	1	
3	145575001	CLAMP COLLAR	1	
4	163672011	MOUNT LATCH PLATE	1	
5	163672012	LATCH HANDLE	1	
6	163672265	HANDLE - CHUTE ROTATION	1	
7	180012345	SPRING-COMP .72OD X 2.0,15.2LBS/INCH	1	
8	180012393	DISC-CHUTE ROTATE	1	
9	180012394	CLAMP-CHUTE ROTATE	3	
10	180014644	NUT BAR - FOR PLASTIC CAP	3	
11	238888001	BOLT-M10X1.50X25 HHCS CL-10.9 ZY	2	
12	252253001	WASHER-1/2 SAE FLAT ZP	2	
13	506049030	BOLT-CARG,M10-1.50X30,Short Sq.,8.8,YZ,ISO8678,FT	1	
14	507085010	NUT-HEXFLNG LOCK, M10-1.50,10.9,YZ,D6927	3	
15	507612050	SCREW HFS,M10, 1.50X50,10.9,YZ,ANSI,B18.2.3.9M,PT	2	
16	507612055	SCREW HFS,M10 1.50X55,10.9,YZ,D6921,PT	4	

Provided for Free by Trenchwell.com
Shop Aftermarket Parts

Deflector - Basic

Fig 04-02

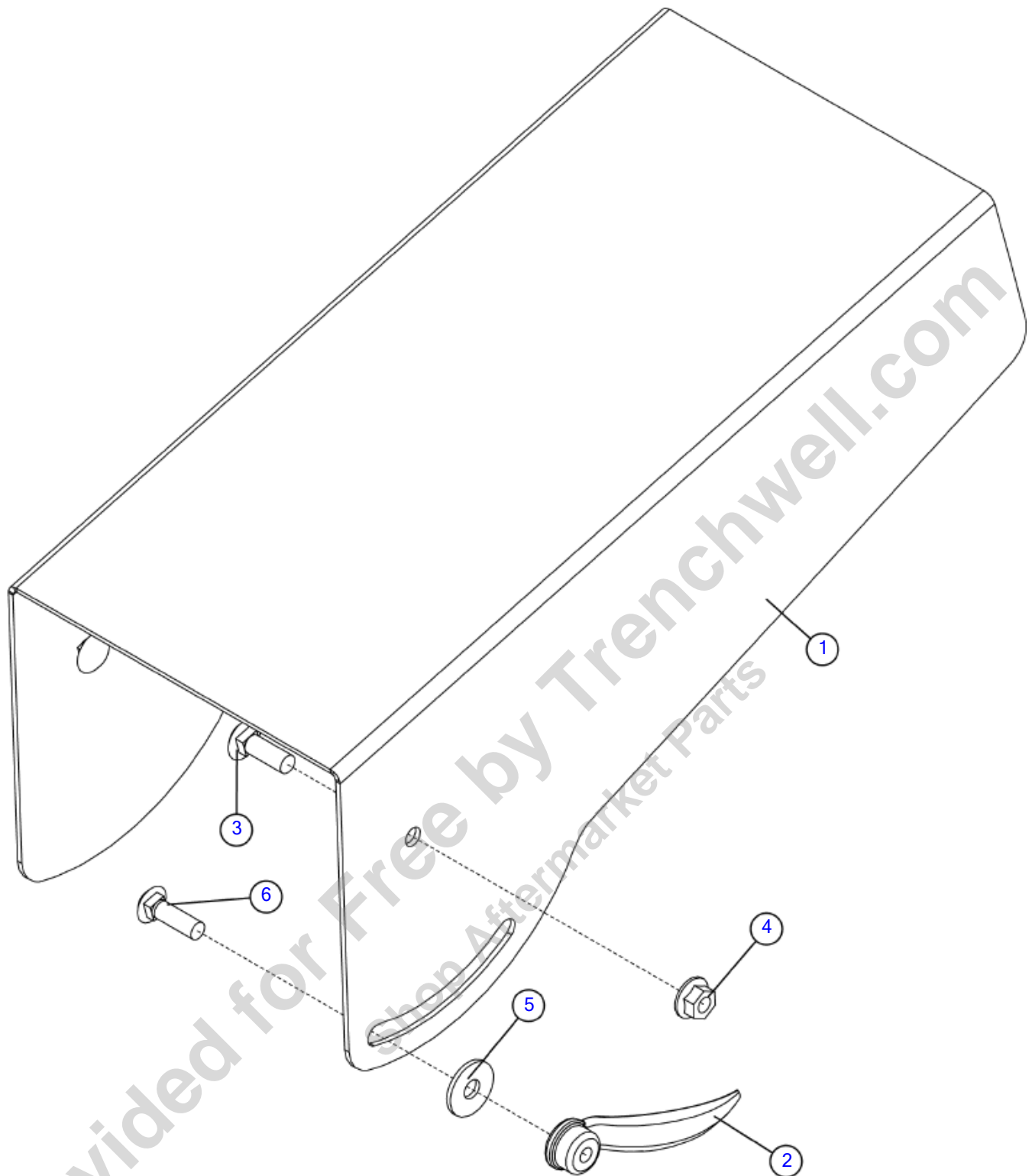


Illustration No. 163672223- Not For Ordering

Deflector - Basic

Fig 04-02

REF NO.	PART NO.	DESCRIPTION	QTY.	REMARKS
1	153365001	DEFLECTOR	1	
2	180005150	HANDLE - CAST PLATED	1	
3	506049030	BOLT-CARG,M10-1.50X30,Short Sq.,8.8,YZ,ISO8678,FT	2	
4	507085010	NUT-HEXFLNG LOCK, M10-1.50,10.9,YZ,D6927	2	
5	507086010	WASHER-FLAT,M10,LARGE RIM,DIN9021	1	
6	510308112	BOLT CARG .38 16X1.25 GR5 YZ	1	

Provided for Free by Trenchwell.com
Shop Aftermarket Parts

Deflector - Deluxe

Fig 04-03

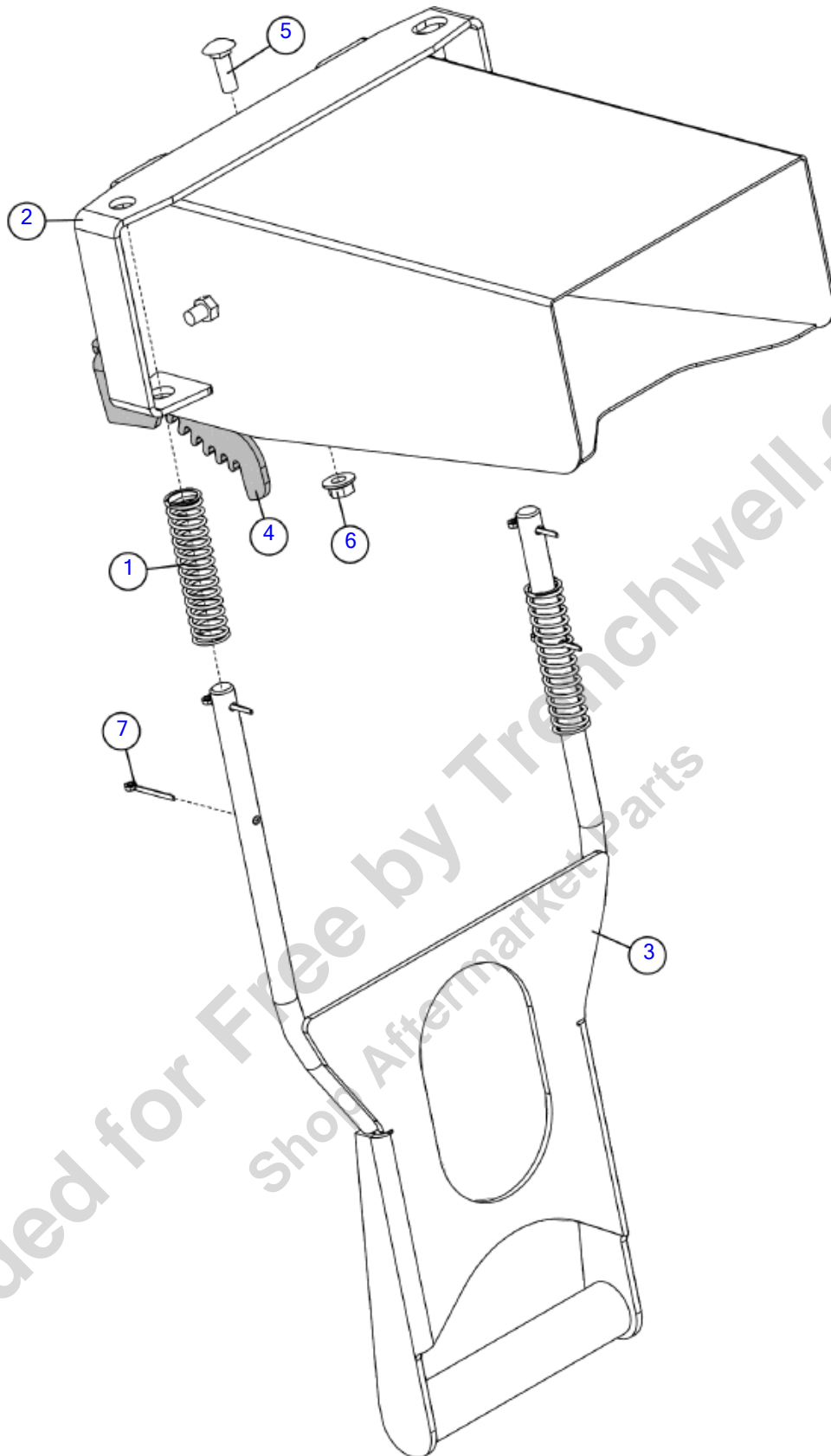


Illustration No: 163672338 - Not For Ordering

Deflector - Deluxe

Fig 04-03

REF NO.	PART NO.	DESCRIPTION	QTY.	REMARKS
1	162400001	SPRING-COMP .975 ODX4.00L-.092 WIRE SS	2	
2	163627642	DEFLECTOR - MANUAL PIVOT,	1	
3	163627644	WELDMENT-DISCHARGE CHUTE HANDLE	1	
4	163627896	PLATE - RATCHET	1	
5	506049030	BOLT-CARG,M10-1.50X30,Short Sq.,8.8,YZ,ISO8678,FT	5	
6	507085010	NUT-HEXFLNG LOCK, M10-1.50,10.9,YZ,D6927	5	
7	510011	COTTER PIN-1/8" X 1 1/2"	4	

Provided for Free by Trenchwell.com
Shop Aftermarket Parts

Sound Reduction - Basic

Fig 04-04

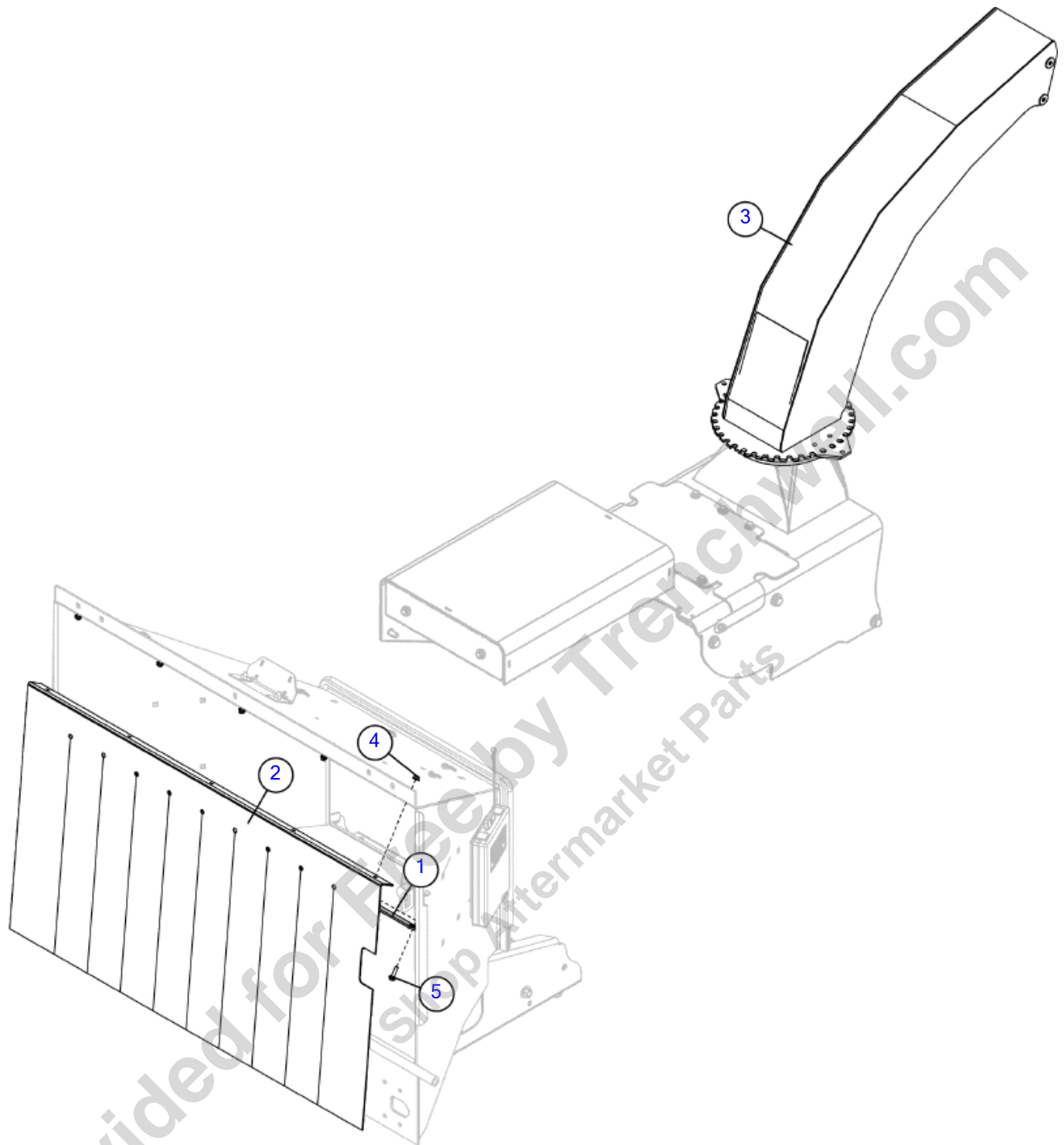


Illustration No: 163672052 - Not For Ordering

Sound Reduction - Basic

Fig 04-04

REF NO.	PART NO.	DESCRIPTION	QTY.	REMARKS
1	160980001	BAR - REAR CURTAIN	1	
2	160981001	CURTAIN - INFEED	1	
3	163672008	CHUTE-DISCHARGE-BASIC	1	
4	507085008	NUT-HEXFLNG LOCK,M8-1.25,10.9,YZ,D6927	5	
5	507611030	SCREW HFS M8 1.25 X 30 10.9 YZ D6921 FT	5	

Provided for Free by Trenchwell.com
Shop Aftermarket Parts

Sound Reduction - Deluxe

Fig 04-05

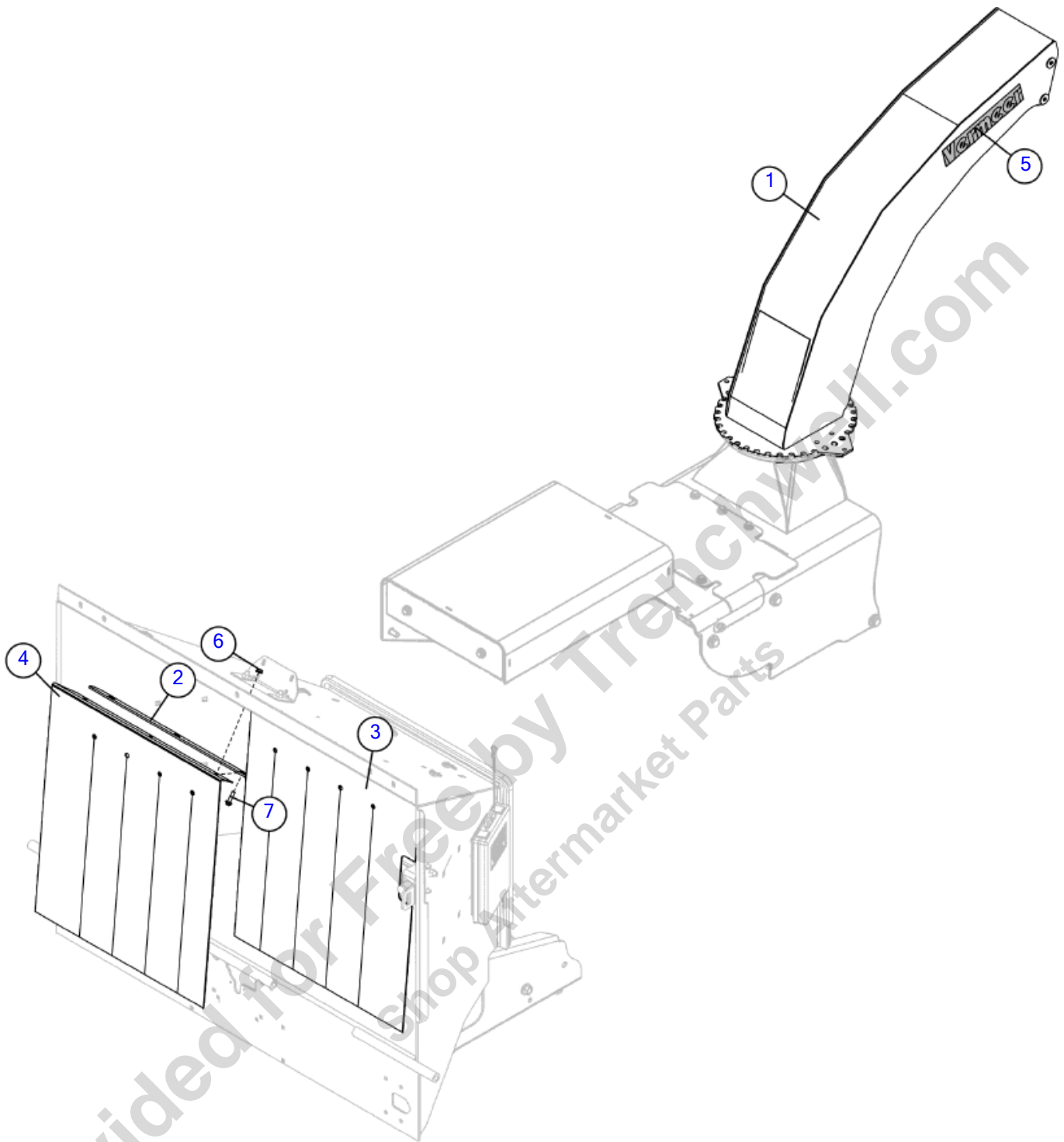


Illustration No: 163672354- Not For Ordering


Sound Reduction - Deluxe

Fig 04-05

REF NO.	PART NO.	DESCRIPTION	QTY.	REMARKS
1	163672355	CHUTE-DISCHARGE-SOUND	1	
2	180014550	HALF BAR - REAR CURTAIN	2	
3	180014551	CURTAIN-SPLIT 2-SOUND INFEED	1	
4	180014552	CURTAIN-SPLIT-SOUND INFEED	1	
5	2326621	DECAL- VERMEER 2 3/8 X 11 7/8	2	
6	507085008	NUT-HEXFLNG LOCK,M8-1.25,10.9,YZ,D6927	6	
7	507611030	SCREW HFS M8 1.25 X 30 10.9 YZ D6921 FT	6	

Provided for Free by Trenchwell.com
Shop Aftermarket Parts

Fenders & Accessories



Provided for Free by TroyChowell.com
Shop Aftermarket Parts

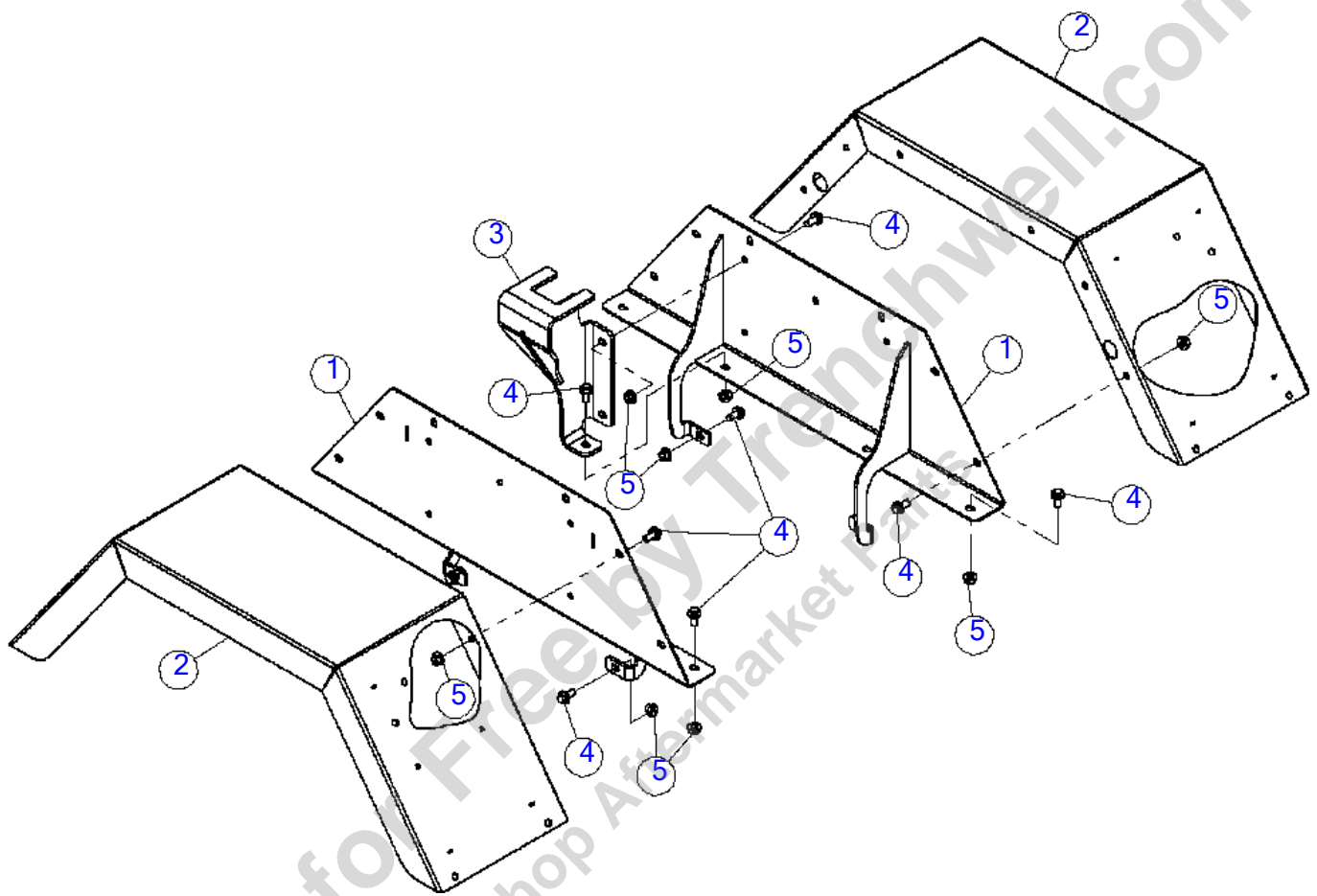
Fenders & Accessories

Fenders (SN 19200-20221)	Fig 05-01
Fenders (SN 20222-26858)	Fig 05-01R01
Fenders (SN 26859-)	Fig 05-01R02
Fenders - Euro (SN19200-20221)	Fig 05-02
Fenders - Euro (SN 20222-)	Fig 05-02R01
Cone Storage Mount (SN 19200-22647)	Fig 05-03
Cone Storage Mount (SN 22648-28805)	Fig 05-03R01
Cone Storage Mount (SN 28806-)	Fig 05-03R02
Marker Whips - Orange	Fig 05-04
Marker Whips - Yellow	Fig 05-04X01
Flag Mounts	Fig 05-05
Propane Fender (SN 19200-25379)	Fig 05-06
Propane Fender (SN 25380-)	Fig 05-06R01

Provided for Free by Trenchwell.com
Shop Aftermarket Parts

Fenders (SN 19200-20221)

Fig 05-01



Fenders (SN 19200-20221)

Fig 05-01

REF NO.	PART NO.	DESCRIPTION	QTY.	REMARKS
1	163672115	BASE MOUNT- FENDER	2	
2	163672210	WELDMENT - SKIN-FENDER	2	
3	163672110	FEED ROLLER JACK STAND	1	
4	507612025	SCREW-HFS,M10-1.50X25,10.9,YZ,ANSI,B18.2.3.9M,FT	26	
5	507085010	NUT-HEXFLNG LOCK, M10-1.50,10.9,YZ,D6927	26	

Provided for Free by Trenchwell.com
Shop Aftermarket Parts

Fenders (SN 20222-26858)

Fig 05-01R01

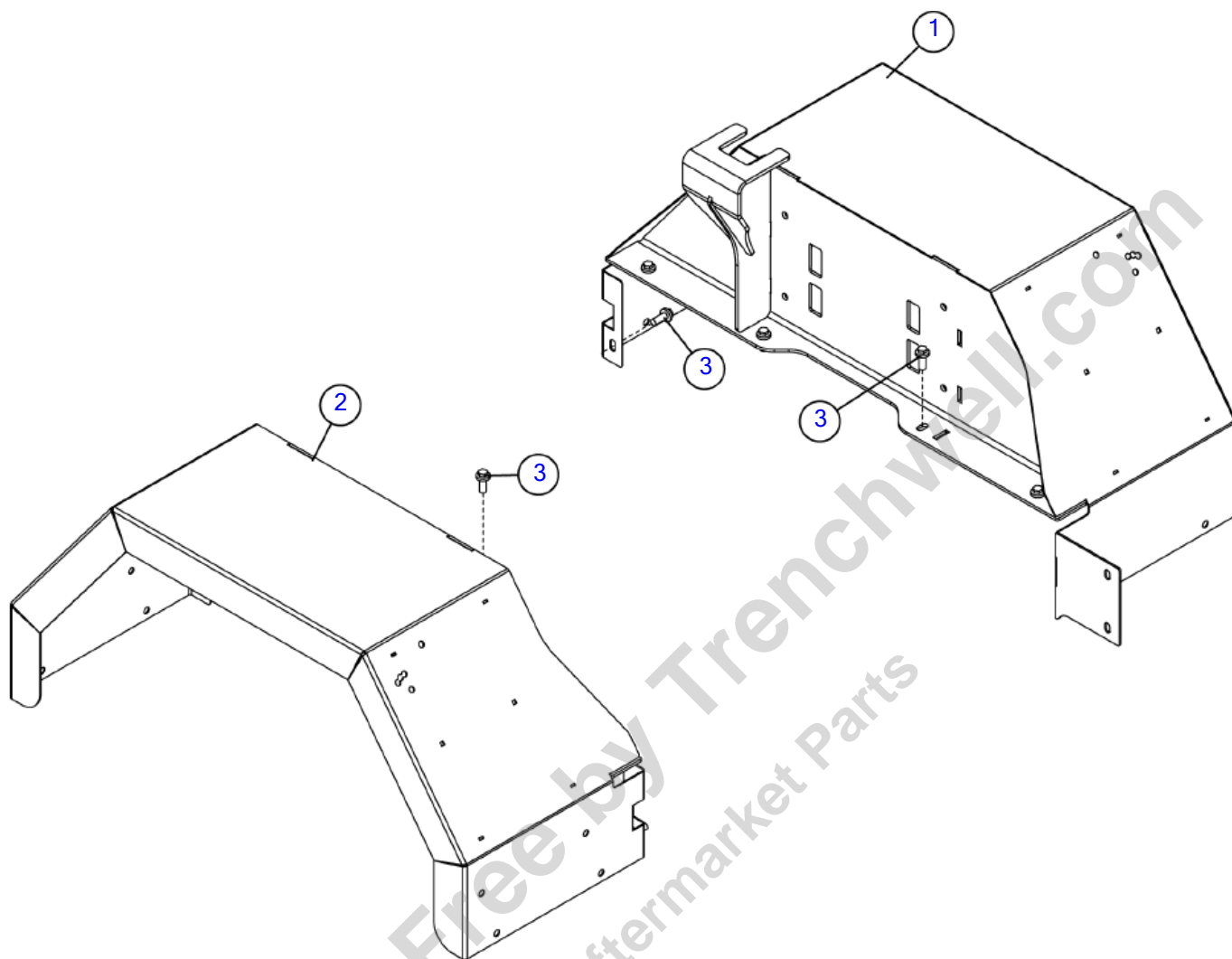


Illustration No: 163714053 - Not For Ordering

Fenders (SN 20222-26858)

Fig 05-01R01

REF NO.	PART NO.	DESCRIPTION	QTY.	REMARKS
1	163709497	WELDMENT - BC1000XL FENDER - LEFT	1	
2	163714054	WELDMENT - BC1000XL FENDER - RIGHT	1	
3	507612025	SCREW-HFS,M10-1.50X25,10.9,YZ,ANSI,B18.2.3.9M,FT	11	

Provided for Free by Trenchwell.com
Shop Aftermarket Parts

Fenders (SN 26859-)

Fig 05-01R02

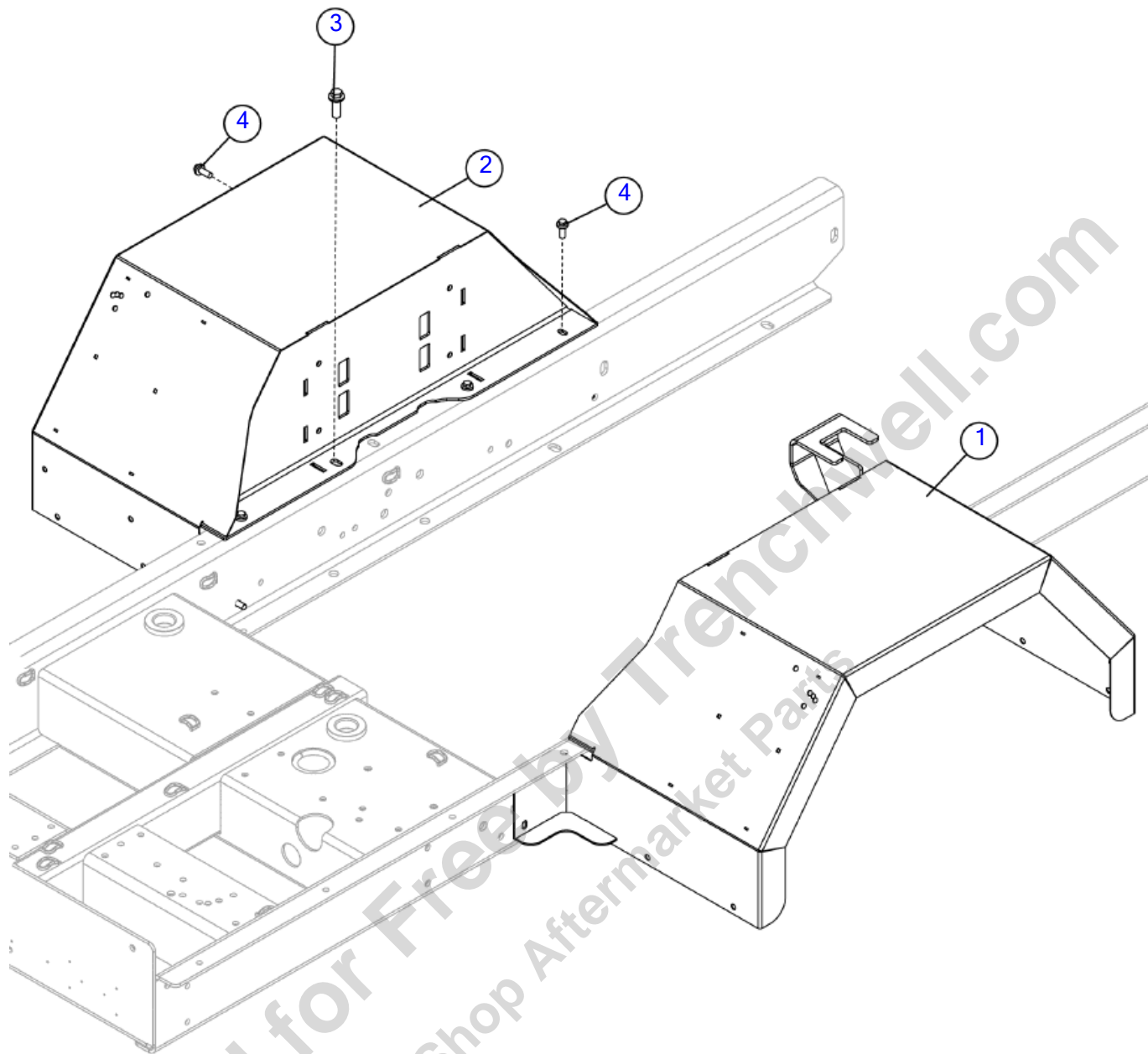


Illustration No: 180032240- Not For Ordering

Fenders (SN 26859-)

Fig 05-01R02

REF NO.	PART NO.	DESCRIPTION	QTY.	REMARKS
1	180031587	WELDMENT - BC1000XL FENDER - LEFT	1	
2	180031588	WELDMENT - BC1000XL FENDER - RIGHT	1	
3	296300879	SCREW - HFS M14 2.0X40 10.9 YZ DIN6921	2	
4	507612025	SCREW-HFS,M10-1.50X25,10.9,YZ,ANSI,B18.2.3.9M,FT	9	

Provided for Free by Trenchwell.com
Shop Aftermarket Parts

Fenders - Euro (SN19200-20221)

Fig 05-02

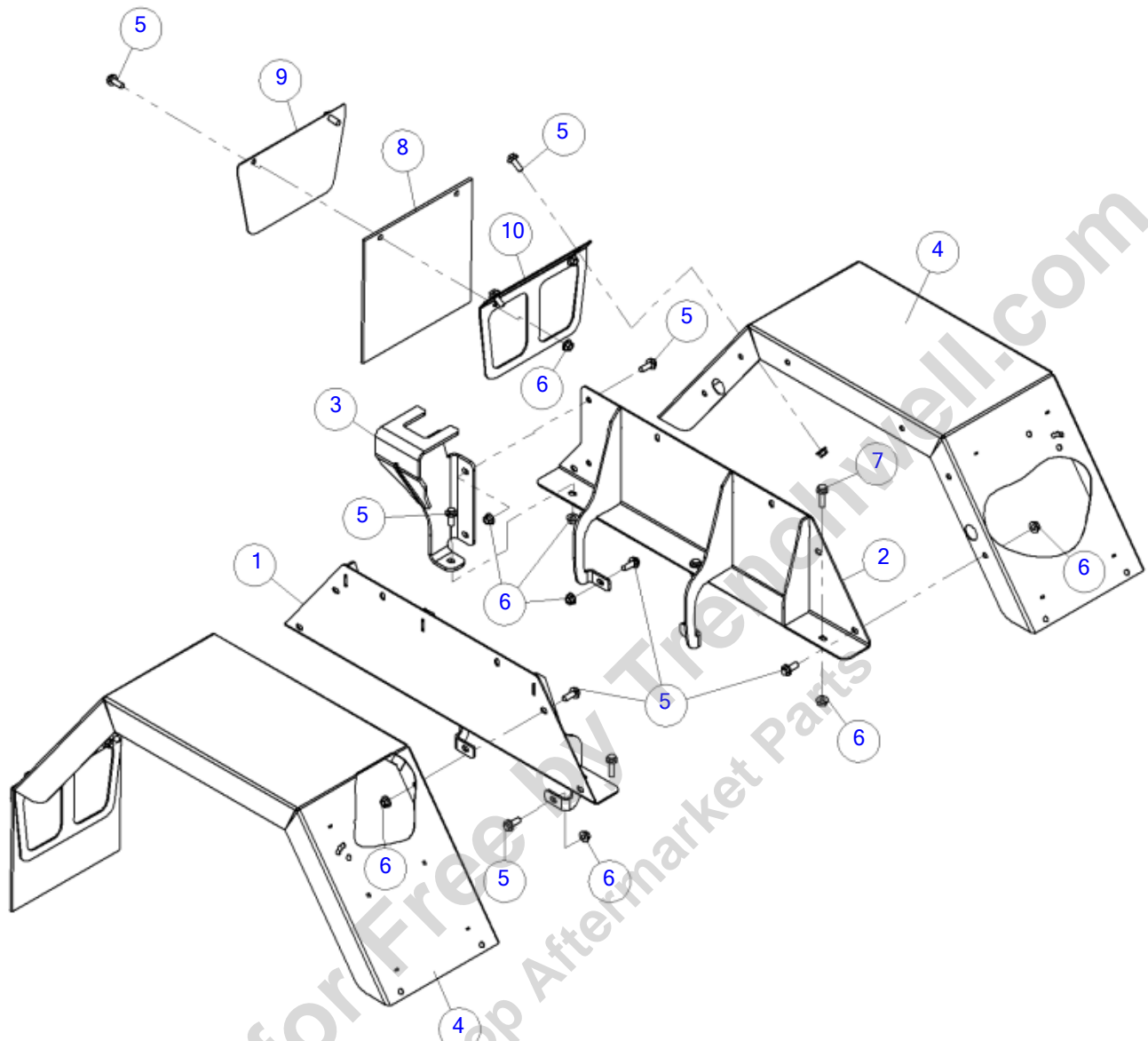


ILLUSTRATION NO: 163672291 Do Not Order

Fenders - Euro (SN19200-20221)

Fig 05-02

REF NO.	PART NO.	DESCRIPTION	QTY.	REMARKS
1	163672386	RIGHT BASE - EURO FENDER	1	
2	163672384	LEFT BASE - EURO FENDER	1	
3	163672110	FEED ROLLER JACK STAND	1	
4	163672210	WELDMENT - SKIN-FENDER	2	
5	507612025	SCREW-HFS,M10-1.50X25,10.9,YZ,ANSI,B18.2.3.9M,FT	28	
6	507085010	NUT-HEXFLNG LOCK, M10-1.50,10.9,YZ,D6927	32	
7	507612035	SCREW-HFS,M10-1.50X35,10.9,YZ,ANSI,B18.2.3.9M,FT	4	
8	163685092	MUD FLAP	2	
9	163685110	PLATE - MUD FLAP	2	
10	163685093	MOUNT - MUD FLAP	2	

Provided for Free by Trenchwell.com
Shop Aftermarket Parts

Fenders - Euro (SN 20222-)

Fig 05-02R01

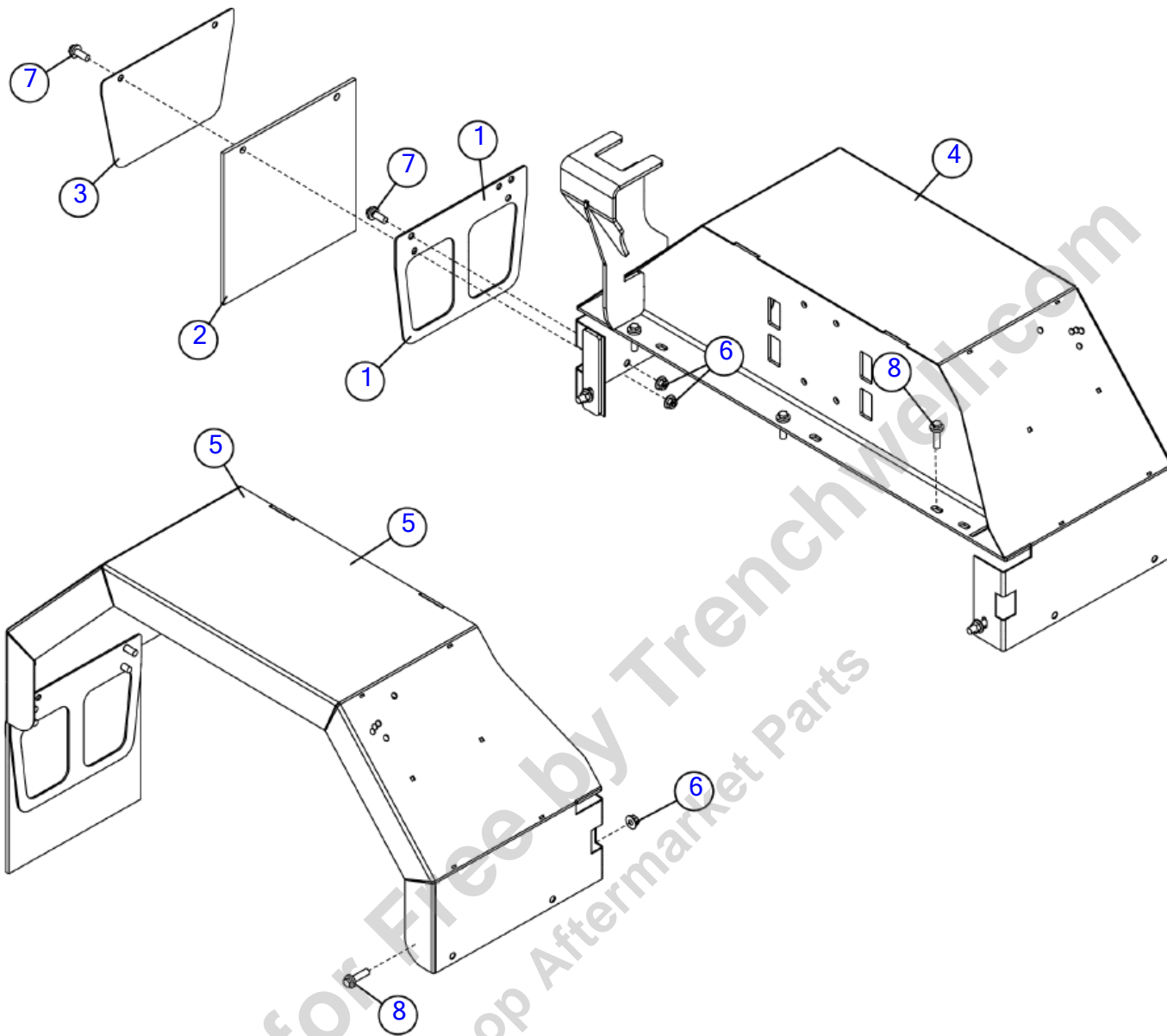


Illustration No: 163714007 - Not For Ordering

Fenders - Euro (SN 20222-)

Fig 05-02R01

REF NO.	PART NO.	DESCRIPTION	QTY.	REMARKS
1	163677936	MOUNT - MUDFLAP	2	
2	163685092	MUD FLAP	2	
3	163685110	PLATE - MUD FLAP	2	
4	163709498	WELDMENT - EURO FENDER - LEFT	1	
5	163714012	WELDMENT - EURO FENDER - RIGHT	1	
6	507085010	NUT-HEXFLNG LOCK, M10-1.50,10.9,YZ,D6927	8	
7	507612025	SCREW-HFS,M10-1.50X25,10.9,YZ,ANSI,B18.2.3.9M,FT	8	
8	507612035	SCREW,HFS,M10,1.50X35,10.9,YZ,ANSI,B18.2.3.9M,FT	10	

Provided for Free by Trenchwell.com
Shop Aftermarket Parts

Cone Storage Mount (SN 19200-22647)

Fig 05-03

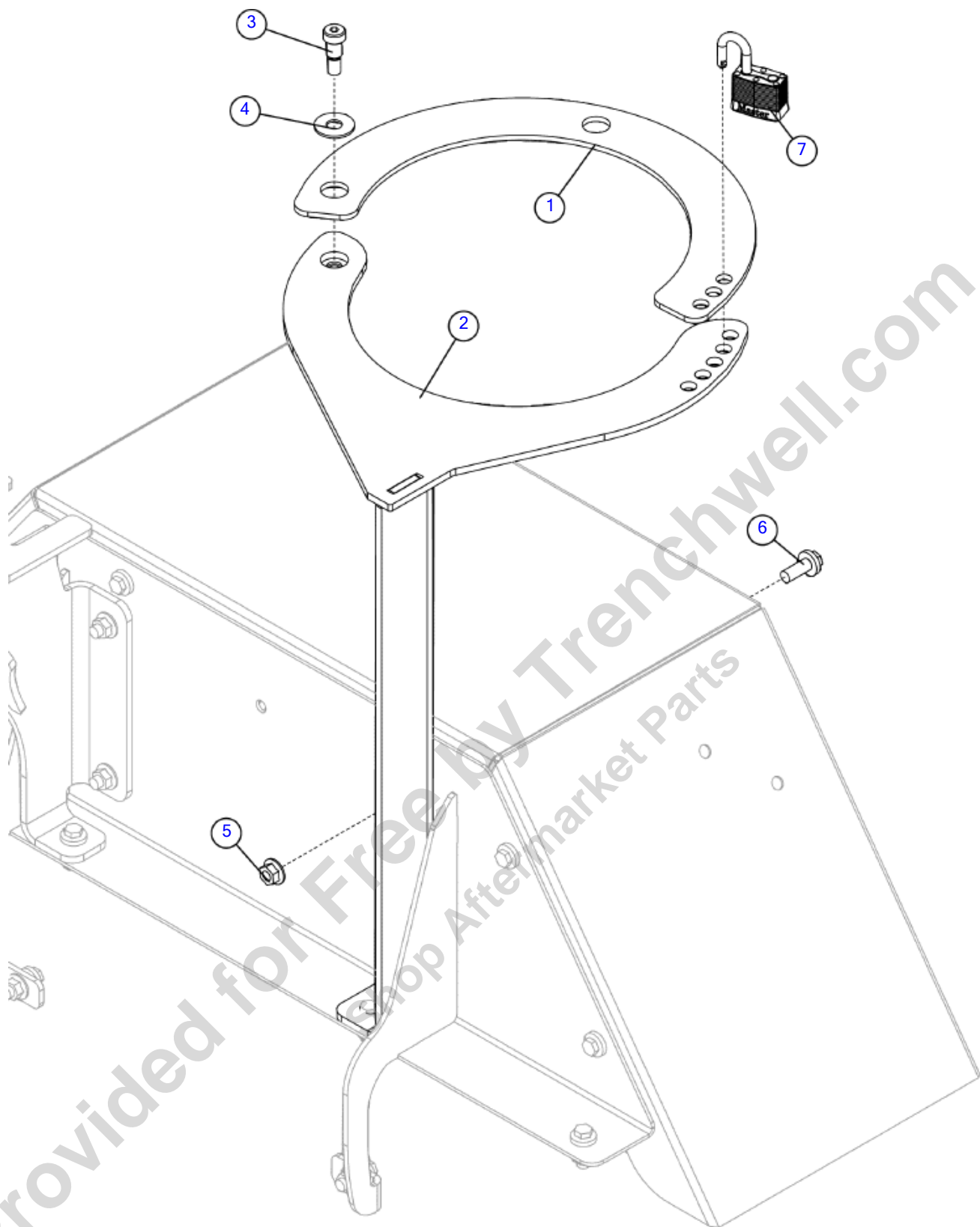


Illustration No. 163672048- Not For Ordering

Cone Storage Mount (SN 19200-22647)

Fig 05-03

REF NO.	PART NO.	DESCRIPTION	QTY.	REMARKS
1	163622122	PLATE-CONE HOLDER	1	
2	163672270	HOLDER-CONE	1	
3	296260588	SCREW-SHSS-M12X16	1	
4	485009	WASHER-7/16 FLAT	2	
5	507085010	NUT-HEXFLNG LOCK, M10-1.50,10.9,YZ,D6927	3	
6	507612025	SCREW-HFS,M10-1.50X25,10.9,YZ,ANSI,B18.2.3.9M,FT	2	
7	94119001	PADLOCK (KEYED-ALIKE LOCK)	1	

Provided for Free by Trenchwell.com
Shop Aftermarket Parts

Cone Storage Mount (SN 22648-28805)

Fig 05-03R01

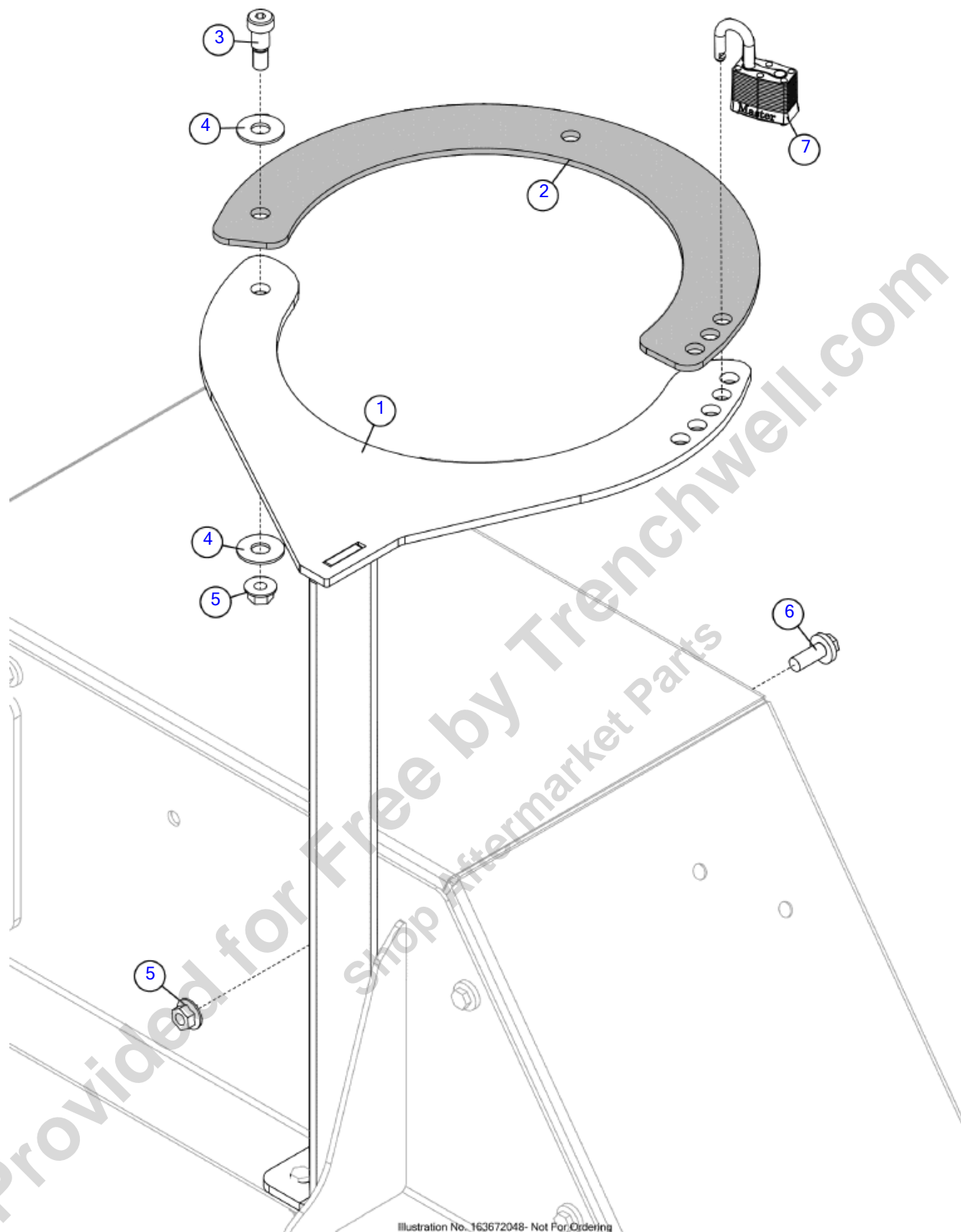


Illustration No. 163672048- Not For Ordering

Cone Storage Mount (SN 22648-28805)

Fig 05-03R01

REF NO.	PART NO.	DESCRIPTION	QTY.	REMARKS
1	163672270	HOLDER-CONE	1	
2	163733581	PLATE-CONE HOLDER	1	
3	296260588	SCREW-SHSS-M12X16	1	
4	485009	WASHER-7/16 FLAT	2	
5	507085010	NUT-HEXFLNG LOCK, M10-1.50,10.9,YZ,D6927	3	
6	507612025	SCREW-HFS,M10-1.50X25,10.9,YZ,ANSI,B18.2.3.9M,FT	2	
7	94119001	PADLOCK (KEYED-ALIKE LOCK)	1	

Provided for Free by Trenchwell.com
Shop Aftermarket Parts

Cone Storage Mount (SN 28806-)

Fig 05-03R02

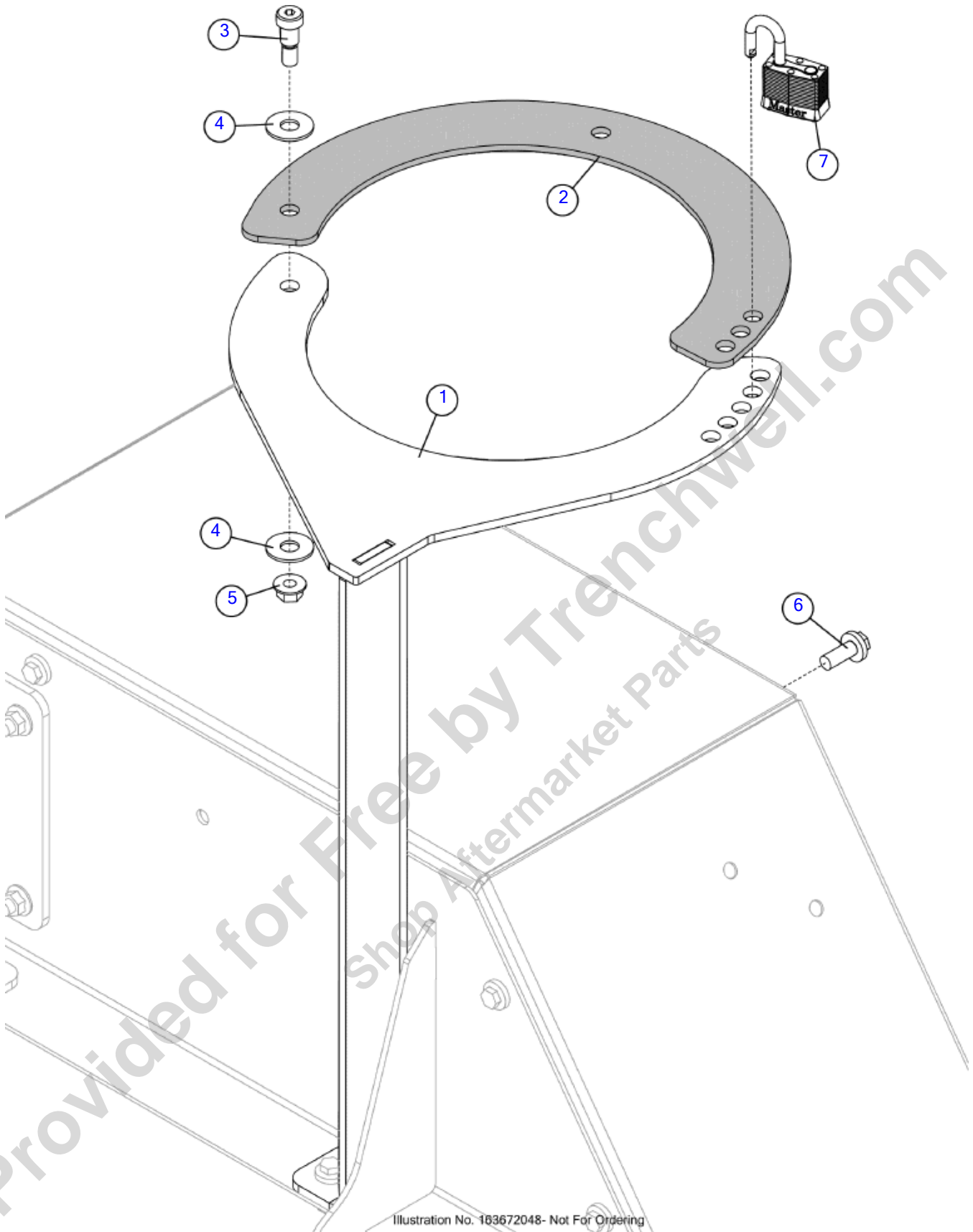


Illustration No. 183672048- Not For Ordering

Cone Storage Mount (SN 28806-)

Fig 05-03R02

REF NO.	PART NO.	DESCRIPTION	QTY.	REMARKS
1	163709862	WELDMENT HOLDER-CONE	1	
2	163733581	PLATE-CONE HOLDER	1	
3	296260588	SCREW-SHSS-M12X16	1	
4	485009	WASHER-7/16 FLAT	2	
5	507085010	NUT-HEXFLNG LOCK, M10-1.50,10.9,YZ,D6927	1	
6	507612025	SCREW-HFS,M10-1.50X25,10.9,YZ,ANSI,B18.2.3.9M,FT	2	
7	94119001	PADLOCK (KEYED-ALIKE LOCK)	1	

Provided for Free by Trenchwell.com
Shop Aftermarket Parts

Marker Whips - Orange

Fig 05-04

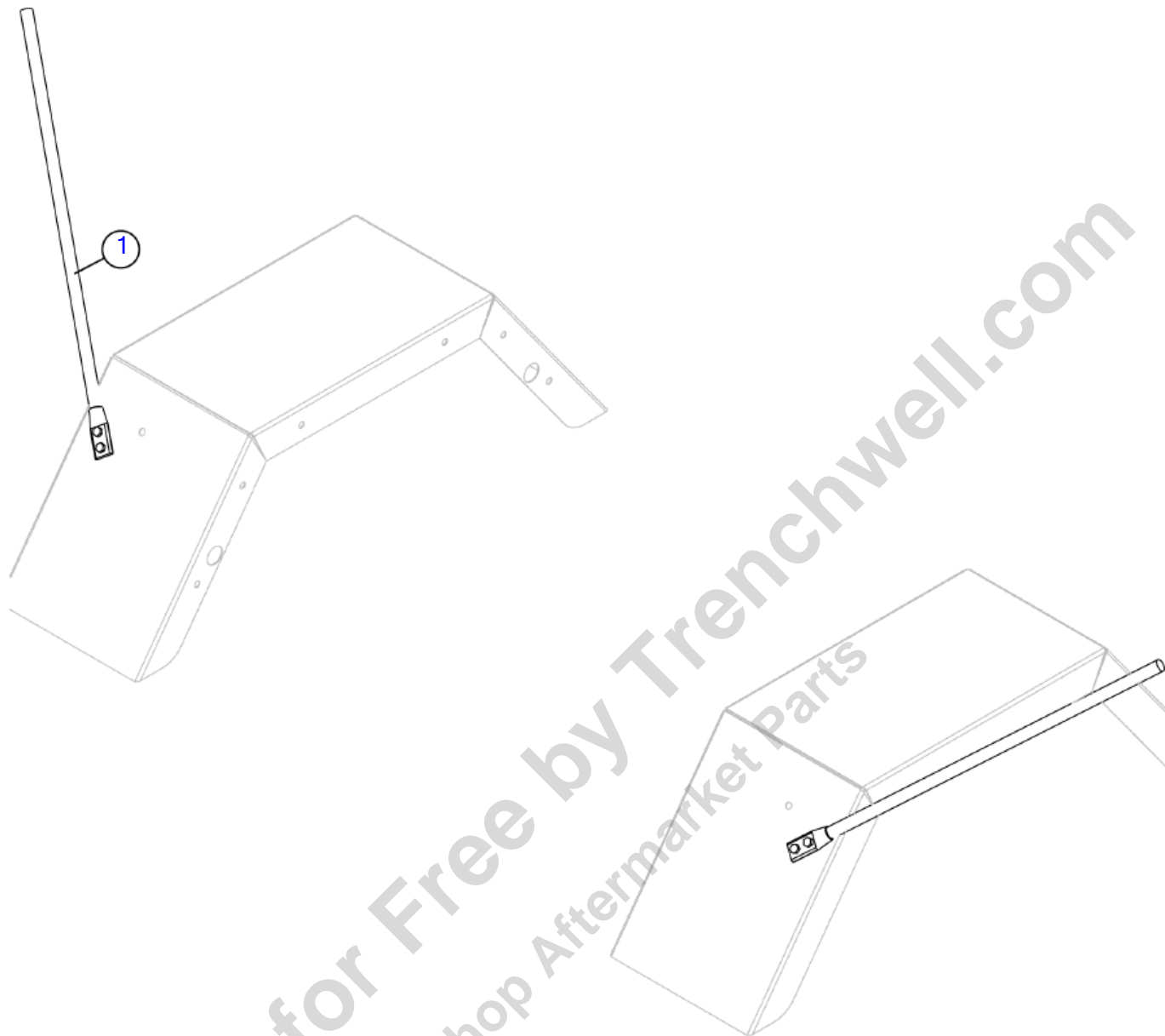


Illustration No: 163674522- Not For Ordering

Marker Whips - Orange

Fig 05-04

REF NO.	PART NO.	DESCRIPTION	QTY.	REMARKS
1	163685372	SIDE MARKER ORANGE WHIP PAIR	1	
	104212001	NUT-5/16-18 NYLON INSERT LOCK	4	
	351010	BOLT-5/16-18X1 GRADE #5 HEX	4	

Provided for Free by Trenchwell.com
Shop Aftermarket Parts

Marker Whips - Yellow

Fig 05-04X01

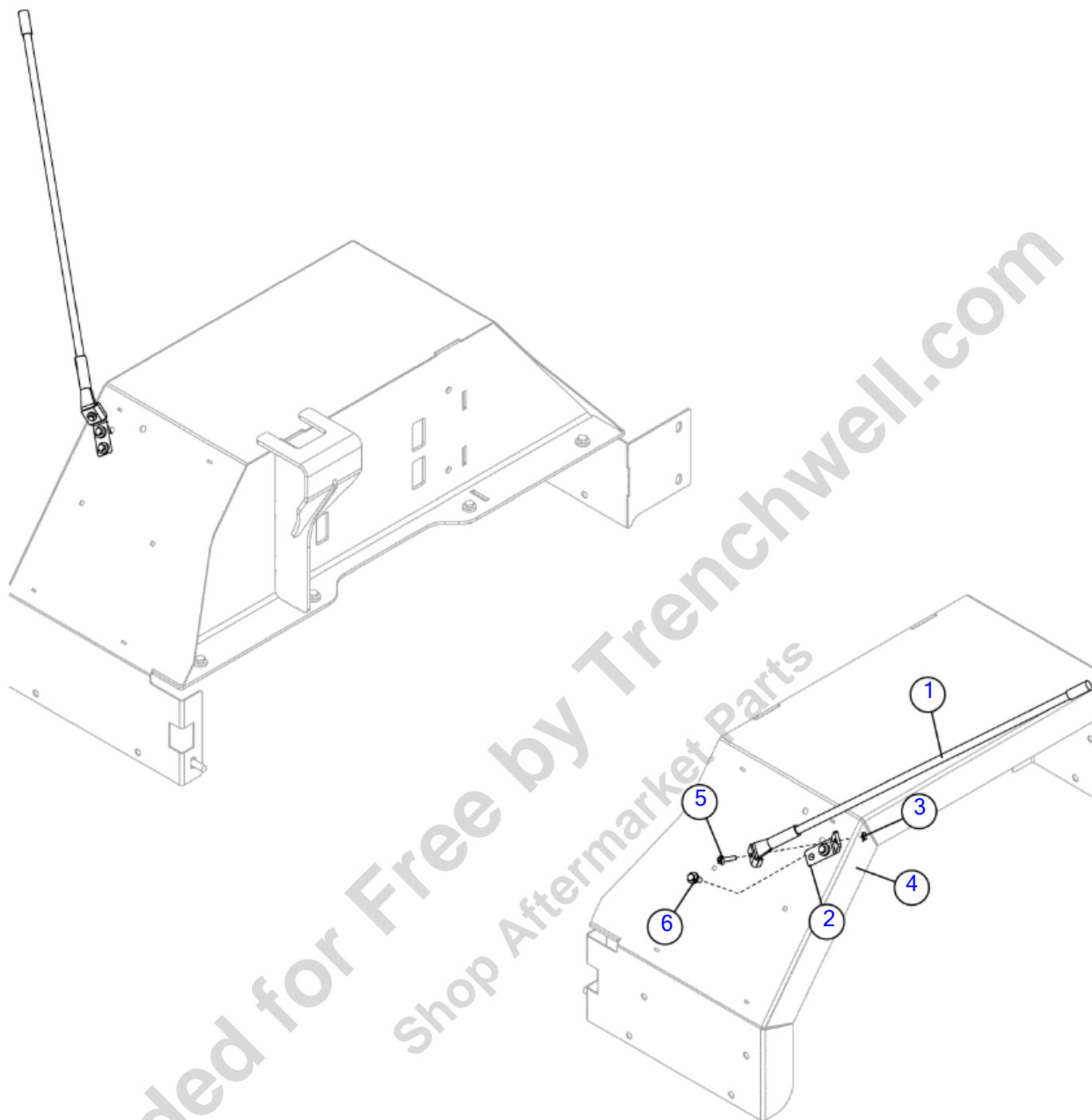


Illustration No: 163746445- Not For Ordering

Marker Whips - Yellow

Fig 05-04X01

REF NO.	PART NO.	DESCRIPTION	QTY.	REMARKS
1	163746443	MARKER WHIP	1	
2	163746444	PLATE-WHIP MOUNT	2	
3	507085006	NUT-HEXFLNG LOCK,M6-1.00,10.9,YZ,D6927	2	
4	507085008	NUT-HEXFLNG LOCK,M8-1.25,10.9,YZ,D6927	4	
5	507610020	SCREW,HFS,M6-1.00X20,10.9,YZ,D6921,FT	2	
6	507611016	SCREW-HFS,M8-1.25X16,10.9,YZ,D6921,FT	4	

Provided for Free by Trenchwell.com
Shop Aftermarket Parts

Flag Mounts

Fig 05-05

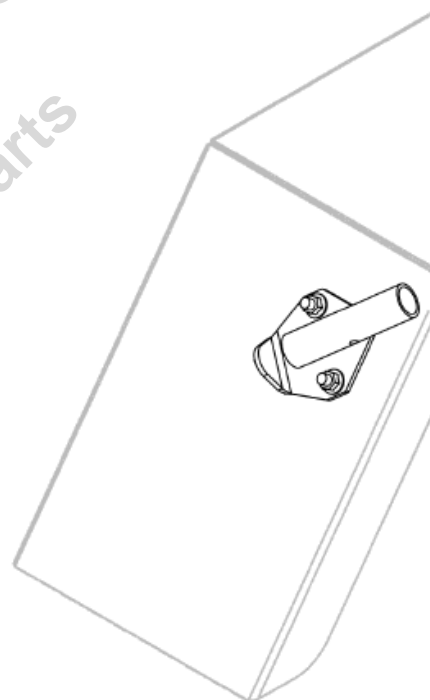
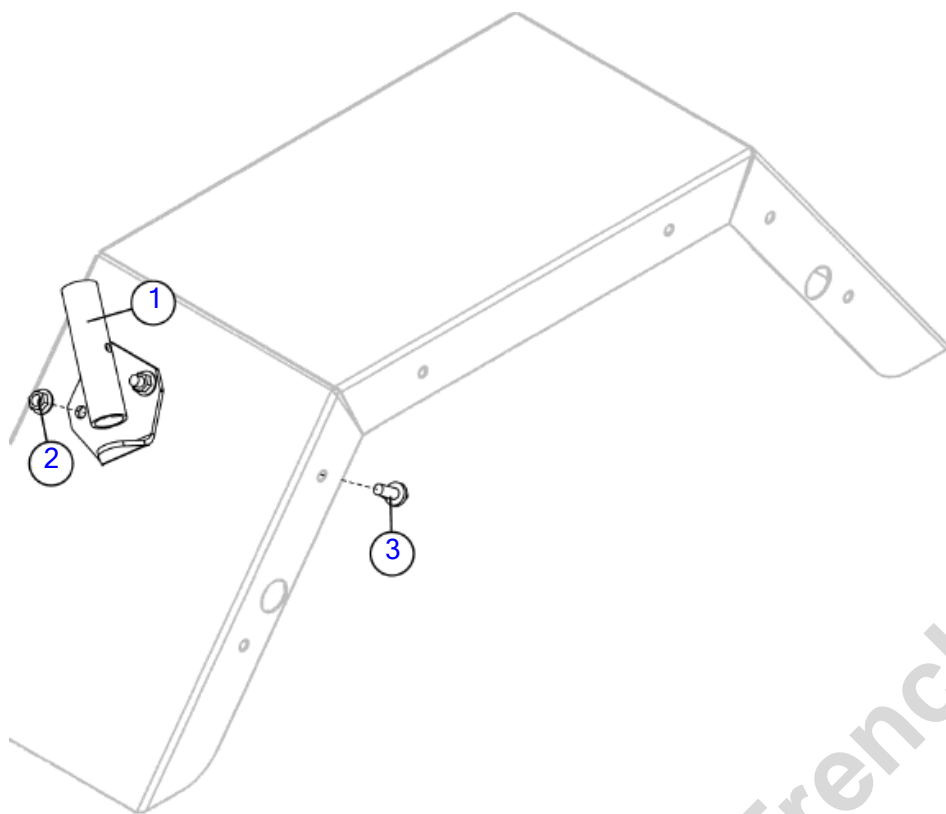


Illustration No: 163672047- Not For Ordering

Flag Mounts

Fig 05-05

REF NO.	PART NO.	DESCRIPTION	QTY.	REMARKS
1	163672203	HOLDER-FLAG	2	
2	507085010	NUT-HEXFLNG LOCK, M10-1.50,10.9,YZ,D6927	4	
3	507612025	SCREW-HFS,M10-1.50X25,10.9,YZ,ANSI,B18.2.3.9M,FT	4	

Provided for Free by Trenchwell.com
Shop Aftermarket Parts

Propane Fender (SN 19200-25379)

Fig 05-06

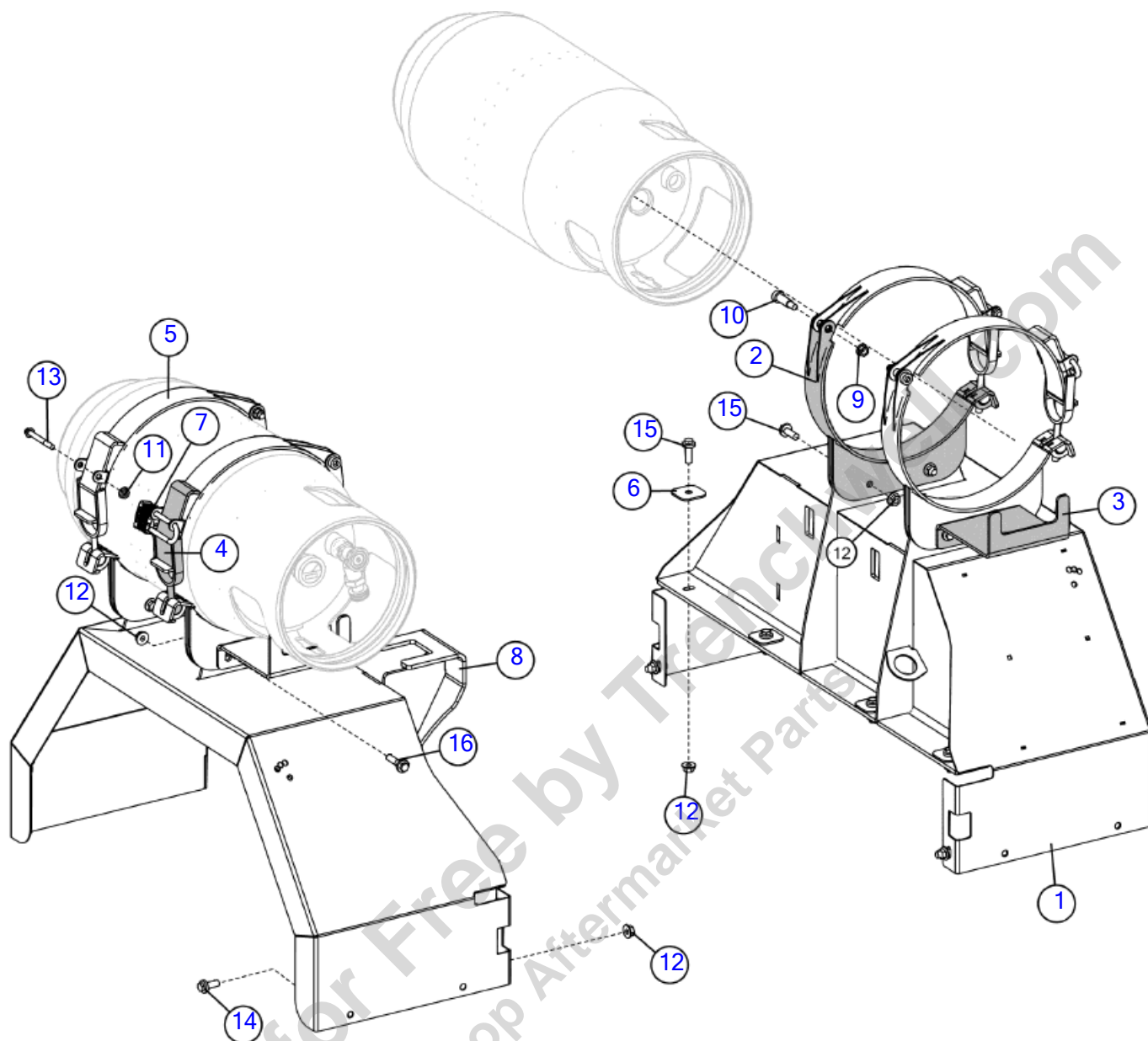


Illustration No: 163674846 - Not For Ordering

Propane Fender (SN 19200-25379)

Fig 05-06

REF NO.	PART NO.	DESCRIPTION	QTY.	REMARKS
1	163674837	WELDMENT - PROPANE FENDER - RIGHT	1	
2	163674842	WELDMENT - TANK MOUNT	4	
3	163674843	BRACKET - TANK ALIGNMENT	2	
4	163674844	BC1000XL PROPANE TANK LATCH	4	
5	163674860	WELDMENT - UPPER TANK MOUNT	4	
6	163674865	WASHER - PROPANE FENDER	8	
7	163674881	PADLOCK (KEYED-ALIKE LOCK)	2	
8	163709499	WELDMENT - PROPANE FENDER - LEFT	1	
9	1809003	NUT-3/8 SM FLGE T.L.	4	
10	230868001	SCREW-1/2X1 1/4 SOCKET SHOULDE	4	
11	507085008	NUT-HEXFLNG LOCK,M8-1.25,10.9,YZ,D6927	2	
12	507085010	NUT-HEXFLNG LOCK, M10-1.50,10.9,YZ,D6927	23	
13	507611070	SCREW-HFS,M8-1.25X70,10.9,YZ,D6921,PT	2	
14	507612025	SCREW-HFS,M10-1.50X25,10.9,YZ,ANSI,B18.2.3.9M,FT	7	
15	507612030	SCREW-HFS,M10-1.50X30,10.9,YZ,ANSI,B18.2.3.9M,FT	12	
16	507612040	SCREW-HFS,M10-1.50X40,10.9,YZ,ANSI,B18.2.3.9M,PT	4	

Provided for Free by Trenchwell.com
Shop Aftermarket Parts

Propane Fender (SN 25380-)

Fig 05-06R01



Illustration No: 163674846 - Not For Ordering


Propane Fender (SN 25380-)

Fig 05-06R01

REF NO.	PART NO.	DESCRIPTION	QTY.	REMARKS
		FIGURE REMOVED	A/R	

Provided for Free by Trenchwell.com
Shop Aftermarket Parts

Tongues/Hitches



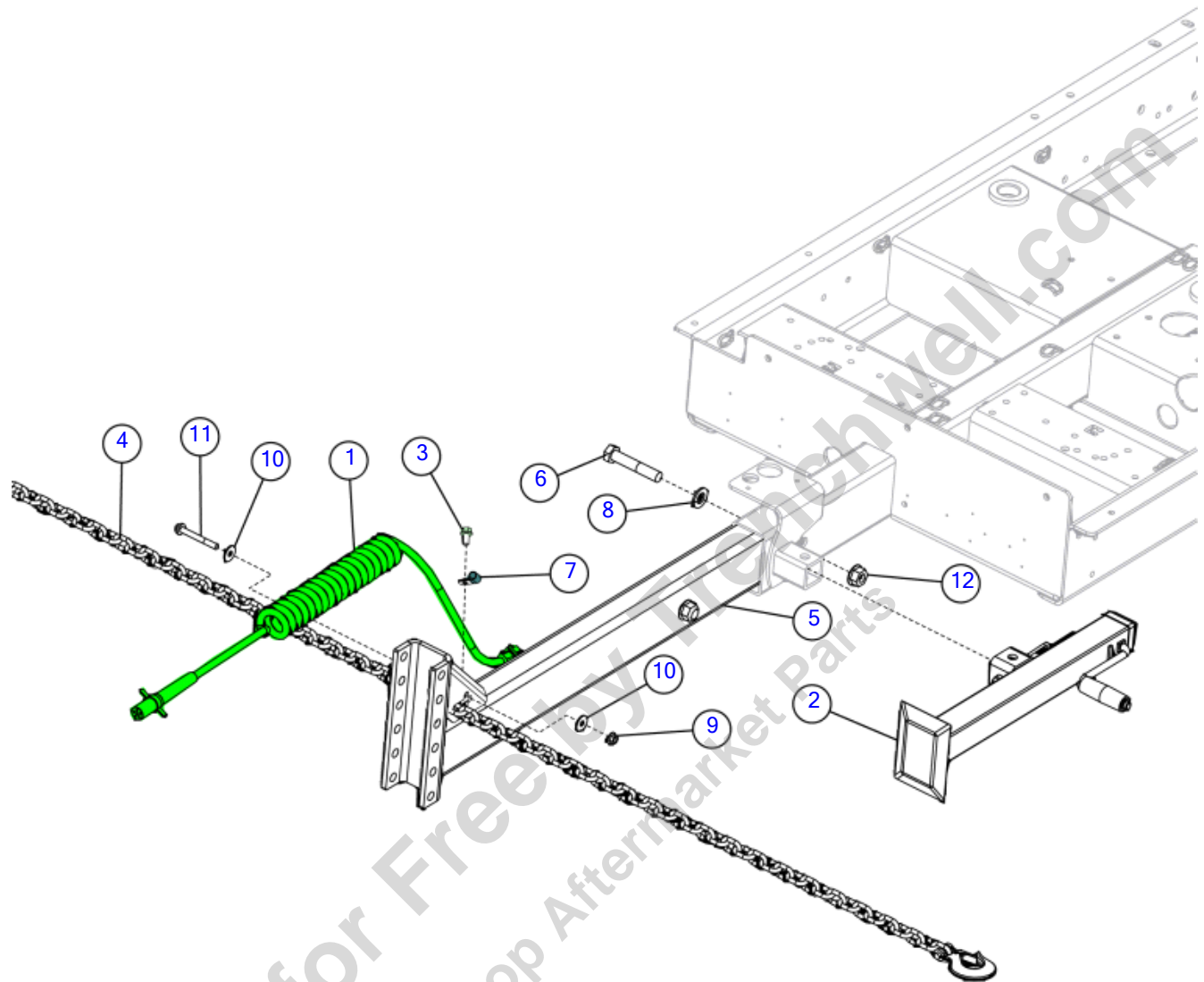
Provided for Free by TroyChewell.com
Shop Aftermarket Parts

Tongues/Hitches

Tongue	Fig	06-01
Tongue - Euro	Fig	06-02
Tongue - Aus (SN 19200-21290)	Fig	06-03
Tongue - Aus (SN 21291-)	Fig	06-03R01
Breakdown - Harness	Fig	06-03T01
Tongue - Hydraulic Brake	Fig	06-04
Tongue - Hydraulic Brake Aus (SN 19200-21290)	Fig	06-05
Tongue - Hydraulic Brake Aus (SN 21291-)	Fig	06-05R01
Hitch - Pintle (SN 19200-24493)	Fig	06-06
Hitch - Pintle (SN 24494-25539)	Fig	06-06R01
Hitch - Pintle (SN 25540-)	Fig	06-06R02
Hitch - 2" Ball	Fig	06-07
Hitch - 2 5/16" Ball	Fig	06-08
Hitch - Pin	Fig	06-09
Hitch - 2 5/16" Bulldog	Fig	06-10

Provided for Free by Trenchwell.com
Shop Aftermarket Parts

Tongue
Fig 06-01



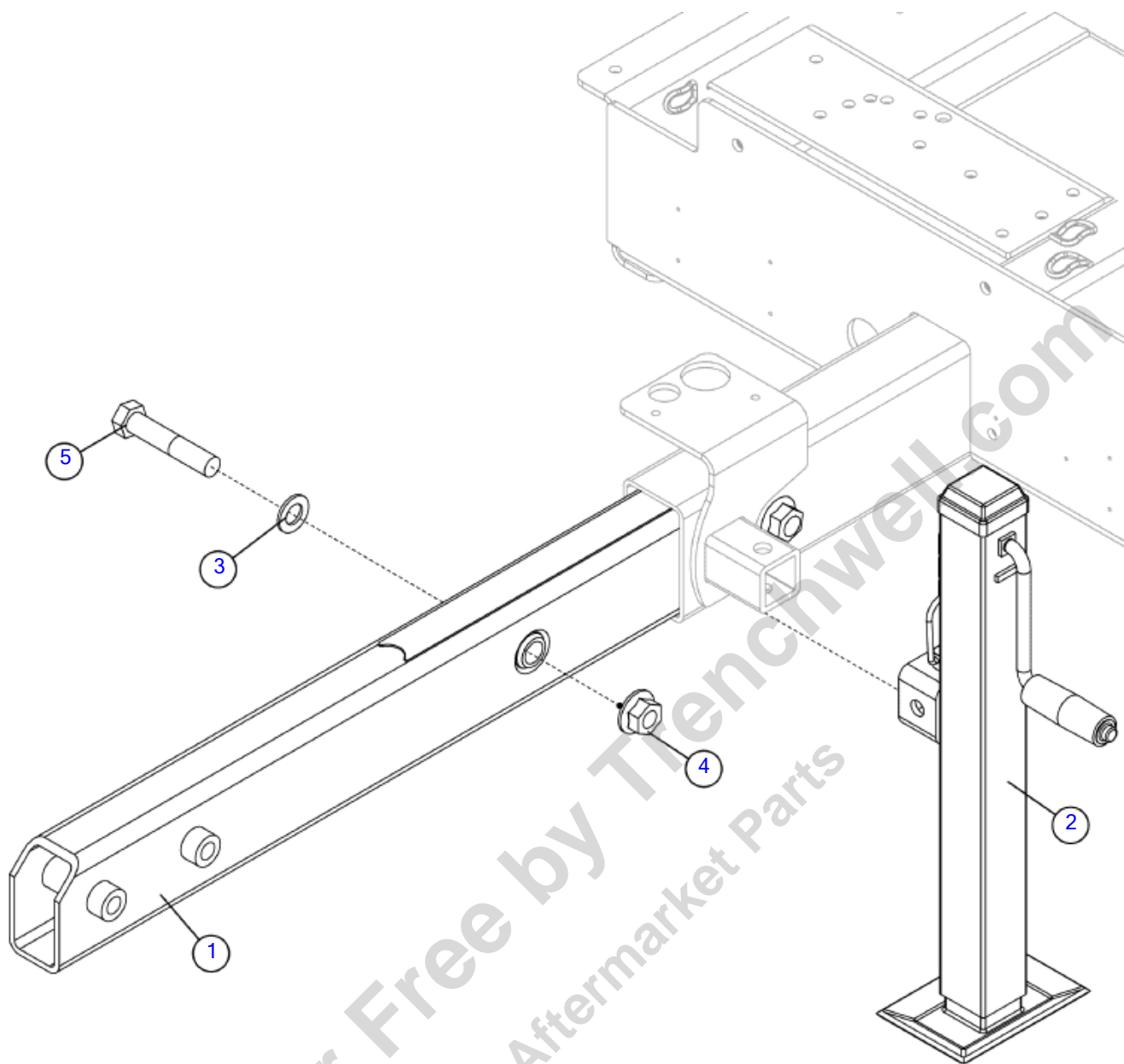
Tongue
Fig 06-01

REF NO.	PART NO.	DESCRIPTION	QTY.	REMARKS
1	156715001	HARNESS - DOMESTIC TRAILER PLUG	1	
2	163677931	JACK-5000# SIDEWIND	1	
3	180007754	SCREW-3/8-16X3/4GR.5 HEX FLG. ZYC (PFCN)	1	
4	180008820	CHAIN 5/16 SAFETY WITH CLEVIS HOOK	2	
5	180013502	TONGUE - INNER	1	
6	238881001	BOLT-3/4-10 X 4 HHCS GR8	2	
7	2595001	HOSE CLAMP - 1/2" "P" STYLE	1	
8	295016001	WASHER, SAE FLAT-.75 -.81X1.50-.14	2	
9	507085010	NUT-HEXFLNG LOCK, M10-1.50,10.9,D6927	1	
10	507086010	WASHER-FLAT,M10,LARGE RIM,DIN9021	2	
11	507612080	SCREW-HFS,M10-1.50X80,10.9,ANSI,B18.2.3.9M,PT	1	
12	510352511	NUT-SMFLGTL-.75-10-G	2	

Provided for Free by Trenchwell.com
Shop Aftermarket Parts

Tongue - Euro

Fig 06-02



Tongue - Euro

Fig 06-02

REF NO.	PART NO.	DESCRIPTION	QTY.	REMARKS
1	163672319	TONGUE WELDMENT - EUROPEAN	1	
2	163677931	JACK-5000# SIDEWIND	1	
3	506046020	WASHER-FLAT,M20,YZ,D125A	2	
4	507085020	NUT-HEXFLNG LOCK, M20-2.50,10.9,YZ,D6927	2	
5	510512342	SCREW-HCS-M20-2.50X100-10.9-YZ-IS04017	2	

Provided for Free by Trenchwell.com
Shop Aftermarket Parts

Tongue - Aus (SN 19200-21290)

Fig 06-03

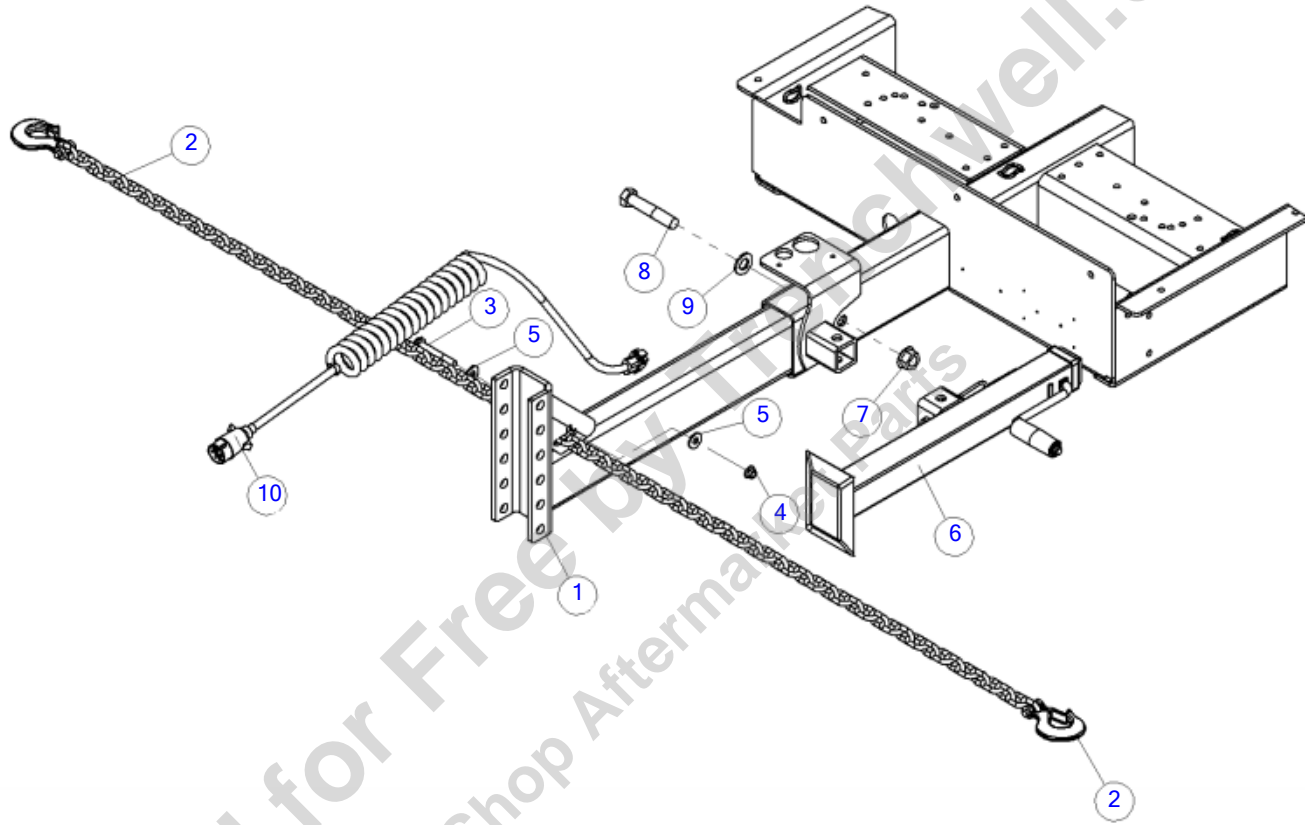


Illustration No: 163697051 - Not For Ordering

Tongue - Aus (SN 19200-21290)

Fig 06-03

REF NO.	PART NO.	DESCRIPTION	QTY.	REMARKS
1	180013502	TONGUE - INNER	1	
2	180008820	CHAIN 5/16 SAFETY WITH CLEVIS HOOK	2	
3	507612080	SCREW-HFS,M10-1.50X80,10.9,YZ,ANSI,B18.2.3.9M,PT	1	
4	507085010	NUT-HEXFLNG LOCK, M10-1.50,10.9,YZ,D6927	1	
5	508485010	WASHER - FLAT, HARDENED, M10, YZ, JDS130	2	
6	163677931	JACK-5000# SIDEWIND	1	
7	510352511	NUT-SMFLGTL-.75-10-G-YZ	2	
8	238881001	BOLT-3/4-10 X 4 HHCS GR8 ZY	2	
9	295016001	WASHER, SAE FLAT-.75 -.81X1.50-.14-YZ	2	
10	156716001	HARNESS - AUSTRALIAN TRAILER PLUG	1	Breakdown Fig. 6-3T01

Provided for Free by Trenchwell.com
Shop Aftermarket Parts

Tongue - Aus (SN 21291-)

Fig 06-03R01

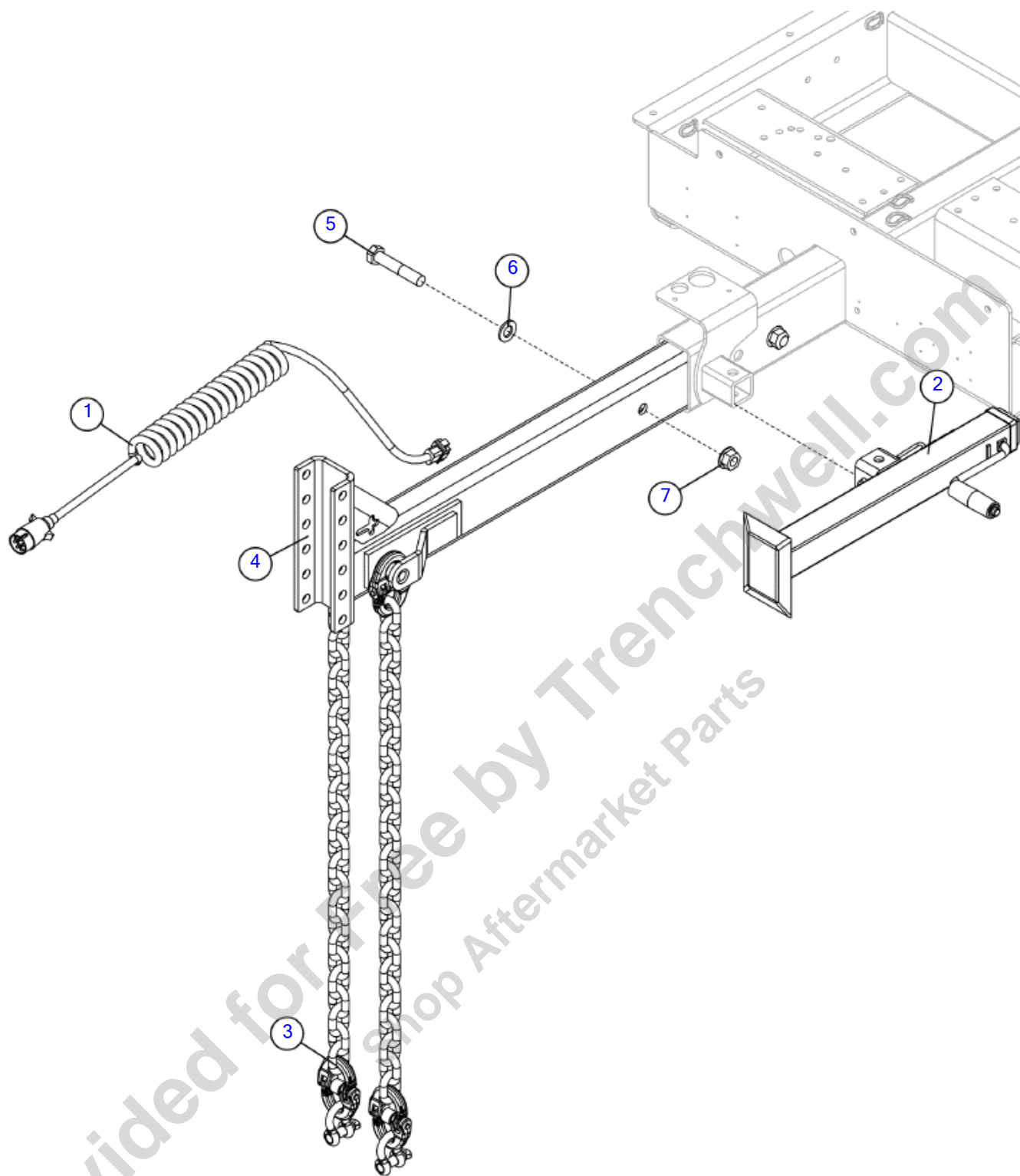


Illustration No: 163697051-Not For Ordering

Tongue - Aus (SN 21291-)

Fig 06-03R01

REF NO.	PART NO.	DESCRIPTION	QTY.	REMARKS
1	156716001	HARNESS - AUSTRALIAN TRAILER PLUG	1	Breakdown Fig. 6-3T01
2	163677931	JACK-5000# SIDEWIND	1	
3	163714096	ASSEMBLY - 1/2" GRD 80 SAFETY CHAIN - 2TON	2	
4	163714139	WELDMENT - AUSTRALIA TONGUE	1	
5	238881001	BOLT-3/4-10 X 4 HHCS GR8 ZY	2	
6	295016001	WASHER, SAE FLAT-.75 -.81X1.50-.14-YZ	2	
7	510352511	NUT-SMFLGTL-.75-10-G-YZ	2	

Provided for Free by Trenchwell.com
Shop Aftermarket Parts

Breakdown - Harness

Fig 06-03T01

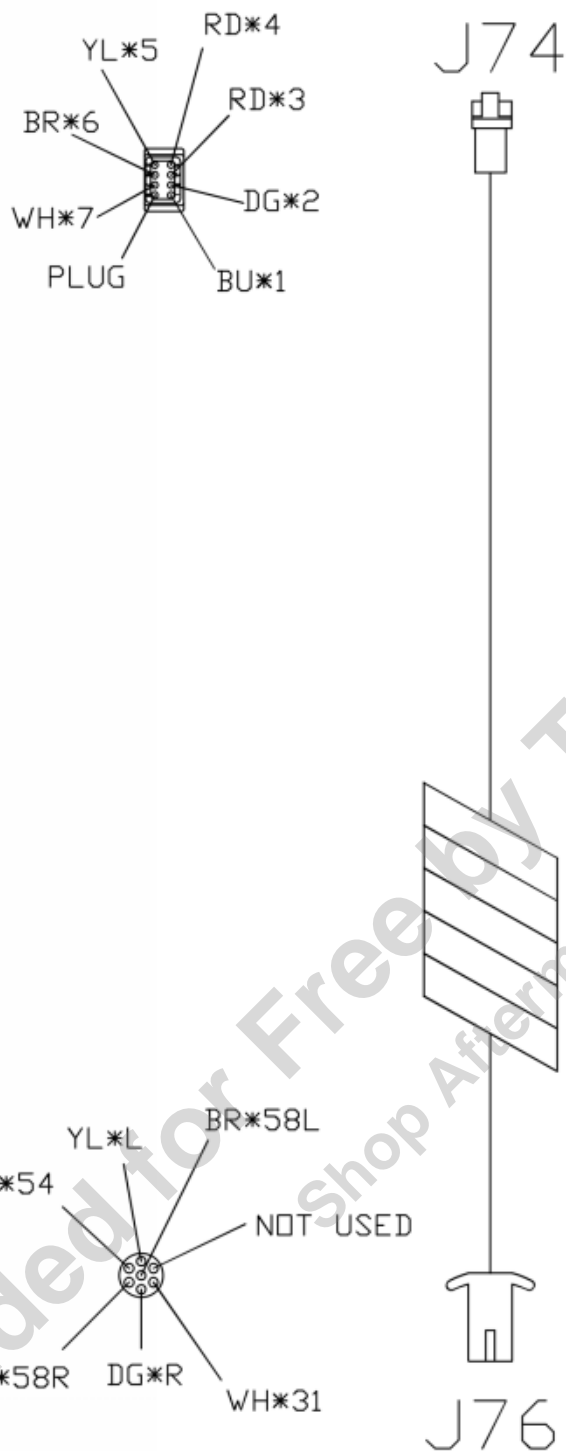


ILLUSTRATION NO. 156716001_PB - Not For Ordering

Breakdown - Harness

Fig 06-03T01

REF NO.	PART NO.	DESCRIPTION	QTY.	REMARKS
1	156716001	HARNESS - AUSTRALIAN TRAILER PLUG	1	

Provided for Free by Trenchwell.com
Shop Aftermarket Parts

Tongue - Hydraulic Brake

Fig 06-04

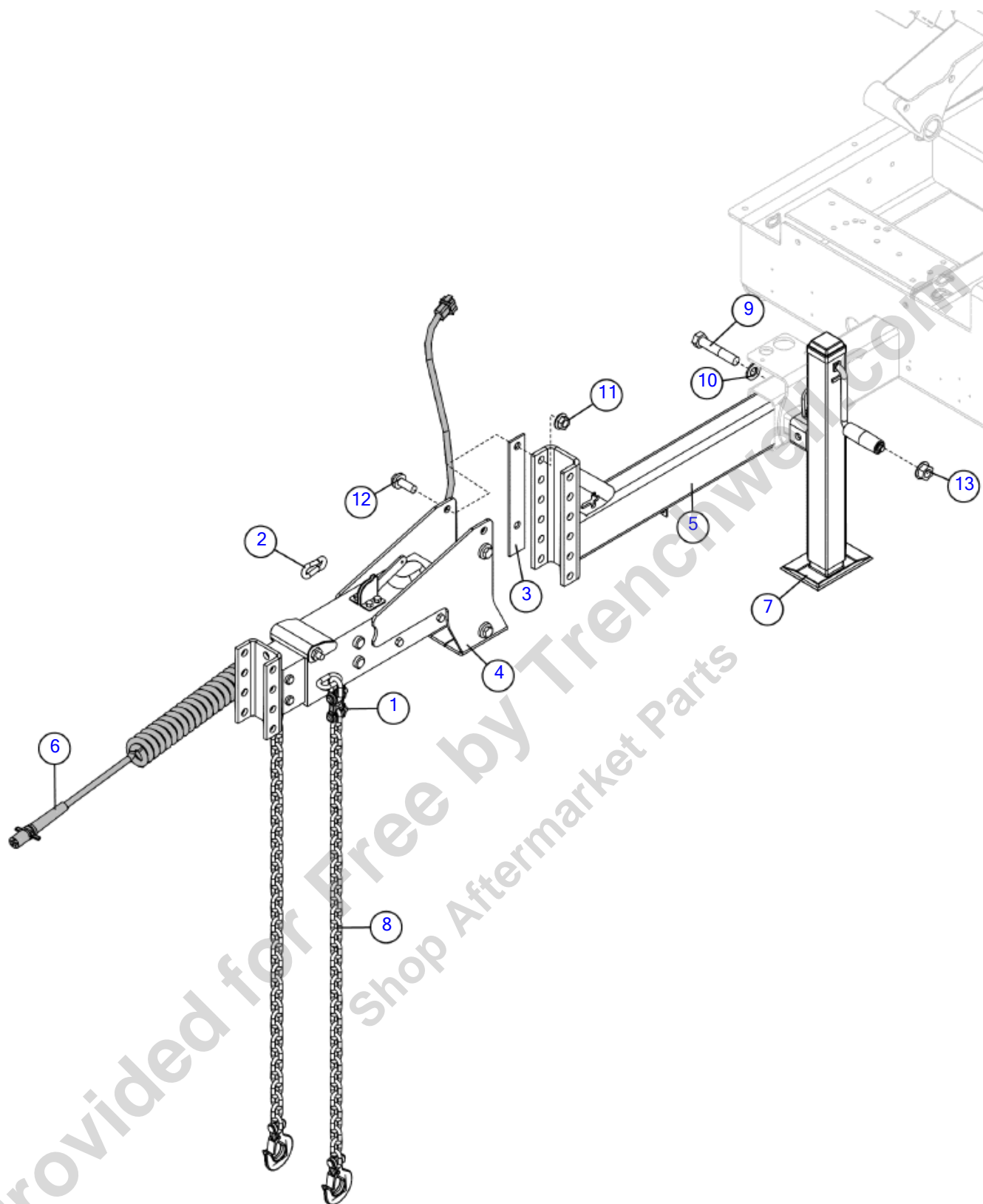


Illustration No: 163672359 - Not For Ordering

Tongue - Hydraulic Brake

Fig 06-04

REF NO.	PART NO.	DESCRIPTION	QTY.	REMARKS
1	101523001	CONNECTING LINK-DBL.CLEVIS 3/8	2	
2	130589001	CHAIN SNAP-3/8 ZINC PLATED#245	1	
3	151728001	SPACER - SURGE BRAKE	1	
4	163630209	WELD-ACTUATOR ASSEMBLY	1	
5	163672437	TONGUE-HYDRAULIC BRAKE	1	
6	163677560	HARNESS-DOMESTIC TRAILER W/ HYD. BRAKE	1	
7	163677931	JACK-5000# SIDEWIND	1	
8	180008820	CHAIN 5/16 SAFETY WITH CLEVIS HOOK	2	
9	238881001	BOLT-3/4-10 X 4 HHCS GR8 ZY	2	
10	295016001	WASHER, SAE FLAT 3/4	2	
11	507085016	NUT-HEXFLNG LOCK, M16-2.00,10.9,YZ,D6927	4	
12	507614040	SCREW HFS M16 2.00 X 40 10.9 YZ ANSI B18.2.3.9M FT	4	
13	510352511	NUT-SMFLGTL-.75-10-G-YZ	2	

Provided for Free by Trenchwell.com
Shop Aftermarket Parts

Tongue - Hydraulic Brake Aus (SN 19200-21290)

Fig 06-05

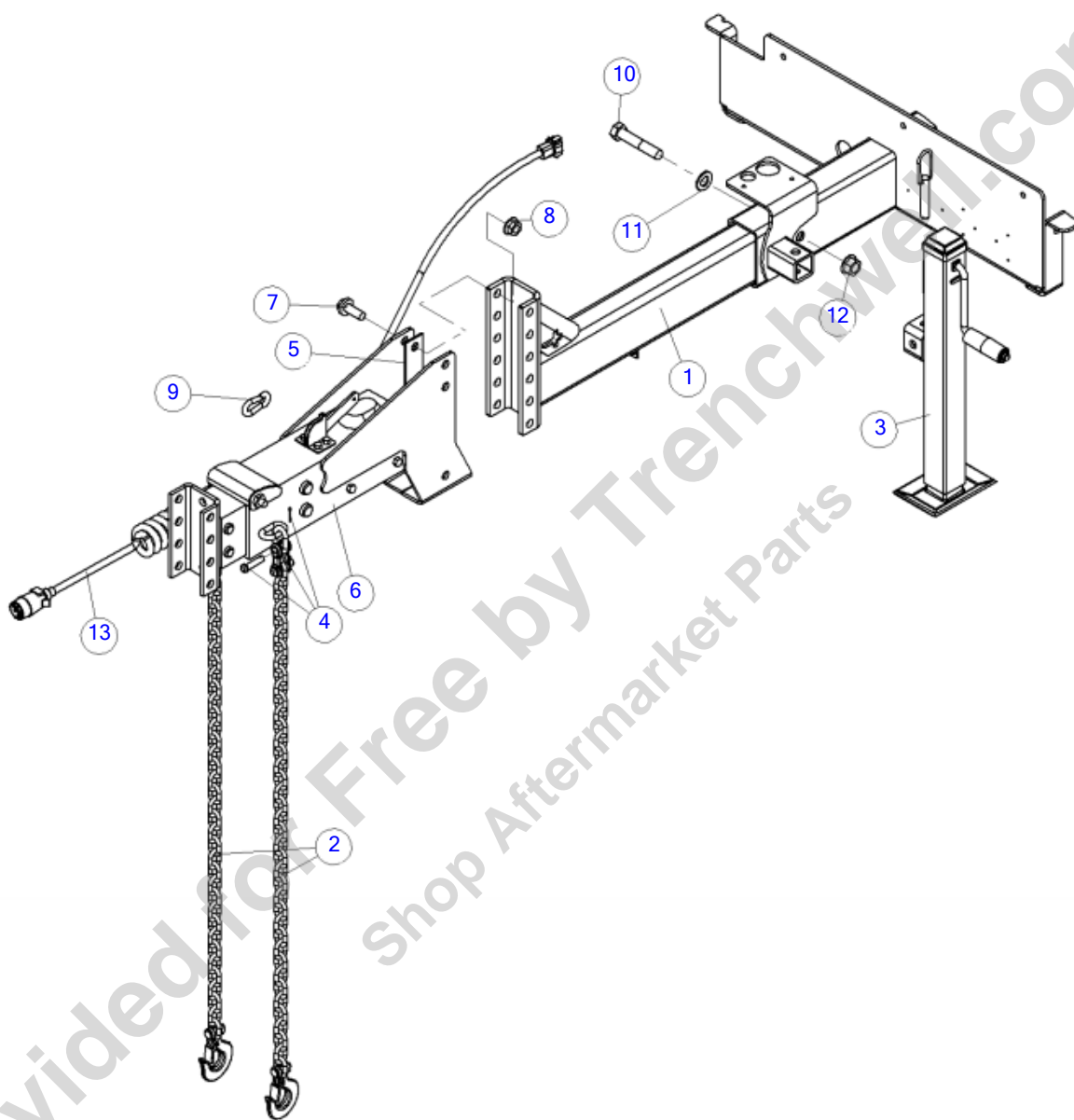


Illustration No: 163697049 - Not For Ordering

Tongue - Hydraulic Brake Aus (SN 19200-21290)

Fig 06-05

REF NO.	PART NO.	DESCRIPTION	QTY.	REMARKS
1	163672437	TONGUE-HYDRAULIC BRAKE	1	
2	180008820	CHAIN-5/16 SAFETY W/ CLEVIS HOOK	2	
3	163677931	JACK-5000# SIDEWIND	1	
4	101523001	CONNECTING LINK-DBL.CLEVIS 3/8	2	
5	151728001	SPACER - SURGE BRAKE	1	
6	163630209	WELD-ACTUATOR ASSEMBLY	1	
7	507614040	SCREW-HFS,M16-2.00X40,10.9,YZ,ANSI,B18.2.3.9M,FT	4	
8	507085016	NUT-HEXFLNG LOCK, M16-2.00,10.9,YZ,D6927	4	
9	130589001	CHAIN SNAP-3/8 ZINC PLATED#245	1	
10	238881001	BOLT-3/4-10 X 4 HHCS GR8 ZY	2	
11	295016001	WASHER-FLAT SAE-.75-.81X1.50-14-YZ	2	
12	510352511	NUT-SMFLGTL-.75-10-G-YZ	2	
13	163697050	HARNESS-AUST.TRAILER PLUG W/HYD. BRAKE	1	

Provided for Free by Trenchwell.com
Shop Aftermarket Parts

Tongue - Hydraulic Brake Aus (SN 21291-)

Fig 06-05R01

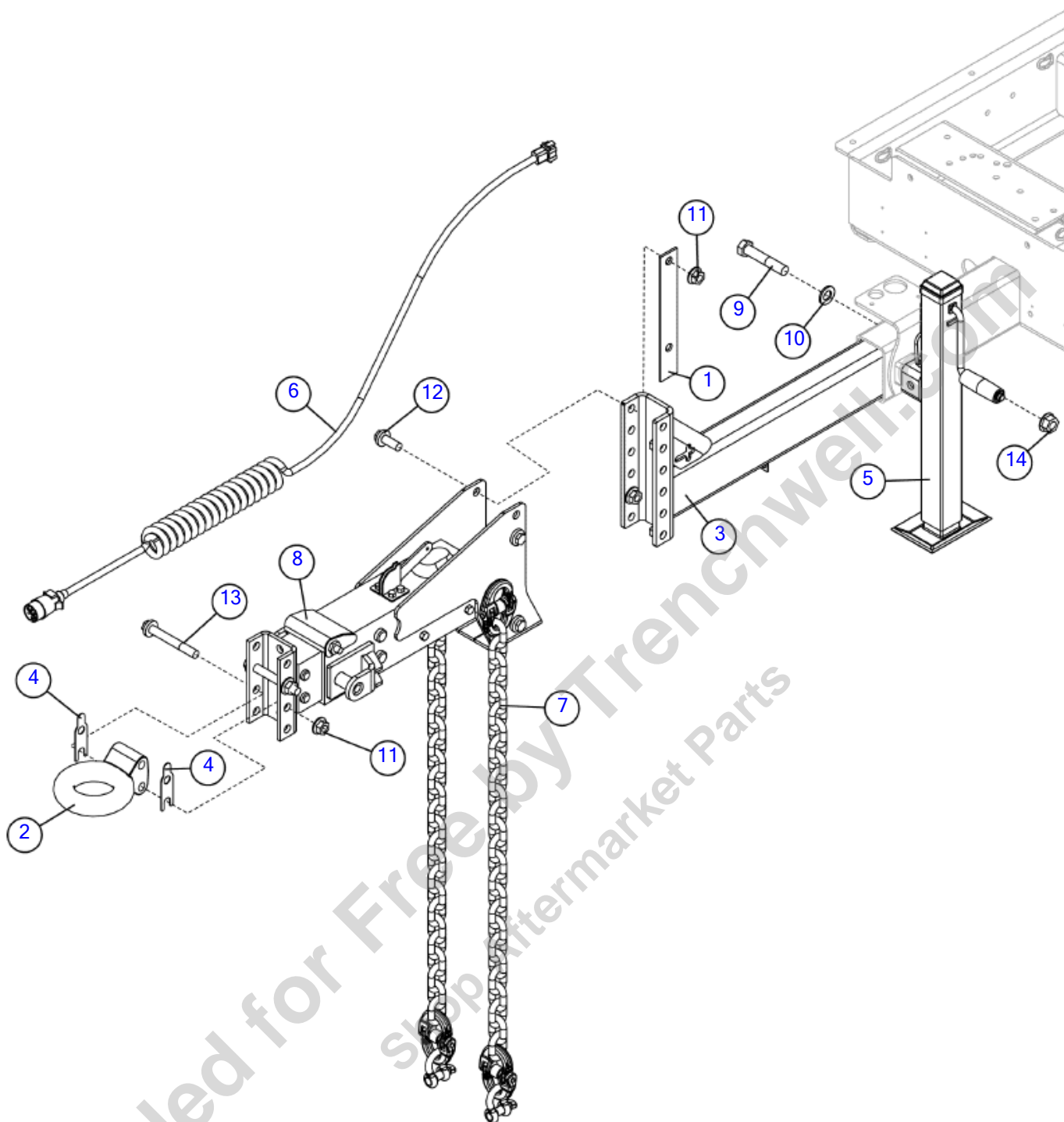


Illustration No: 163697049-Not For Ordering

Tongue - Hydraulic Brake Aus (SN 21291-)

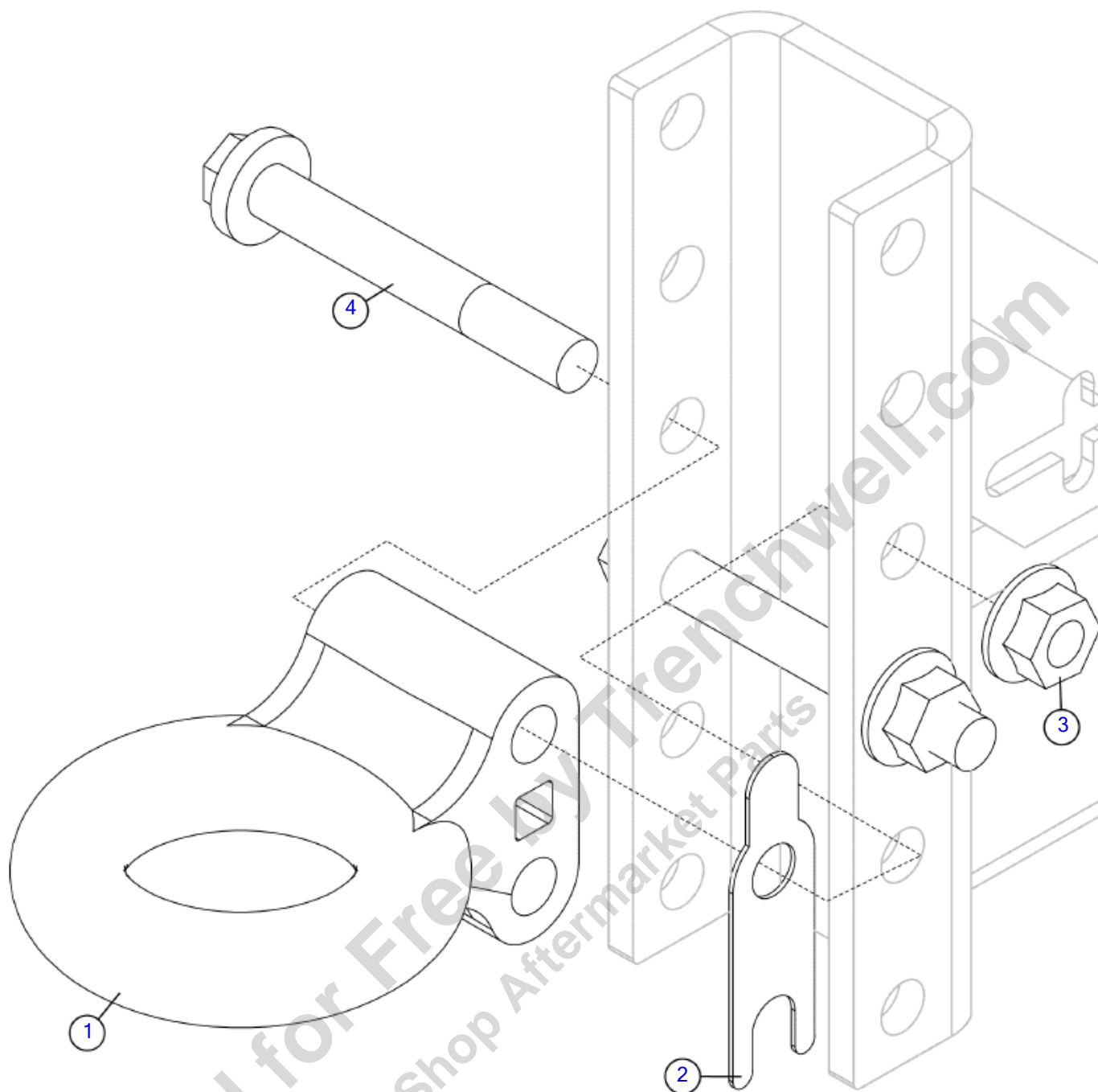
Fig 06-05R01

REF NO.	PART NO.	DESCRIPTION	QTY.	REMARKS
1	151728001	SPACER - SURGE BRAKE	1	
2	163656955	PINTLE RING - 3"	1	
3	163672437	TONGUE-HYDRAULIC BRAKE	1	
4	163677498	HITCH - SHIM	2	
5	163677931	JACK-5000# SIDEWIND	1	
6	163697050	HARNESS-AUST. TRAILER PLUG W/HYD. BRAKE	1	
7	163714096	ASSEMBLY - 1/2" GRD 80 SAFETY CHAIN - 2TON	2	
8	163714122	WELDMENT - HYDRAULIC BRAKE TONGUE	1	
9	238881001	BOLT-3/4-10 X 4 HHCS GR8 ZY	2	
10	295016001	WASHER, SAE FLAT-.75 -.81X1.50-.14-YZ	2	
11	507085016	NUT-HEXFLNG LOCK, M16-2.00,10.9,YZ,D6927	6	
12	507614040	SCREW HFS M16 2.00 X 40 10.9 YZ ANSI B18.2.3.9M FT	4	
13	507614120	SCREW-HFS,M16-2.00X120,10.9,YZ,ANSI,B18.2.3.9M,PT	2	
14	510352511	NUT-SMFLGTL-.75-10-G-YZ	2	

Provided for Free by Trenchwell.com
Shop Aftermarket Parts

Hitch - Pintle (SN 19200-24493)

Fig 06-06



Hitch - Pintle (SN 19200-24493)

Fig 06-06

REF NO.	PART NO.	DESCRIPTION	QTY.	REMARKS
1	163749516	PINTLE RING-2.5" FORGED STEEL, 2000 LB VL	1	
1	(117908001)	HITCH-PINTLE RING 2.5 ID	1	
2	163677498	HITCH - SHIM	1	
3	507085016	NUT-HEXFLNG LOCK, M16-2.00,10.9,YZ,D6927	2	
4	507614120	SCREW-HFS,M16-2.00X120,10.9,YZ,ANSI,B18.2.3.9M,PT	2	

Provided for Free by Trenchwell.com
Shop Aftermarket Parts

Hitch - Pintle (SN 24494-25539)

Fig 06-06R01

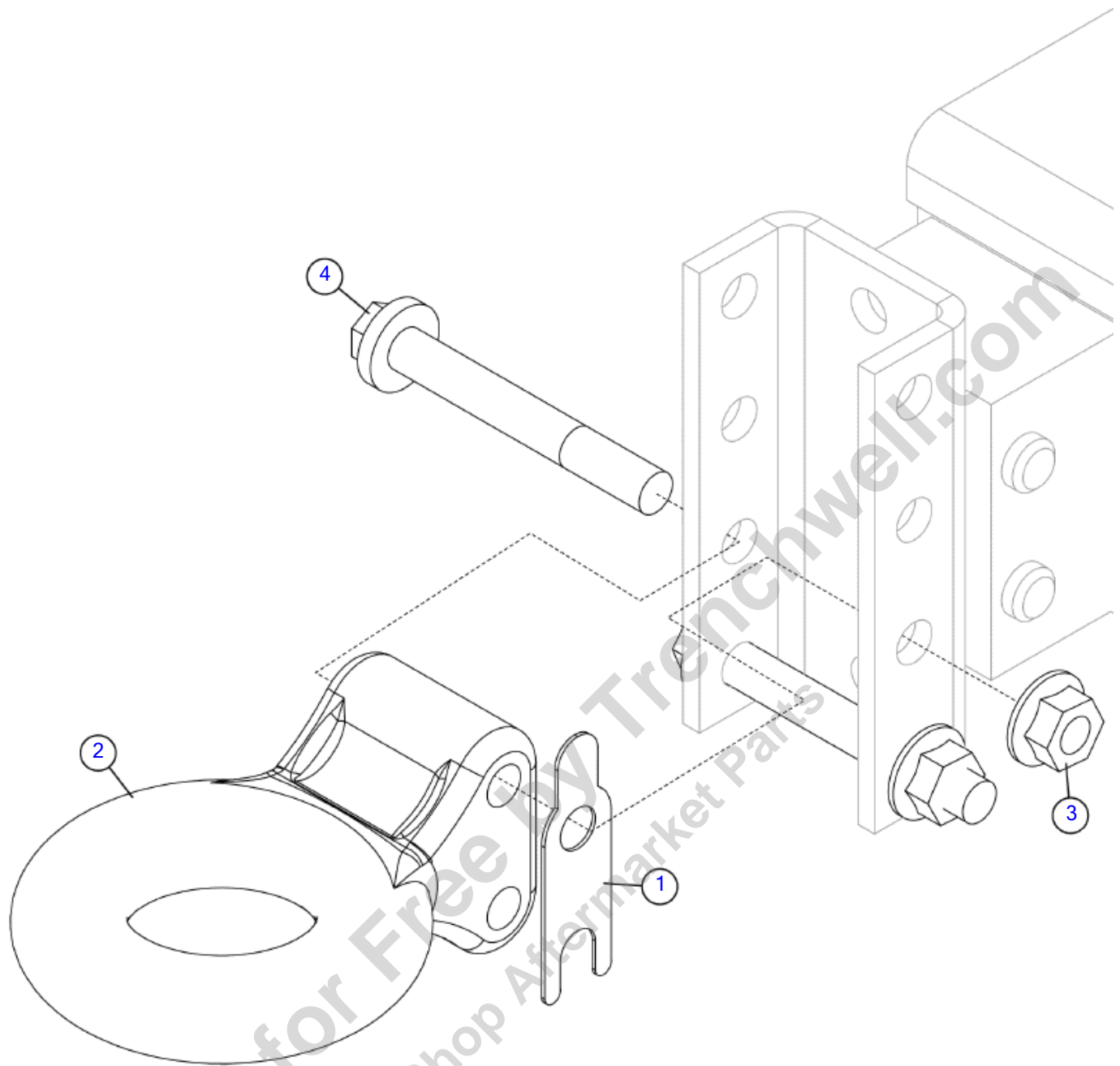


Illustration No. 163672216- Not For Ordering

Hitch - Pintle (SN 24494-25539)

Fig 06-06R01

REF NO.	PART NO.	DESCRIPTION	QTY.	REMARKS
1	163677498	HITCH - SHIM	1	
2	163749516	PINTLE RING-2.5" FORGED STEEL, 2000 LB VL	1	
2	(163749332)	PINTLE RING-FORGED-2 1/2"	1	
3	507085016	NUT-HEXFLNG LOCK, M16-2.00,10.9,YZ,D6927	2	
4	507614120	SCREW-HFS,M16-2.00X120,10.9,YZ,ANSI,B18.2.3.9M,PT	2	

Provided for Free by Trenchwell.com
Shop Aftermarket Parts

Hitch - Pintle (SN 25540-)

Fig 06-06R02

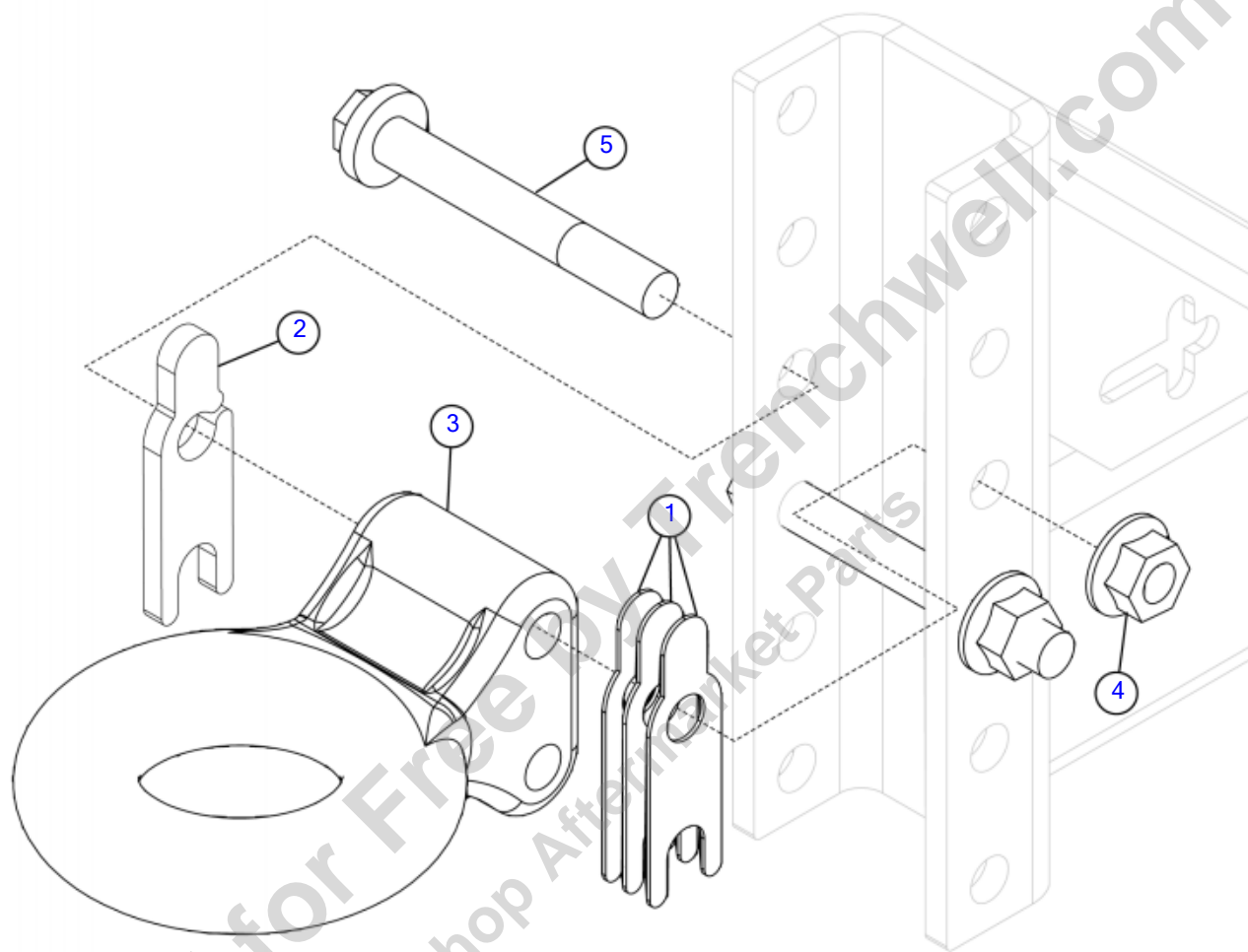


Illustration No. 163672216- Not For Ordering

Hitch - Pintle (SN 25540-)

Fig 06-06R02

REF NO.	PART NO.	DESCRIPTION	QTY.	REMARKS
1	163677498	HITCH - SHIM	3	
2	163749173	HITCH - SHIM	1	
3	163749516	PINTLE RING-2.5" FORGED STEEL, 2000 LB VL	1	
4	507085016	NUT-HEXFLNG LOCK, M16-2.00,10.9,D6927	2	
5	507614120	SCREW-HFS,M16-2.00X120,10.9,YZ,ANSI,B18.2.3.9M,PT	2	

Provided for Free by Trenchwell.com
Shop Aftermarket Parts

Hitch - 2" Ball

Fig 06-07

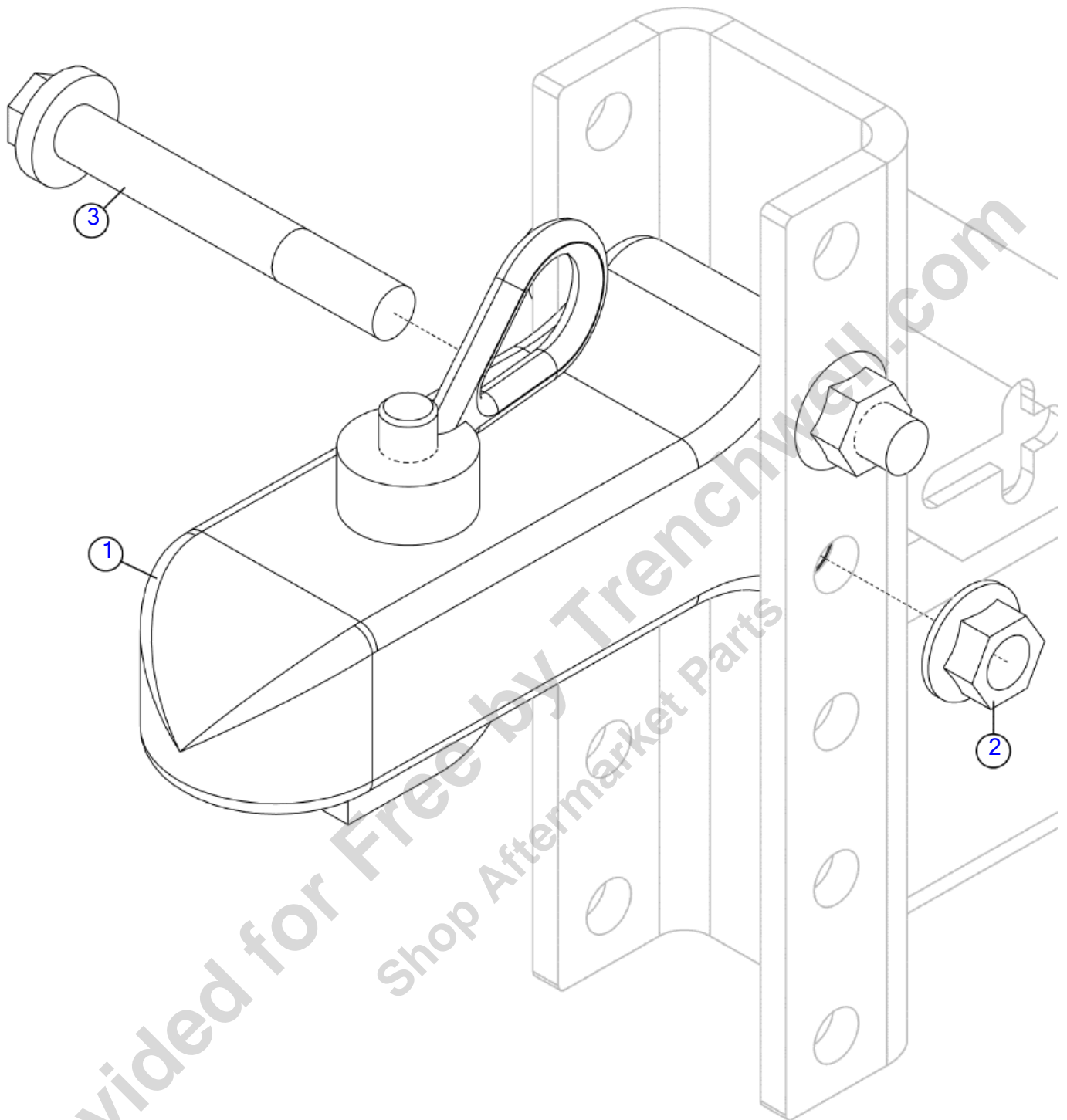


Illustration No: 163672333-Not For Ordering

Hitch - 2" Ball

Fig 06-07

REF NO.	PART NO.	DESCRIPTION	QTY.	REMARKS
1	120015001	HITCH-1 7/8-2" BALL COUPLER	1	
	122478003	NUT - LOOP	1	
2	507085016	NUT-HEXFLNG LOCK, M16-2.00,10.9,YZ,D6927	2	
3	507614120	SCREW-HFS,M16-2.00X120,10.9,YZ,ANSI,B18.2.3.9M,PT	2	

Provided for Free by Trenchwell.com
Shop Aftermarket Parts

Hitch - 2 5/16" Ball

Fig 06-08

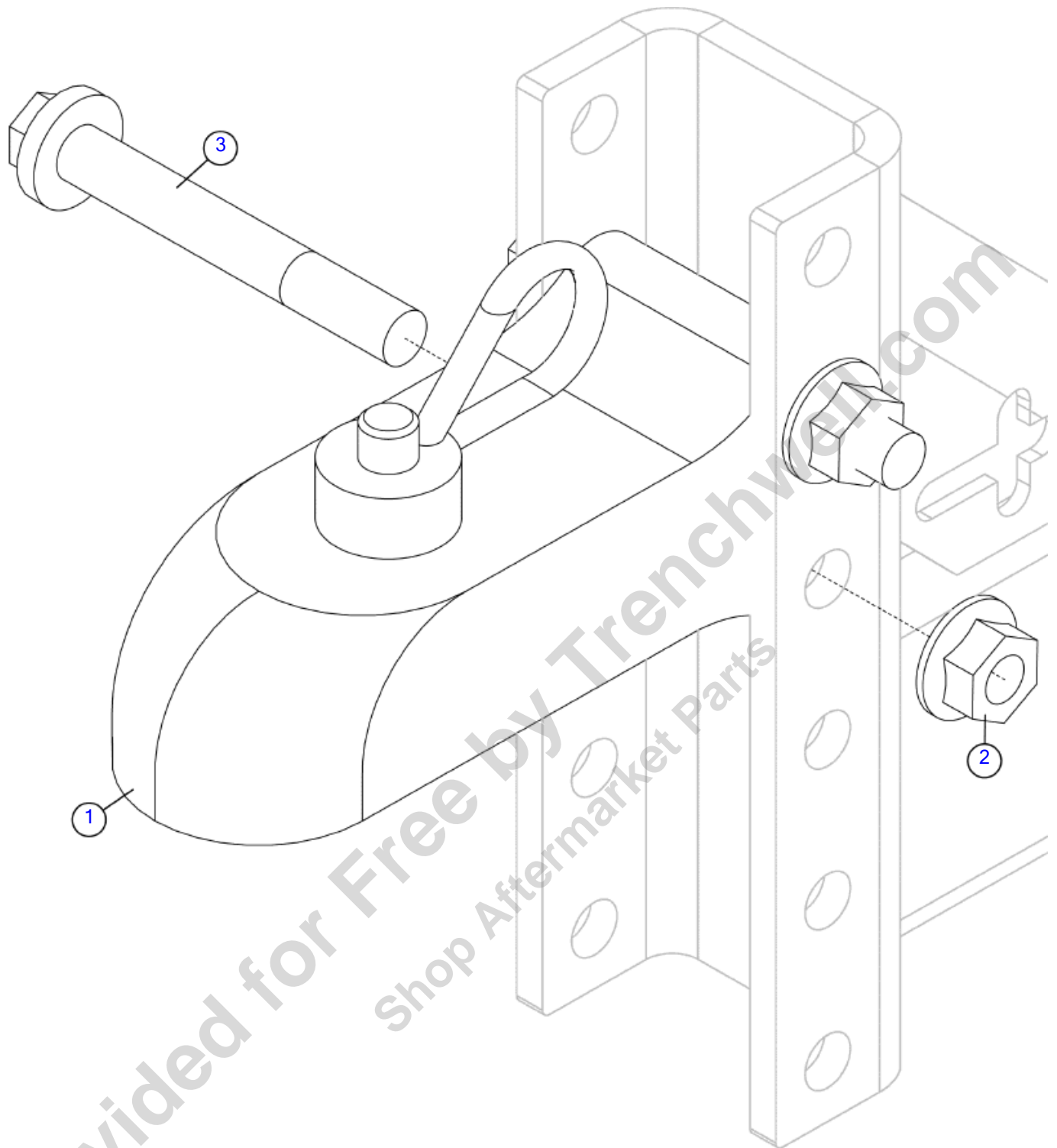


Illustration No: 163672334-Not For Ordering

Hitch - 2 5/16" Ball

Fig 06-08

REF NO.	PART NO.	DESCRIPTION	QTY.	REMARKS
1	122478001	HITCH-2 5/16 BALL COUPLER	1	
2	507085016	NUT-HEXFLNG LOCK, M16-2.00,10.9,YZ,D6927	2	
3	507614120	SCREW-HFS,M16-2.00X120,10.9,YZ,ANSI,B18.2.3.9M,PT	2	

Provided for Free by Trenchwell.com
Shop Aftermarket Parts

Hitch - Pin

Fig 06-09

**FIGURE REMOVED
DUE TO
NO LONGER IN
PRODUCTION**

Hitch - Pin
Fig 06-09

REF NO.	PART NO.	DESCRIPTION	QTY.	REMARKS
		FIGURE REMOVED	A/R	

Provided for Free by Trenchwell.com
Shop Aftermarket Parts

Hitch - 2 5/16" Bulldog

Fig 06-10

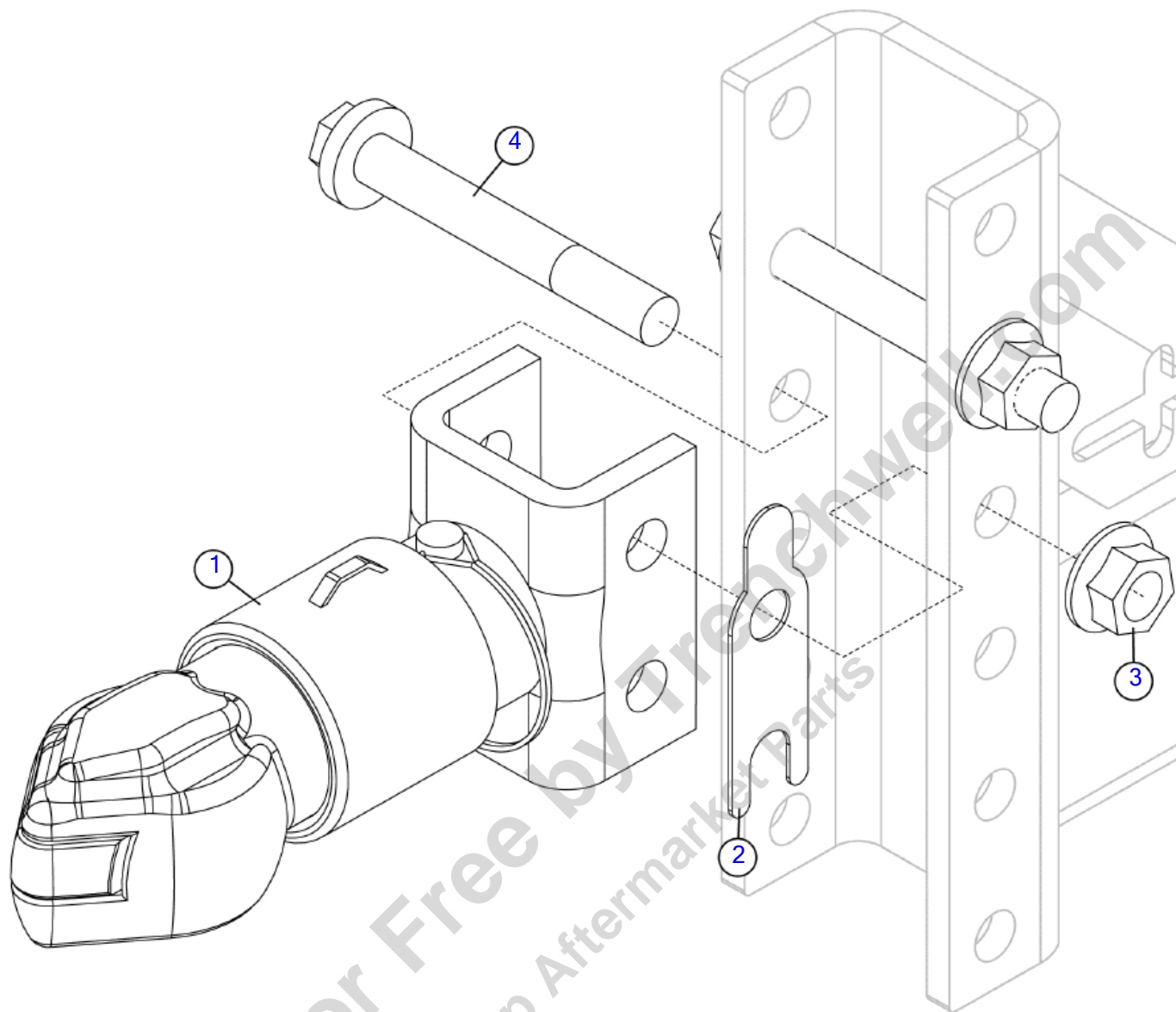


Illustration No: 163670274- Not For Ordering


Hitch - 2 5/16" Bulldog

Fig 06-10

REF NO.	PART NO.	DESCRIPTION	QTY.	REMARKS
1	163670275	HITCH - BULLDOG 4B6M 2 5/16"	1	
2	163677498	HITCH - SHIM	1	
3	507085016	NUT-HEXFLNG LOCK, M16-2.00,10.9,YZ,D6927	2	
4	507614120	SCREW-HFS,M16-2.00X120,10.9,YZ,ANSI,B18.2.3.9M,PT	2	

Provided for Free by Trenchwell.com
Shop Aftermarket Parts

Engine Enclosures



Provided for Free by TroyChewell.com
Shop Aftermarket Parts

Engine Enclosures

Mount - Cat & Cummins	Fig	07-01
Mount - Cat & Cummins - Euro	Fig	07-02
Mount - Gas & Deutz	Fig	07-03
Engine Enclosure - Gas (SN 19200-27940)	Fig	07-04
Engine Enclosure - Gas (SN 27941-28868)	Fig	07-04R01
Engine Enclosure - Gas (SN 28869-)	Fig	07-04R02
Engine Enclosure - Cat (SN 19200-28868)	Fig	07-05
Engine Enclosure - Cat (SN 28869-)	Fig	07-05R01
Engine Enclosure - Cummins (SN 19200-28868)	Fig	07-06
Engine Enclosure - Cummins (SN 28869- 29154)	Fig	07-06R01
Engine Enclosure - Cummins (SN 29155 -)	Fig	07-06R02
Engine Enclosure - Deutz (SN 19200-25451)	Fig	07-07
Engine Enclosure - Deutz (SN 25452-28868)	Fig	07-07R01
Engine Enclosure - Deutz (SN 28869-)	Fig	07-07R02
Engine Enclosure Frame - Deutz Euro	Fig	07-08

Provided for Free by Trenchwell.com
Shop Aftermarket Parts

Mount - Cat & Cummins

Fig 07-01

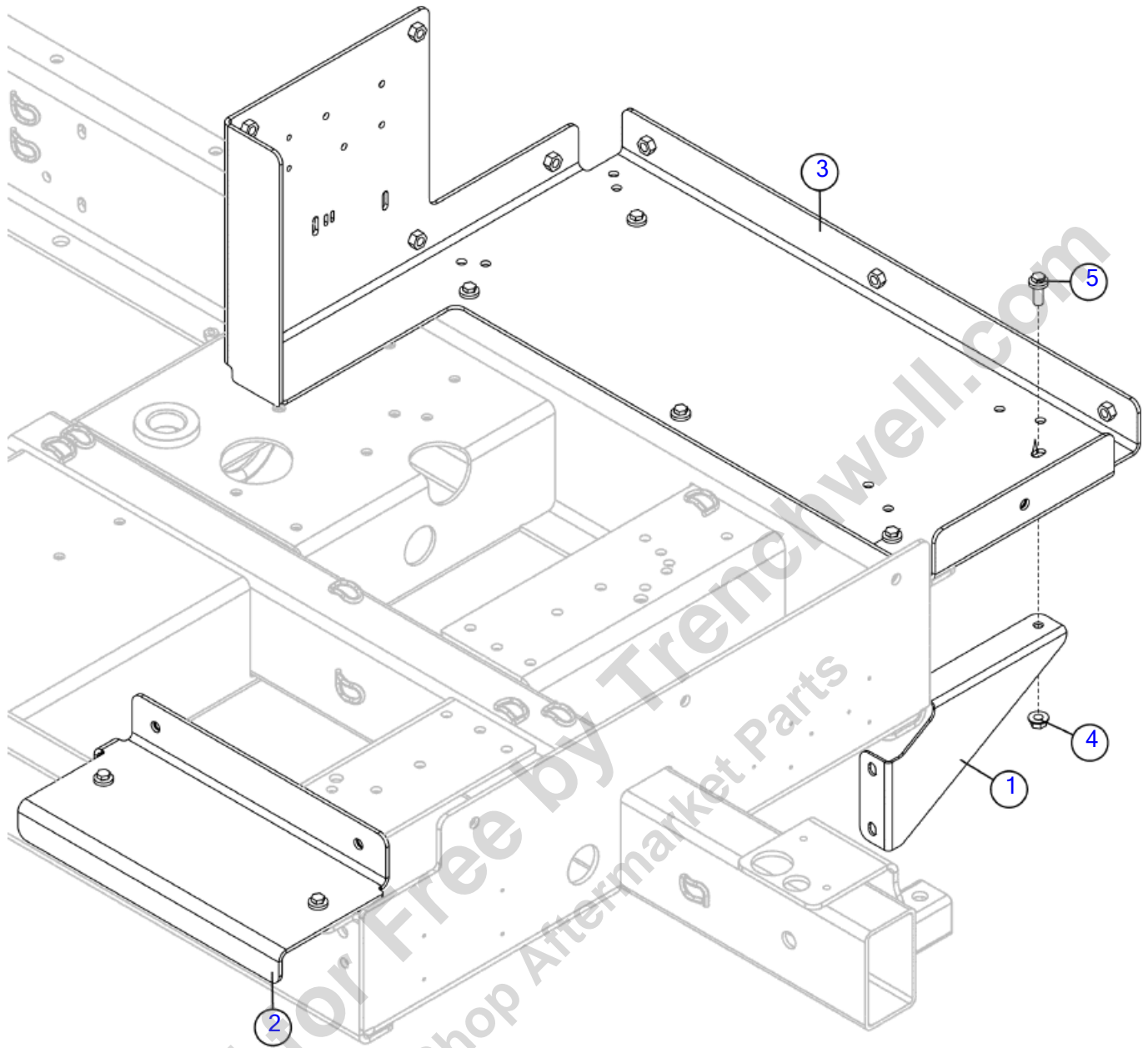


Illustration No: 163672028- Not For Ordering

Mount - Cat & Cummins
Fig 07-01

REF NO.	PART NO.	DESCRIPTION	QTY.	REMARKS
1	163672240	BRACE - ENGINE ENCLOSURE SUB FRAME	2	
2	163672242	MOUNT - ENCLOSURE SUB FRAME - LEFT	1	
3	180023342	ENGINE ENCLOSURE FRAME - BASE PLATE MOUNT	1	
4	507085010	NUT-HEXFLNG LOCK, M10-1.50,10.9,YZ,D6927	10	
5	507612025	SCREW-HFS,M10-1.50X25,10.9,YZ,ANSI,B18.2.3.9M,FT	12	

Provided for Free by Trenchwell.com
Shop Aftermarket Parts

Mount - Cat & Cummins - Euro

Fig 07-02

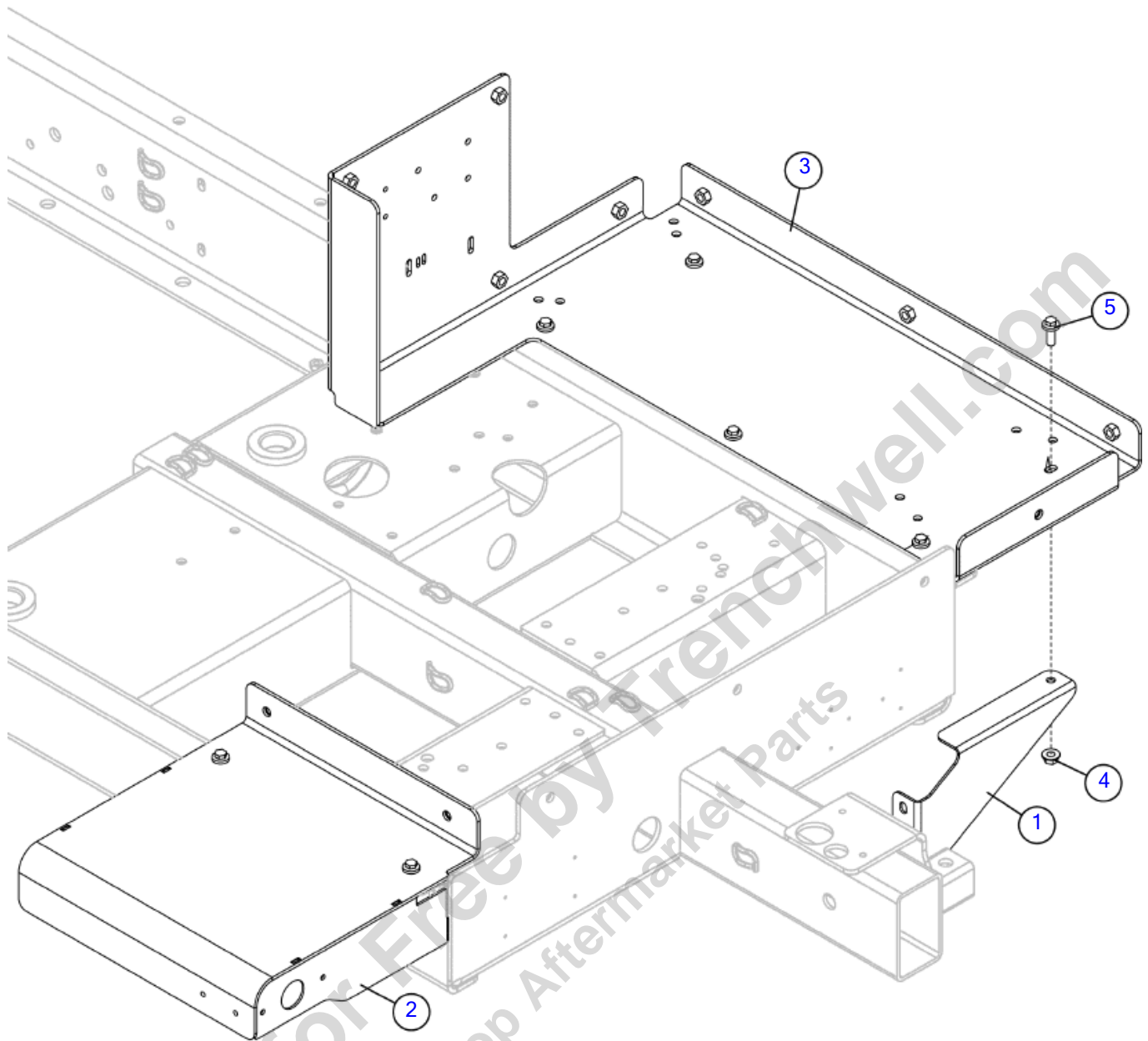


Illustration No: 163672381 - Not For Ordering

Mount - Cat & Cummins - Euro

Fig 07-02

REF NO.	PART NO.	DESCRIPTION	QTY.	REMARKS
1	163672240	BRACE - ENGINE ENCLOSURE SUB FRAME	4	
2	163672380	EURO STEP & GUARD	1	
3	180023342	ENGINE ENCLOSURE FRAME - BASE PLATE MOUNT	1	
4	507085010	NUT-HEXFLNG LOCK, M10-1.50,10.9,YZ,D6927	21	
5	507612025	SCREW-HFS,M10-1.50X25,10.9,YZ,ANSI,B18.2.3.9M,FT	25	

Provided for Free by Trenchwell.com
Shop Aftermarket Parts

Mount - Gas & Deutz

Fig 07-03

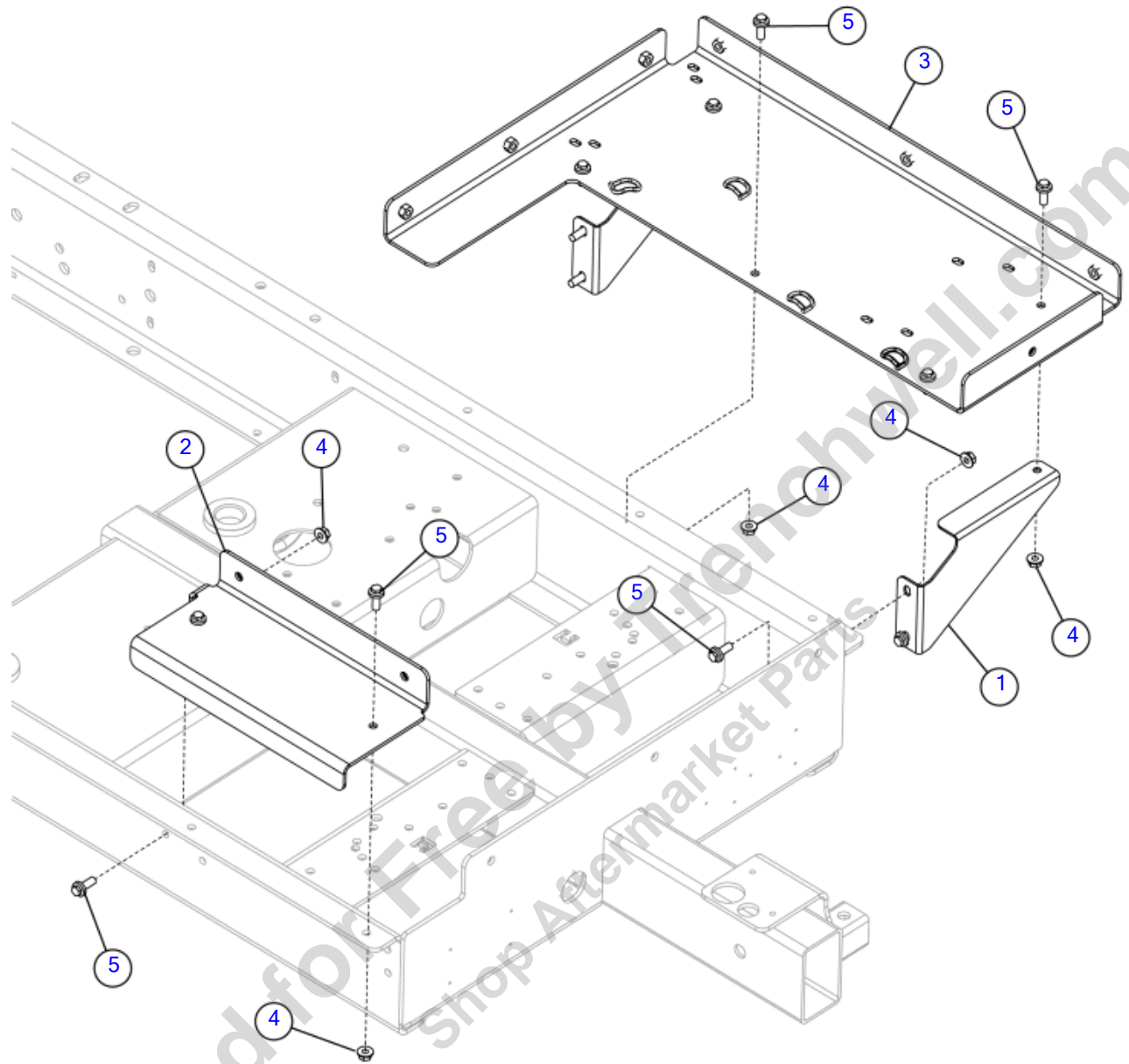


Illustration No: 180023240 - Not For Ordering

Mount - Gas & Deutz

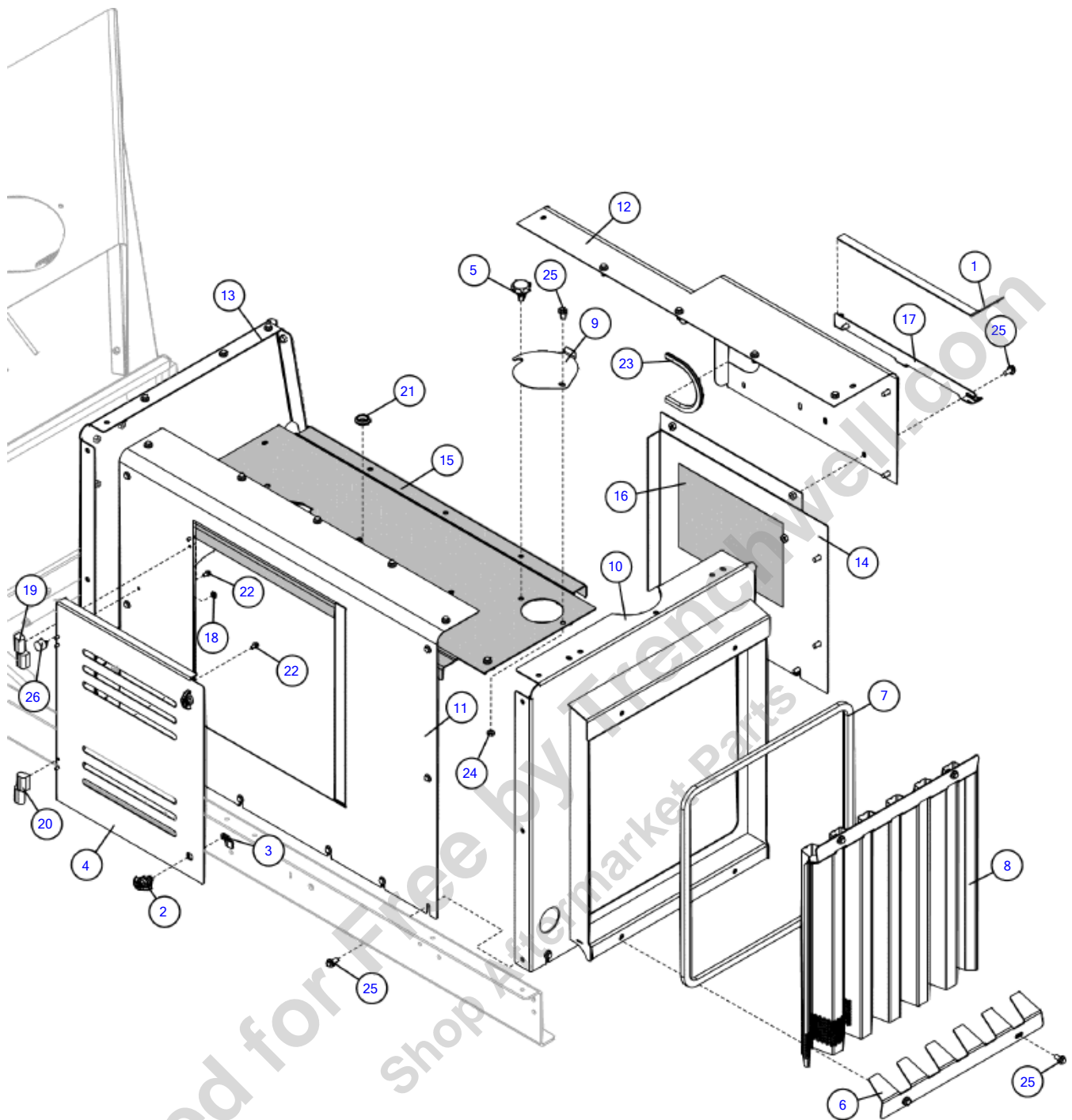
Fig 07-03

REF NO.	PART NO.	DESCRIPTION	QTY.	REMARKS
1	163672240	BRACE - ENGINE ENCLOSURE SUB FRAME	2	
2	163672242	MOUNT - ENCLOSURE SUB FRAME - LEFT	1	
3	180023285	WELDMENT - ENGINE ENCLOSURE FRAME, SUB BASE PLATE	1	
4	507085010	NUT-HEXFLNG LOCK, M10-1.50,10.9,D6927	10	
5	507612025	SCREW-HFS,M10-1.50X25,10.9,ANSI,B18.2.3.9M,FT	12	

Provided for Free by Trenchwell.com
Shop Aftermarket Parts

Engine Enclosure - Gas (SN 19200-27940)

Fig 07-04



Engine Enclosure - Gas (SN 19200-27940)

Fig 07-04

REF NO.	PART NO.	DESCRIPTION	QTY.	REMARKS
1	115246001	KNIFE GAUGE - 11 GA	1	
2	163642892	CAM-LATCH LOCKABLE WING KNOB	2	
3	163642893	CAM - 4 MM GRIP	2	
4	163672032	DOOR - ENGINE ENCLOSURE	1	
5	163674756	KNOB - 7POINT - M10X20	1	
6	163677309	PLATE - HOLDER SCREEN CLAMP	2	
7	163677893	FOAM 1/2 X 3/4 BULK ROLL	1	
8	163697303	SCREEN - PUSHER	1	
9	163698140	DOOR - RAD ACCESS	1	
10	180023219	WELDMENT - RADIATOR SCREEN	1	
11	180023233	PLATE - ENGINE ENCLOSURE, FRONT	1	
12	180023236	WELDMENT - ENGINE ENCLOSURE, REAR	1	
13	180023243	WELDMENT - ENGINE ENCLOSURE - RIGHT	1	
14	180023274	WELDMENT - ENCLOSURE REAR PANEL	1	
15	180023356	WELDMENT - TOP CAT MOUNT - 3.0L GAS	1	
16	180023368	HEAT SHIELD - ENGINE ENCLOSURE	1	
17	180023379	MOUNT - KNIFE GAUGE	1	
18	1809005	NUT-1/4 SM FLGE T.L.	1	
19	224781001	HINGE NYLON LIFT OFF 1/4" THD	1	
20	224782001	HINGE NYLON LIFT OFF 1/4in THD	1	
21	277362001	GROMMET 1.5"OD X 1" ID	1	
22	296300751	SCREW HFS .25-20X.50 GR8-YZ	8	
23	4225001	SD-1250 FLEX STL. CORE	1	
24	506042010	NUT-HEX,JAM,M10 -1.50,YZ,D439	1	
25	507612020	SCREW-HFS,M10-1.50X20,10.9,YZ,ANSI,B18.2.3.9M,FT	43	
26	93769001	MOUNT-SANDWICH SINGLE STUD	1	

Engine Enclosure - Gas (SN 27941-28868)

Fig 07-04R01

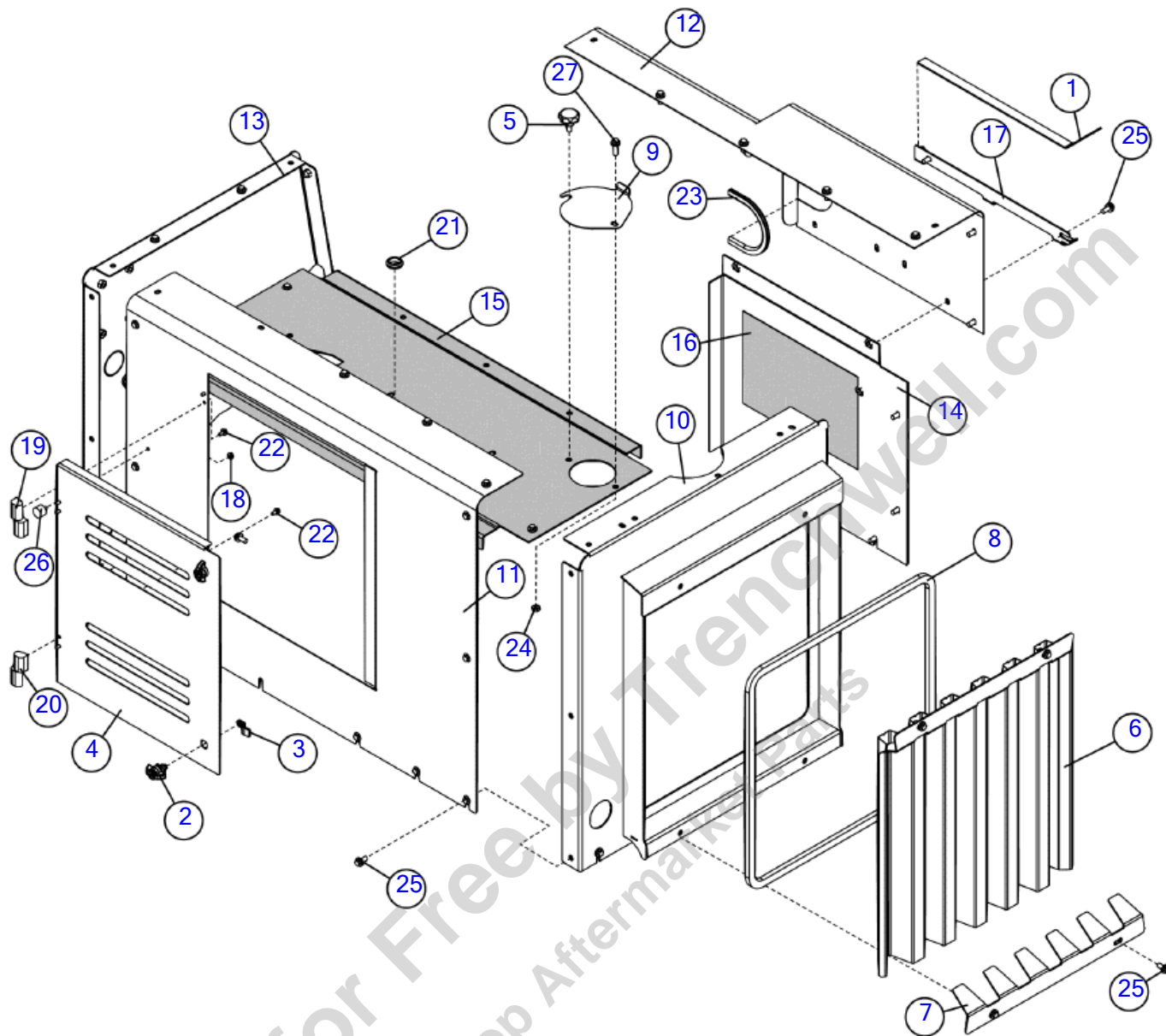


Illustration No. 163697328- Not For Ordering

Engine Enclosure - Gas (SN 27941-28868)

Fig 07-04R01

REF NO.	PART NO.	DESCRIPTION	QTY.	REMARKS
1	115246001	KNIFE GAUGE - 11 GA	1	
2	163642892	CAM-LATCH LOCKABLE WING KNOB	2	
3	163642893	CAM - 4 MM GRIP	2	
4	163672032	DOOR - ENGINE ENCLOSURE	1	
5	163674756	KNOB - 7POINT - M10X20	1	
6	163677308	SCREEN - SUCTION FAN	1	
7	163677309	PLATE - HOLDER SCREEN CLAMP	2	
8	163677893	FOAM 1/2 X 3/4 BULK ROLL	1	
9	163698140	DOOR - RAD ACCESS	1	
10	180023219	WELDMENT - RADIATOR SCREEN	1	
11	180023233	PLATE - ENGINE ENCLOSURE, FRONT	1	
12	180023236	WELDMENT - ENGINE ENCLOSURE, REAR	1	
13	180023243	WELDMENT - ENGINE ENCLOSURE - RIGHT	1	
14	180023274	WELDMENT - ENCLOSURE REAR PANEL	1	
15	180023356	WELDMENT - TOP CAT MOUNT - 3.0L GAS	1	
16	180023368	HEAT SHIELD - ENGINE ENCLOSURE	1	
17	180023379	MOUNT - KNIFE GAUGE	1	
18	1809005	NUT-SMFLGTL-.25-20-G-CZ	1	
19	224781001	HINGE NYLON LIFT OFF 1/4" THD	1	
20	224782001	HINGE NYLON LIFT OFF 1/4in THD	1	
21	277362001	GROMMET 1.5"OD X 1" ID	1	
22	296300751	SCREW HFS .25-20X.50 GR8-YZ	8	
23	4225001	SD-1250 FLEX STL. CORE	1	
24	506042010	NUT-HEX,JAM,M10 -1.50,YZ,D439	1	
25	507612020	SCREW-HFS,M10-1.50X20,10.9,YZ,ANSI,B18.2.3.9M,FT	42	
26	93769001	MOUNT-SANDWICH SINGLE STUD	1	
27	507612030	SCREW-HFS,M10-1.50X30,10.9,YZ,ANSI,B18.2.3.9M,FT	1	

Engine Enclosure - Gas (SN 28869-)

Fig 07-04R02

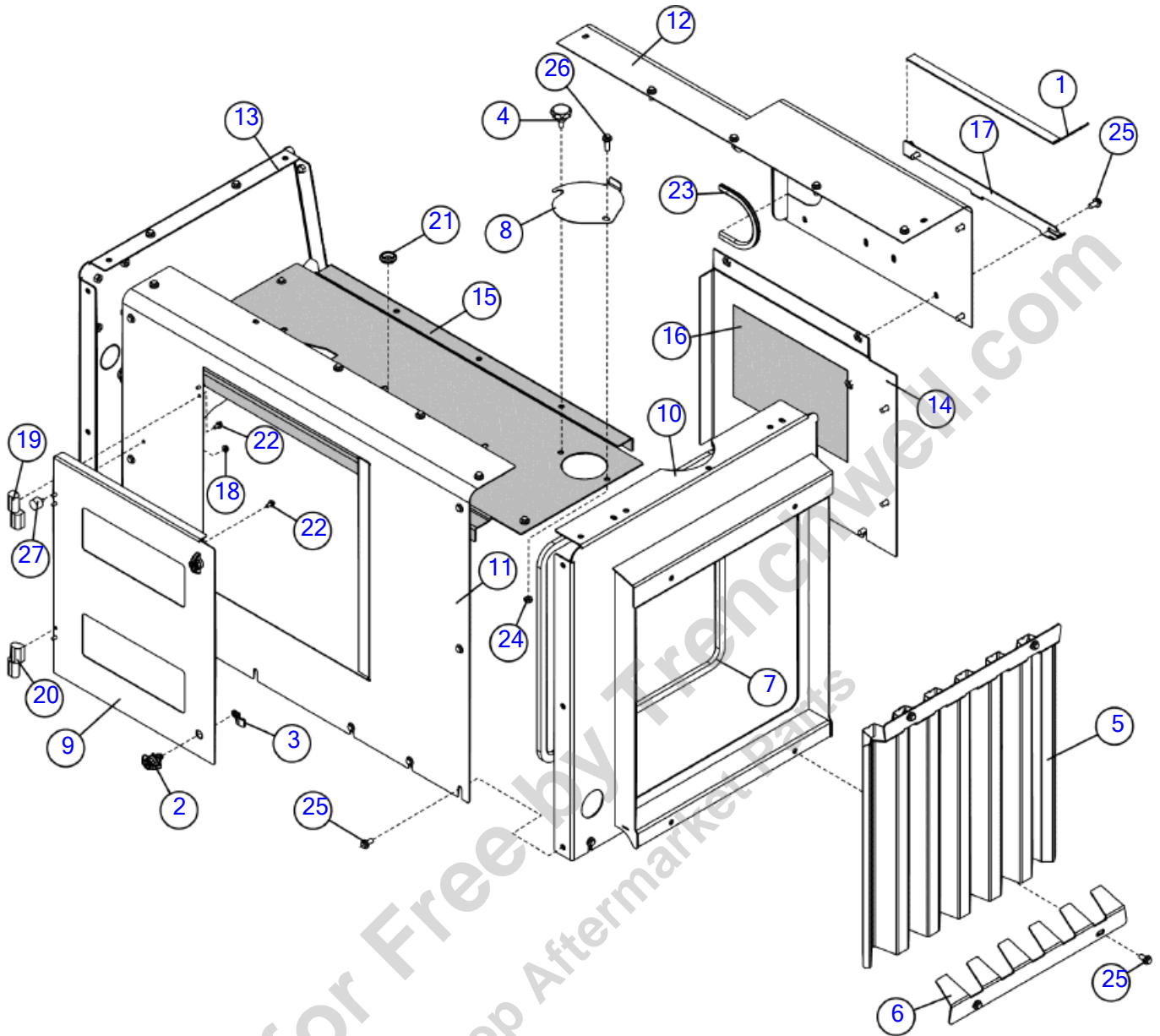


Illustration No. 163697328- Not For Ordering

Engine Enclosure - Gas (SN 28869-)

Fig 07-04R02

REF NO.	PART NO.	DESCRIPTION	QTY.	REMARKS
1	115246001	KNIFE GAUGE - 11 GA	1	
2	163642892	CAM-LATCH LOCKABLE WING KNOB	2	
3	163642893	CAM - 4 MM GRIP	2	
4	163674756	KNOB - 7POINT - M10X20	1	
5	163677308	SCREEN - SUCTION FAN	1	
6	163677309	PLATE - HOLDER SCREEN CLAMP	2	
7	163677893	FOAM 1/2 X 3/4 BULK ROLL	1	
8	163698140	DOOR - RAD ACCESS	1	
9	163777120	ASSY - ENCLOSURE DOOR BONDED	1	
10	180023219	WELDMENT - RADIATOR SCREEN	1	
11	180023233	PLATE - ENGINE ENCLOSURE, FRONT	1	
12	180023236	WELDMENT - ENGINE ENCLOSURE, REAR	1	
13	180023243	WELDMENT - ENGINE ENCLOSURE - RIGHT	1	
14	180023274	WELDMENT - ENCLOSURE REAR PANEL	1	
15	180023356	WELDMENT - TOP CAT MOUNT - 3.0L GAS	1	
16	180023368	HEAT SHIELD - ENGINE ENCLOSURE	1	
17	180023379	MOUNT - KNIFE GAUGE	1	
18	1809005	NUT-SMFLGTL-.25-20-G-CZ	1	
19	224781001	HINGE NYLON LIFT OFF 1/4" THD	1	
20	224782001	HINGE NYLON LIFT OFF 1/4in THD	1	
21	277362001	GROMMET 1.5"OD X 1" ID	1	
22	296300751	SCREW HFS .25-20X.50 GR8-YZ	8	
23	4225001	SD-1250 FLEX STL. CORE	1	
24	506042010	NUT-HEX,JAM,M10 -1.50,YZ,D439	1	
25	507612020	SCREW-HFS,M10-1.50X20,10.9,YZ,ANSI,B18.2.3.9M,FT	42	
26	507612030	SCREW-HFS,M10-1.50X30,10.9,YZ,ANSI,B18.2.3.9M,FT	1	
27	93769001	MOUNT-SANDWICH SINGLE STUD	1	

Engine Enclosure - Cat (SN 19200-28868)

Fig 07-05

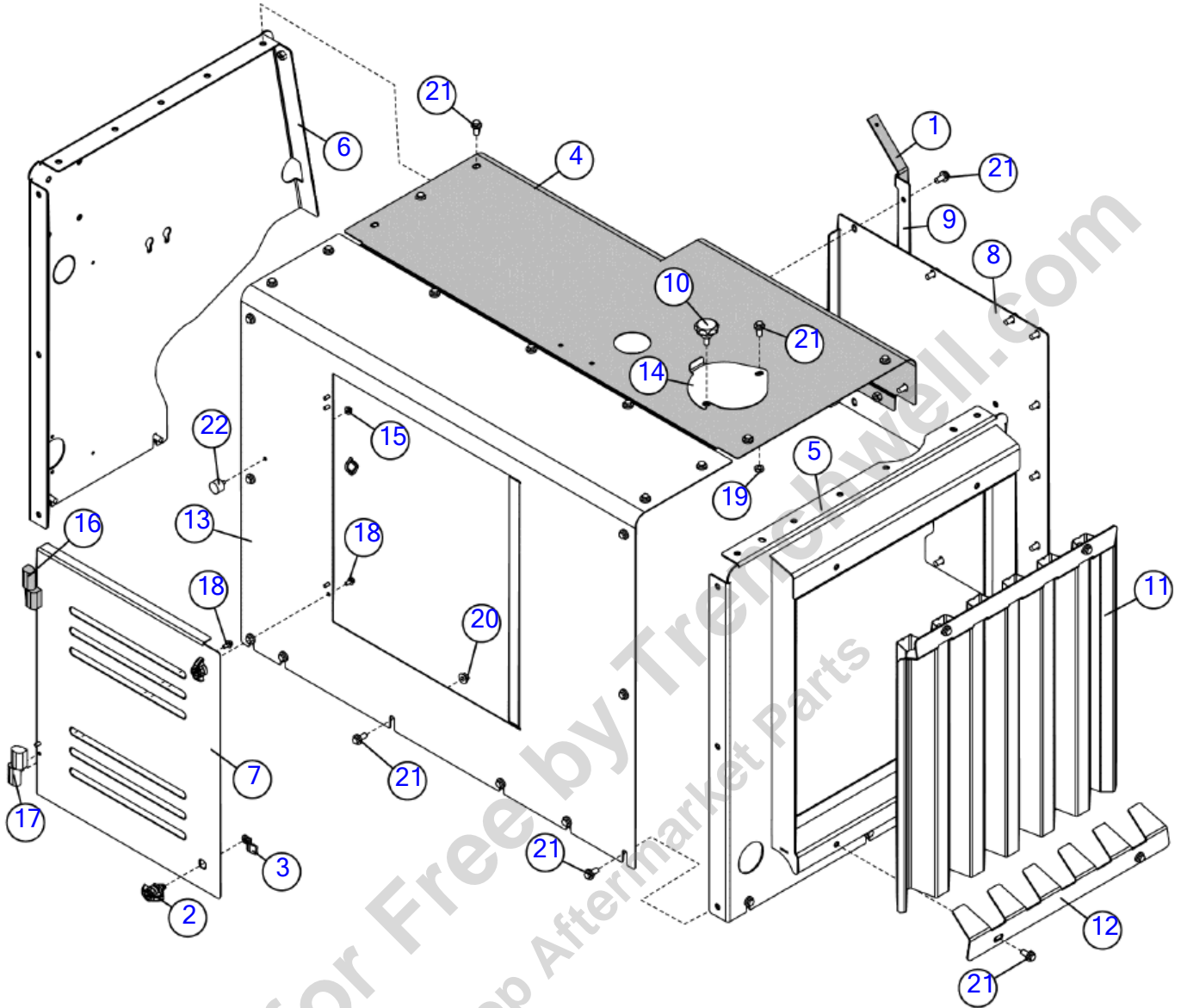


Illustration No: 163672030- Not For Ordering

Engine Enclosure - Cat (SN 19200-28868)

Fig 07-05

REF NO.	PART NO.	DESCRIPTION	QTY.	REMARKS
1	115246001	KNIFE GAUGE - 11 GA	1	
2	163642892	CAM-LATCH LOCKABLE WING KNOB	2	
3	163642893	CAM - 4 MM GRIP	2	
4	163672018	WELDMENT - ENGINE ENCLOSURE - REAR	1	
5	163672020	WELDMENT - ENGINE ENCLOSURE, LEFT	1	
6	163672022	WELDMENT - ENGINE ENCLOSURE, RIGHT	1	
7	163672032	DOOR - ENGINE ENCLOSURE	1	
8	163672033	ENGINE ENCLOSURE - REAR PANEL	1	
9	163672349	MOUNT-KNIFE GAUGE	1	
10	163674756	KNOB - 7POINT - M10X20	1	
11	163677308	SCREEN - SUCTION FAN	1	
12	163677309	PLATE - HOLDER SCREEN CLAMP	2	
13	163677414	ENGINE ENCLOSURE - FRONT	1	
14	163698140	DOOR - RAD ACCESS	1	
15	1809005	NUT-SMFLGTL-.25-20-G-CZ	1	
16	224781001	HINGE NYLON LIFT OFF 1/4" THD	1	
17	224782001	HINGE NYLON LIFT OFF 1/4in THD	1	
18	296300751	SCREW HFS .25-20X.50 GR8-YZ	8	
19	506042010	NUT-HEX,JAM,M10 -1.50,YZ,D439	1	
20	507085010	NUT-HEXFLNG LOCK, M10-1.50,10.9,YZ,D6927	3	
21	507612020	SCREW-HFS,M10-1.50X20,10.9,YZ,ANSI,B18.2.3.9M,FT	46	
22	93769001	MOUNT-SANDWICH SINGLE STUD	1	

Engine Enclosure - Cat (SN 28869-)

Fig 07-05R01

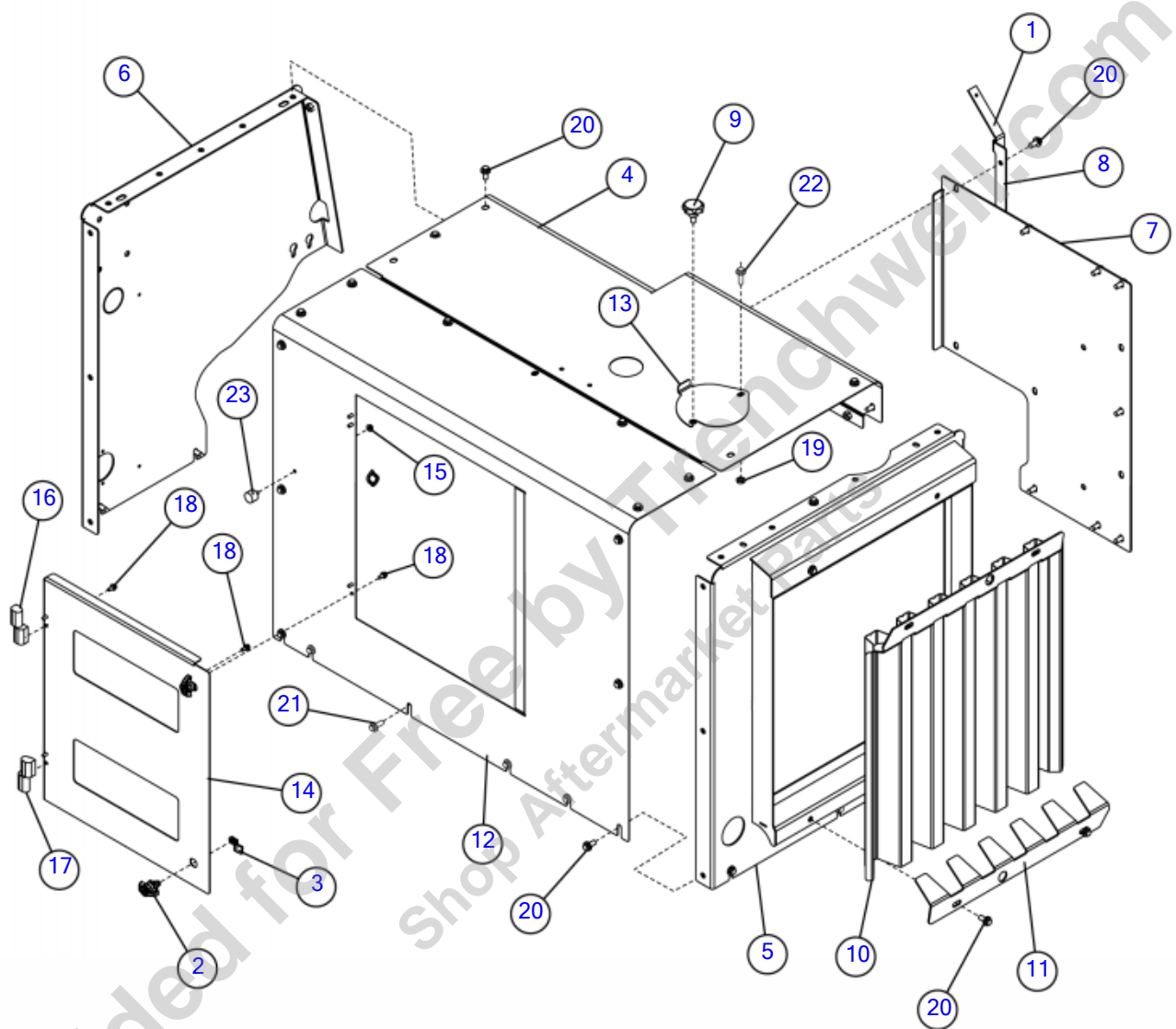


Illustration No: 163672030- Not For Ordering

Engine Enclosure - Cat (SN 28869-)

Fig 07-05R01

REF NO.	PART NO.	DESCRIPTION	QTY.	REMARKS
1	115246001	KNIFE GAUGE - 11 GA	1	
2	163642892	CAM-LATCH LOCKABLE WING KNOB	2	
3	163642893	CAM - 4 MM GRIP	2	
4	163672018	WELDMENT - ENGINE ENCLOSURE - REAR	1	
5	163672020	WELDMENT - ENGINE ENCLOSURE, LEFT	1	
6	163672022	WELDMENT - ENGINE ENCLOSURE, RIGHT	1	
7	163672033	ENGINE ENCLOSURE - REAR PANEL	1	
8	163672349	MOUNT-KNIFE GAUGE	1	
9	163674756	KNOB - 7POINT - M10X20	1	
10	163677308	SCREEN - SUCTION FAN	1	
11	163677309	PLATE - HOLDER SCREEN CLAMP	2	
12	163677414	ENGINE ENCLOSURE - FRONT	1	
13	163698140	DOOR - RAD ACCESS	1	
14	163777120	ASSY - ENCLOSURE DOOR BONDED	1	
15	1809005	NUT-SMFLGTL-.25-20-G-CZ	1	
16	224781001	HINGE NYLON LIFT OFF 1/4" THD	1	
17	224782001	HINGE NYLON LIFT OFF 1/4in THD	1	
18	296300751	SCREW HFS .25-20X.50 GR8	8	
19	506042010	NUT-HEX,JAM,M10 -1.50,D439	1	
20	507612020	SCREW-HFS,M10-1.50X20,10.9,ANSI,B18.2.3.9M,FT	34	
21	507612025	SCREW-HFS,M10-1.50X25,10.9,ANSI,B18.2.3.9M,FT	11	
22	507612030	SCREW-HFS,M10-1.50X30,10.9,ANSI,B18.2.3.9M,FT	1	
23	93769001	MOUNT-SANDWICH SINGLE STUD	1	

Engine Enclosure - Cummins (SN 19200-28868)

Fig 07-06

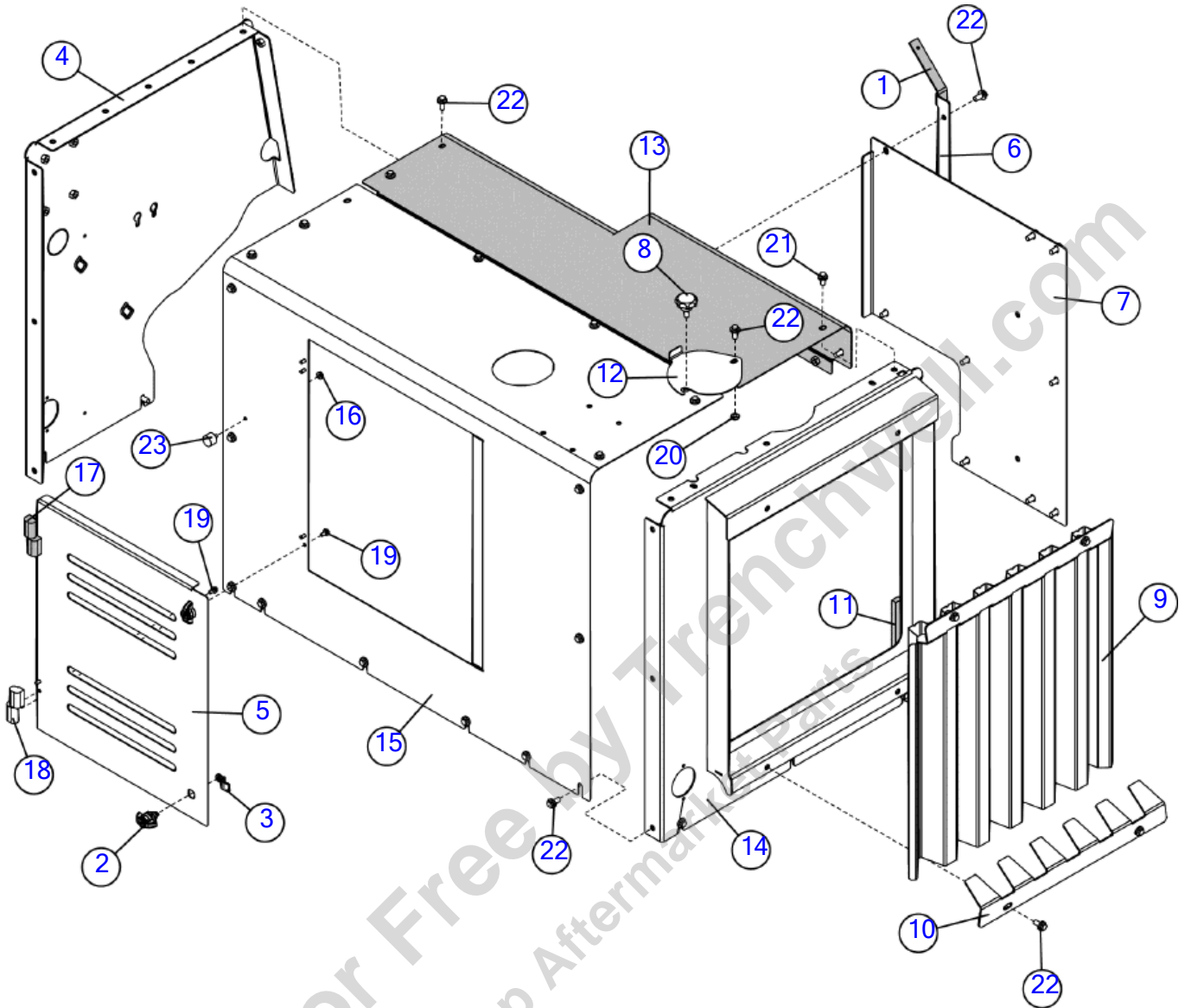


Illustration No: 163700028- Not For Ordering

Engine Enclosure - Cummins (SN 19200-28868)

Fig 07-06

REF NO.	PART NO.	DESCRIPTION	QTY.	REMARKS
1	115246001	KNIFE GAUGE - 11 GA	1	
2	163642892	CAM-LATCH LOCKABLE WING KNOB	2	
3	163642893	CAM - 4 MM GRIP	2	
4	163672022	WELDMENT - ENGINE ENCLOSURE, RIGHT	1	
5	163672032	DOOR - ENGINE ENCLOSURE	1	
6	163672349	MOUNT-KNIFE GAUGE	1	
7	163674392	PLATE - REAR ACCESS PANEL	1	
8	163674756	KNOB - 7POINT - M10X20	1	
9	163677308	SCREEN - SUCTION FAN	1	
10	163677309	PLATE - HOLDER SCREEN CLAMP	2	
11	163677893	FOAM 1/2 X 3/4 BULK ROLL	1	
12	163698140	DOOR - RAD ACCESS	1	
13	163700025	WELDMENT - ENGINE ENCLOSURE, REAR	1	
14	163700030	WELDMENT - ENGINE ENCLOSURE, LEFT	1	
15	163713087	WELDMENT - ENGINE ENCLOSURE FRONT	1	
16	1809005	NUT-SMFLGTL-.25-20-G-CZ	1	
17	224781001	HINGE NYLON LIFT OFF 1/4" THD	1	
18	224782001	HINGE NYLON LIFT OFF 1/4in THD	1	
19	296300751	SCREW HFS .25-20X.50 GR8-YZ	8	
20	506042010	NUT-HEX,JAM,M10 -1.50,YZ,D439	1	
21	507612016	SCREW-HFS,M10-1.50X16,10.9,YZ,ANSI,B18.2.3.9M,FT	2	
22	507612020	SCREW-HFS,M10-1.50X20,10.9,YZ,ANSI,B18.2.3.9M,FT	38	
23	93769001	MOUNT-SANDWICH SINGLE STUD	1	

Engine Enclosure - Cummins (SN 28869- 29154)

Fig 07-06R01

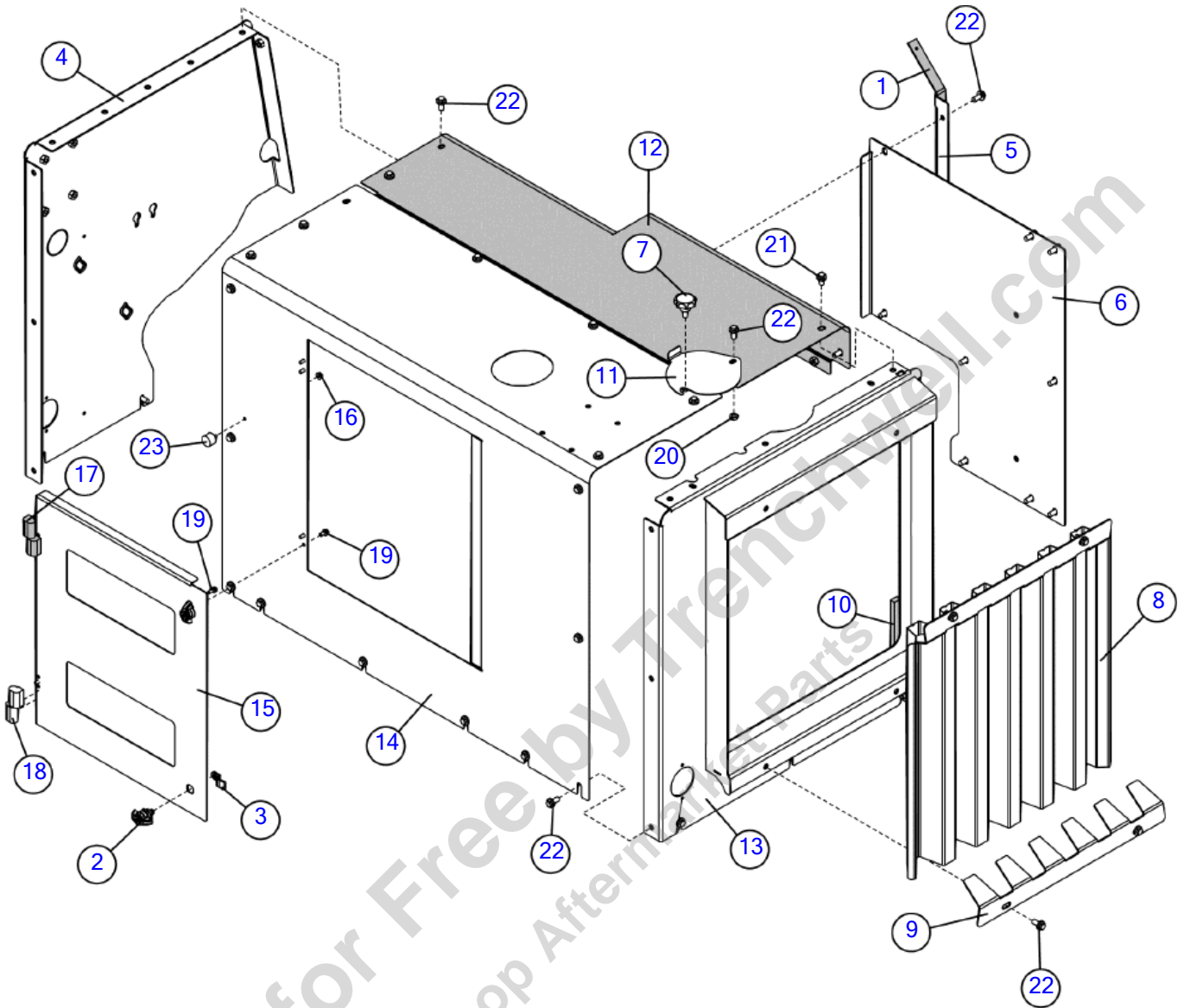


Illustration No: 163700028- Not For Ordering

Engine Enclosure - Cummins (SN 28869- 29154)

Fig 07-06R01

REF NO.	PART NO.	DESCRIPTION	QTY.	REMARKS
1	115246001	KNIFE GAUGE - 11 GA	1	
2	163642892	CAM-LATCH LOCKABLE WING KNOB	2	
3	163642893	CAM - 4 MM GRIP	2	
4	163672022	WELDMENT - ENGINE ENCLOSURE, RIGHT	1	
5	163672349	MOUNT-KNIFE GAUGE	1	
6	163674392	PLATE - REAR ACCESS PANEL	1	
7	163674756	KNOB - 7POINT - M10X20	1	
8	163677308	SCREEN - SUCTION FAN	1	
9	163677309	PLATE - HOLDER SCREEN CLAMP	2	
10	163677893	FOAM 1/2 X 3/4 BULK ROLL	1	
11	163698140	DOOR - RAD ACCESS	1	
12	163700025	WELDMENT - ENGINE ENCLOSURE, REAR	1	
13	163700030	WELDMENT - ENGINE ENCLOSURE, LEFT	1	
14	163713087	WELDMENT - ENGINE ENCLOSURE FRONT	1	
15	163777120	ASSY - ENCLOSURE DOOR BONDED	1	
16	1809005	NUT-SMFLGTL-.25-20-G-CZ	1	
17	224781001	HINGE NYLON LIFT OFF 1/4" THD	1	
18	224782001	HINGE NYLON LIFT OFF 1/4in THD	1	
19	296300751	SCREW HFS .25-20X.50 GR8-YZ	8	
20	506042010	NUT-HEX,JAM,M10 -1.50,YZ,D439	1	
21	507612016	SCREW-HFS,M10-1.50X16,10.9,YZ,ANSI,B18.2.3.9M,FT	2	
22	507612020	SCREW-HFS,M10-1.50X20,10.9,YZ,ANSI,B18.2.3.9M,FT	38	
23	93769001	MOUNT-SANDWICH SINGLE STUD	1	

Engine Enclosure - Cummins (SN 29155 -)

Fig 07-06R02

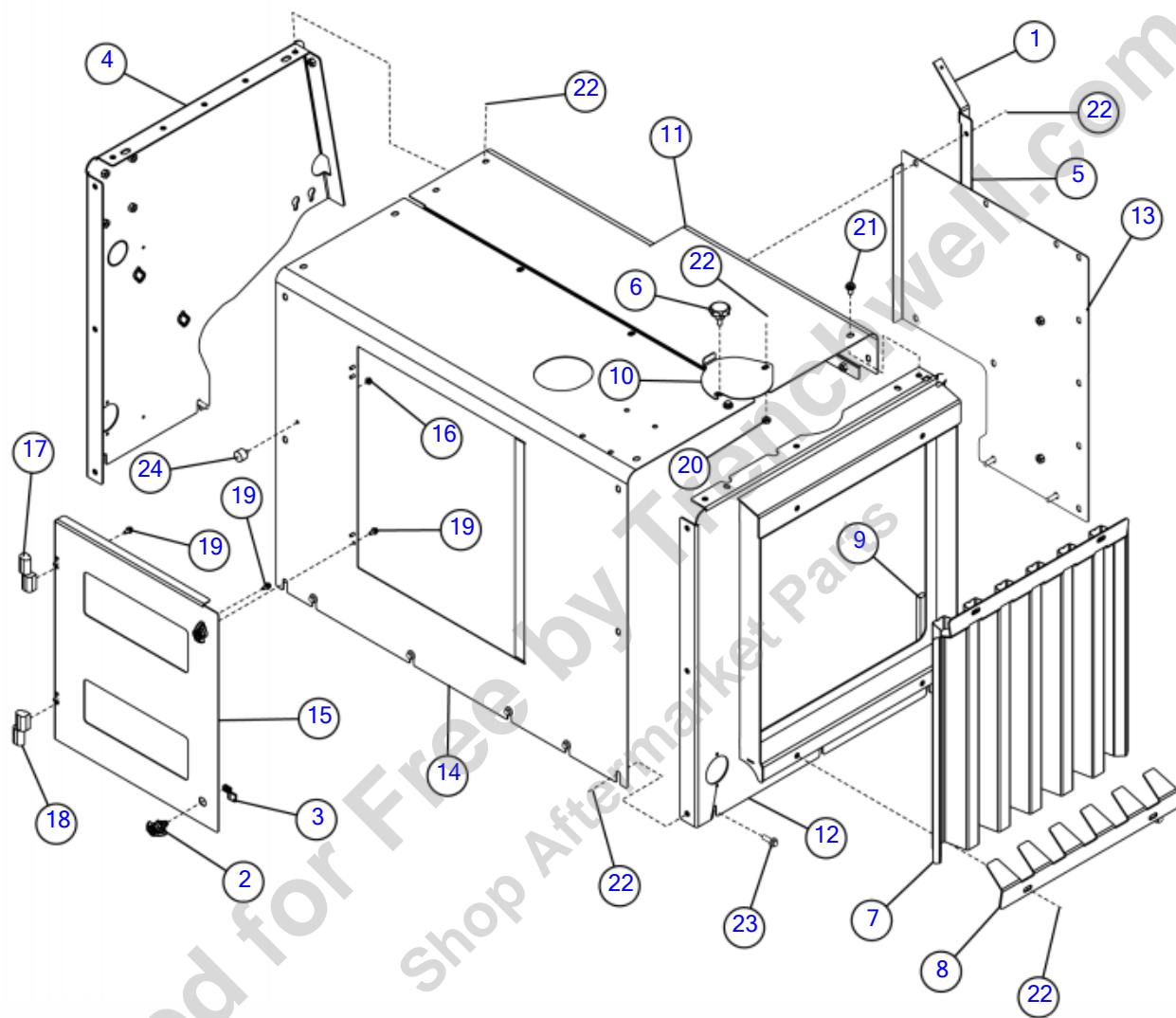


Illustration No: 163700028- Not For Ordering

Engine Enclosure - Cummins (SN 29155 -)

Fig 07-06R02

REF NO.	PART NO.	DESCRIPTION	QTY.	REMARKS
1	115246001	KNIFE GAUGE - 11 GA	1	
2	163642892	CAM-LATCH LOCKABLE WING KNOB	2	
3	163642893	CAM - 4 MM GRIP	2	
4	163672022	WELDMENT - ENGINE ENCLOSURE, RIGHT	1	
5	163672349	MOUNT-KNIFE GAUGE	1	
6	163674756	KNOB - 7POINT - M10X20	1	
7	163677308	SCREEN - SUCTION FAN	1	
8	163677309	PLATE - HOLDER SCREEN CLAMP	2	
9	163677893	FOAM 1/2 X 3/4 BULK ROLL	1	
10	163698140	DOOR - RAD ACCESS	1	
11	163700025	WELDMENT - ENGINE ENCLOSURE, REAR	1	
12	163700030	WELDMENT - ENGINE ENCLOSURE, LEFT	1	
13	163709870	WELDMENT REAR ACCESS PANEL	1	
14	163713087	WELDMENT - ENGINE ENCLOSURE FRONT	1	
15	163777120	ASSY - ENCLOSURE DOOR BONDED	1	
16	1809005	NUT-SMFLGTL-.25-20-G-CZ	1	
17	224781001	HINGE NYLON LIFT OFF 1/4" THD	1	
18	224782001	HINGE NYLON LIFT OFF 1/4in THD	1	
19	296300751	SCREW HFS .25-20X.50 GR8	8	
20	506042010	NUT-HEX,JAM,M10 -1.50,D439	1	
21	507612016	SCREW-HFS,M10-1.50X16,10.9,ANSI,B18.2.3.9M,FT	2	
22	507612020	SCREW-HFS,M10-1.50X20,10.9,ANSI,B18.2.3.9M,FT	27	
23	507612030	SCREW-HFS,M10-1.50X30,10.9,ANSI,B18.2.3.9M,FT	11	
24	93769001	MOUNT-SANDWICH SINGLE STUD	1	

Engine Enclosure - Deutz (SN 19200-25451)

Fig 07-07

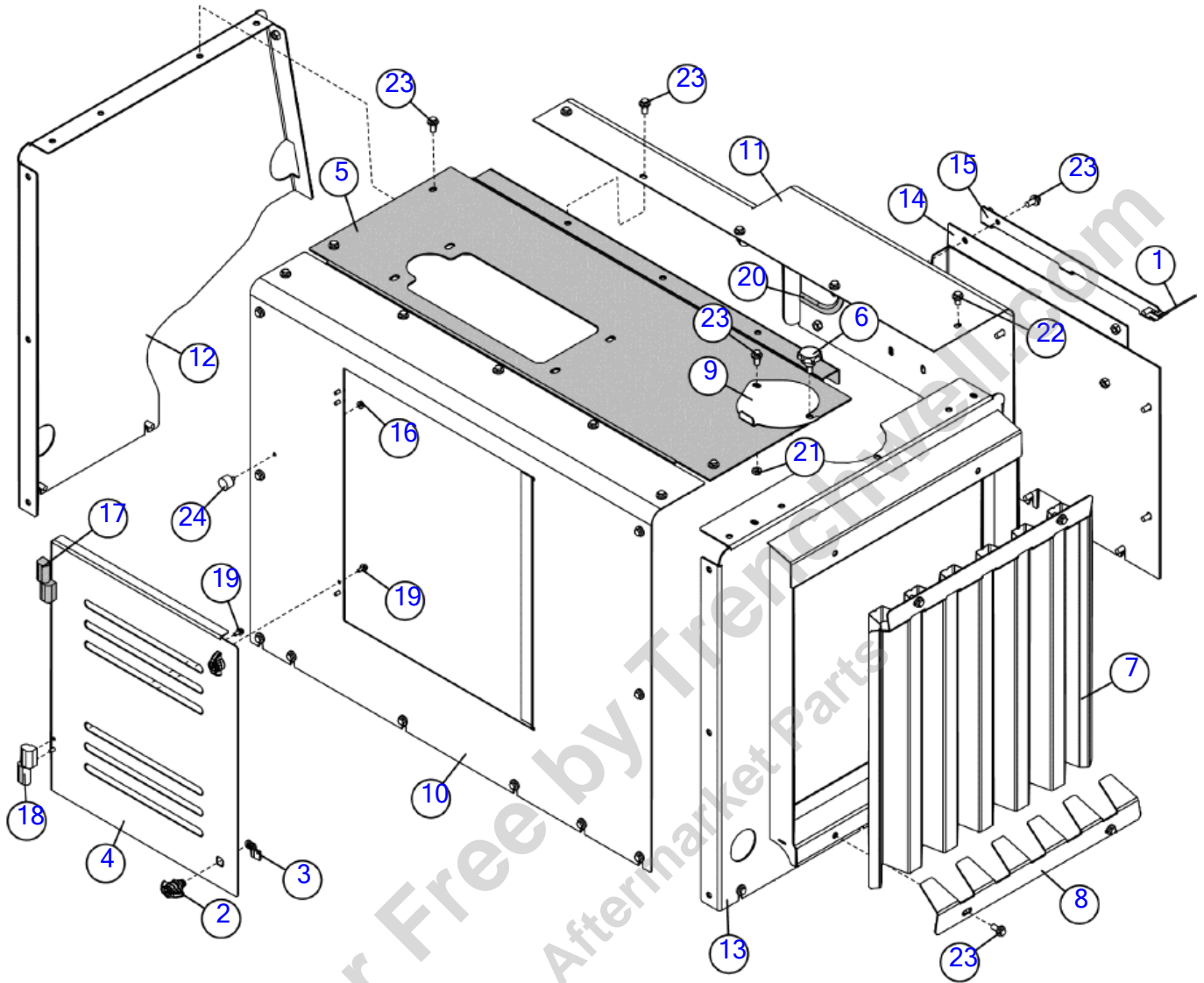


Illustration No: 180023262- Not For Ordering

Engine Enclosure - Deutz (SN 19200-25451)

Fig 07-07

REF NO.	PART NO.	DESCRIPTION	QTY.	REMARKS
1	115246001	KNIFE GAUGE - 11 GA	1	
2	163642892	CAM-LATCH LOCKABLE WING KNOB	2	
3	163642893	CAM - 4 MM GRIP	2	
4	163672032	DOOR - ENGINE ENCLOSURE	1	
5	163674755	WELDMENT - TOP D O C MOUNT T4F	1	
6	163674756	KNOB - 7POINT - M10X20	1	
7	163677308	SCREEN - SUCTION FAN	1	
8	163677309	PLATE - HOLDER SCREEN CLAMP	2	
9	163698140	DOOR - RAD ACCESS	1	
10	180023233	PLATE - ENGINE ENCLOSURE, FRONT	1	
11	180023236	WELDMENT - ENGINE ENCLOSURE, REAR	1	
12	180023243	WELDMENT - ENGINE ENCLOSURE - RIGHT	1	
13	180023264	WELDMENT - RADIATOR SCREEN	1	
14	180023274	WELDMENT - ENCLOSURE REAR PANEL	1	
15	180023379	MOUNT - KNIFE GAUGE	1	
16	1809005	NUT-1/4 SM FLGE T.L.	1	
17	224781001	HINGE NYLON LIFT OFF 1/4" THD	1	
18	224782001	HINGE NYLON LIFT OFF 1/4in THD	1	
19	296300751	SCREW HFS .25-20X50GR8-YZ	8	
20	4225001	SD-1250 FLEX STL. CORE	1	
21	506042010	NUT-HEX,JAM,M10 -1.50,YZ,D439	1	
22	507612016	SCREW-HFS,M10-1.50X16,10.9,YZ,ANSI,B18.2.3.9M,FT	1	
23	507612020	SCREW-HFS,M10-1.50X20,10.9,YZ,ANSI,B18.2.3.9M,FT	42	
24	93769001	MOUNT-SANDWICH SINGLE STUD	1	

Engine Enclosure - Deutz (SN 25452-28868)

Fig 07-07R01

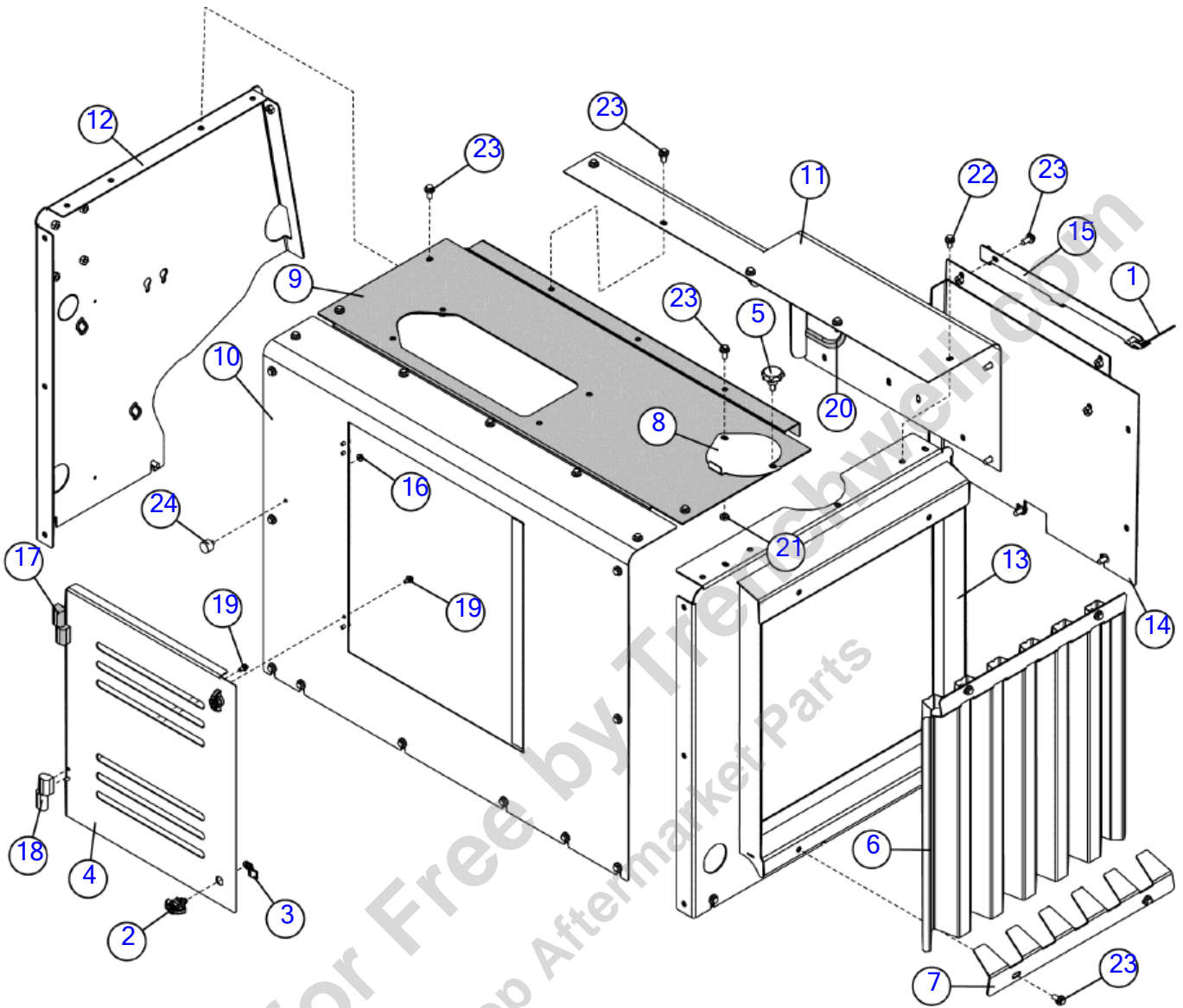


Illustration No: 180023262- Not For Ordering

Engine Enclosure - Deutz (SN 25452-28868)

Fig 07-07R01

REF NO.	PART NO.	DESCRIPTION	QTY.	REMARKS
1	115246001	KNIFE GAUGE - 11 GA	1	
2	163642892	CAM-LATCH LOCKABLE WING KNOB	2	
3	163642893	CAM - 4 MM GRIP	2	
4	163672032	DOOR - ENGINE ENCLOSURE	1	
5	163674756	KNOB - 7POINT - M10X20	1	
6	163677308	SCREEN - SUCTION FAN	1	
7	163677309	PLATE - HOLDER SCREEN CLAMP	2	
8	163698140	DOOR - RAD ACCESS	1	
9	163749515	WELDMENT - ENGINE ENCLOSURE TOP	1	
10	180023233	PLATE - ENGINE ENCLOSURE, FRONT	1	
11	180023236	WELDMENT - ENGINE ENCLOSURE, REAR	1	
12	180023243	WELDMENT - ENGINE ENCLOSURE - RIGHT	1	
13	180023264	WELDMENT - RADIATOR SCREEN	1	
14	180023274	WELDMENT - ENCLOSURE REAR PANEL	1	
15	180023379	MOUNT - KNIFE GAUGE	1	
16	1809005	NUT-SMFLGTL-.25-20-G-CZ	1	
17	224781001	HINGE NYLON LIFT OFF 1/4" THD	1	
18	224782001	HINGE NYLON LIFT OFF 1/4in THD	1	
19	296300751	SCREW HFS .25-20X.50 GR8-YZ	8	
20	4225001	SD-1250 FLEX STL. CORE	1	
21	506042010	NUT-HEX,JAM,M10 -1.50,YZ,D439	1	
22	507612016	SCREW-HFS,M10-1.50X16,10.9,YZ,ANSI,B18.2.3.9M,FT	1	
23	507612020	SCREW-HFS,M10-1.50X20,10.9,YZ,ANSI,B18.2.3.9M,FT	42	
24	93769001	MOUNT-SANDWICH SINGLE STUD	1	

Engine Enclosure - Deutz (SN 28869-)

Fig 07-07R02

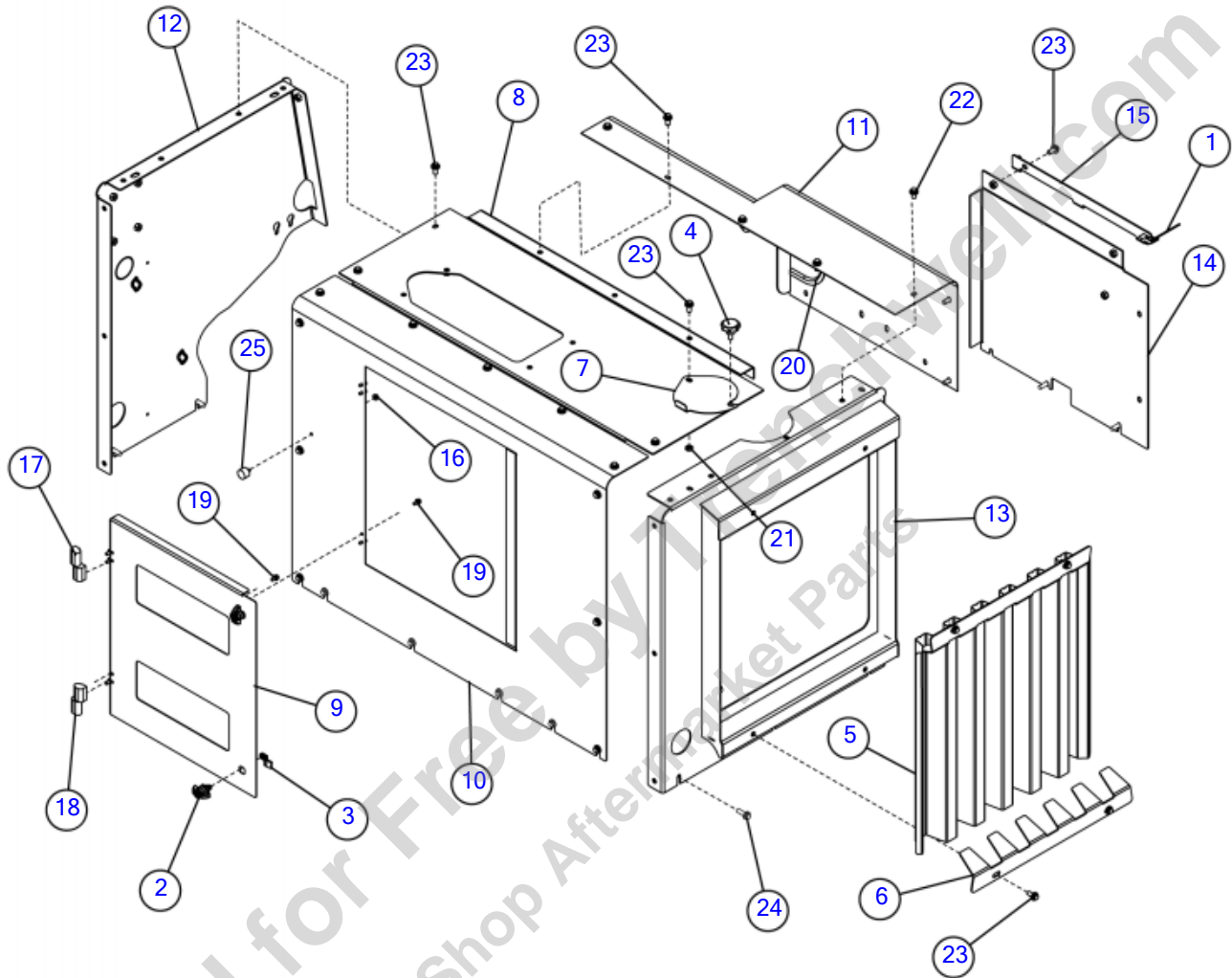


Illustration No: 180023262- Not For Ordering

Engine Enclosure - Deutz (SN 28869-)

Fig 07-07R02

REF NO.	PART NO.	DESCRIPTION	QTY.	REMARKS
1	115246001	KNIFE GAUGE - 11 GA	1	
2	163642892	CAM-LATCH LOCKABLE WING KNOB	2	
3	163642893	CAM - 4 MM GRIP	2	
4	163674756	KNOB - 7POINT - M10X20	1	
5	163677308	SCREEN - SUCTION FAN	1	
6	163677309	PLATE - HOLDER SCREEN CLAMP	2	
7	163698140	DOOR - RAD ACCESS	1	
8	163749515	WELDMENT - ENGINE ENCLOSURE TOP	1	
9	163777120	ASSY - ENCLOSURE DOOR BONDED	1	
10	180023233	PLATE - ENGINE ENCLOSURE, FRONT	1	
11	180023236	WELDMENT - ENGINE ENCLOSURE, REAR	1	
12	180023243	WELDMENT - ENGINE ENCLOSURE - RIGHT	1	
13	180023264	WELDMENT - RADIATOR SCREEN	1	
14	180023274	WELDMENT - ENCLOSURE REAR PANEL	1	
15	180023379	MOUNT - KNIFE GAUGE	1	
16	1809005	NUT-SMFLGTL-.25-20-G-CZ	1	
17	224781001	HINGE NYLON LIFT OFF 1/4" THD	1	
18	224782001	HINGE NYLON LIFT OFF 1/4in THD	1	
19	296300751	SCREW HFS .25-20X.50 GR8	8	
20	4225001	SD-1250 FLEX STL. CORE	1	
21	506042010	NUT-HEX,JAM,M10 -1.50,D439	1	
22	507612016	SCREW-HFS,M10-1.50X16,10.9,ANSI,B18.2.3.9M,FT	1	
23	507612020	SCREW-HFS,M10-1.50X20,10.9,ANSI,B18.2.3.9M,FT	30	
24	507612030	SCREW-HFS,M10-1.50X30,10.9,ANSI,B18.2.3.9M,FT	12	
25	93769001	MOUNT-SANDWICH SINGLE STUD	1	

Engine Enclosure Frame - Deutz Euro

Fig 07-08

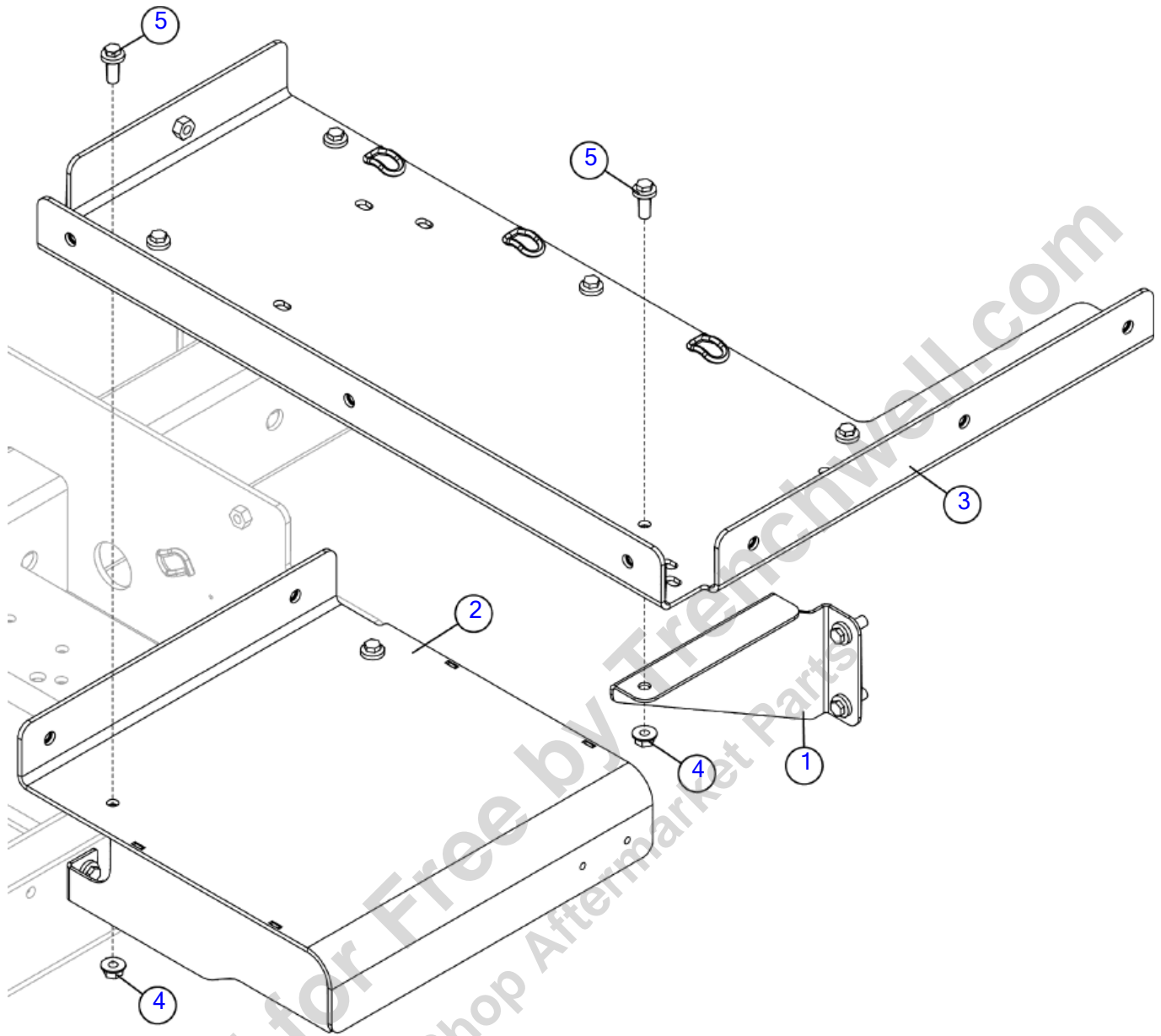


Illustration No: 163674936- Not For Ordering


Engine Enclosure Frame - Deutz Euro

Fig 07-08

REF NO.	PART NO.	DESCRIPTION	QTY.	REMARKS
1	163672240	BRACE - ENGINE ENCLOSURE SUB FRAME	2	
2	163672380	EURO STEP & GUARD	1	
3	180023285	WELDMENT - ENGINE ENCLOSURE FRAME, SUB BASE PLATE	1	
4	507085010	NUT-HEXFLNG LOCK, M10-1.50,10.9,YZ,D6927	11	
5	507612025	SCREW-HFS,M10-1.50X25,10.9,YZ,ANSI,B18.2.3.9M,FT	13	

Provided for Free by Trenchwell.com
Shop Aftermarket Parts

Gas Engine & Accessories



Provided for Free by TroyChowell.com
Shop Aftermarket Parts

Gas Engine & Accessories

Engine & Mounts - Gas (SN 19200-25379)	Fig	08-01
Breakdown - Engine Gas (1 of 2) (SN 19200-25379)	Fig	08-01T01
Breakdown - Engine Gas (2 of 2) (SN 19200-25379)	Fig	08-01T02
Engine & Mounts - Gas (SN 25380-28869)	Fig	08-01R01
Breakdown - Engine Gas (1 of 2) (SN 25380-28869)	Fig	08-01T01R01
Breakdown - Engine Gas (2 of 2) (SN 25380-28869)	Fig	08-01T02R01
Engine & Mounts - Gas (SN 28870-)	Fig	08-01R02
Breakdown - Engine Gas (1 of 2) (SN 28870-)	Fig	08-01T01R02
Breakdown - Engine Gas (2 of 2) (SN 28870-)	Fig	08-01T02R02
GM3.0 Engine & Mounts (SN 19200-25379)	Fig	08-01X01
Breakdown- Engine GM (SN 19200-25379)	Fig	08-01X01T01
Breakdown- Engine GM (SN 19200-25379)	Fig	08-01X01T02
GM3.0 Engine & Mounts (SN 25380-)	Fig	08-01X01R01
Breakdown- Engine GM (SN 25380-)	Fig	08-01X01T01R01
Breakdown- Engine GM (SN 25380-)	Fig	08-01X01T02R01
Engine Accessories - Gas (SN 19200-27759)	Fig	08-02
Engine Accessories - Gas (SN 27760-27940)	Fig	08-02R01
Engine Accessories - Gas (SN 27941-28868)	Fig	08-02R02
Engine Accessories - Gas (SN 28869-29356)	Fig	08-02R03
Engine Accessories - Gas (SN 29357-)	Fig	08-02R04
GM3.0 Engine Accessories (SN 19200-25379)	Fig	08-02X01
GM3.0 Engine Accessories (SN 25380-)	Fig	08-02X01R01
Air Cleaner - Gas	Fig	08-03
Cooling Package - Gas	Fig	08-04
Hoses- Fuel Gas (SN 19200-21721)	Fig	08-05
Hoses- Fuel Gas (SN 21722-27940)	Fig	08-05R01
Hoses- Fuel Gas (SN 27941-)	Fig	08-05R02
Hoses- Propane Fuel Gas (SN 19200-25379)	Fig	08-05X01
Hoses- Propane Fuel Gas (SN 25380-)	Fig	08-05X01R01
GM Propane Accessories (SN 19200-25379)	Fig	08-05X02
GM Propane Accessories (SN 25380-)	Fig	08-05X02R01

Provided for Free by Trenchwell.C
Shop Aftermarket Parts

Engine & Mounts - Gas (SN 19200-25379)

Fig 08-01

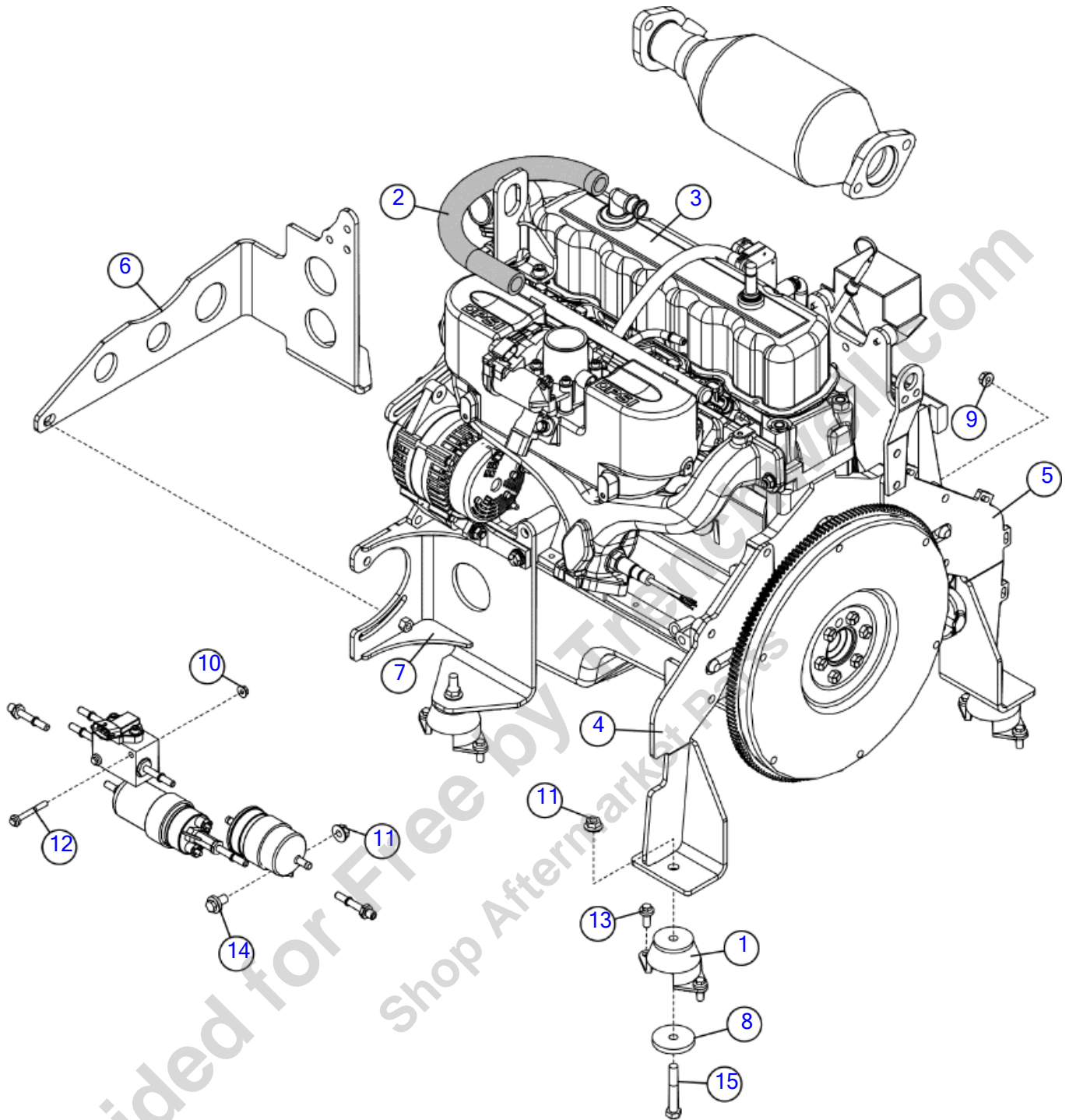


Illustration No. 163697322- Not For Ordering

Engine & Mounts - Gas (SN 19200-25379)

Fig 08-01

REF NO.	PART NO.	DESCRIPTION	QTY.	REMARKS
1	153890001	MOUNT - ENGINE	4	
2	163674732	HOSE - BULK 3/4 ID HEATER HOSE	1	
3	180030142	ENGINE-PSI 3.0L 89HP	1	Breakdown Fig. 8-1T01 & 8-1T02
3	(163697199)	ENGINE - GM 3.0L OPU GAS	1	Breakdown Fig. 8-1T01 & 8-1T02
4	163709664	WELDMENT - ENGINE MOUNT LH	1	
5	180023204	WELDMENT - ENGINE MOUNT RH	1	
6	180023205	MOUNT - FRONT RH	1	
7	180023308	WELDMENT - HYDRAULIC PUMP BRACKET	1	
8	18150001	SLUG-2 DIA.-1/4"	4	
9	506989008	NUT-HEXFLG-M8-1.25-10-YZ-ISO4161	1	
10	507085006	NUT-HEXFLNG LOCK,M6-1.00,10.9,YZ,D6927	2	
11	507085010	NUT-HEXFLNG LOCK, M10-1.50,10.9,YZ,D6927	6	
12	507610050	SCREW-HFS,M6-1.00X50, 10.9, YZ	2	
13	507611020	SCREW-HFS,M8-1.25X20,10.9,YZ,D6921,FT	8	
14	507612016	SCREW-HFS,M10-1.50X16,10.9,YZ,ANSI,B18.2.3.9M,FT	2	
15	508476065	SCREW-HCS,M10-1.50X65,10.9,YZ,ISO4014,PT	4	

Engine & Mounts - Gas (SN 25380-28869)

Fig 08-01R01

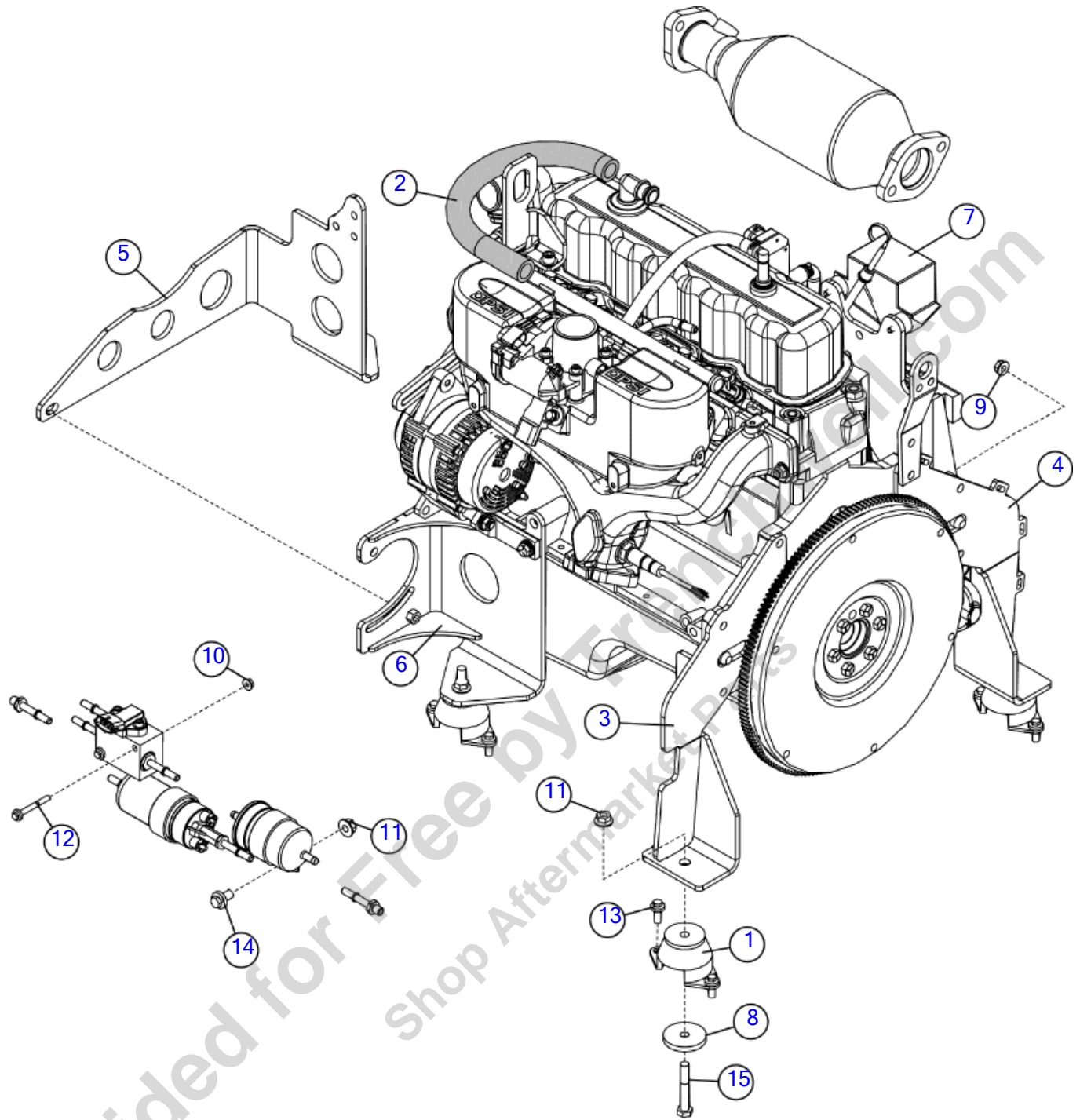


Illustration No. 163697322- Not For Ordering

Engine & Mounts - Gas (SN 25380-28869)

Fig 08-01R01

REF NO.	PART NO.	DESCRIPTION	QTY.	REMARKS
1	153890001	MOUNT - ENGINE	4	
2	163674732	HOSE - BULK 3/4 ID HEATER HOSE	1	
3	163709664	WELDMENT - ENGINE MOUNT LH	1	
4	180023204	WELDMENT - ENGINE MOUNT RH	1	
5	180023205	MOUNT - FRONT RH	1	
6	180023308	WELDMENT - HYDRAULIC PUMP BRACKET	1	
7	180030142	ENGINE-PSI 3.0L 89HP	1	Breakdown Fig. 8-1T01R01 & 8-1T02R01
8	18150001	SLUG-2 DIA.-1/4"	4	
9	506989008	NUT-HEXFLG-M8-1.25-10-YZ-ISO4161	1	
10	507085006	NUT-HEXFLNG LOCK,M6-1.00,10.9,YZ,D6927	2	
11	507085010	NUT-HEXFLNG LOCK, M10-1.50,10.9,YZ,D6927	6	
12	507610050	SCREW-HFS,M6-1.00X50, 10.9, YZ	2	
13	507611020	SCREW-HFS,M8-1.25X20,10.9,YZ,D6921,FT	8	
14	507612016	SCREW-HFS,M10-1.50X16,10.9,YZ,ANSI,B18.2.3.9M,FT	2	
15	508476065	SCREW-HCS,M10-1.50X65,10.9,YZ,ISO4014,PT	4	

Engine & Mounts - Gas (SN 28870-)

Fig 08-01R02

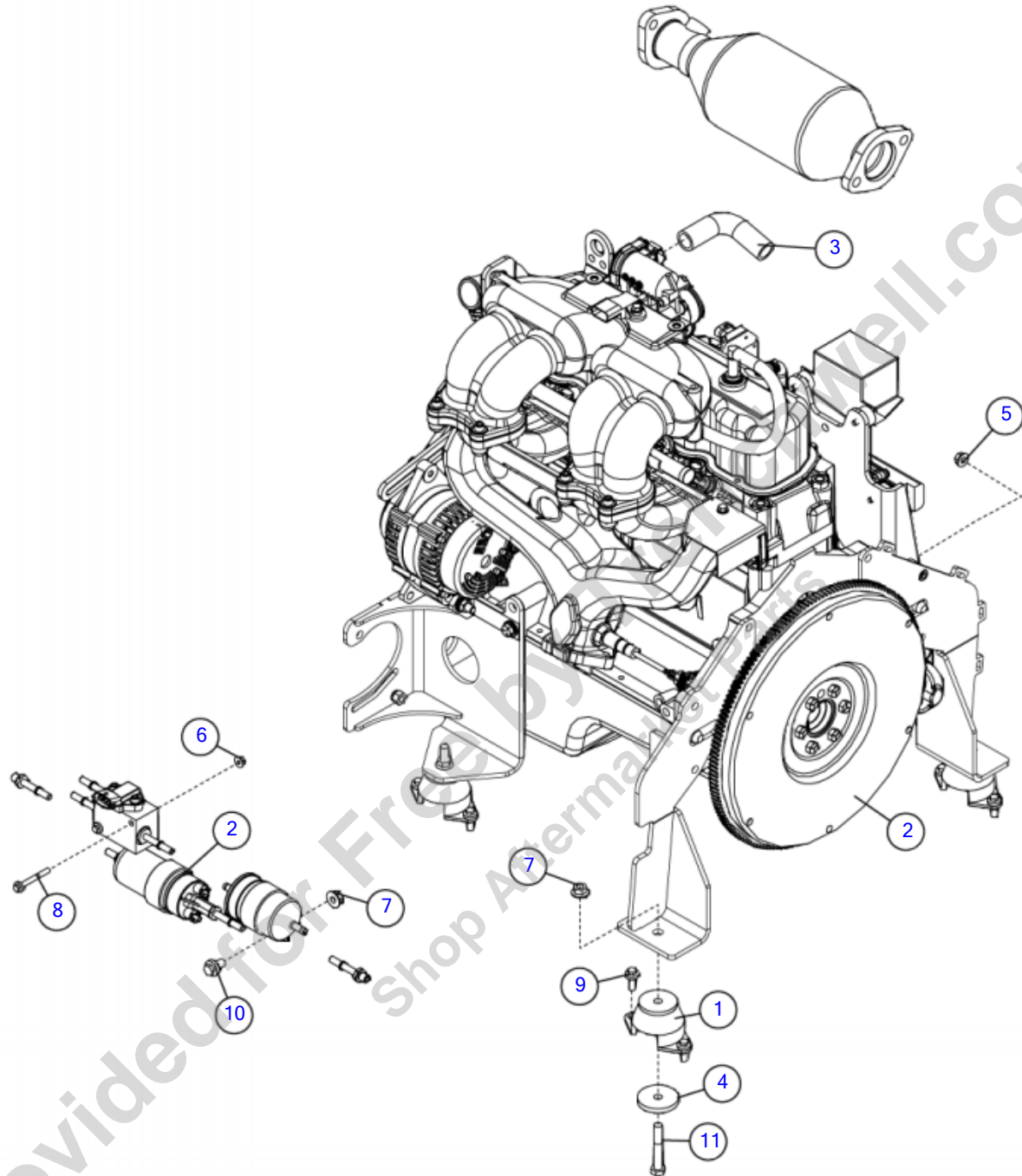


Illustration No. 163697322- Not For Ordering

Engine & Mounts - Gas (SN 28870-)

Fig 08-01R02

REF NO.	PART NO.	DESCRIPTION	QTY.	REMARKS
1	153890001	MOUNT - ENGINE	4	
2	163777119	ENGINE-PSI 3.0L - 89 HP - HIGH MANIFOLD	2	Breakdown Figs. 8-1T01R02 & 8-1T02R02
3	163777190	HOSE-MOLDED 90 DEG HEATER	1	
4	18150001	SLUG-2 DIA.-1/4"	4	
5	506989008	NUT-HEXFLG-M8-1.25-10-YZ-ISO4161	1	
6	507085006	NUT-HEXFLNG LOCK,M6-1.00,10.9,D6927	2	
7	507085010	NUT-HEXFLNG LOCK, M10-1.50,10.9,D6927	6	
8	507610050	SCREW-HFS,M6-1.00X50, 10.9,	2	
9	507611020	SCREW-HFS,M8-1.25X20,D6921,FT	8	
10	507612016	SCREW-HFS,M10-1.50X16,10.9,ANSI,B18.2.3.9M,FT	2	
11	508476065	SCREW-HCS,M10-1.50X65,10.9,YZ,ISO4014,PT	4	

Provided for Free by Trenchwell.com
Shop Aftermarket Parts

Breakdown - Engine Gas (1 of 2) (SN 19200-25379)

Fig 08-01T01

* Under warranty, this part must be ordered through your local engine service center and replaced by a certified engine technician. Any work performed by a non-certified technician may void engine warranty.

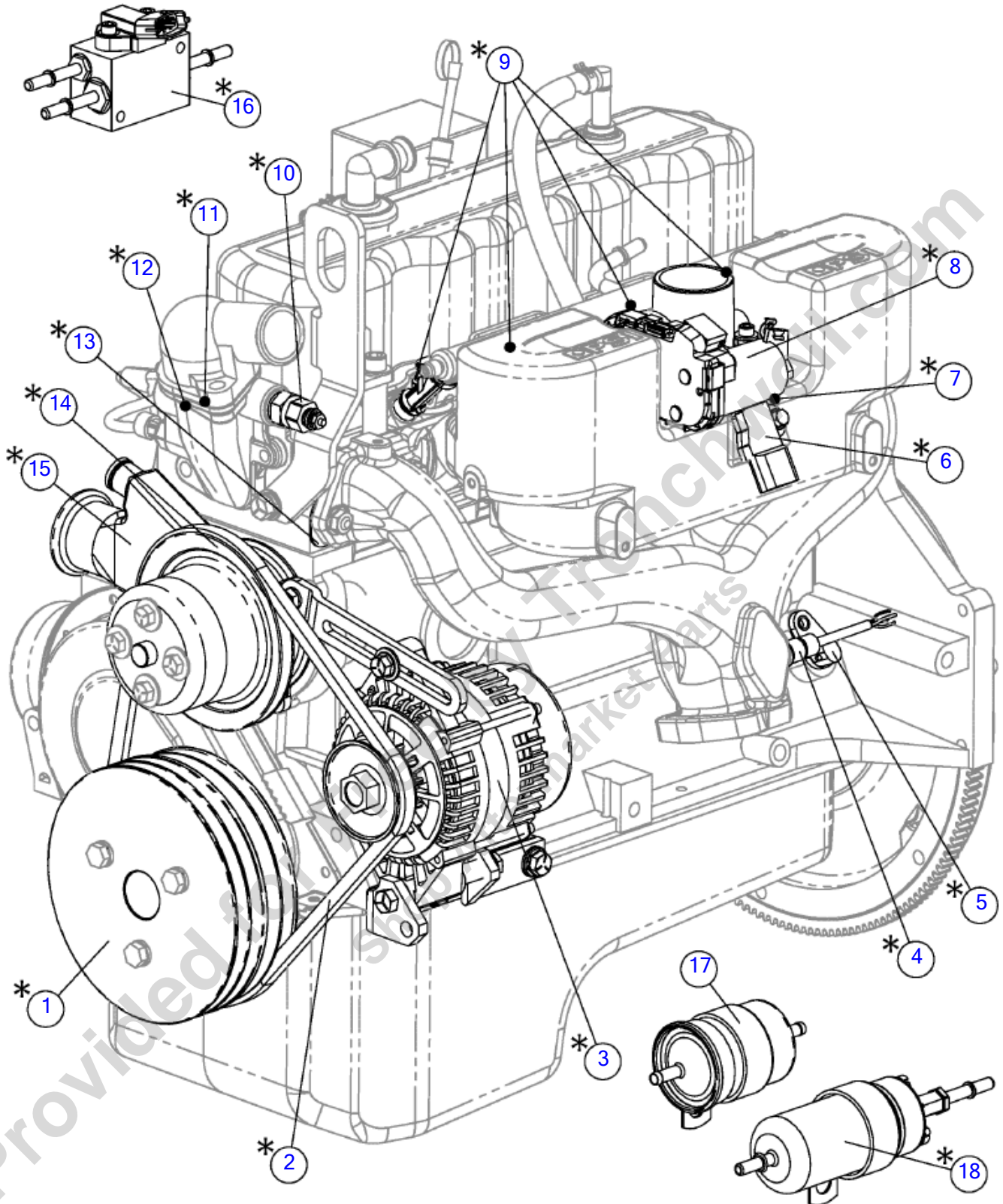


Illustration No. 163697199_BD1—Not For Ordering

Breakdown - Engine Gas (1 of 2) (SN 19200-25379)

Fig 08-01T01

REF NO.	PART NO.	DESCRIPTION	QTY.	REMARKS
1	163697227	PULLEY - DOUBLE ROW CRANK	1	Certified Technician Required.
2	163697318	FAN BELT	1	Certified Technician Required.
3	180028772	ALTERNATOR	1	Certified Technician Required.
4	180027198	O2 SENSOR	1	Certified Technician Required.
5	163755059	MAGNETIC PICK-UP	1	Certified Technician Required.
6	296474099	SENSOR-MAP	1	Certified Technician Required.
7	163755044	GASKET, THROTTLE BODY	1	Certified Technician Required. Not Shown.
8	163755043	THROTTLE BODY	1	Certified Technician Required.
9	163755045	INJECTOR	4	Fuel. Certified Technician Required. Three Not Shown - Located Behind Intake Manifold.
10	180028773	TEMP SENSOR	1	Coolant. Certified Technician Required.
11	180027204	THERMOSTAT GASKET	1	Certified Technician Required. Not Shown. Located Under Thermostat Cover.
12	180027203	THERMOSTAT	1	Certified Technician Required. Not Shown. Located Under Thermostat Cover.
13	163755061	GASKET, EXHAUST MANIFOLD	1	Certified Technician Required.
14	163755062	PULLEY, FAN	1	Certified Technician Required.
15	163755052	PUMP, WATER	1	Includes Gasket. Certified Technician Required.
16	180028224	FUEL CERT MANIFOLD	1	Certified Technician Required.
17	147082001	5/16 INLINE FUEL FILTER	1	
18	180025757	FUEL PUMP	1	Certified Technician Required.
	180030142	ENGINE-PSI 3.0L 89HP	A/R	Includes Ref. #'s 1-18.
	(163697199)	ENGINE - GM 3.0L OPU GAS	A/R	Includes Ref. #'s 1-18.

Breakdown - Engine Gas (1 of 2) (SN 25380-28869)

Fig 08-01T01R01

* Under warranty, this part must be ordered through your local engine service center and replaced by a certified engine technician. Any work performed by a non-certified technician may void engine warranty.

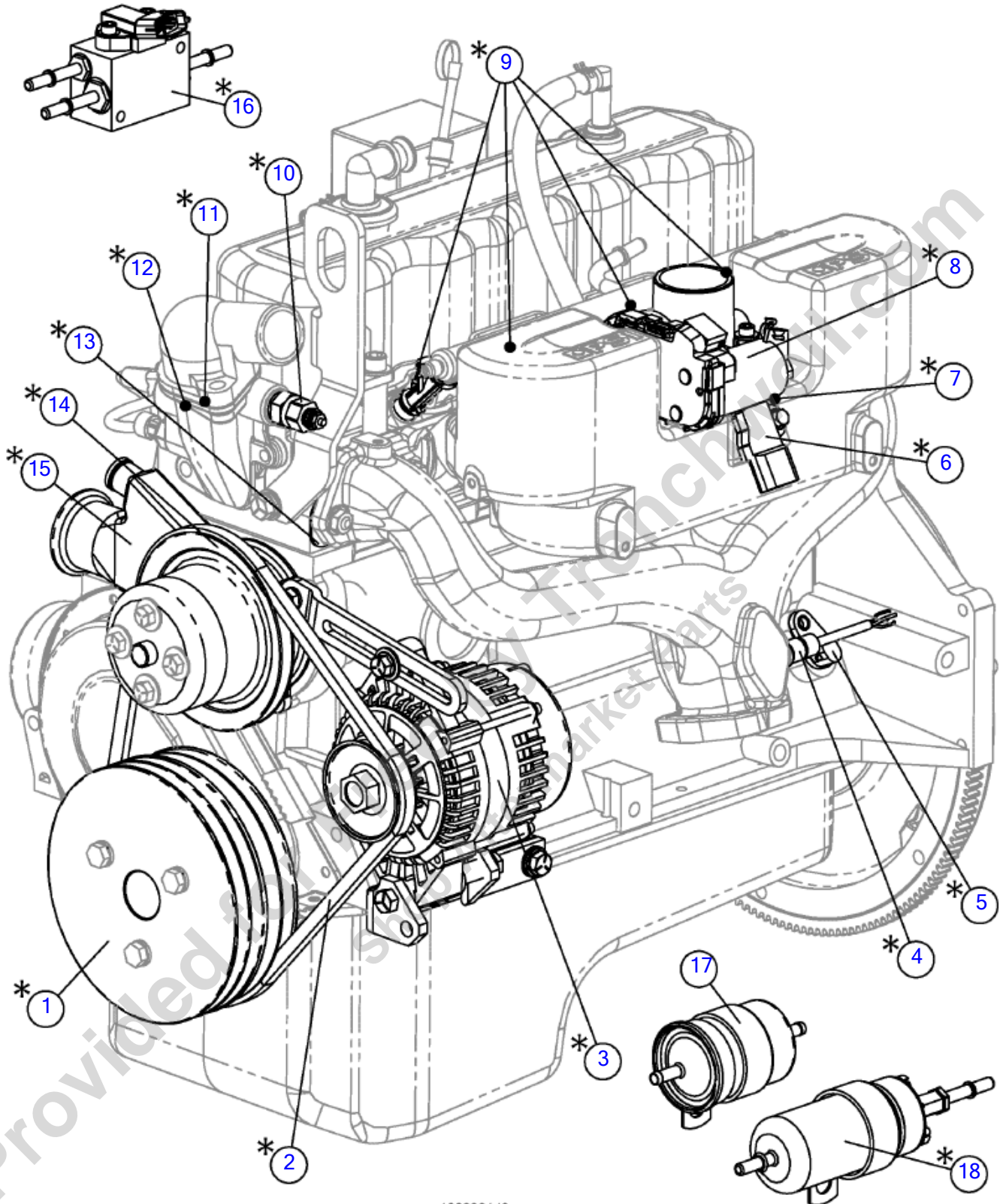


Illustration No. 180030142 _BD1-Not For Ordering

Breakdown - Engine Gas (1 of 2) (SN 25380-28869)

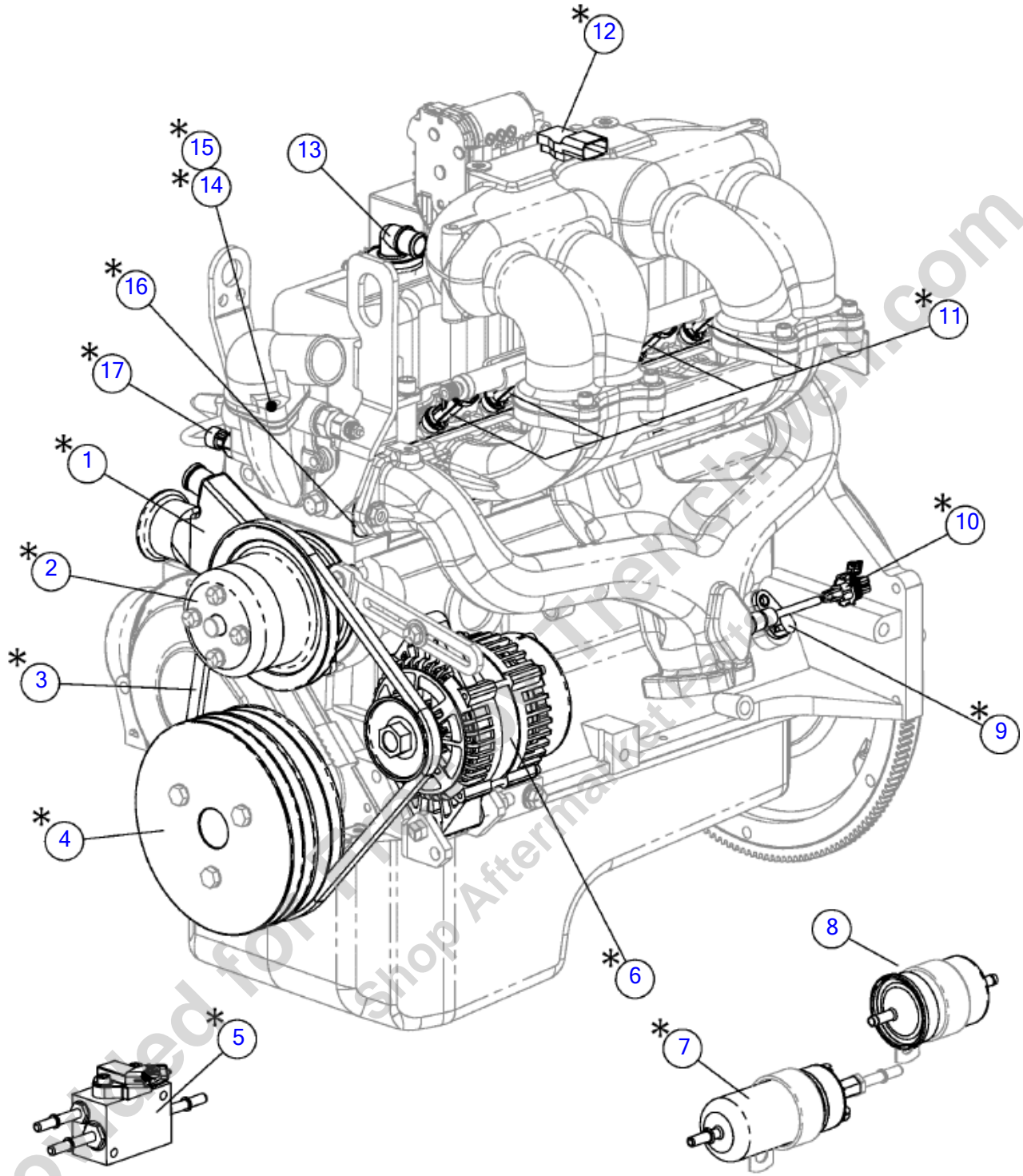
Fig 08-01T01R01

REF NO.	PART NO.	DESCRIPTION	QTY.	REMARKS
1	163697227	PULLEY - DOUBLE ROW CRANK	1	Certified Technician Required.
2	163697318	FAN BELT	1	Certified Technician Required.
3	180028772	ALTERNATOR	1	Certified Technician Required.
4	180027198	O2 SENSOR	1	Certified Technician Required.
5	163755059	MAGNETIC PICK-UP	1	Certified Technician Required.
6	296474099	SENSOR-MAP	1	Certified Technician Required.
7	163755044	GASKET, THROTTLE BODY	1	Certified Technician Required. Not Shown.
8	163755043	THROTTLE BODY	1	Certified Technician Required.
9	163755045	INJECTOR	4	Fuel. Certified Technician Required. Three Not Shown - Located Behind Intake Manifold.
10	180028773	TEMP SENSOR	1	Coolant. Certified Technician Required.
11	180027204	THERMOSTAT GASKET	1	Certified Technician Required. Not Shown. Located Under Thermostat Cover.
12	180027203	THERMOSTAT	1	Certified Technician Required. Not Shown. Located Under Thermostat Cover.
13	163755061	GASKET, EXHAUST MANIFOLD	1	Certified Technician Required.
14	163755062	PULLEY, FAN	1	Certified Technician Required.
15	163755052	PUMP, WATER	1	Includes Gasket. Certified Technician Required.
16	180028224	FUEL CERT MANIFOLD	1	Certified Technician Required.
17	147082001	5/16 INLINE FUEL FILTER	1	
18	180025757	FUEL PUMP	1	Certified Technician Required.
	180030142	ENGINE-PSI 3.0L 89HP	A/R	Includes Ref. #'s 1-18.

Breakdown - Engine Gas (1 of 2) (SN 28870-)

Fig 08-01T01R02

* Under warranty, this part must be ordered through your local engine service center and replaced by a certified engine technician. Any work performed by a non-certified technician may void engine warranty.



Breakdown - Engine Gas (1 of 2) (SN 28870-)

Fig 08-01T01R02

REF NO.	PART NO.	DESCRIPTION	QTY.	REMARKS
1	163755052	PUMP, WATER	1	Certified Technician Required.
2	163755062	PULLEY, FAN	1	Certified Technician Required.
3	163697318	FAN BELT	1	Certified Technician Required.
4	163697227	PULLEY - DOUBLE ROW CRANK	1	Certified Technician Required.
5	180028224	FUEL CERT MANIFOLD	1	Certified Technician Required.
6	180028772	ALTERNATOR	1	Certified Technician Required.
7	180025757	FUEL PUMP	1	Certified Technician Required.
8	147082001	5/16 INLINE FUEL FILTER	1	
9	163755059	MAGNETIC PICK-UP	1	Certified Technician Required.
10	180027198	O2 SENSOR	1	Certified Technician Required.
11	163755045	INJECTOR	4	Fuel. Certified Technician Required.
12	296474099	SENSOR-MAP	1	Certified Technician Required.
13	180027201	OIL FILL CAP	1	
14	180027203	THERMOSTAT	1	Not Shown. Certified Technician Required.
15	180027204	THERMOSTAT GASKET	1	Not Shown. Certified Technician Required.
16	163755061	GASKET, EXHAUST MANIFOLD	1	Certified Technician Required.
17	180027205	TEMP SENSOR	1	Coolant. Certified Technician Required.
	163777119	ENGINE-PSI 3.0L - 89 HP - HIGH MANIFOLD	A/R	Includes Refs. 1-17.

Provided for Free by Trenchworks.com
Shop Aftermarket Parts

Breakdown - Engine Gas (2 of 2) (SN 19200-25379)

Fig 08-01T02

* Under warranty, this part must be ordered through your local engine service center and replaced by a certified engine technician. Any work performed by a non-certified technician may void engine warranty.

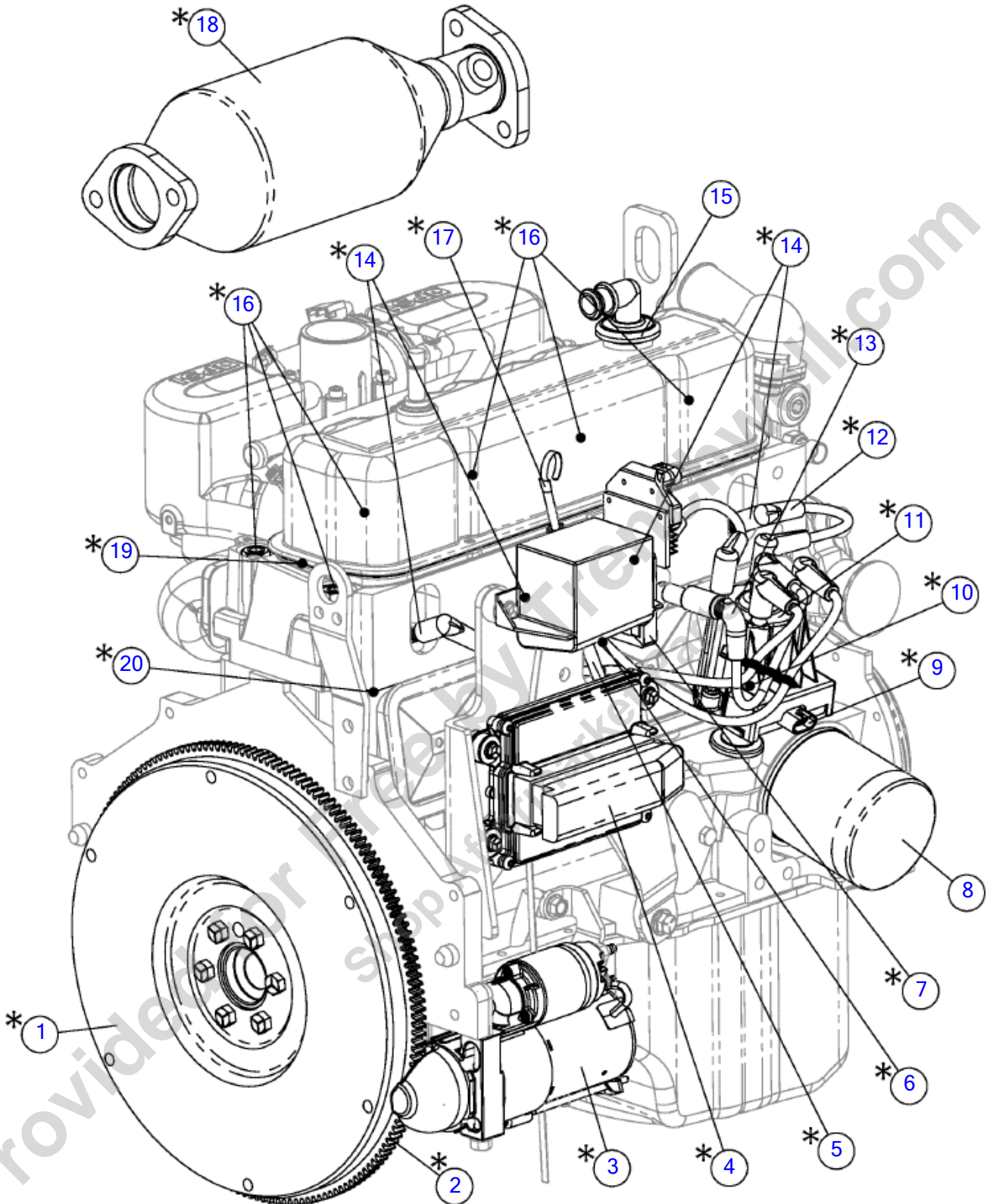


Illustration No. 163697199_BD2-Not For Ordering

Breakdown - Engine Gas (2 of 2) (SN 19200-25379)

Fig 08-01T02

REF NO.	PART NO.	DESCRIPTION	QTY.	REMARKS
1	180027202	FLYWHEEL	1	Certified Technician Required.
2	163755058	RING GEAR	1	Certified Technician Required.
3	180027200	STARTER	1	Certified Technician Required.
3	(163755057)	STARTER	1	Certified Technician Required.
4	163755063	ECU	1	Certified Technician Required.
5	163755056	TUBE, DIPSTICK	1	Located Behind Ignition Coil.
6	180028774	OIL PRESSURE SENSOR	1	Certified Technician Required. Not Shown. Located Behind Ignition Coil.
7	163755047	IGNITION COIL	1	Certified Technician Required.
8	163697316	ENGINE OIL FILTER	1	
9	163755060	TACHO-GENERATOR	1	Certified Technician Required.
10	163755054	DISTRIBUTOR ROTOR	1	Certified Technician Required. Not Shown. Located Inside Distributor Cap.
11	163755053	CAP, DISTRIBUTOR	1	Certified Technician Required.
12	163755048	IGNITION WIRE SET	1	Certified Technician Required.
13	163755046	WIRE, IGNITION COIL	1	Certified Technician Required.
14	163755055	SPARK PLUG	4	Two Not Shown. Located Behind Ignition Coil.
15	180027201	OIL FILL CAP	1	
16	163755051	BOLT, CYLINDER HEAD	6	Certified Technician Required. Four Not Shown - Located Behind Valve Cover.
17	180028775	DIPSTICK	1	
18	180025758	CAT CONVERTER	1	Certified Technician Required.
19	163755049	GASKET, VALVE COVER	1	Certified Technician Required.
20	163755050	GASKET, CYLINDER HEAD	1	Certified Technician Required. Not Shown.
	180030142	ENGINE-PSI 3.0L 89HP	A/R	Includes Refs. 1-20.
	(163697199)	ENGINE - GM 3.0L OPU GAS	A/R	Includes Refs. 1-20.

Breakdown - Engine Gas (2 of 2) (SN 25380-28869)

Fig 08-01T02R01

* Under warranty, this part must be ordered through your local engine service center and replaced by a certified engine technician. Any work performed by a non-certified technician may void engine warranty.

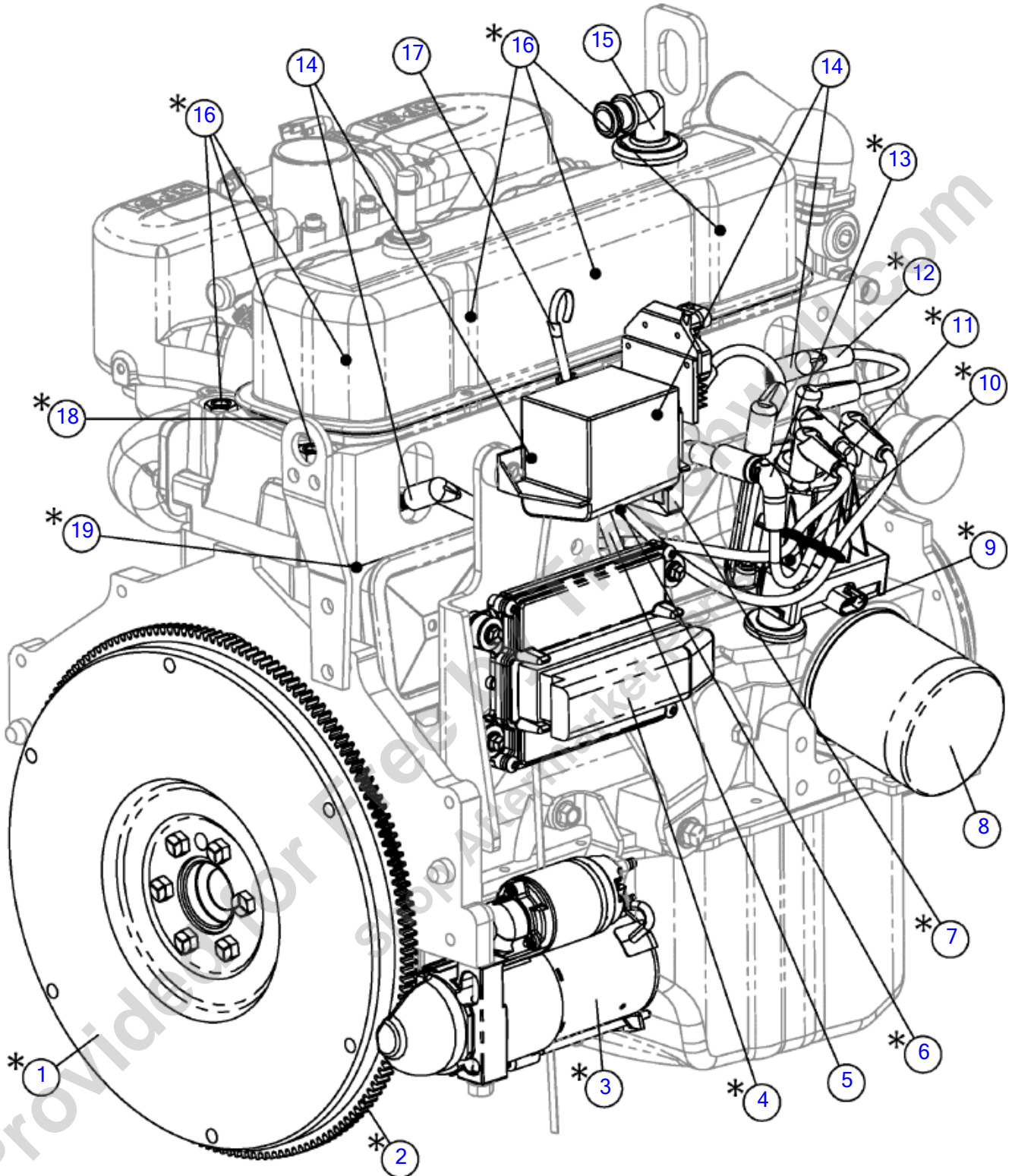


Illustration No. 180030142_BD2-Not For Ordering

Breakdown - Engine Gas (2 of 2) (SN 25380-28869)

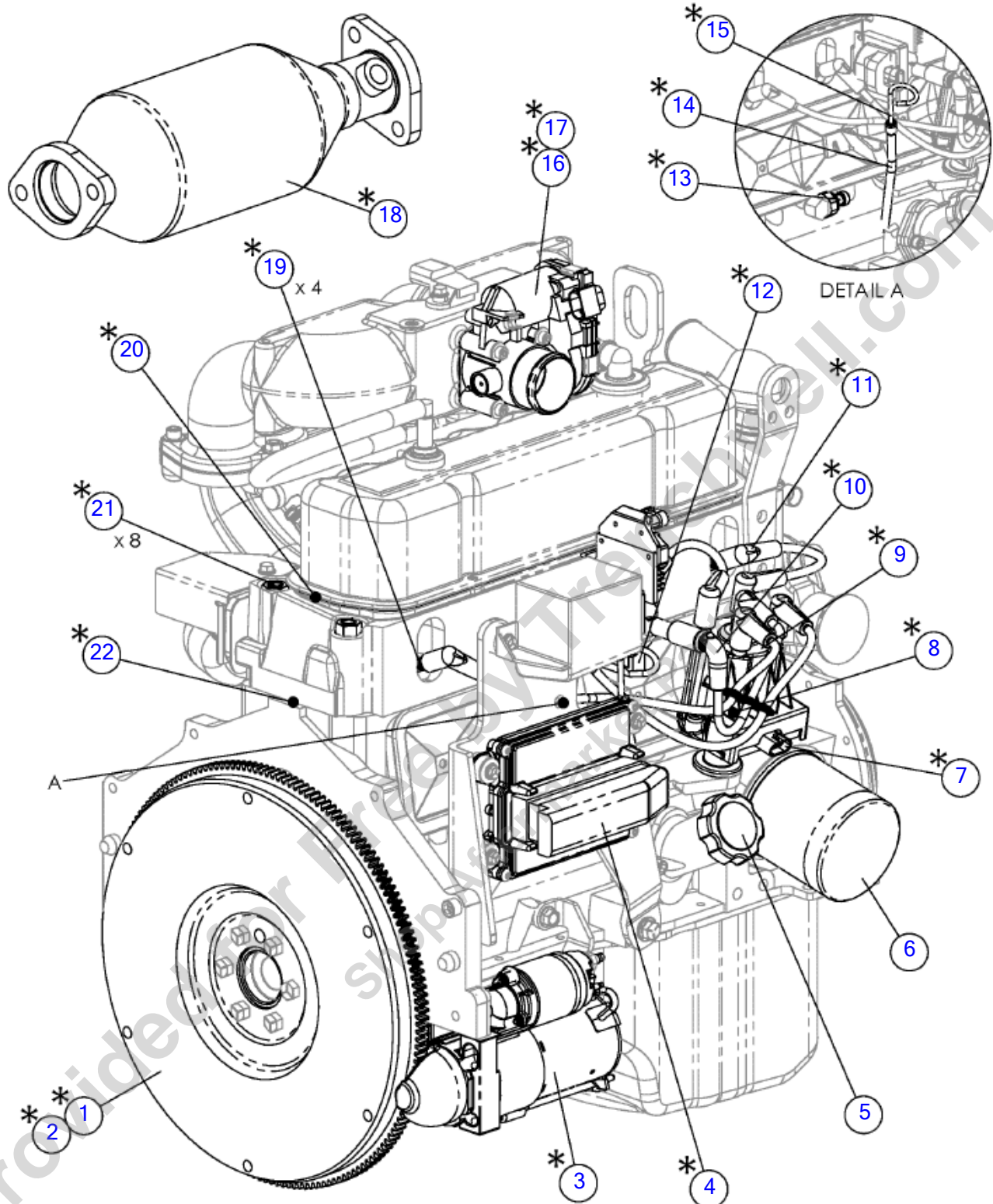
Fig 08-01T02R01

REF NO.	PART NO.	DESCRIPTION	QTY.	REMARKS
1	180027202	FLYWHEEL	1	Certified Technician Required.
2	163755058	RING GEAR	1	Certified Technician Required.
3	180027200	STARTER	1	Certified Technician Required.
3	(163755057)	STARTER	1	Certified Technician Required.
4	163755063	ECU	1	Certified Technician Required.
5	163755056	TUBE, DIPSTICK	1	Located Behind Ignition Coil.
6	180028774	OIL PRESSURE SENSOR	1	Certified Technician Required. Not Shown. Located Behind Ignition Coil.
7	163755047	IGNITION COIL	1	Certified Technician Required.
8	163697316	ENGINE OIL FILTER	1	
9	163755060	TACHO-GENERATOR	1	Certified Technician Required.
10	163755054	DISTRIBUTOR ROTOR	1	Certified Technician Required. Not Shown. Located Inside Distributor Cap.
11	163755053	CAP, DISTRIBUTOR	1	Certified Technician Required.
12	163755048	IGNITION WIRE SET	1	Certified Technician Required.
13	163755046	WIRE, IGNITION COIL	1	Certified Technician Required.
14	163755055	SPARK PLUG	4	Two Not Shown. Located Behind Ignition Coil.
15	180027201	OIL FILL CAP	1	
16	163755051	BOLT, CYLINDER HEAD	6	Certified Technician Required. Four Not Shown - Located Behind Valve Cover.
17	180028775	DIPSTICK	1	
18	163755049	GASKET, VALVE COVER	1	Certified Technician Required.
19	163755050	GASKET, CYLINDER HEAD	1	Certified Technician Required. Not Shown.
	180030142	ENGINE-PSI 3.0L 89HP	A/R	Includes Ref. #'s 1-19.

Breakdown - Engine Gas (2 of 2) (SN 28870-)

Fig 08-01T02R02

* Under warranty, this part must be ordered through your local engine service center and replaced by a certified engine technician. Any work performed by a non-certified technician may void engine warranty.



Breakdown - Engine Gas (2 of 2) (SN 28870-)

Fig 08-01T02R02

REF NO.	PART NO.	DESCRIPTION	QTY.	REMARKS
1	180027202	FLYWHEEL	1	Certified Technician Required.
2	163755058	RING GEAR	1	Not Shown. Certified Technician Required.
3	180027200	STARTER	1	Certified Technician Required.
4	163755063	ECU	1	Certified Technician Required.
5	180028771	OIL FILL CAP	1	
6	163697316	ENGINE OIL FILTER	1	
7	163755492	SENSOR, CAMSHAFT	1	Certified Technician Required.
8	163755054	DISTRIBUTOR ROTOR	1	Certified Technician Required.
9	163755053	CAP, DISTRIBUTOR	1	Certified Technician Required.
10	163755046	WIRE, IGNITION COIL	1	Certified Technician Required.
11	163755048	IGNITION WIRE SET	1	Certified Technician Required.
12	163755047	IGNITION COIL	1	Certified Technician Required.
13	180028774	OIL PRESSURE SENSOR	1	Certified Technician Required.
14	163755056	TUBE, DIPSTICK	1	
15	180028775	DIPSTICK	1	
16	163755043	THROTTLE BODY	1	Certified Technician Required.
17	163755044	GASKET, THROTTLE BODY	1	Not Shown. Certified Technician Required.
18	180025758	CAT CONVERTER	1	Certified Technician Required.
19	163755055	SPARK PLUG	4	2 Not Shown. Certified Technician Required.
20	163755049	GASKET, VALVE COVER	1	Not Shown. Certified Technician Required.
21	163755051	BOLT, CYLINDER HEAD	8	6 Not Shown. Certified Technician Required.
22	163755050	GASKET, CYLINDER HEAD	1	Not Shown. Certified Technician Required.
	163777119	ENGINE-PSI 3.0L - 89 HP - HIGH MANIFOLD	A/R	Includes Refs. 1-22.

GM3.0 Engine & Mounts (SN 19200-25379)

Fig 08-01X01

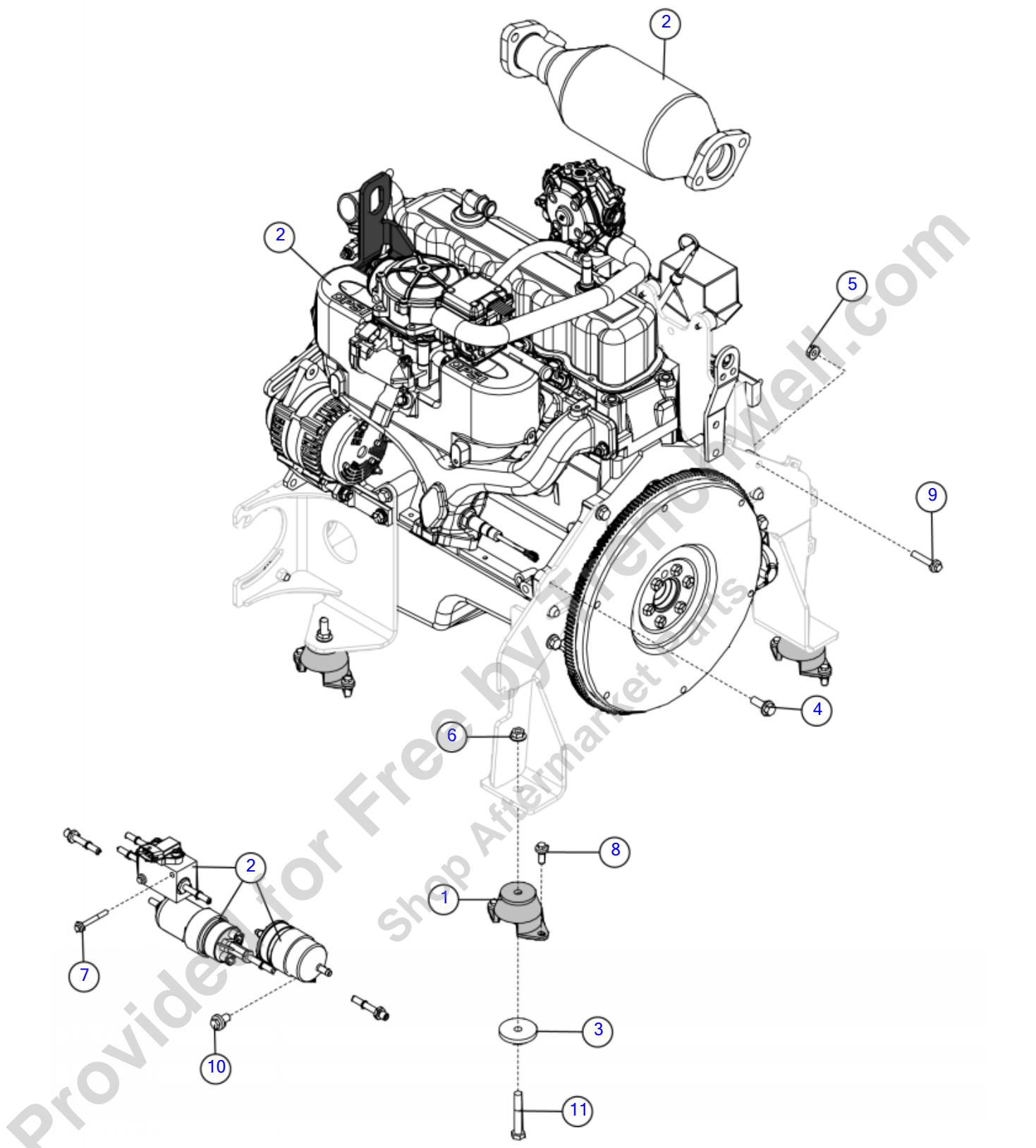


Illustration No: 163674869 - Not For Ordering

GM3.0 Engine & Mounts (SN 19200-25379)

Fig 08-01X01

REF NO.	PART NO.	DESCRIPTION	QTY.	REMARKS
1	153890001	MOUNT - ENGINE	4	
2	163674868	ENGINE - GM 3.0L OPU GAS/PROPANE	1	Breakdown Fig. 8-1X01T01 & 8-1X02T02
3	18150001	SLUG-2 DIA.-1/4"	4	
4	296300772	SCREW HFS .38-16X1.00 GR8	10	
5	506989008	NUT-HEXFLG-M8-1.25-10-YZ-ISO4161	1	
6	507085010	NUT-HEXFLNG LOCK, M10-1.50,10.9,D6927	4	
7	507610050	SCREW-HFS,M6-1.00X50, 10.9,	2	
8	507611020	SCREW-HFS,M8-1.25X20,D6921,FT	8	
9	507611040	SCREW HFS M8 1.25 X 40 10.9 YZ D6921 PT	1	
10	507612016	SCREW-HFS,M10-1.50X16,10.9,ANSI,B18.2.3.9M,FT	2	
11	508476065	SCREW-HCS,M10-1.50X65,10.9,YZ,ISO4014,PT	4	

Provided for Free by Trenchwell.com
Shop Aftermarket Parts

GM3.0 Engine & Mounts (SN 25380-)

Fig 08-01X01R01

**FIGURE REMOVED
DUE TO
NO LONGER IN
PRODUCTION**

GM3.0 Engine & Mounts (SN 25380-)

Fig 08-01X01R01

REF NO.	PART NO.	DESCRIPTION	QTY.	REMARKS
		FIGURE REMOVED	A/R	

Provided for Free by Trenchwell.com
Shop Aftermarket Parts

Breakdown- Engine GM (SN 19200-25379)

Fig 08-01X01T01

* Under warranty, this part must be ordered through your local engine service center and replaced by a certified engine technician. Any work performed by a non-certified technician may void engine warranty.

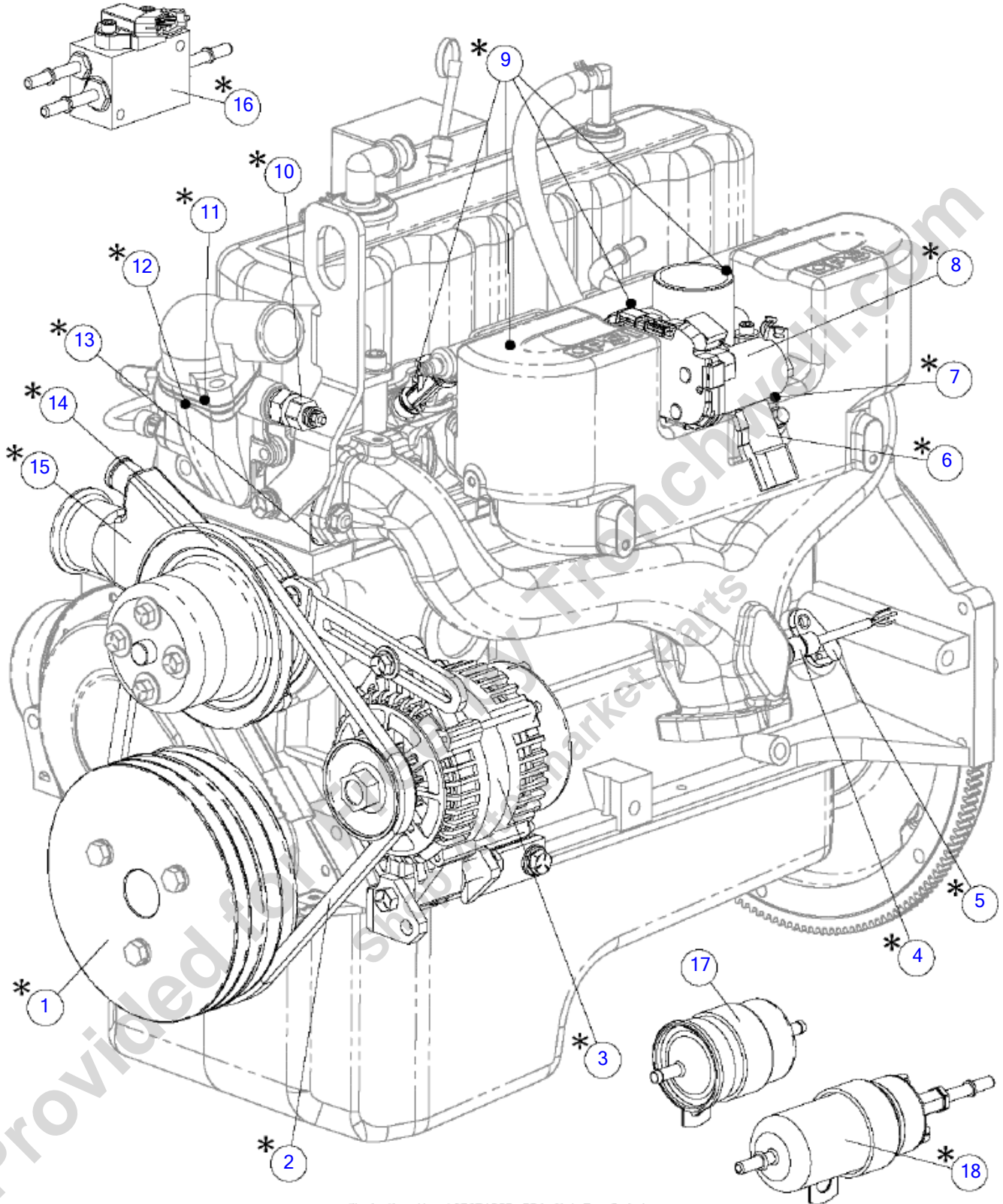


Illustration No. 163674868_BD1-Not For Ordering

Breakdown- Engine GM (SN 19200-25379)

Fig 08-01X01T01

REF NO.	PART NO.	DESCRIPTION	QTY.	REMARKS
1	163697227	PULLEY - DOUBLE ROW CRANK	1	Certified Technician Required.
2	163697318	FAN BELT	1	Certified Technician Required.
3	180028772	ALTERNATOR	1	Certified Technician Required.
4	180027198	O2 SENSOR	1	Certified Technician Required.
5	163755059	MAGNETIC PICK-UP	1	Certified Technician Required.
6	296474099	SENSOR-MAP	1	Certified Technician Required.
7	163755044	GASKET, THROTTLE BODY	1	Certified Technician Required. Not Shown.
8	163755043	THROTTLE BODY	1	Certified Technician Required.
9	163755045	INJECTOR	4	Fuel. Certified Technician Required. Three Not Shown - Located Behind Intake Manifold.
10	180028773	TEMP SENSOR	1	Coolant. Certified Technician Required.
11	180027204	THERMOSTAT GASKET	1	Certified Technician Required. Not Shown. Located Under Thermostat Cover.
12	180027203	THERMOSTAT	1	Certified Technician Required. Not Shown. Located Under Thermostat Cover.
13	163755061	GASKET, EXHAUST MANIFOLD	1	Certified Technician Required.
14	163755062	PULLEY, FAN	1	Certified Technician Required.
15	163755052	PUMP, WATER	1	Includes Gasket. Certified Technician Required.
16	180028224	FUEL CERT MANIFOLD	1	Certified Technician Required.
17	147082001	5/16 INLINE FUEL FILTER	1	
18	180025757	FUEL PUMP	1	Certified Technician Required.
	163674868	ENGINE - GM 3.0L OPU GAS/PROPANE	A/R	Includes Ref. #'s 1-18.

Breakdown- Engine GM (SN 25380-)

Fig 08-01X01T01R01

* Under warranty, this part must be ordered through your local engine service center and replaced by a certified engine technician. Any work performed by a non-certified technician may void engine warranty.

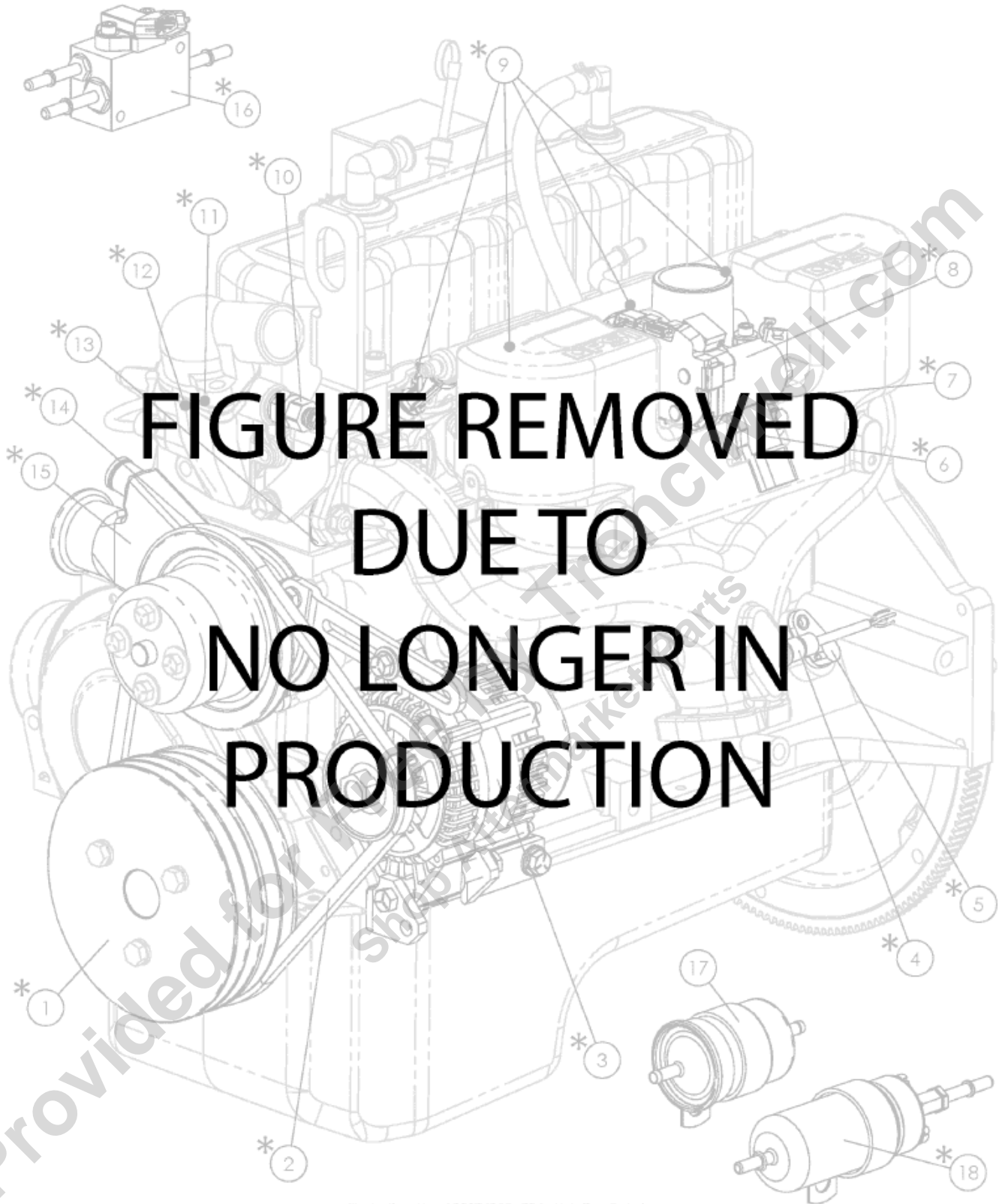


Illustration No. 163674868_BD1—Not For Ordering

Breakdown- Engine GM (SN 25380-)

Fig 08-01X01T01R01

REF NO.	PART NO.	DESCRIPTION	QTY.	REMARKS
		FIGURE REMOVED	A/R	

Provided for Free by Trenchwell.com
Shop Aftermarket Parts

Breakdown- Engine GM (SN 19200-25379)

Fig 08-01X01T02

* Under warranty, these individual parts and/or assemblies must be ordered through your local engine service center and replaced by a certified engine technician. Any work performed by a non-certified technician may void engine warranty.

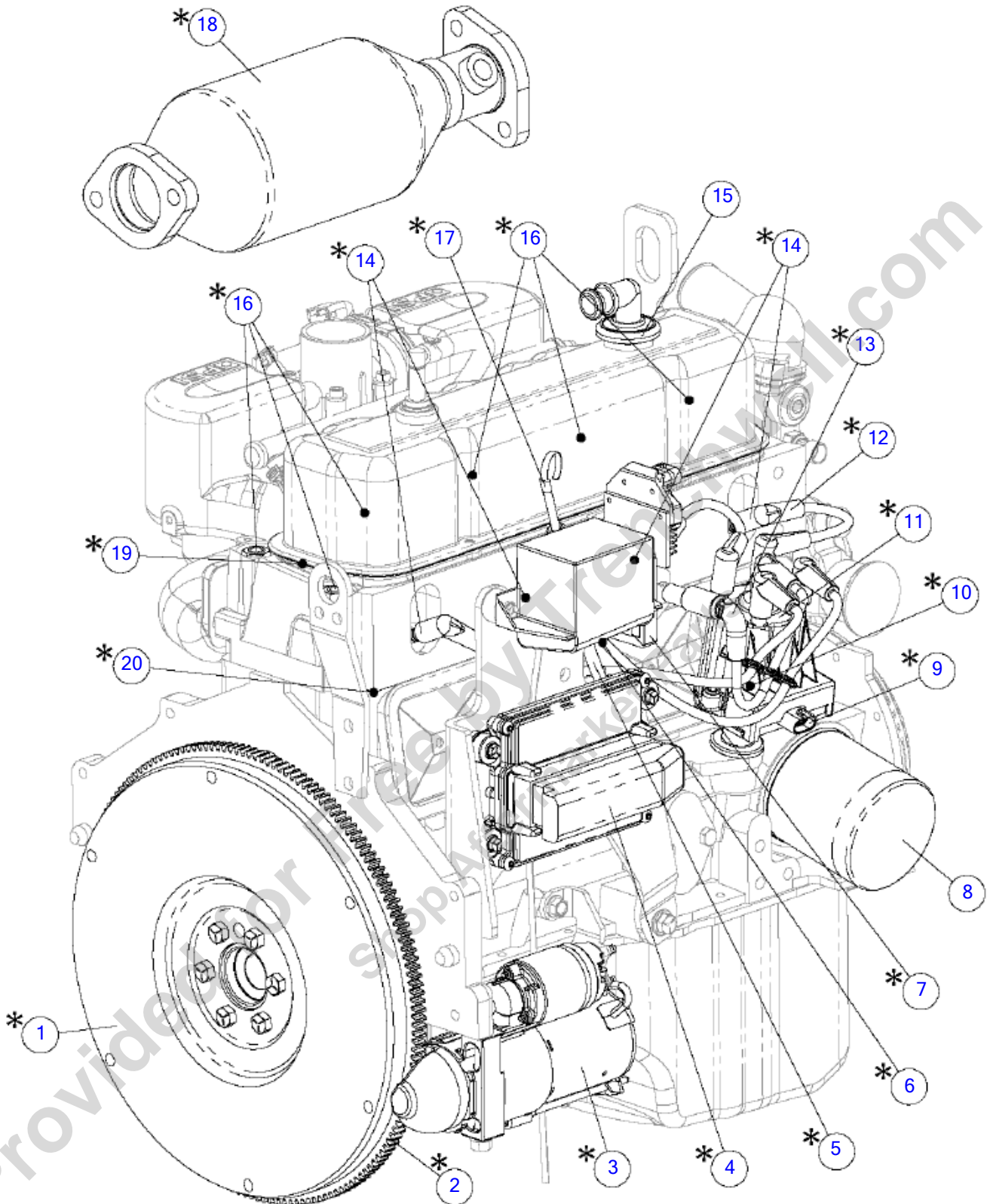


Illustration No. 163674868_BD2-Not For Ordering

Breakdown- Engine GM (SN 19200-25379)

Fig 08-01X01T02

REF NO.	PART NO.	DESCRIPTION	QTY.	REMARKS
1	180027202	FLYWHEEL	1	Certified Technician Required.
2	163755058	RING GEAR	1	Certified Technician Required.
3	180027200	STARTER	1	Certified Technician Required.
3	(163755057)	STARTER	1	Certified Technician Required.
4	163755063	ECU	1	Certified Technician Required.
5	163755056	TUBE, DIPSTICK	1	Located Behind Ignition Coil.
6	180028774	OIL PRESSURE SENSOR	1	Certified Technician Required. Not Shown. Located Behind Ignition Coil.
7	163755047	IGNITION COIL	1	Certified Technician Required.
8	163697316	ENGINE OIL FILTER	1	
9	163755060	TACHO-GENERATOR	1	Certified Technician Required.
10	163755054	DISTRIBUTOR ROTOR	1	Certified Technician Required. Not Shown. Located Inside Distributor Cap.
11	163755053	CAP, DISTRIBUTOR	1	Certified Technician Required.
12	163755048	IGNITION WIRE SET	1	Certified Technician Required.
13	163755046	WIRE, IGNITION COIL	1	Certified Technician Required.
14	163755055	SPARK PLUG	4	Two Not Shown. Located Behind Ignition Coil.
15	180027201	OIL FILL CAP	1	
16	163755051	BOLT, CYLINDER HEAD	6	Certified Technician Required. Four Not Shown - Located Behind Valve Cover.
17	180028775	DIPSTICK	1	
18	180025758	CAT CONVERTER	1	Certified Technician Required.
19	163755049	GASKET, VALVE COVER	1	Certified Technician Required. Not Shown.
20	163755050	GASKET, CYLINDER HEAD	1	Certified Technician Required. Not Shown.
	163674868	ENGINE - GM 3.0L OPU GAS/PROPANE	A/R	Includes Ref. #'s 1-20.

Breakdown- Engine GM (SN 25380-)

Fig 08-01X01T02R01

* Under warranty, this part must be ordered through your local engine service center and replaced by a certified engine technician. Any work performed by a non-certified technician may void engine warranty.



Illustration No. 163674868_BD2-Not For Ordering

Breakdown- Engine GM (SN 25380-)

Fig 08-01X01T02R01

REF NO.	PART NO.	DESCRIPTION	QTY.	REMARKS
		FIGURE REMOVED	A/R	

Provided for Free by Trenchwell.com
Shop Aftermarket Parts

Engine Accessories - Gas (SN 19200-27759)

Fig 08-02

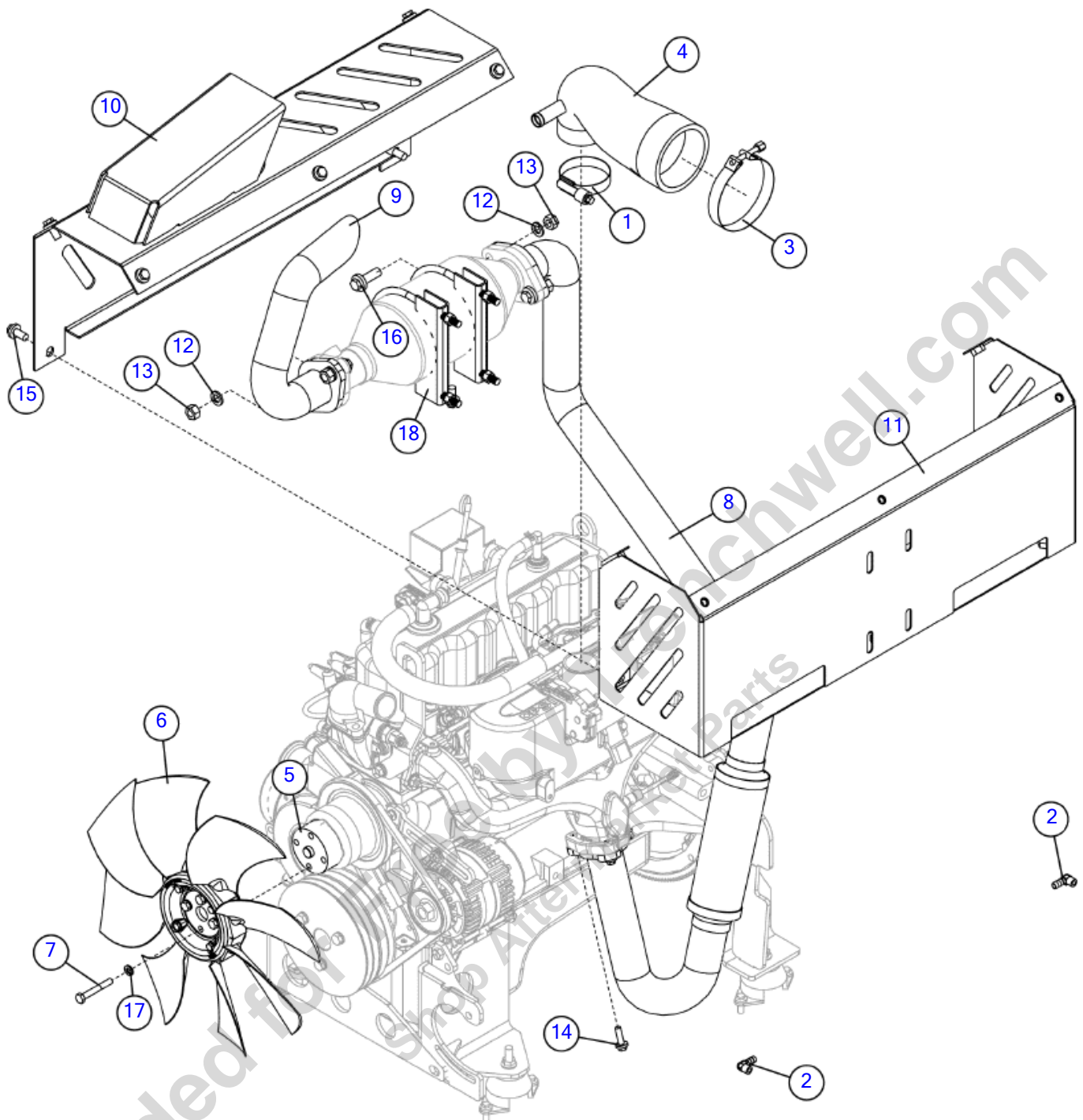


Illustration No. 163697310- Not For Ordering

Engine Accessories - Gas (SN 19200-27759)

Fig 08-02

REF NO.	PART NO.	DESCRIPTION	QTY.	REMARKS
1	124722001	HOSE CLAMP-CONSTANT TORQUE	1	
2	603184001	FITT.-3/8 BARBX1/4M NPT 90DEG	2	
2	(148665001)	FITTING - 1/4 MPT X 3/8 BARB 90 DEG	2	
3	163677597	CLAMP-T-BOLT, 4.11"-4.31"	1	
4	163697220	HOSE - AIR INTAKE TUBE	1	
5	163697259	1 1/8 INCH FAN SPACER	1	
6	163697302	16.5 DIA PUSHER FAN 30 DEGREE	1	
7	163697321	SCREW-HCS-.31-24X2.25-GR5-CZ	4	
8	163709607	TUBE-3.0L EXHAUST	1	
9	163749574	EXHAUST-3.0L CAT OUTLET	1	
	180027916	O-RING	2	
10	163749578	WELDMENT - EXHAUST COVER	1	
11	163749580	WELDMENT - EXHAUST SHIELD	1	
12	506047012	WASHER-LOCK,M12,YZ,D127B	4	
13	507090012	NUT-HEX,M12-1.75,CL10,YZ,ISO4032	4	
14	507611025	SCREW-HFS,M8-1.25X25,10.9,YZ,D6921,FT	3	
15	507612020	SCREW-HFS,M10-1.50X20,10.9,YZ,ANSI,B18.2.3.9M,FT	13	
16	507613035	SCREW-HFS,M12-1.75X35,10.9,YZ,ANSI,B18.2.3.9M,FT	4	
17	510335705	WASHER LOCK .31 .33 X .59 .08 YZ	4	
18	72024001	MUFFLER CLAMP, 5IN. ZINC	2	

Engine Accessories - Gas (SN 27760-27940)

Fig 08-02R01

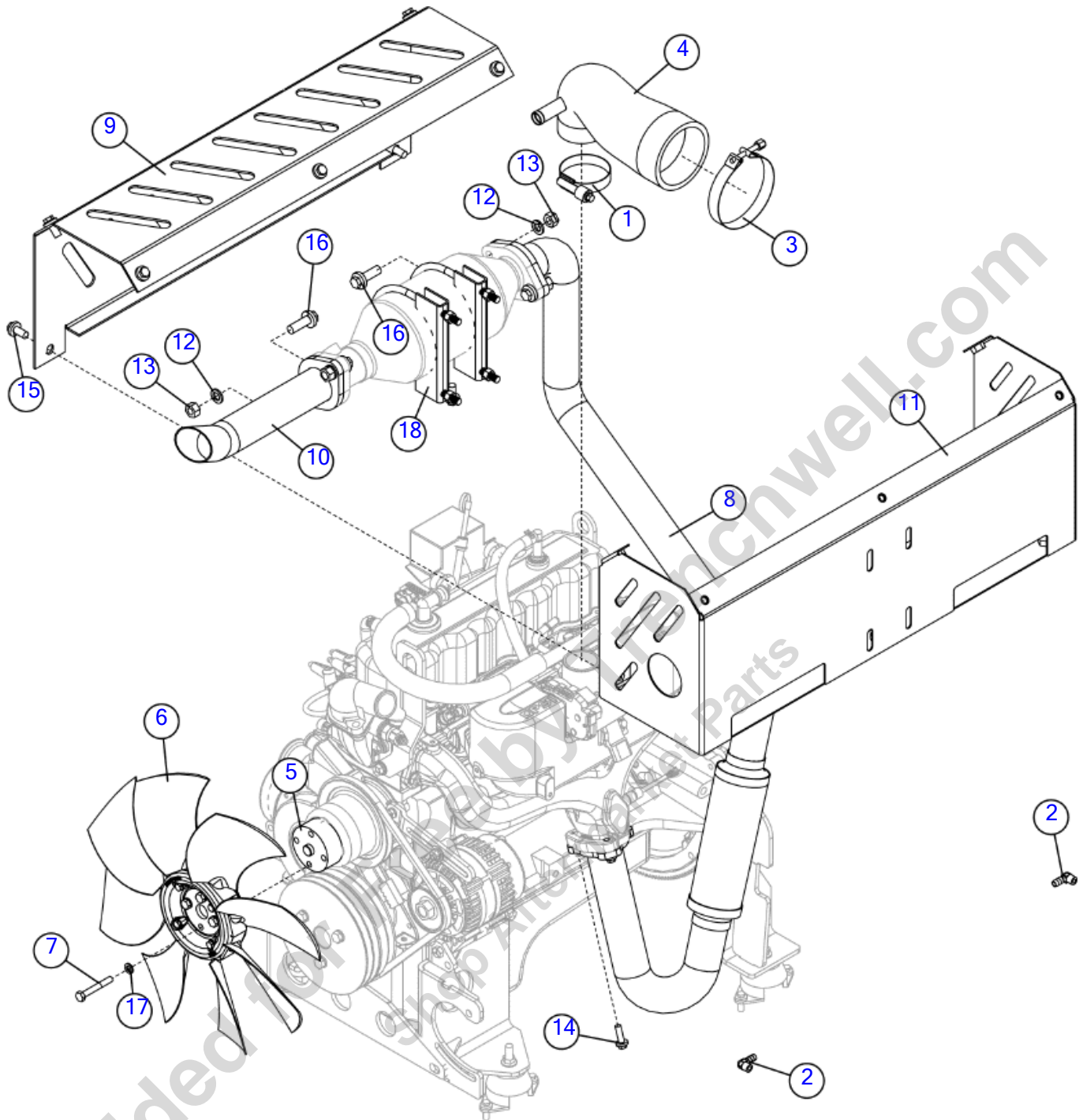


Illustration No. 163697310- Not For Ordering

Engine Accessories - Gas (SN 27760-27940)

Fig 08-02R01

REF NO.	PART NO.	DESCRIPTION	QTY.	REMARKS
1	124722001	HOSE CLAMP-CONSTANT TORQUE	1	
2	603184001	FITT.-3/8 BARBX1/4M NPT 90DEG	2	
2	(148665001)	FITTING - 1/4 MPT X 3/8 BARB 90 DEG	2	
3	163677597	CLAMP-T-BOLT, 4.11"-4.31"	1	
4	163697220	HOSE - AIR INTAKE TUBE	1	
5	163697259	1 1/8 INCH FAN SPACER	1	
6	163697302	16.5 DIA PUSHER FAN 30 DEGREE	1	
7	163697321	SCREW-HCS-.31-24X2.25-GR5-CZ	4	
8	163709607	TUBE-3.0L EXHAUST	1	
9	163749845	SHEET - EXHAUST SHIELD TOP	1	
10	163749847	EXHAUST-3.0L CAT OUTLET	1	
11	163749848	WELDMENT - EXHAUST SHIELD	1	
12	506047012	WASHER-LOCK,M12,YZ,D127B	4	
13	507090012	NUT-HEX,M12-1.75,CL10,YZ,ISO4032	4	
14	507611025	SCREW-HFS,M8-1.25X25,10.9,YZ,D6921,FT	3	
15	507612020	SCREW-HFS,M10-1.50X20,10.9,YZ,ANSI,B18.2.3.9M,FT	13	
16	507613035	SCREW-HFS,M12-1.75X35,10.9,YZ,ANSI,B18.2.3.9M,FT	4	
17	510335705	WASHER LOCK .31 .33 X .59 .08 YZ	4	
18	72024001	MUFFLER CLAMP, 5IN. ZINC	2	

Engine Accessories - Gas (SN 27941-28868)

Fig 08-02R02

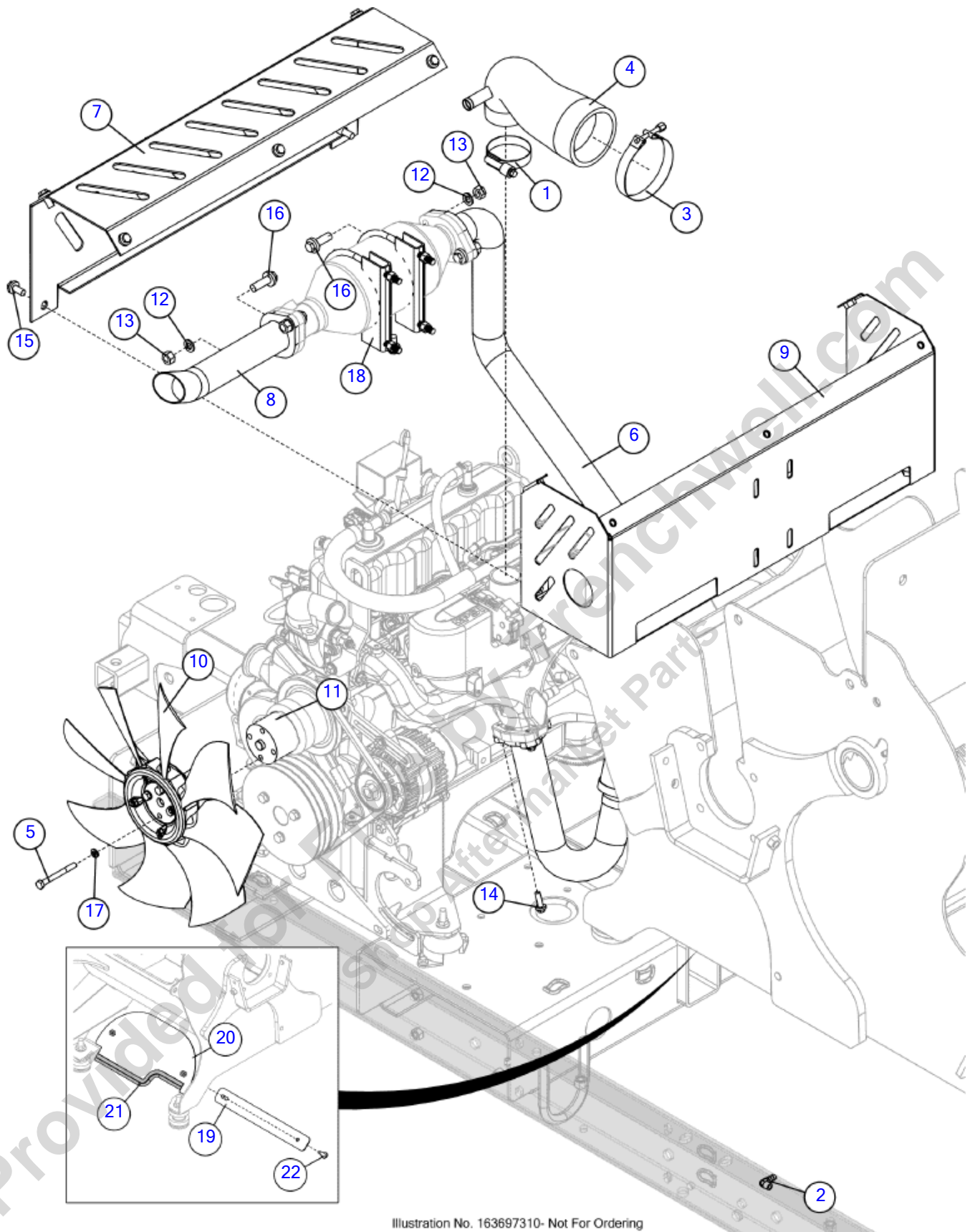


Illustration No. 163697310- Not For Ordering

Engine Accessories - Gas (SN 27941-28868)

Fig 08-02R02

REF NO.	PART NO.	DESCRIPTION	QTY.	REMARKS
1	124722001	HOSE CLAMP-CONSTANT TORQUE	1	
2	603184001	FITT.-3/8 BARBX1/4M NPT 90DEG	2	
2	(148665001)	FITTING - 1/4 MPT X 3/8 BARB 90 DEG	2	
3	163677597	CLAMP-T-BOLT, 4.11"-4.31"	1	
4	163697220	HOSE - AIR INTAKE TUBE	1	
5	163697277	SCREW-HCS-.31-24X3.00-GR5-CZ	4	
6	163709607	TUBE-3.0L EXHAUST	1	
7	163749845	SHEET - EXHAUST SHIELD TOP	1	
8	163749847	EXHAUST-3.0L CAT OUTLET	1	
9	163749848	WELDMENT - EXHAUST SHIELD	1	
10	163777070	FAN-SUCKER - 16.5 DIA - 30 DEGREE	1	
11	163777072	1-15/16 INCH FAN SPACER	1	
12	506047012	WASHER-LOCK,M12,YZ,D127B	4	
13	507090012	NUT-HEX,M12-1.75,CL10,YZ,ISO4032	4	
14	507611025	SCREW-HFS,M8-1.25X25,10.9,YZ,D6921,FT	3	
15	507612020	SCREW-HFS,M10-1.50X20,10.9,YZ,ANSI,B18.2.3.9M,FT	13	
16	507613035	SCREW-HFS,M12-1.75X35,10.9,YZ,ANSI,B18.2.3.9M,FT	4	
17	510335705	WASHER LOCK .31 .33 X .59 .08 YZ	4	
18	72024001	MUFFLER CLAMP, 5IN. ZINC	2	
19	163777083	PLATE-AIR BLOCK BACKER	1	
20	163777084	WDMT-1000 AIR BLOCK	1	
21	163777089	SEAL BULB EDGE	1	
22	507612030	SCREW-HFS,M10-1.50X30,10.9,YZ,ANSI,B18.2.3.9M,FT	2	

Engine Accessories - Gas (SN 28869-29356)

Fig 08-02R03

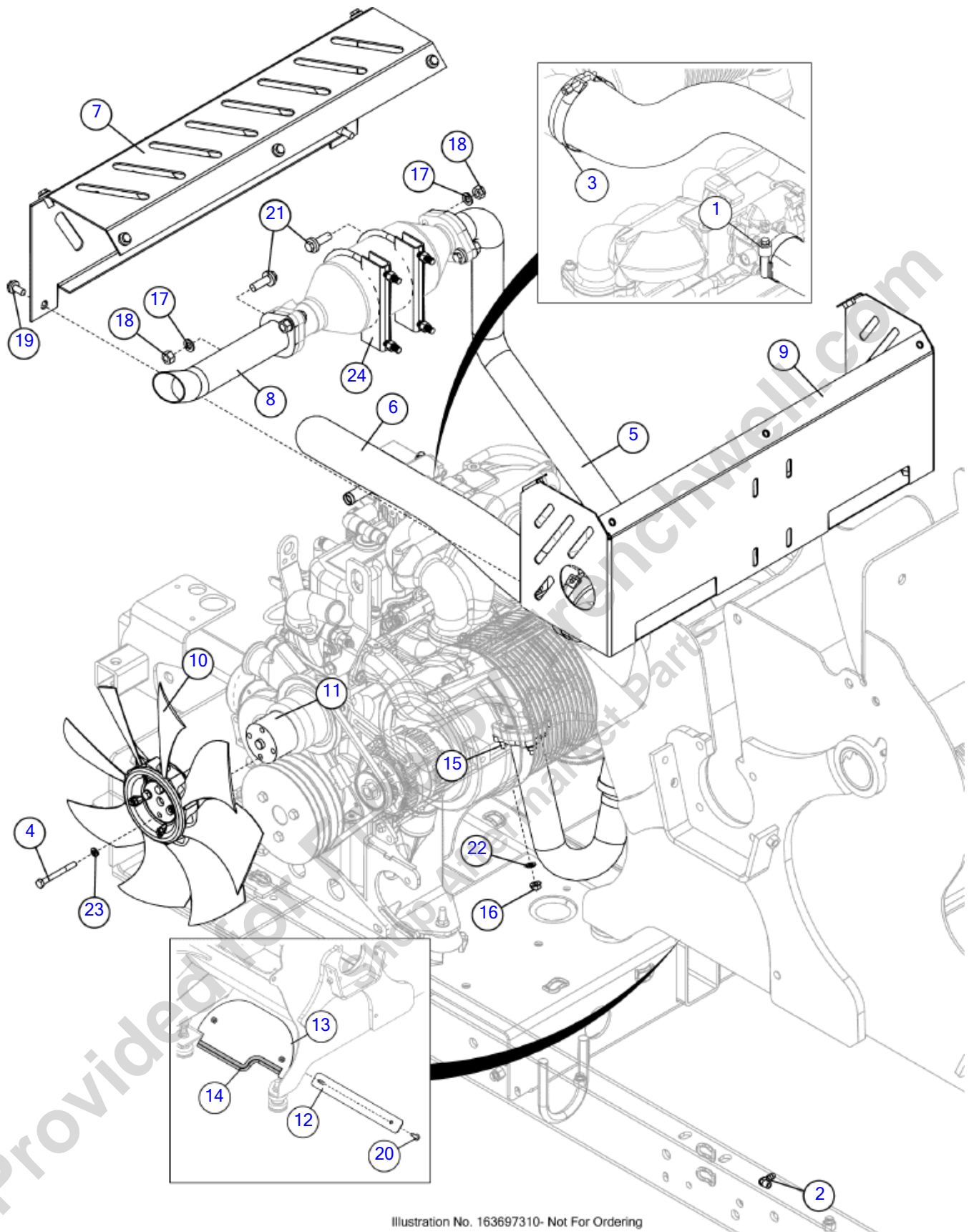


Illustration No. 163697310- Not For Ordering

Engine Accessories - Gas (SN 28869-29356)

Fig 08-02R03

REF NO.	PART NO.	DESCRIPTION	QTY.	REMARKS
1	124722001	HOSE CLAMP-CONSTANT TORQUE	1	
2	603184001	FITT.-3/8 BARBX1/4M NPT 90DEG	2	
2	(148665001)	FITTING - 1/4 MPT X 3/8 BARB 90 DEG	2	
3	163677597	CLAMP-T-BOLT, 4.11"-4.31"	1	
4	163697277	SCREW-HCS-.31-24X3.00-GR5-CZ	4	
5	163709607	TUBE-3.0L EXHAUST	1	
6	163749833	HOSE-INTAKE AIR CLEANER	1	
7	163749845	SHEET - EXHAUST SHIELD TOP	1	
8	163749847	EXHAUST-3.0L CAT OUTLET	1	
9	163749848	WELDMENT - EXHAUST SHIELD	1	
10	163777070	FAN-SUCKER - 16.5 DIA - 30 DEGREE	1	
11	163777072	1-15/16 INCH FAN SPACER	1	
12	163777083	PLATE-AIR BLOCK BACKER	1	
13	163777084	WDMT-1000 AIR BLOCK	1	
14	163777089	SEAL BULB EDGE	1	
15	163777149	STUD-EXHAUST FLANGE	3	
16	163777150	NUT-EXHAUST FLANGE STUD	3	
17	506047012	WASHER-LOCK,M12,YZ,D127B	4	
18	507090012	NUT-HEX,M12-1.75,CL10,YZ,ISO4032	4	
19	507612020	SCREW-HFS,M10-1.50X20,10.9,YZ,ANSI,B18.2.3.9M,FT	13	
20	507612030	SCREW-HFS,M10-1.50X30,10.9,YZ,ANSI,B18.2.3.9M,FT	2	
21	507613035	SCREW-HFS,M12-1.75X35,10.9,YZ,ANSI,B18.2.3.9M,FT	4	
22	508485008	WASHER-FLAT, HARDENED, M8, YZ, TP200	3	
23	510335705	WASHER LOCK .31 .33 X .59 .08 YZ	4	
24	72024001	MUFFLER CLAMP, 5IN. ZINC	2	

Engine Accessories - Gas (SN 29357-)

Fig 08-02R04

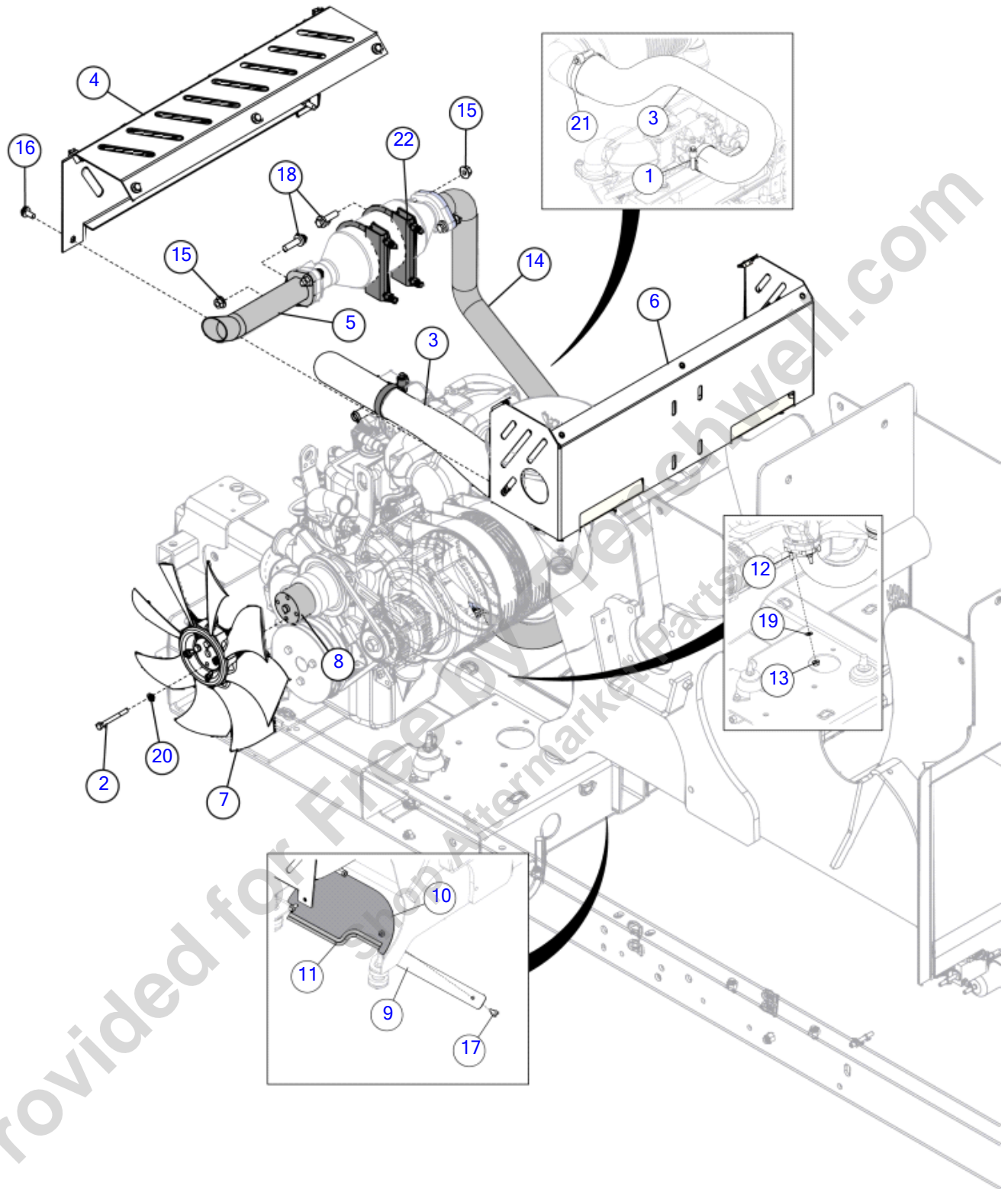


Illustration No. 163697310 - Not For Ordering

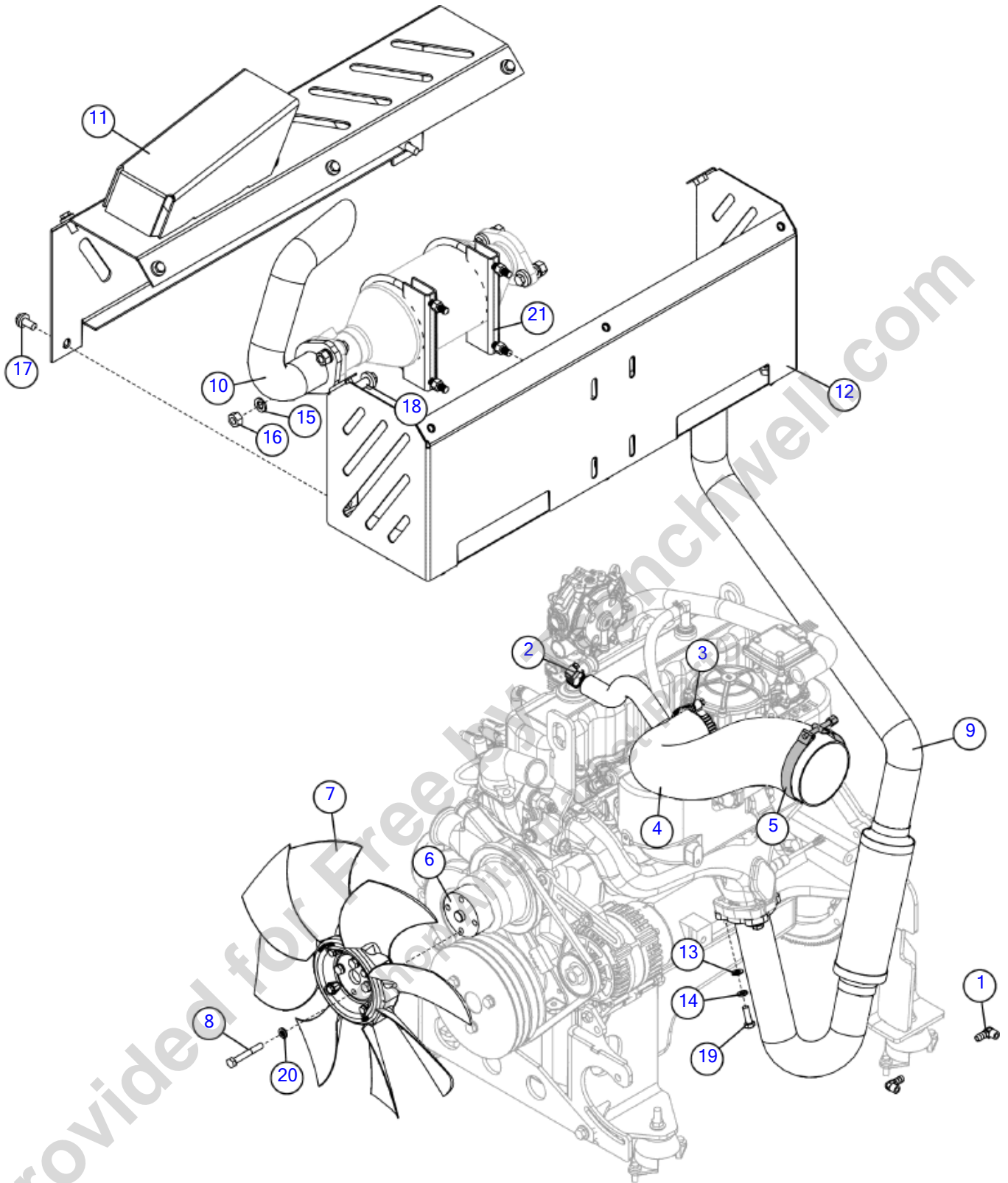
Engine Accessories - Gas (SN 29357-)

Fig 08-02R04

REF NO.	PART NO.	DESCRIPTION	QTY.	REMARKS
1	124722001	HOSE CLAMP-CONSTANT TORQUE	1	
2	163697277	SCREW-HCS-.31-24X3.00-GR5-CZ	4	
3	163749833	HOSE-INTAKE AIR CLEANER	1	
4	163749845	SHEET - EXHAUST SHIELD TOP	1	
5	163749847	EXHAUST-3.0L CAT OUTLET	1	
6	163749848	WELDMENT - EXHAUST SHIELD	1	
7	163777070	FAN-SUCKER - 16.5 DIA - 30 DEGREE	1	
8	163777072	1-15/16 INCH FAN SPACER	1	
9	163777083	PLATE-AIR BLOCK BACKER	1	
10	163777084	WDMT-1000 AIR BLOCK	1	
11	163777089	SEAL BULB EDGE	1	
12	163777149	STUD-EXHAUST FLANGE	3	
13	163777150	NUT-EXHAUST FLANGE STUD	3	
14	163777411	TUBE-PSI 3.0L GAS EXHAUST	1	
15	507085012	NUT-HEXFLNG LOCK, M12-1.75,10.9,D6927	4	
16	507612020	SCREW-HFS,M10-1.50X20,10.9,ANSI,B18.2.3.9M,FT	13	
17	507612030	SCREW-HFS,M10-1.50X30,10.9,ANSI,B18.2.3.9M,FT	2	
18	507613040	SCREW-HFS,M12-1.75X40,10.9,ANSI,B18.2.3.9M,FT	4	
19	508485008	WASHER-FLAT, HARDENED, M8, TP200	3	
20	510335705	WASHER LOCK .31 .33 X .59 .08 YZ	4	
21	604843001	CLAMP - CONSTANT TORQUE 3 3/4-4 5/8 DIA.	1	
22	72024001	MUFFLER CLAMP, 5IN. ZINC	2	

GM3.0 Engine Accessories (SN 19200-25379)

Fig 08-02X01



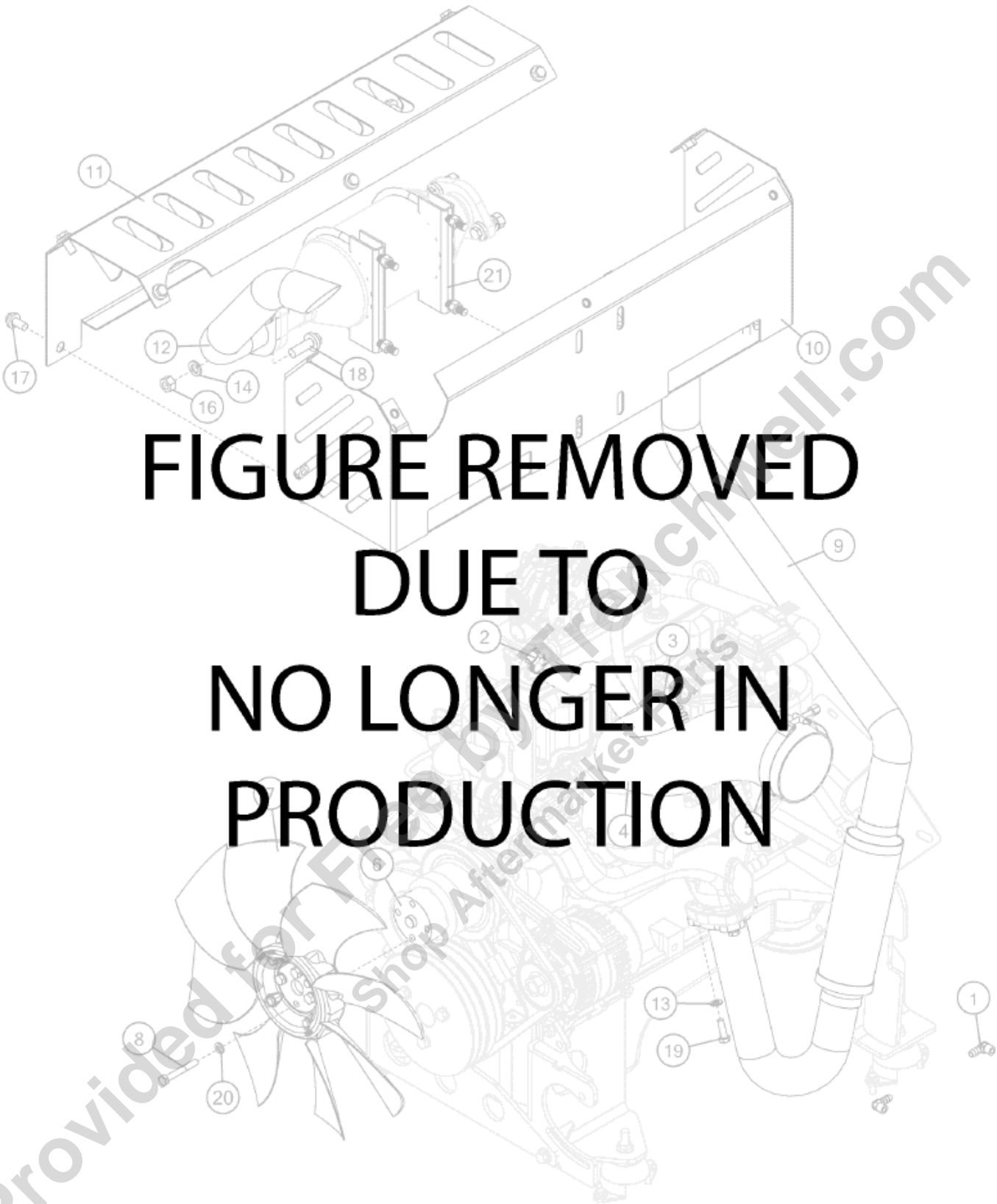
GM3.0 Engine Accessories (SN 19200-25379)

Fig 08-02X01

REF NO.	PART NO.	DESCRIPTION	QTY.	REMARKS
1	603184001	FITT.-3/8 BARBX1/4M NPT 90DEG	2	
1	(148665001)	FITTING - 1/4 MPT X 3/8 BARB 90 DEG	2	
2	1580003	HOSE CLAMP - 3/4"	1	
3	1580015	HOSE CLAMP - WORM GEAR - 2 9/16" - 3 1/2"	1	
4	163674831	TUBE - BC1000XL PROPANE INTAKE	1	
5	163677597	CLAMP-T-BOLT, 4.11"-4.31"	1	
6	163697259	1 1/8 INCH FAN SPACER	1	
7	163697302	16.5 DIA PUSHER FAN 30 DEGREE	1	
8	163697321	SCREW-HCS-.31-24X2.25-GR5-CZ	4	
9	163709607	TUBE-3.0L EXHAUST	1	
10	163749574	EXHAUST-3.0L CAT OUTLET	1	
	180027916	O-RING	2	
11	163749578	WELDMENT - EXHAUST COVER	1	
12	163749580	WELDMENT - EXHAUST SHIELD	1	
13	506046008	WASHER-FLAT,M8,YZ,D125A	3	
14	506047008	WASHER-LOCK,M8,YZ,D127B	3	
15	506047012	WASHER-LOCK,M12,YZ,D127B	4	
16	507090012	NUT-HEX,M12-1.75,CL10,YZ,ISO4032	4	
17	507612020	SCREW-HFS,M10-1.50X20,10.9,YZ,ANSI,B18.2.3.9M,FT	13	
18	507613035	SCREW-HFS,M12-1.75X35,10.9,YZ,ANSI,B18.2.3.9M,FT	4	
19	508475025	SCREW-HCS,M8-1,25X25,10.9,YZ,ISO4017,FT.	3	
20	510335705	WASHER LOCK .31 .33 X .59 .08 YZ	4	
21	72024001	MUFFLER CLAMP, 5IN. ZINC	2	

GM3.0 Engine Accessories (SN 25380-)

Fig 08-02X01R01



**FIGURE REMOVED
DUE TO
NO LONGER IN
PRODUCTION**

GM3.0 Engine Accessories (SN 25380-)

Fig 08-02X01R01

REF NO.	PART NO.	DESCRIPTION	QTY.	REMARKS
		Figure removed due to no longer in production.	A/R	

Provided for Free by Trenchwell.com
Shop Aftermarket Parts

Air Cleaner - Gas

Fig 08-03

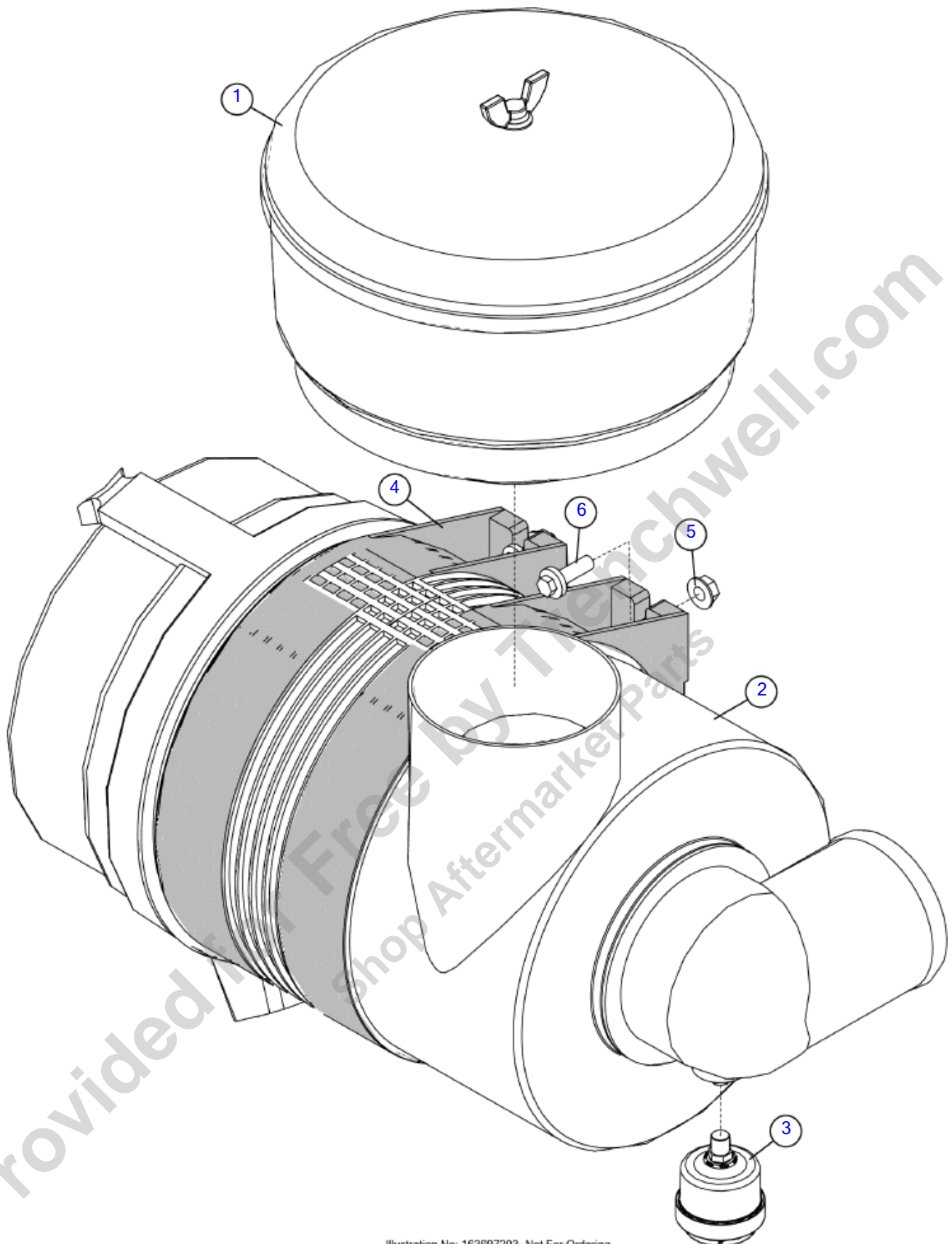


Illustration No: 163697203- Not For Ordering

Air Cleaner - Gas

Fig 08-03

REF NO.	PART NO.	DESCRIPTION	QTY.	REMARKS
1	2127001	PRE CLEANER	1	
2	155957001	AIR FILTER	1	Breakdown Fig. 10-4T01
3	163697323	INDICATOR-AIR FILTER 13 INCH	1	
4	256012001	MOUNTING BAND-AIR CLEANER	2	
5	507085008	NUT-HEXFLNG LOCK,M8-1.25,10.9,YZ,D6927	4	
6	507611025	SCREW-HFS,M8-1.25X25,10.9,YZ,D6921,FT	4	

Provided for Free by Trenchwell.com
Shop Aftermarket Parts

Cooling Package - Gas

Fig 08-04

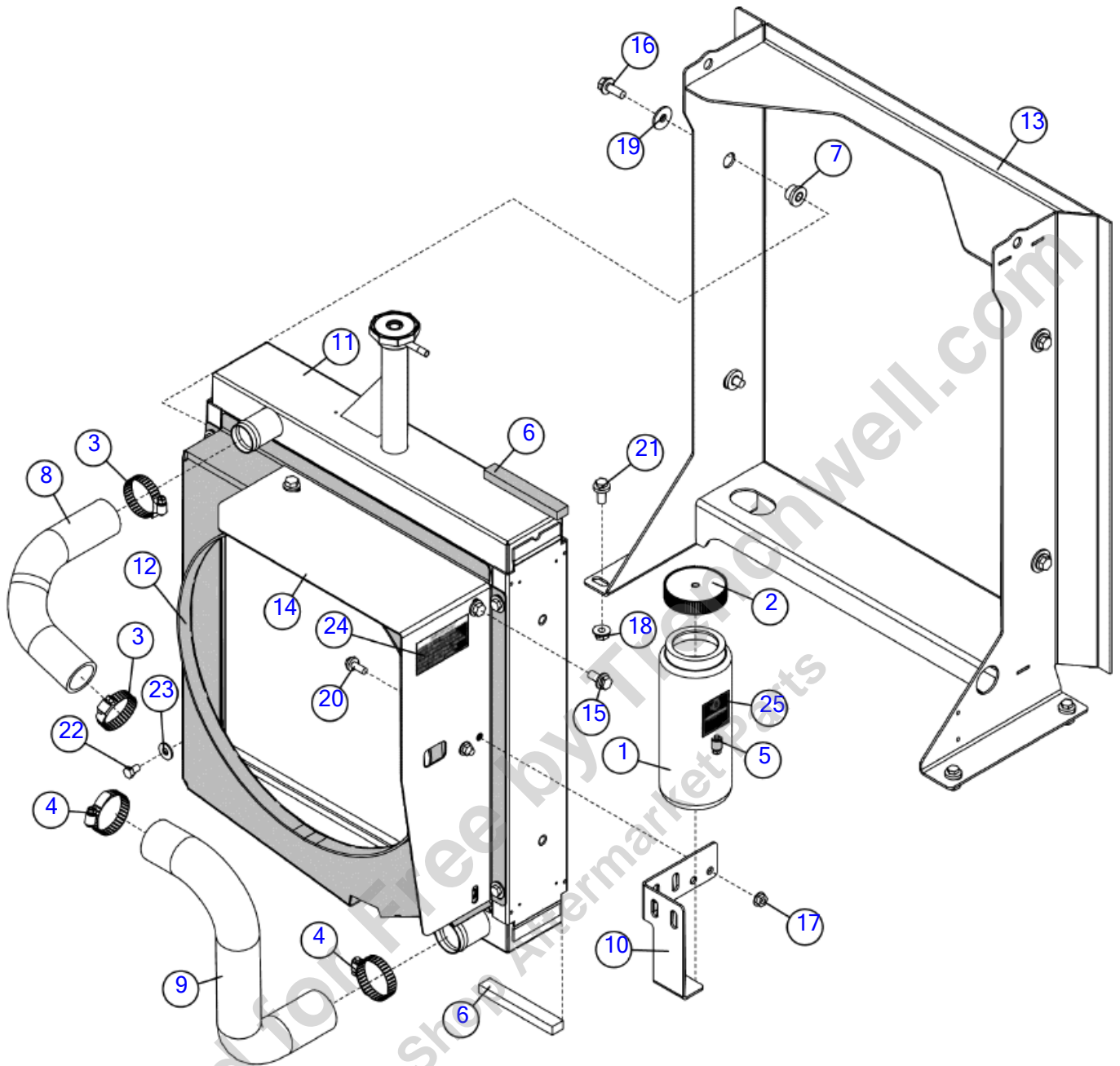


Illustration No. 163697324- Not For Ordering

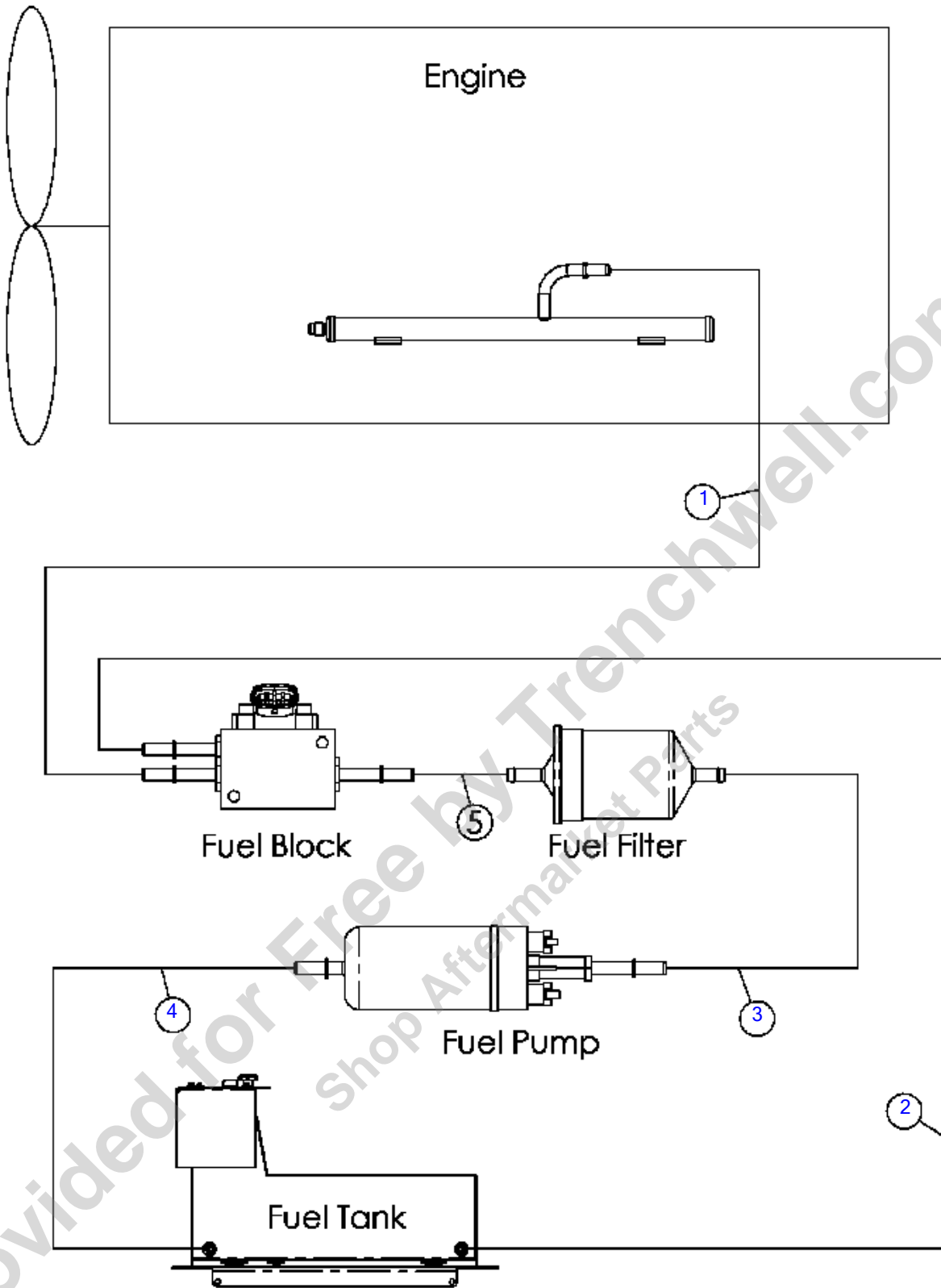
Cooling Package - Gas

Fig 08-04

REF NO.	PART NO.	DESCRIPTION	QTY.	REMARKS
1	149002001	BOTTLE - 32 OZ. COOL. REC. HDPE	1	
2	149003001	CAP - COOL. REC. BOTTLE P.E.	1	
3	1580007	HOSE CLAMP - 1 1/2"	2	
4	1580011	HOSE CLAMP - 2"	2	
5	1580015	HOSE CLAMP - WORM GEAR - 2 9/16" - 3 1/2"	1	
6	163677893	FOAM 1/2 X 3/4 BULK ROLL	2	
7	163697210	ISOLATOR - NEOPRENE .38 BOLT 70 DURO	4	
8	163697215	HOSE - 3L UPPER RADIATOR	1	
9	163697216	HOSE - 3L LOWER RADIATOR	1	
10	163697276	BURP TANK BOTTLE HOLDER	1	
11	163697306	19.25 X 19.5 7 FIN PER INCH RADIATOR	1	
	163621940	RADIATOR CAP - 13 PSI CLOSED SYSTEM	1	
12	163709799	WELDMENT - FAN SHROUD - PUSHER	1	
13	180023216	WELDMENT - RADIATOR HOUSING	1	
14	180023358	GUARD - PUSHER FAN	1	
15	296300771	SCREW-HFS-.38-16X.75GR8-YZ	3	
16	296300772	SCREW HFS .38-16X1.00 GR8 YZ	4	
17	507085008	NUT-HEXFLNG LOCK,M8-1.25,10.9,YZ,D6927	2	
18	507085010	NUT-HEXFLNG LOCK, M10-1.50,10.9,YZ,D6927	4	
19	507086010	WASHER-FLAT,M10,LARGE RIM,DIN9021	4	
20	507611020	SCREW-HFS,M8-1.25X20,10.9,YZ,D6921,FT	2	
21	507612020	SCREW-HFS,M10-1.50X20,10.9,YZ,ANSI,B18.2.3.9M,FT	4	
22	510301004	SCREW-HCS-.31-18X.50-GR5-YZ	4	
23	510337605	WASHER-FLATSTD-.31-.38X.88-.08-YZ	4	
24	70000145	DECAL-IMPORTANT (AT)	1	
25	7000A186	DECAL-ENG. COOLANT LEVEL (AT)	1	

Hoses- Fuel Gas (SN 19200-21721)

Fig 08-05



Hoses- Fuel Gas (SN 19200-21721)

Fig 08-05

REF NO.	PART NO.	DESCRIPTION	QTY.	REMARKS
1	163733202	FUEL LINE W/ QD 125	1	
1	(163697312)	FUEL LINE W/ QD 125	1	
2	163733203	FUEL LINE W/ QD 30	1	
2	(163697313)	FUEL LINE W/ QD 32	1	
3	163733204	FUEL LINE W/ QD 11	1	
3	(163697314)	FUEL LINE W/ QD 11	1	
4	163733206	FUEL LINE W/ QD 10	1	
4	(180023394)	FUEL LINE W/ QD 10	1	
5	163733205	FUEL LINE W/ QD 2	1	
5	(163697315)	FUEL LINE W/ QD 2	1	

Provided for Free by Trenchwell.com
Shop Aftermarket Parts

Hoses- Fuel Gas (SN 21722-27940)

Fig 08-05R01

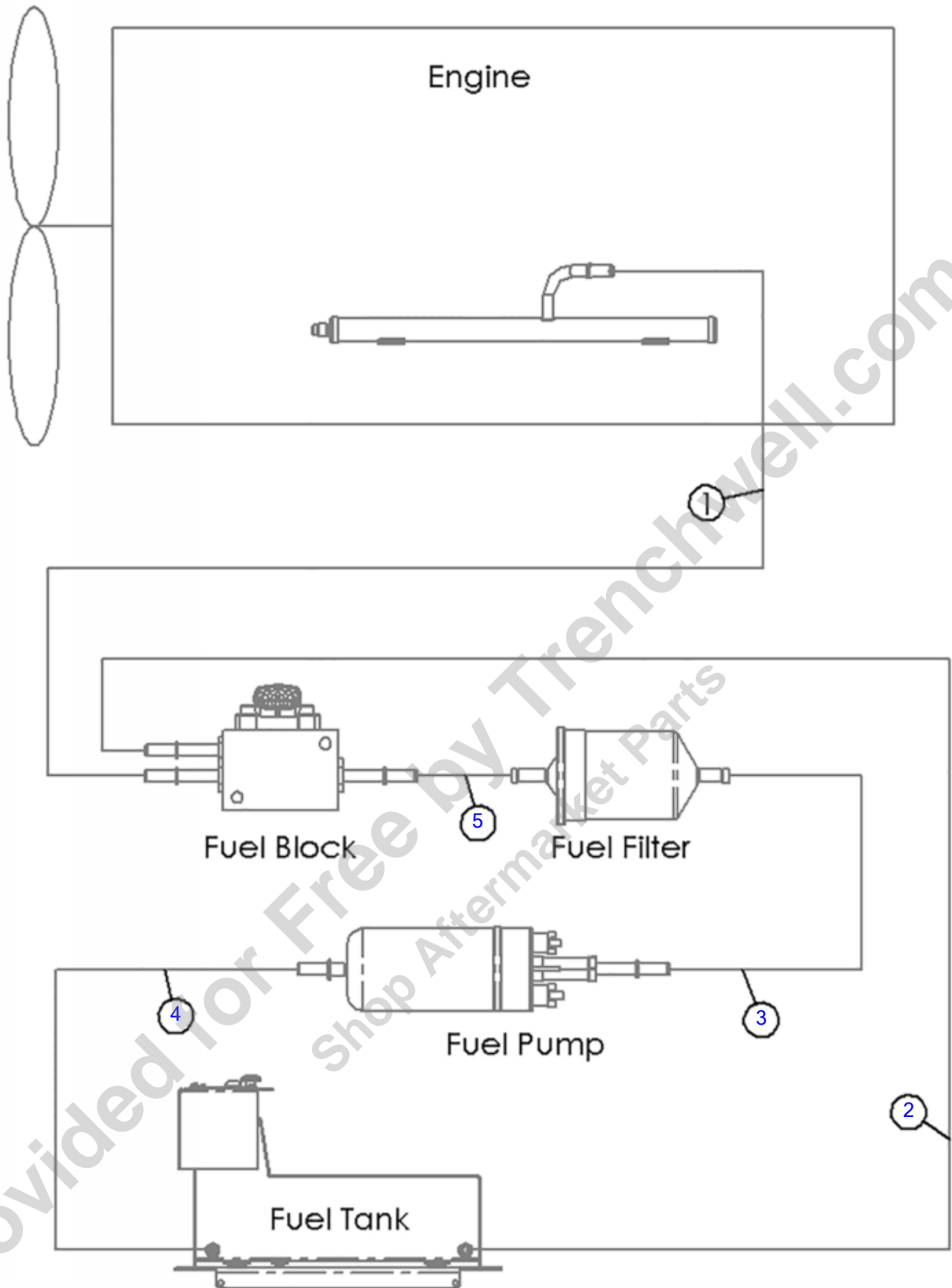


Illustration No: 180023366 - Not For Ordering

Hoses- Fuel Gas (SN 21722-27940)

Fig 08-05R01

REF NO.	PART NO.	DESCRIPTION	QTY.	REMARKS
1	163733202	FUEL LINE W/ QD 125	1	
2	163733203	FUEL LINE W/ QD 30	1	
3	163733204	FUEL LINE W/ QD 11	1	
4	163733206	FUEL LINE W/ QD 10	1	
5	163733205	FUEL LINE W/ QD 2	1	

Provided for Free by Trenchwell.com
Shop Aftermarket Parts

Hoses- Fuel Gas (SN 27941-)

Fig 08-05R02

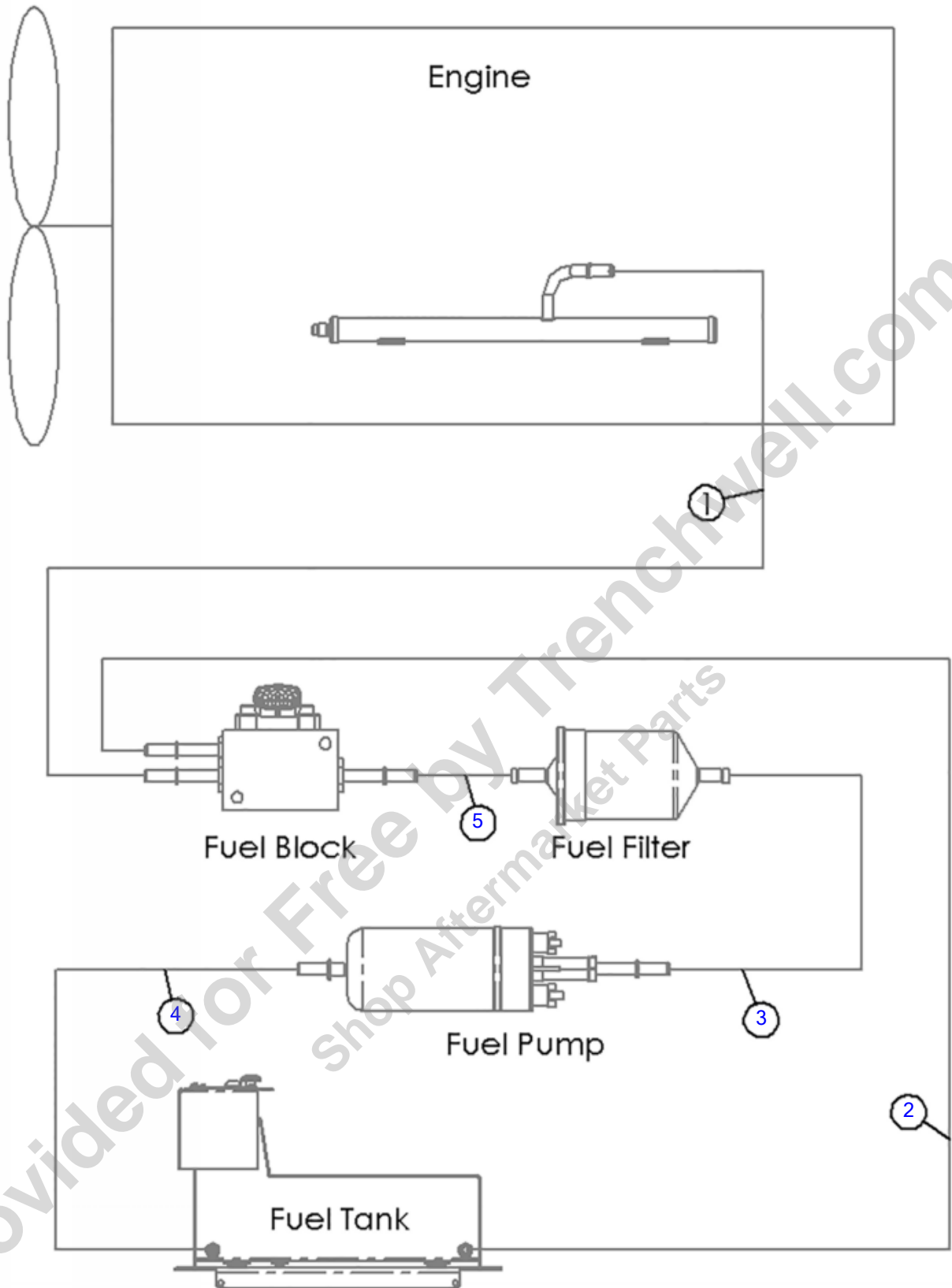


Illustration No: 180023366 - Not For Ordering

Hoses- Fuel Gas (SN 27941-)

Fig 08-05R02

REF NO.	PART NO.	DESCRIPTION	QTY.	REMARKS
1	163777076	HOSE-FUEL-W/QD 125-FULLY SLEEVED	1	
2	163733203	FUEL LINE W/ QD 30	1	
3	163733204	FUEL LINE W/ QD 11	1	
4	163733206	FUEL LINE W/ QD 10	1	
5	163733205	FUEL LINE W/ QD 2	1	

Provided for Free by Trenchwell.com
Shop Aftermarket Parts

Hoses- Propane Fuel Gas (SN 19200-25379)

Fig 08-05X01

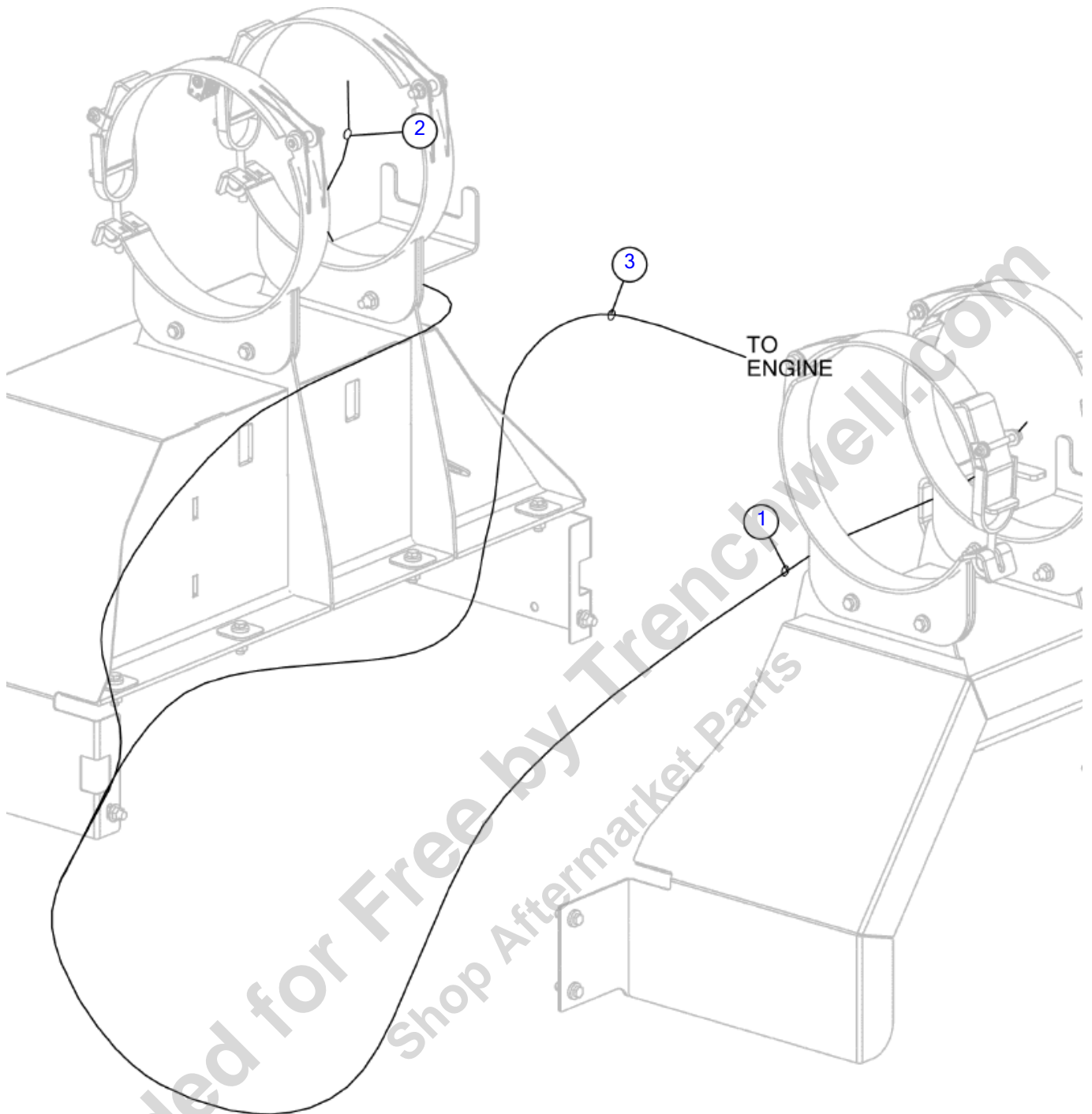


Illustration No: 163674900 Not For Ordering

Hoses- Propane Fuel Gas (SN 19200-25379)

Fig 08-05X01

REF NO.	PART NO.	DESCRIPTION	QTY.	REMARKS
1	163674877	HOSE - LP - .31 x 118-6FSAE-90-4MNPT-STR	1	
2	163674878	HOSE - LP - .31X129-6FSAE-90-4MNPT-STR	1	
3	163674879	HOSE - LP - .31X63-6FSAE-90-6FSAE-STR	1	

Provided for Free by Trenchwell.com
Shop Aftermarket Parts

Hoses- Propane Fuel Gas (SN 25380-)

Fig 08-05X01R01



**FIGURE REMOVED
DUE TO
NO LONGER IN
PRODUCTION**

Hoses- Propane Fuel Gas (SN 25380-)

Fig 08-05X01R01

REF NO.	PART NO.	DESCRIPTION	QTY.	REMARKS
		Figure removed due to no longer in production.	A/R	

Provided for Free by Trenchwell.com
Shop Aftermarket Parts

GM Propane Accessories (SN 19200-25379)

Fig 08-05X02

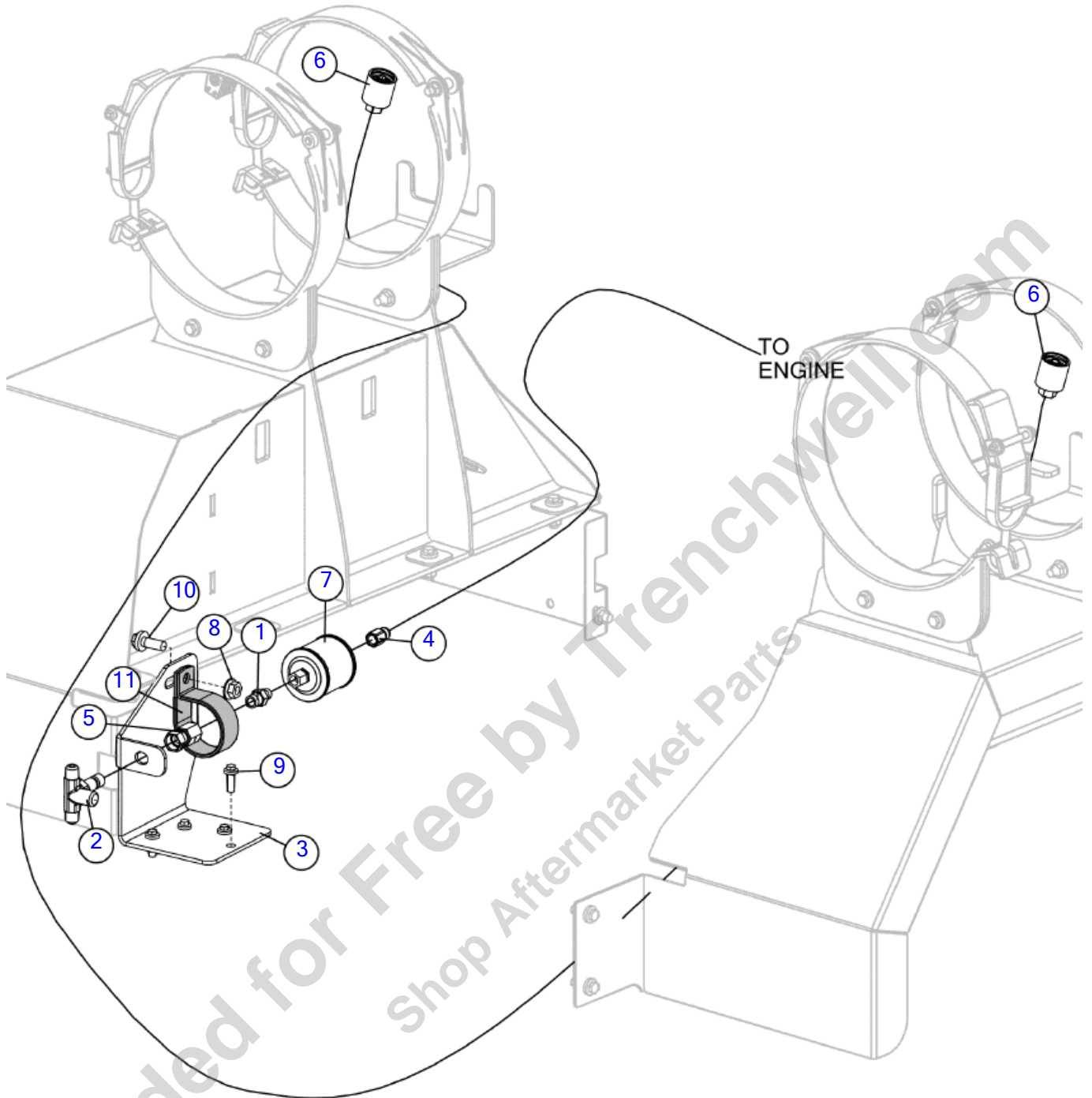


Illustration No: 163674873 - Not For Ordering

GM Propane Accessories (SN 19200-25379)

Fig 08-05X02

REF NO.	PART NO.	DESCRIPTION	QTY.	REMARKS
1	120893001	FITTING-HEXPIPENIPPLE 5404-6-4	1	
2	163674825	LP TEE VALVE WITH PRESSURE RELIEF	1	
3	163674851	BRACKET - PROPANE FILTER	1	
4	163674874	FITTING-STR-6MSAE-4FNPT-BR	1	
5	163674875	FITTING-STR-6FSAE-6FNPT	1	
6	163674880	FITTING-CPLR-20FACME-4FNPT-PROPANE	2	
7	163674902	FILTER - PROPANE - GM3.0L	1	
8	507085012	NUT-HEXFLNG LOCK, M12-1.75,10.9,YZ,D6927	1	
9	507611025	SCREW-HFS,M8-1.25X25,10.9,YZ,D6921,FT	4	
10	507613030	SCREW-HFS,M12-1.75X30,10.9,YZ,ANSI,B18.2.3.9M,PT	1	
11	635094001	P CLAMP-2 21/32 DIAMETER	1	

Provided for Free by Trenchwell.com
Shop Aftermarket Parts

GM Propane Accessories (SN 25380-)

Fig 08-05X02R01

**FIGURE REMOVED
DUE TO
NO LONGER IN
PRODUCTION**


GM Propane Accessories (SN 25380-)

Fig 08-05X02R01

REF NO.	PART NO.	DESCRIPTION	QTY.	REMARKS
		Figure removed due to no longer in production.	A/R	

Provided for Free by Trenchwell.com
Shop Aftermarket Parts

Cat Engine & Accessories



Provided for Free by TroyBilt.com
Shop Aftermarket Parts at TroyBilt.com

Cat Engine & Accessories

Engine & Mount - Domestic	Fig 09-01
Breakdown - Engine Domestic (1 of 2)	Fig 09-01T01
Breakdown - Engine Domestic (2 of 2)	Fig 09-01T02
Engine & Mount - Euro	Fig 09-02
Breakdown - Engine	Fig 09-02T01
Engine Accessories (SN 19200-19634)	Fig 09-03
Engine Accessories (SN 19635-25208)	Fig 09-03R01
Engine Accessories (SN 25209-)	Fig 09-03R02
Air Cleaner	Fig 09-04
Breakdown - Air Cleaner	Fig 09-04T01
Radiator	Fig 09-05
Throttle	Fig 09-06
Throttle - LHC	Fig 09-07

Provided for Free by Trenchwell.com
Shop Aftermarket Parts

Engine & Mount - Domestic

Fig 09-01

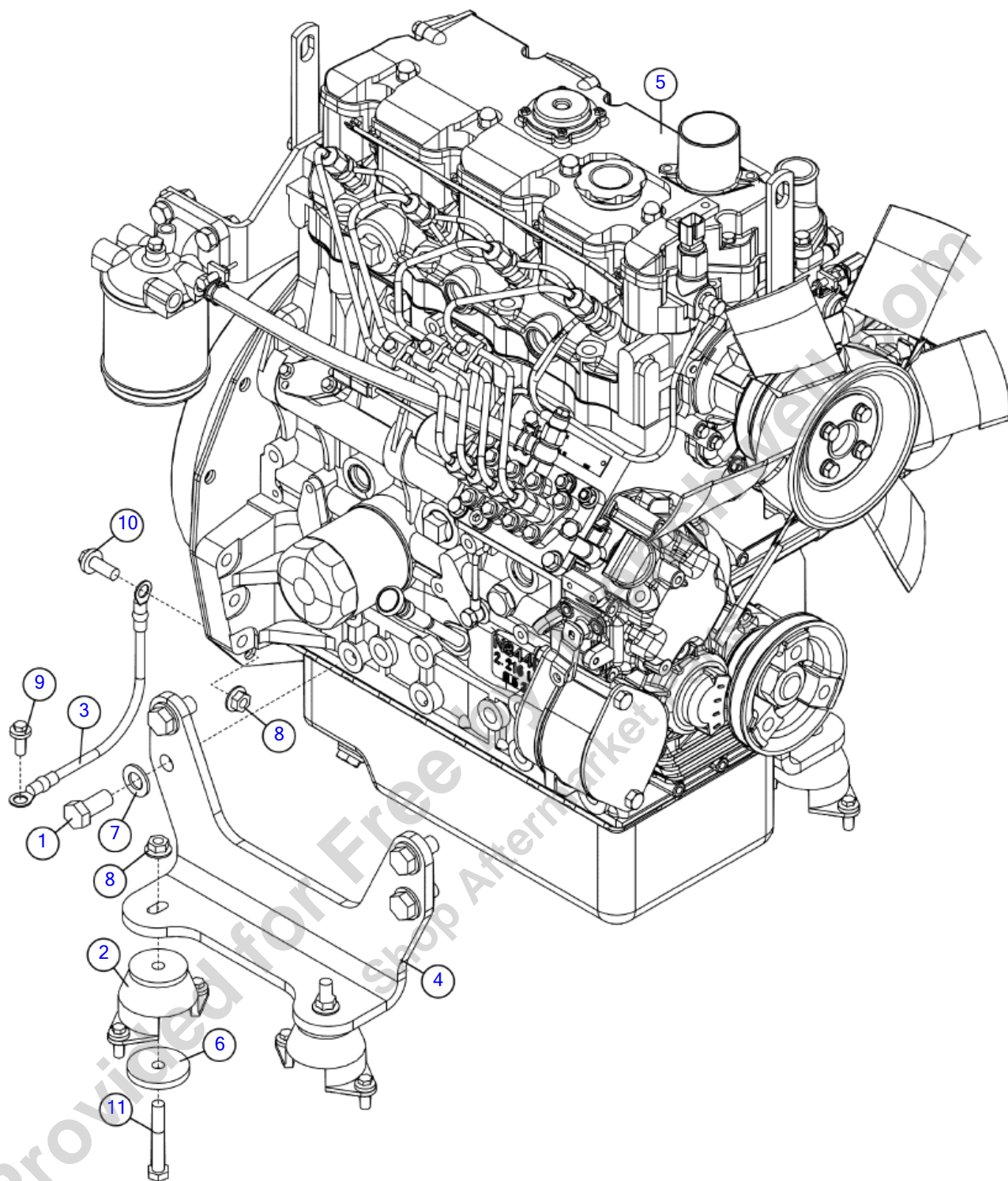


Illustration No: 163674768- Not For Ordering

Engine & Mount - Domestic

Fig 09-01

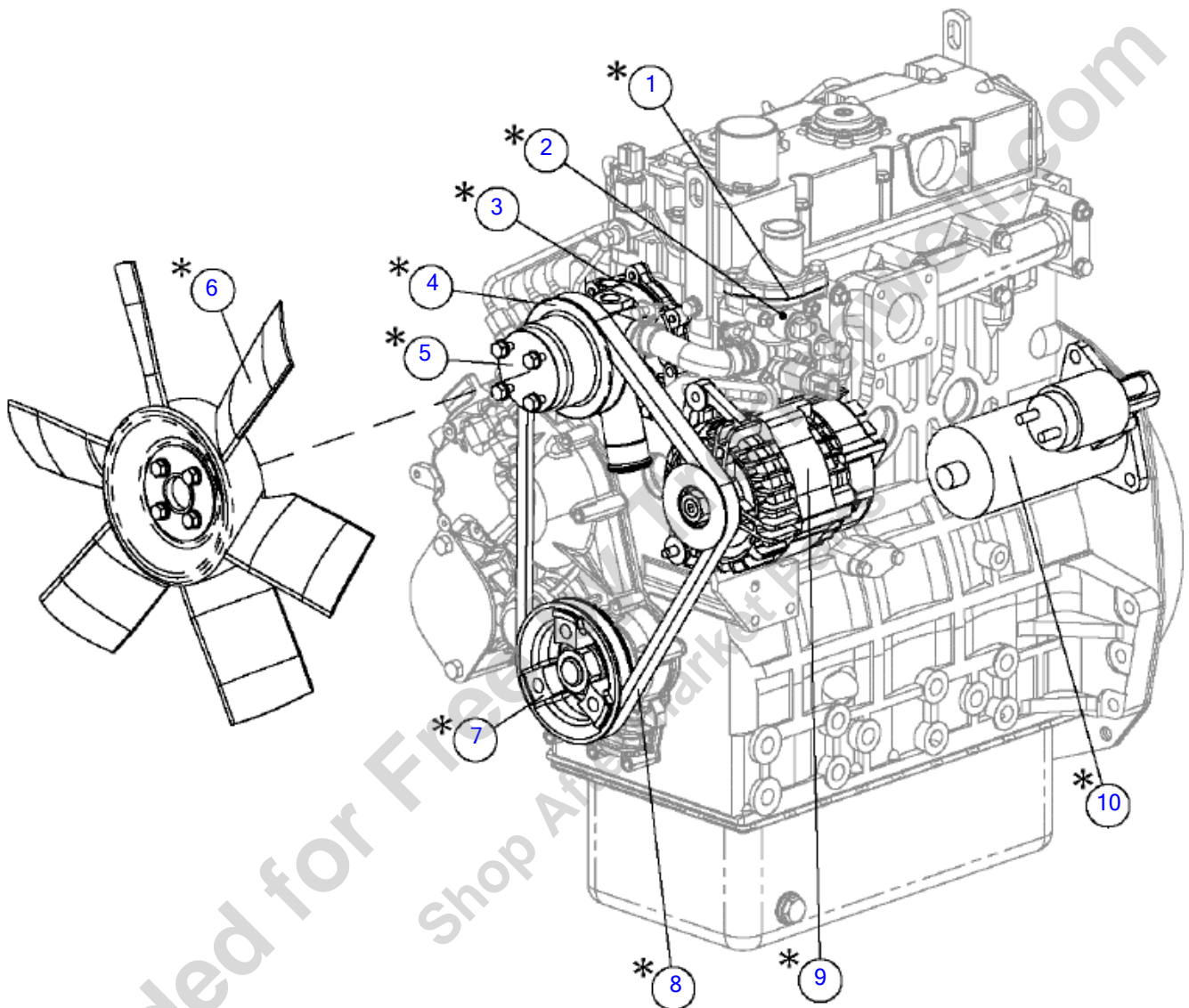
REF NO.	PART NO.	DESCRIPTION	QTY.	REMARKS
1	111743001	SCREW - HCS M14 1.50X30 8.8 ZP D961 FT	8	
2	153890001	MOUNT - ENGINE	4	
3	153896001	CABLE - GROUND 6 GA E-E 10"	1	
4	163627863	MOUNT - ENGINE - 49 HP	2	
5	180023700	ENGINE-CAT 2.2 NA DIESEL (DOMESTIC FLEX)	1	Breakdown Fig. 9-1T01 and 9-1T02
6	18150001	SLUG-2 DIA.-1/4"	4	
7	240058001	WASHER-FLATHARD-M14-15.5X28.0-2.4-YZ-R38	8	
8	507085010	NUT-HEXFLNG LOCK, M10-1.50,10.9,YZ,D6927	5	
9	507611020	SCREW-HFS,M8-1.25X20,10.9,YZ,D6921,FT	9	
10	507612025	SCREW-HFS,M10-1.50X25,10.9,YZ,ANSI,B18.2.3.9M,FT	1	
11	508476065	SCREW-HCS,M10-1.50X65,10.9,YZ,ISO4014,PT	4	

Provided for Free by Trenchwell.com
Shop Aftermarket Parts

Breakdown - Engine Domestic (1 of 2)

Fig 09-01T01

* Under warranty, these individual parts and/or assemblies must be ordered through your local engine service center and replaced by a certified engine technician. Any work performed by a non-certified technician may void engine warranty.



Breakdown - Engine Domestic (1 of 2)

Fig 09-01T01

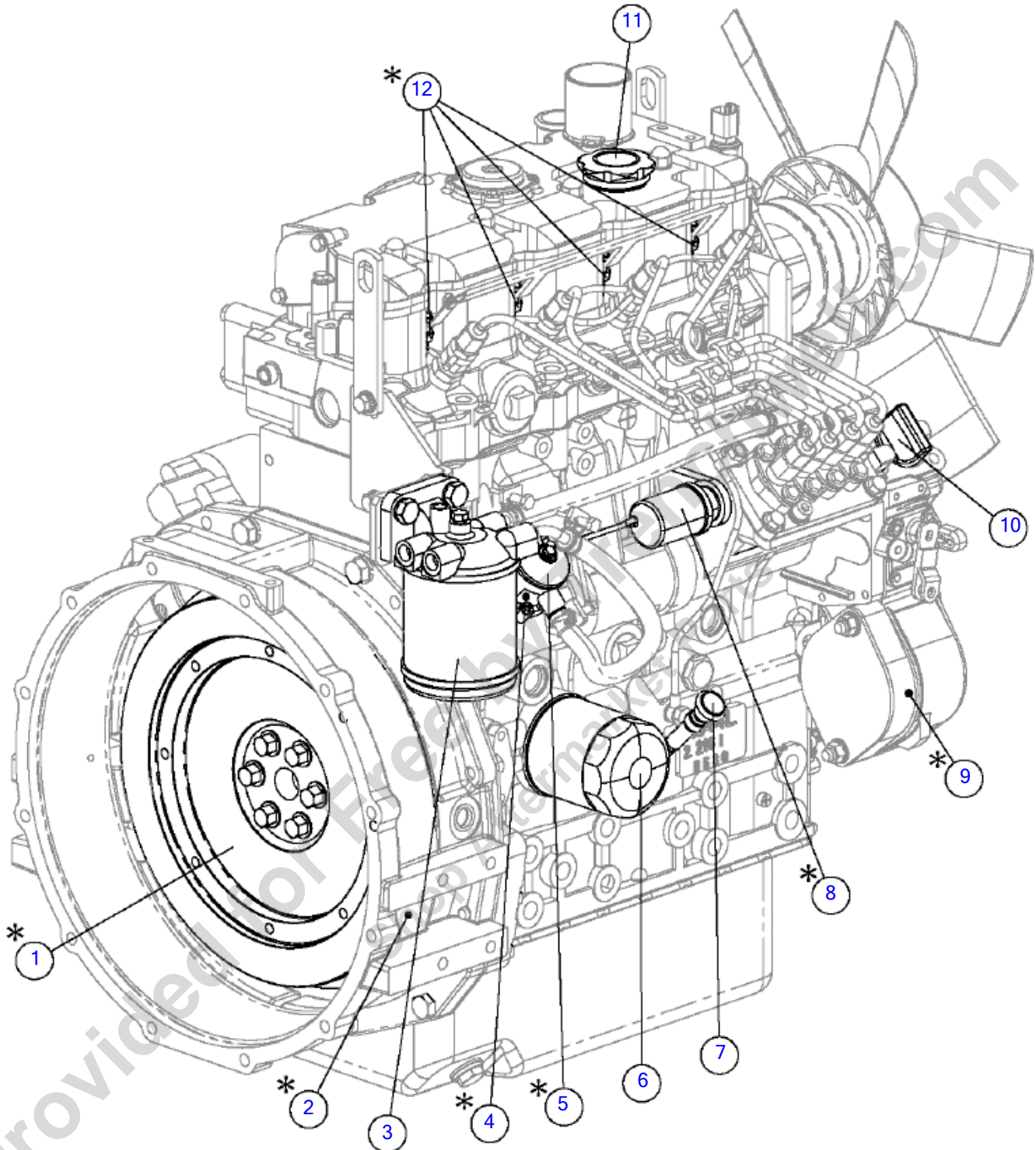
REF NO.	PART NO.	DESCRIPTION	QTY.	REMARKS
1	296474148	GASKET-THERMOSTAT	1	Certified Technician Required. Not Shown.
2	180028977	THERMOSTAT	1	Certified Technician Required. Not Shown.
3	296474146	WATER PUMP	1	Certified Technician Required.
4	296474154	PULLEY-WATER PUMP	1	Certified Technician Required.
5	180028949	FAN EXTENSION	1	Certified Technician Required.
6	180006981	FAN BLADE	1	Certified Technician Required.
7	180006985	PULLEY-CRANKSHAFT	1	Certified Technician Required.
8	296474142	BELT-ALTERNATOR	1	Certified Technician Required.
9	296474145	ALTERNATOR	1	Certified Technician Required.
10	296474144	STARTER	1	Certified Technician Required.
	180023700	ENGINE-CAT 2.2 NA DIESEL (DOMESTIC FLEX)	A/R	Includes Ref. #'s 1-10.
	180023701	ENGINE-CAT 2.2 NA DIESEL (EUROPEAN FLEX)	A/R	Includes Ref. #'s 1-10.

Provided for Free by Trenchwell.com
Shop Aftermarket Parts

Breakdown - Engine Domestic (2 of 2)

Fig 09-01T02

* Under warranty, these individual parts and/or assemblies must be ordered through your local engine service center and replaced by a certified engine technician. Any work performed by a non-certified technician may void engine warranty.



Breakdown - Engine Domestic (2 of 2)

Fig 09-01T02

REF NO.	PART NO.	DESCRIPTION	QTY.	REMARKS
1	296474149	FLYWHEEL	1	Certified Technician Required.
2	296474150	RING GEAR	1	Certified Technician Required. Not Shown.
3	15340001	ELEMENT FUEL FILTER	1	
4	296474141	FILTER-FUEL PRIMARY	1	Certified Technician Required. Not Shown.
5	180017143	ELECTRIC FUEL PUMP	1	Certified Technician Required.
6	180006987	ELEMENT-OIL FILTER	1	
7	180006988	DIPSTICK	1	
8	296474147	SOLENOID-FUEL SHUT-OFF	1	Certified Technician Required.
9	296474151	O-RING -AUXILIARY PUMP	1	Certified Technician Required.
10	296474152	CAP-OIL FILL	1	
11	296474153	CAP-OIL FILL (VALVE COVER)	1	
12	296474143	GLOW PLUG	4	Certified Technician Required.
	180023700	ENGINE-CAT 2.2 NA DIESEL (DOMESTIC FLEX)	A/R	Includes Ref. #'s 1-12.
	180023701	ENGINE-CAT 2.2 NA DIESEL (EUROPEAN FLEX)	A/R	Includes Ref. #'s 1-12.

Provided for Free by Trenchwell.com
Shop Aftermarket Parts

Engine & Mount - Euro

Fig 09-02

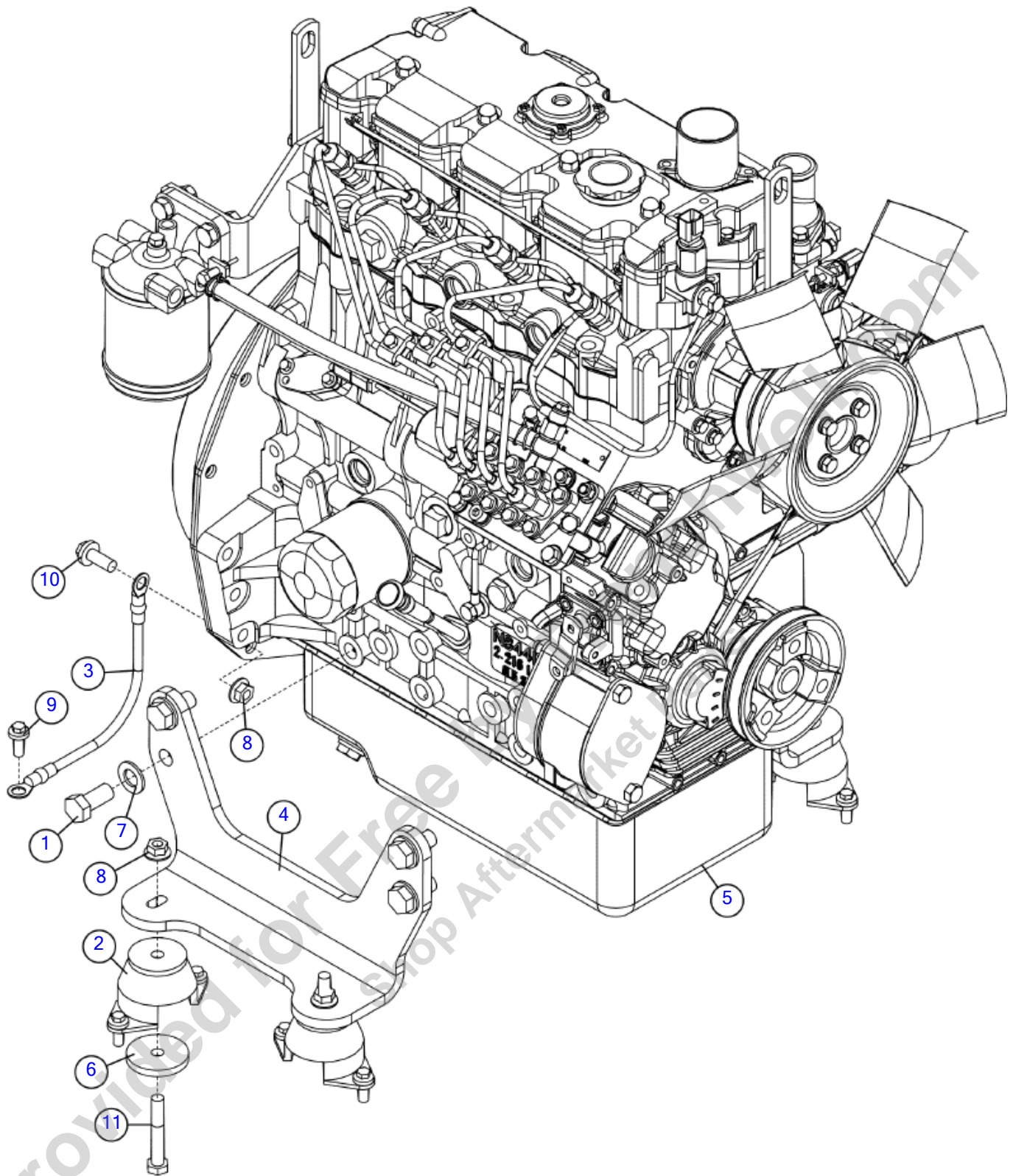


Illustration No: 163674769- Not For Ordering

Engine & Mount - Euro

Fig 09-02

REF NO.	PART NO.	DESCRIPTION	QTY.	REMARKS
1	111743001	SCREW - HCS M14 1.50X30 8.8 ZP D961 FT	8	
2	153890001	MOUNT - ENGINE	4	
3	153896001	CABLE - GROUND 6 GA E-E 10"	1	
4	163627863	MOUNT - ENGINE - 49 HP	2	
5	180023701	ENGINE-CAT 2.2 NA DIESEL (EUROPEAN FLEX)	1	Breakdown Fig. 9-1T01 & 9-1T02
6	18150001	SLUG-2 DIA.-1/4"	4	
7	240058001	WASHER-FLATHARD-M14-15.5X28.0-2.4-YZ-R38	8	
8	507085010	NUT-HEXFLNG LOCK, M10-1.50,10.9,YZ,D6927	5	
9	507611020	SCREW-HFS,M8-1.25X20,10.9,YZ,D6921,FT	9	
10	507612025	SCREW-HFS,M10-1.50X25,10.9,YZ,ANSI,B18.2.3.9M,FT	1	
11	508476065	SCREW-HCS,M10-1.50X65,10.9,YZ,ISO4014,PT	4	

Provided for Free by Trenchwell.com
Shop Aftermarket Parts

Breakdown - Engine

Fig 09-02T01

**FIGURE REMOVED
DUE TO
NO LONGER IN
PRODUCTION**

Breakdown - Engine

Fig 09-02T01

REF NO.	PART NO.	DESCRIPTION	QTY.	REMARKS
		Figure Removed	A/R	

Provided for Free by Trenchwell.com
Shop Aftermarket Parts

Engine Accessories (SN 19200-19634)

Fig 09-03

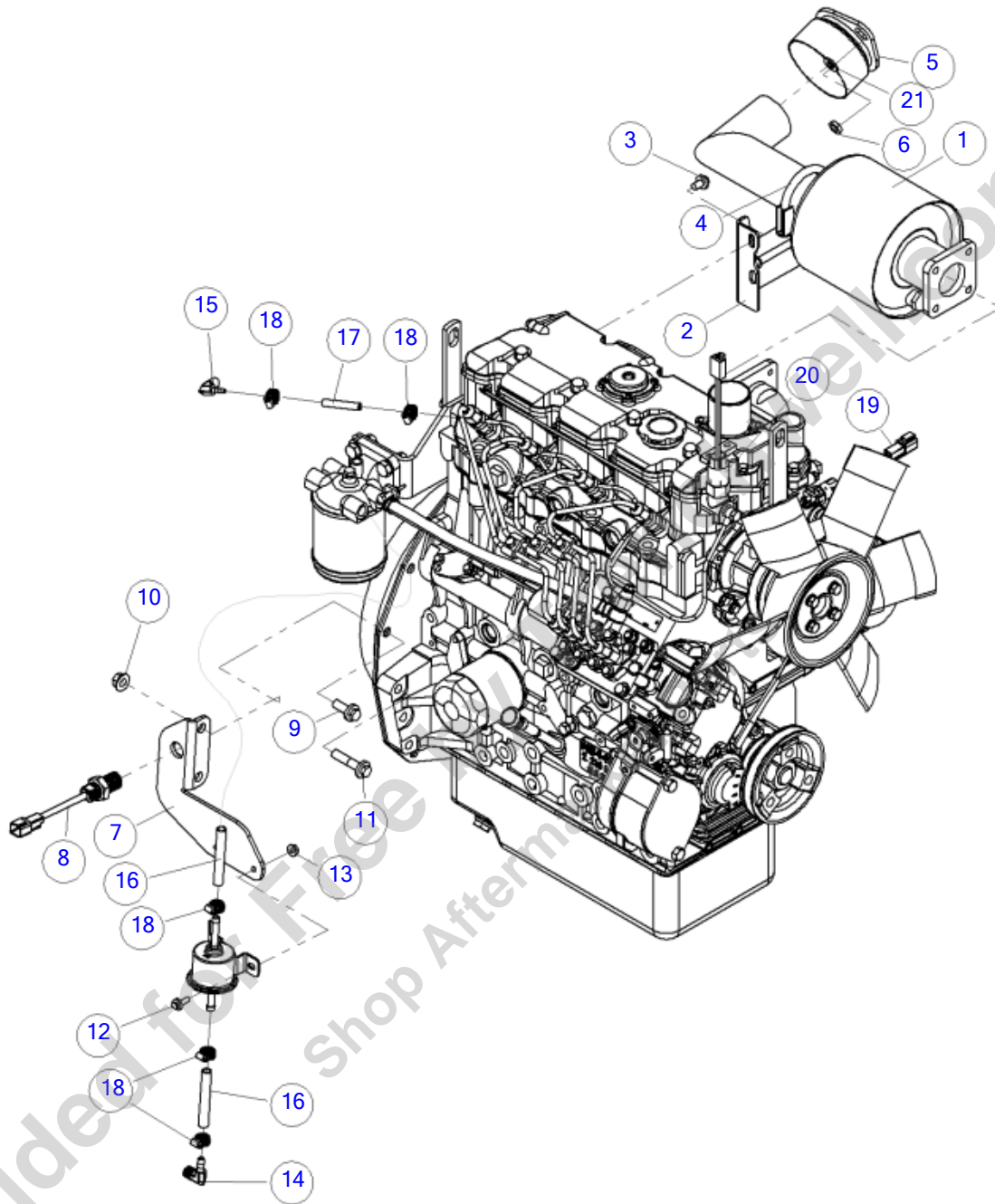


Illustration No: 163672180 - Not For Ordering

Engine Accessories (SN 19200-19634)

Fig 09-03

REF NO.	PART NO.	DESCRIPTION	QTY.	REMARKS
1	163672450	EXHAUST-SPARK ARRESTOR DONALDSON	1	
2	163672452	BRACKET-MUFFLER MOUNT	1	
3	507611012	SCREW HFS M8 1.25 X 12 10.9 YZ D6921 FT	2	
4	154678001	MUFFLER CLAMP - 3/8 X 16 - 2 1/4	1	
5	163672140	PORT-EXHAUST	1	
6	61656001	NUT-HEX M10-1.50 CL8 YZ D934	2	
7	163672144	MOUNT-MAG PICKUP	1	
8	163646653	MAGNETIC PICK UP - 18MM	1	
9	507612025	SCREW-HFS,M10-1.50X25,10.9,YZ,ANSI,B18.2.3.9M,FT	1	
10	507085010	NUT-HEXFLNG LOCK, M10-1.50,10.9,YZ,D6927	2	
11	507612045	SCREW-HFS,M10-1.50X45,10.9,YZ,ANSI,B18.2.3.9M,PT	1	
12	507610016	SCREW-HFS,M6-1.00X16,10.9,YZ,D6921,FT	2	
13	507085006	NUT-HEXFLNG LOCK,M6-1.00,10.9,YZ,D6927	2	
14	602037001	FITTING -1/4 PIPE 5/16 BARB 90	1	
15	163672409	FITTING-90-3MHB-4MNPT-BR	1	
16	620001	HOSE - 5/16 FUEL LINE	A/R	Qty 1 = 1 Ft.
17	4247001	HOSE-3/16"LP	A/R	Qty 1 = 1 Ft.
18	1578001	HOSE CLAMP - WORM GEAR - 1/4" - 5/8"	6	
19	163672245	SWITCH-TEMP-NC-230 DEG RISE -DEUTSCH DT	1	
20	163672246	SWITCH-OIL PRES.-NO-5 PSI FALL-DEUTSCH DT	1	
21	506046010	WASHER-FLAT,M10,YZ,D125A	2	

Engine Accessories (SN 19635-25208)

Fig 09-03R01

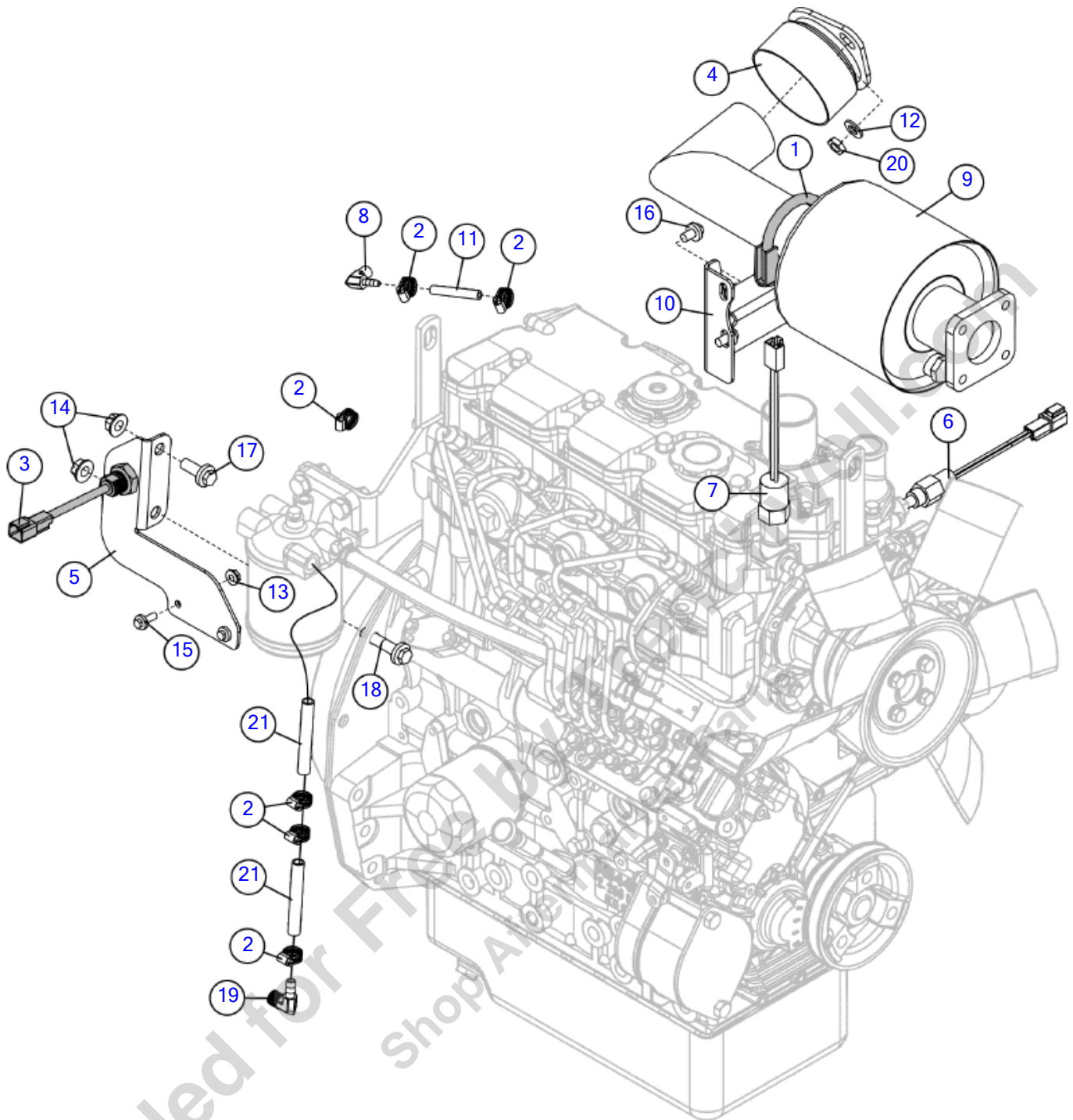


Illustration No: 163672180- Not For Ordering

Engine Accessories (SN 19635-25208)

Fig 09-03R01

REF NO.	PART NO.	DESCRIPTION	QTY.	REMARKS
1	154678001	MUFFLER CLAMP - 3/8 X 16 - 2 1/4	1	
2	1578001	HOSE CLAMP - WORM GEAR - 1/4" - 5/8"	6	
3	163646653	MAGNETIC PICK UP - 18MM	1	
4	163672140	PORT-EXHAUST	1	
5	163672144	MOUNT-MAG PICKUP	1	
6	163672245	SWITCH-TEMP-NC-230 DEG RISE -DEUTSCH DT	1	
7	163672246	SWITCH-OIL PRES.-NO-5 PSI FALL-DEUTSCH DT	1	
8	163672409	FITTING-90-3MHB-4MNPT-BR	1	
9	163672450	EXHAUST-SPARK ARRESTOR DONALDSON	1	
	180029124	GASKET	1	
10	163672452	BRACKET-MUFFLER MOUNT	1	
11	4247001	HOSE-3/16"LP	1	
12	506046010	WASHER-FLAT,M10,YZ,D125A	2	
13	507085006	NUT-HEXFLNG LOCK,M6-1.00,10.9,YZ,D6927	2	
14	507085010	NUT-HEXFLNG LOCK, M10-1.50,10.9,YZ,D6927	2	
15	507610016	SCREW-HFS,M6-1.00X16,10.9,YZ,D6921,FT	2	
16	507611012	SCREW HFS M8 1.25 X 12 10.9 YZ D6921 FT	2	
17	507612025	SCREW-HFS,M10-1.50X25,10.9,YZ,ANSI,B18.2.3.9M,FT	1	
18	507612045	SCREW-HFS,M10-1.50X45,10.9,YZ,ANSI,B18.2.3.9M,PT	1	
19	602037001	FITTING -1/4 PIPE 5/16 BARB 90	1	
20	61656001	NUT-HEX M10-1.50 CL8 YZ D934	2	
21	620001	HOSE - 5/16 FUEL LINE	2	

Engine Accessories (SN 25209-)

Fig 09-03R02

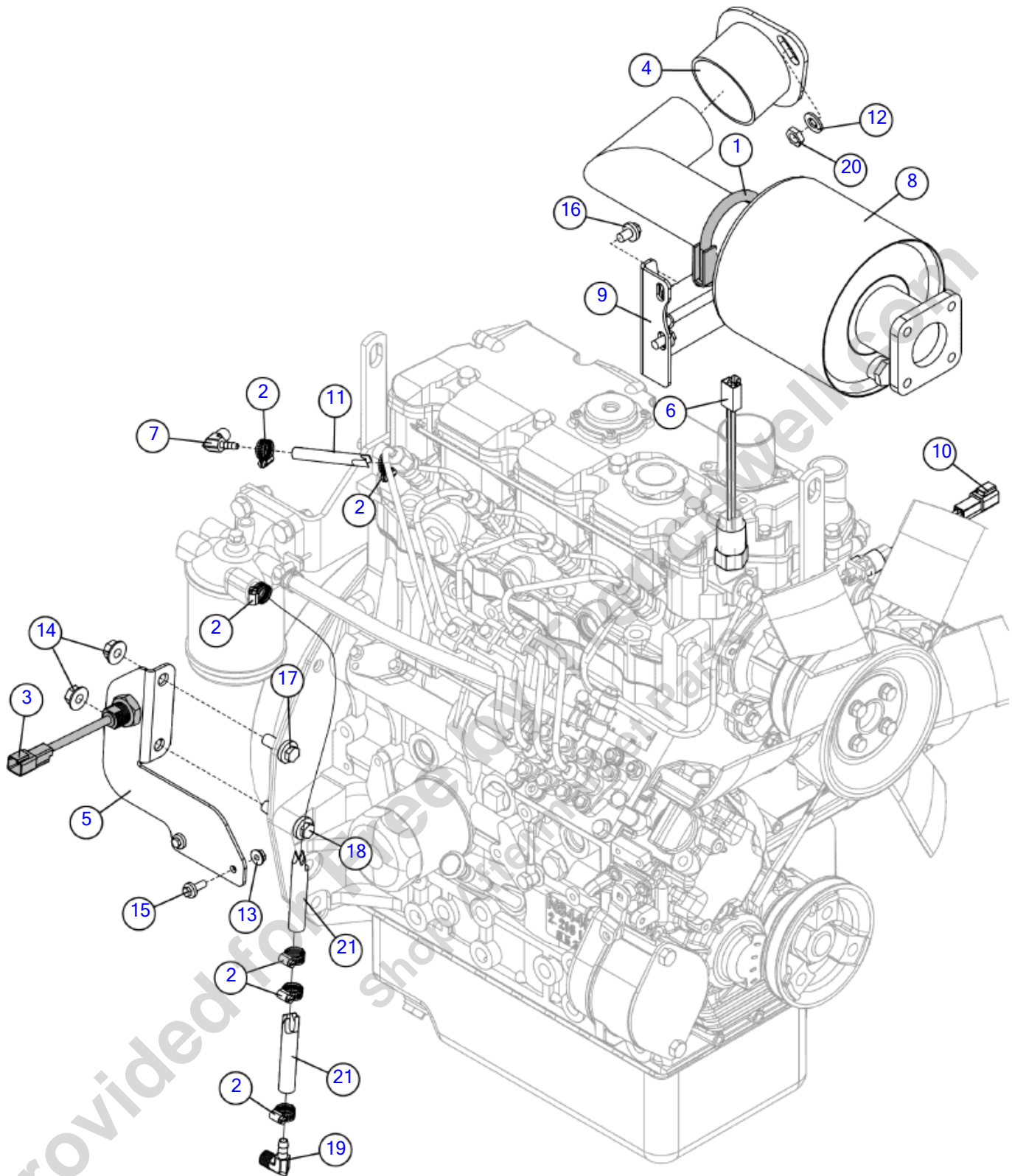


Illustration No: 163672180- Not For Ordering

Engine Accessories (SN 25209-)

Fig 09-03R02

REF NO.	PART NO.	DESCRIPTION	QTY.	REMARKS
1	154678001	MUFFLER CLAMP - 3/8 X 16 - 2 1/4	1	
2	1578001	HOSE CLAMP - WORM GEAR - 1/4" - 5/8"	6	
3	163646653	MAGNETIC PICK UP - 18MM	1	
4	163672140	PORT-EXHAUST	1	
5	163672144	MOUNT-MAG PICKUP	1	
6	163672246	SWITCH-OIL PRES.-NO-5 PSI FALL-DEUTSCH DT	1	
7	163672409	FITTING-90-3MHB-4MNPT-BR	1	
8	163672450	EXHAUST-SPARK ARRESTOR DONALDSON	1	
	180029124	GASKET	1	
9	163672452	BRACKET-MUFFLER MOUNT	1	
10	163749541	SWITCH-TEMP-NC-230 DEG RISE-DEUSTCH DT 3/8NPT	1	
11	635200003	HOSE - 3/16 ID FUEL LINE	1	
12	506046010	WASHER-FLAT,M10,YZ,D125A	2	
13	507085006	NUT-HEXFLNG LOCK,M6-1.00,10.9,YZ,D6927	2	
14	507085010	NUT-HEXFLNG LOCK, M10-1.50,10.9,YZ,D6927	2	
15	507610016	SCREW-HFS,M6-1.00X16,10.9,YZ,D6921,FT	2	
16	507611012	SCREW HFS M8 1.25 X 12 10.9 YZ D6921 FT	2	
17	507612025	SCREW-HFS,M10-1.50X25,10.9,YZ,ANSI,B18.2.3.9M,FT	1	
18	507612045	SCREW-HFS,M10-1.50X45,10.9,YZ,ANSI,B18.2.3.9M,PT	1	
19	602037001	FITTING -1/4 PIPE 5/16 BARB 90	1	
20	61656001	NUT-HEX M10-1.50 CL8 YZ D934	2	
21	635200005	HOSE - 5/16 ID EVAP COMPLIANT FUEL	2	

Air Cleaner
Fig 09-04

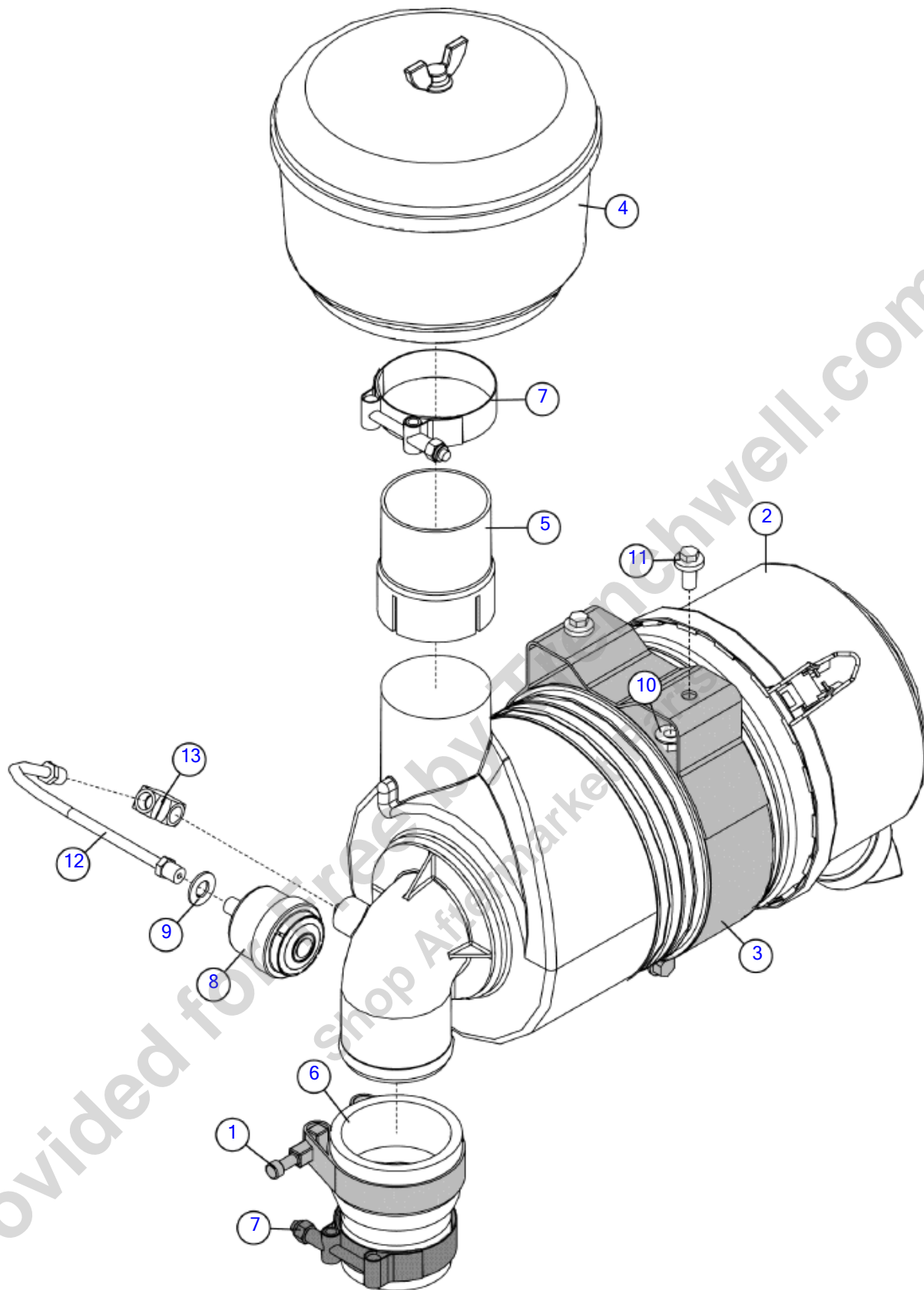


Illustration No: 163672181- Not For Ordering

Air Cleaner
Fig 09-04

REF NO.	PART NO.	DESCRIPTION	QTY.	REMARKS
1	101514001	CLAMP-3IN. T-BOLT	1	
2	143036001	AIR CLEANER - 6in, 90 DEG OUTLET	1	Breakdown Fig. 9-4T01
3	143055001	BAND , MOUNTING - AIR CLEANER	1	
4		AIR PRE CLEANER - 2.5" INTAKE	1	NSS
5	163663517	TUBE-AIR CLEANER	1	
6	163672234	ADAPTER-RUBBER-2.0" X 2.5" X 3.5" LENGTH	1	
7	180011644	CLAMP 2in T BAR	2	
8	180013106	INDICATOR-AIR FILTER	1	
		FITTING - 1/8 - 27 NPT W/FILTER	1	NSS
9	235713001	WASHER - FLATSTRL - .38 - .41 X .81 - .06-YA-A325	1	
10	507085008	NUT-HEXFLNG LOCK,M8-1.25,10.9,YZ,D6927	2	
11	507611016	SCREW-HFS,M8-1.25X16,10.9,YZ,D6921,FT	2	
12	59245011	HOSE-1/8MX1/8M-10 (100R7)	1	
13	93393001	FITTING-1/8"X90 DEG.ELBOW	1	

Provided for Free by Trenchwell.com
 Shop Aftermarket Parts

Breakdown - Air Cleaner

Fig 09-04T01

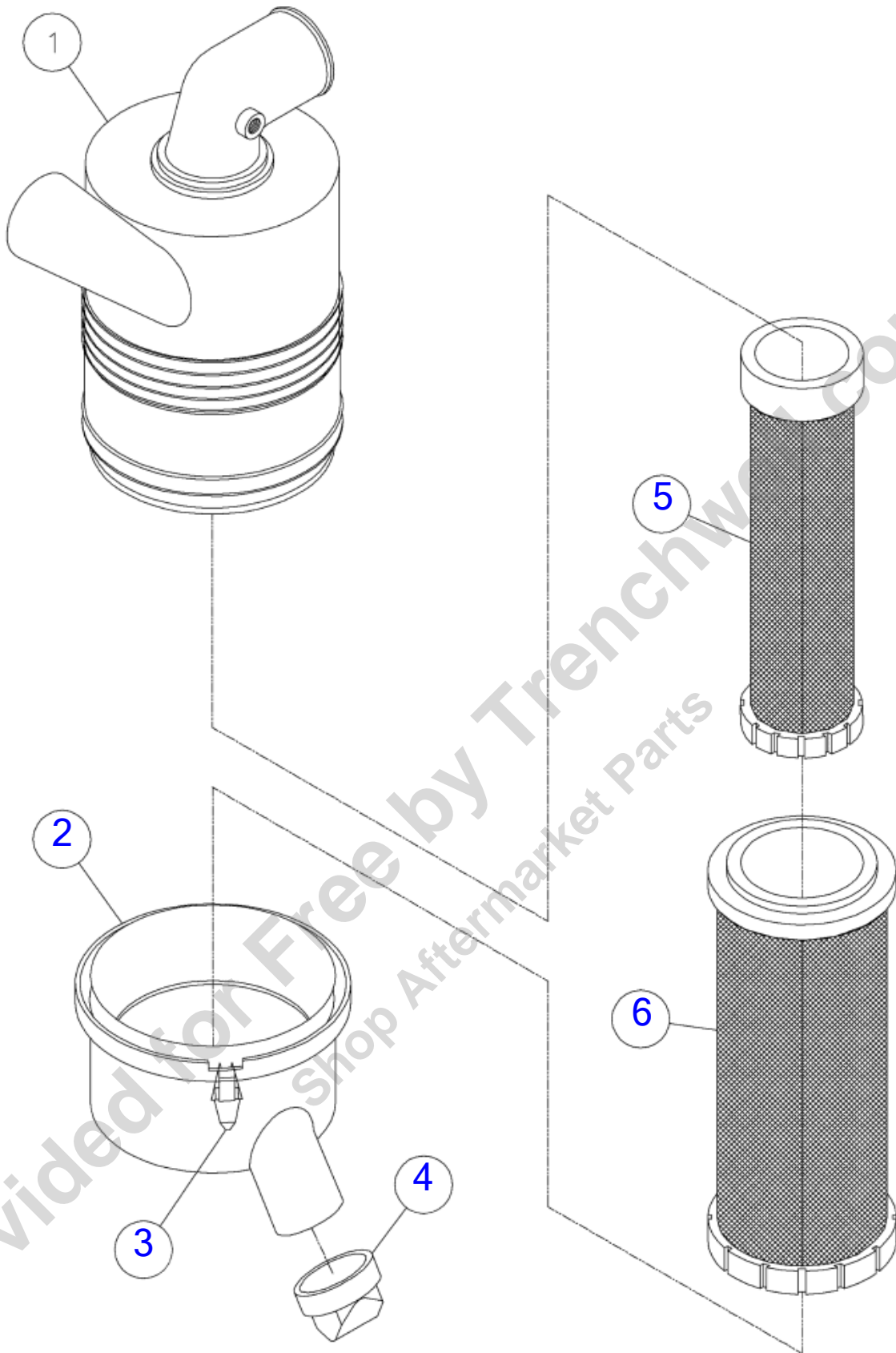


Illustration No. 143036001- Not For Ordering

Breakdown - Air Cleaner

Fig 09-04T01

REF NO.	PART NO.	DESCRIPTION	QTY.	REMARKS
1	143036001	AIR CLEANER - 6in, 90 DEG OUTLET	1	
1	(151942001)	BODY - AIR INTAKE	1	
2	151943001	COVER - AIR INTAKE	1	
3	224285013	LATCH ASSEMBLY	1	
4	220166009	VALVE	1	
5	151940001	FILTER - SAFETY	1	
6	151941001	FILTER - PRIMARY	1	
	143036001	AIR CLEANER - 6in, 90 DEG OUTLET	A/R	Includes Ref. #'s 1-6

Provided for Free by Trenchwell.com
Shop Aftermarket Parts

Radiator
Fig 09-05

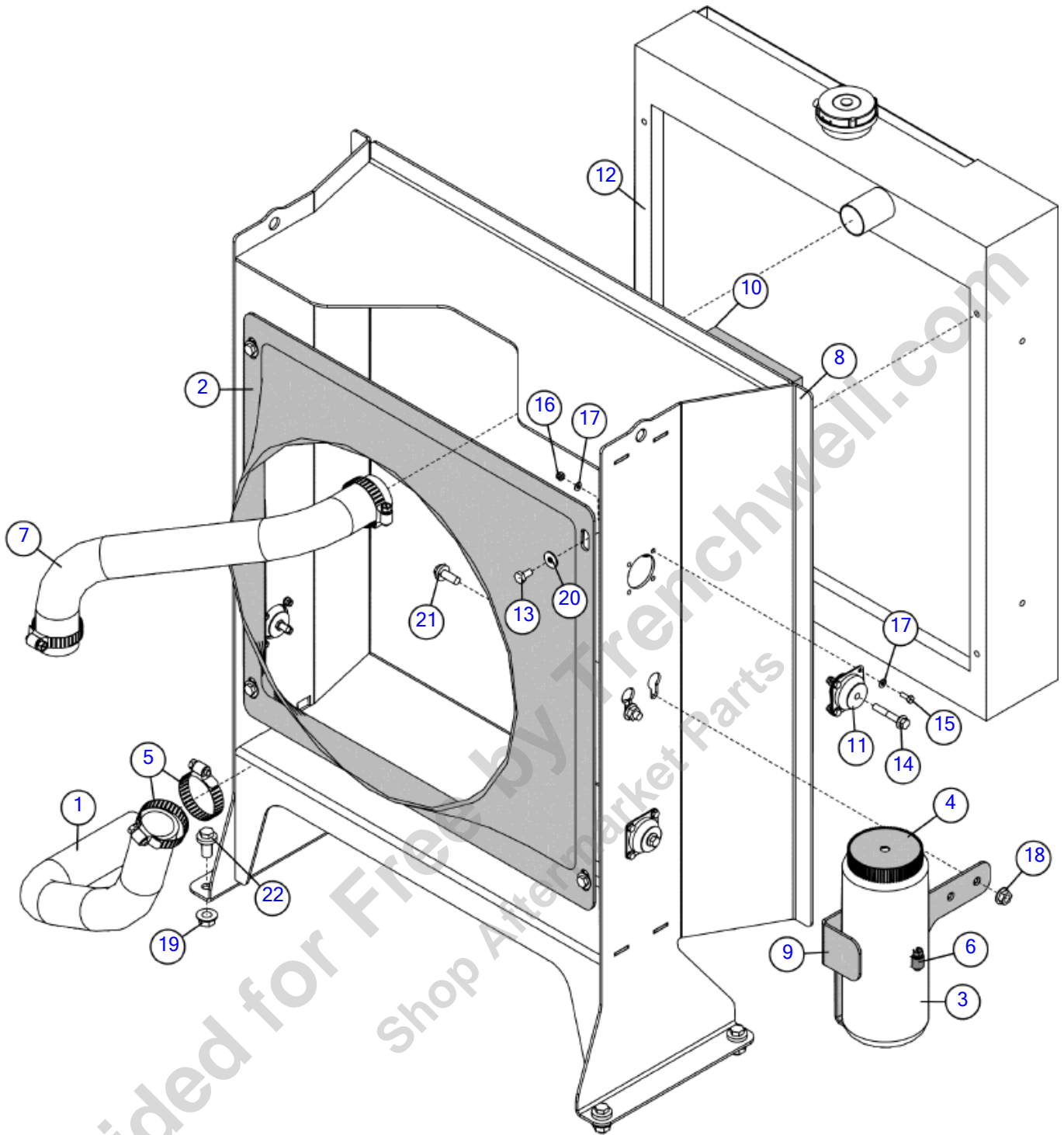


Illustration No: 163672174- Not For Ordering

Radiator

Fig 09-05

REF NO.	PART NO.	DESCRIPTION	QTY.	REMARKS
1	118228001	HOSE-LOWER RADIATOR 1.38 ID	1	
2	143009001	SHROUD ENGINE FAN	1	
3	149002001	BOTTLE - 32 OZ. COOL. REC. HDPE	1	
4	149003001	CAP - COOL. REC. BOTTLE P.E.	1	
5	1580007	HOSE CLAMP - 1 1/2"	4	
6	1580015	HOSE CLAMP - WORM GEAR - 2 9/16" - 3 1/2"	1	
7	163621091	HOSE - RADIATOR - UPPER	1	
8	163672171	MOUNT - LOW HP RADIATOR	1	
9	163672173	HOLDER - COOLANT BOTTLE	1	
10	163677893	FOAM 1/2 X 3/4 BULK ROLL	A/R	P/N Qty. Of 1 = 1 Foot
11	163677979	MOUNT - ISOLATOR 4 BOLT SILICONE 50 LB	4	
12	180008816	RADIATOR - 20.12 X 23.50 - PLUS CAP 13PSI	1	
	163621940	RADIATOR CAP - 13 PSI CLOSED SYSTEM	1	
13	350004	BOLT - 1/4-20X1/2 HHCS GR5 PLATED	4	
14	4473014	BOLT - 1/4-20X1 1/2 FLG WHIZ	4	
15	506029012	SCREW-HCS,M4-.70X12,8.8,YZ,D933,FT	16	
16	506043004	NUT-HEX,NYL,M4 -.70,YZ,D985	16	
17	506046004	WASHER-FLAT,M4 ,YZ,D125A	32	
18	507085008	NUT-HEXFLNG LOCK,M8-1.25,10.9,YZ,D6927	2	
19	507085010	NUT-HEXFLNG LOCK, M10-1.50,10.9,YZ,D6927	4	
20	507086006	WASHER-FLAT,M6, LARGE RIM, DIN9021	4	
21	507611020	SCREW-HFS,M8-1.25X20,10.9,YZ,D6921,FT	2	
22	507612020	SCREW-HFS,M10-1.50X20,10.9,YZ,ANSI,B18.2.3.9M,FT	4	

Throttle

Fig 09-06

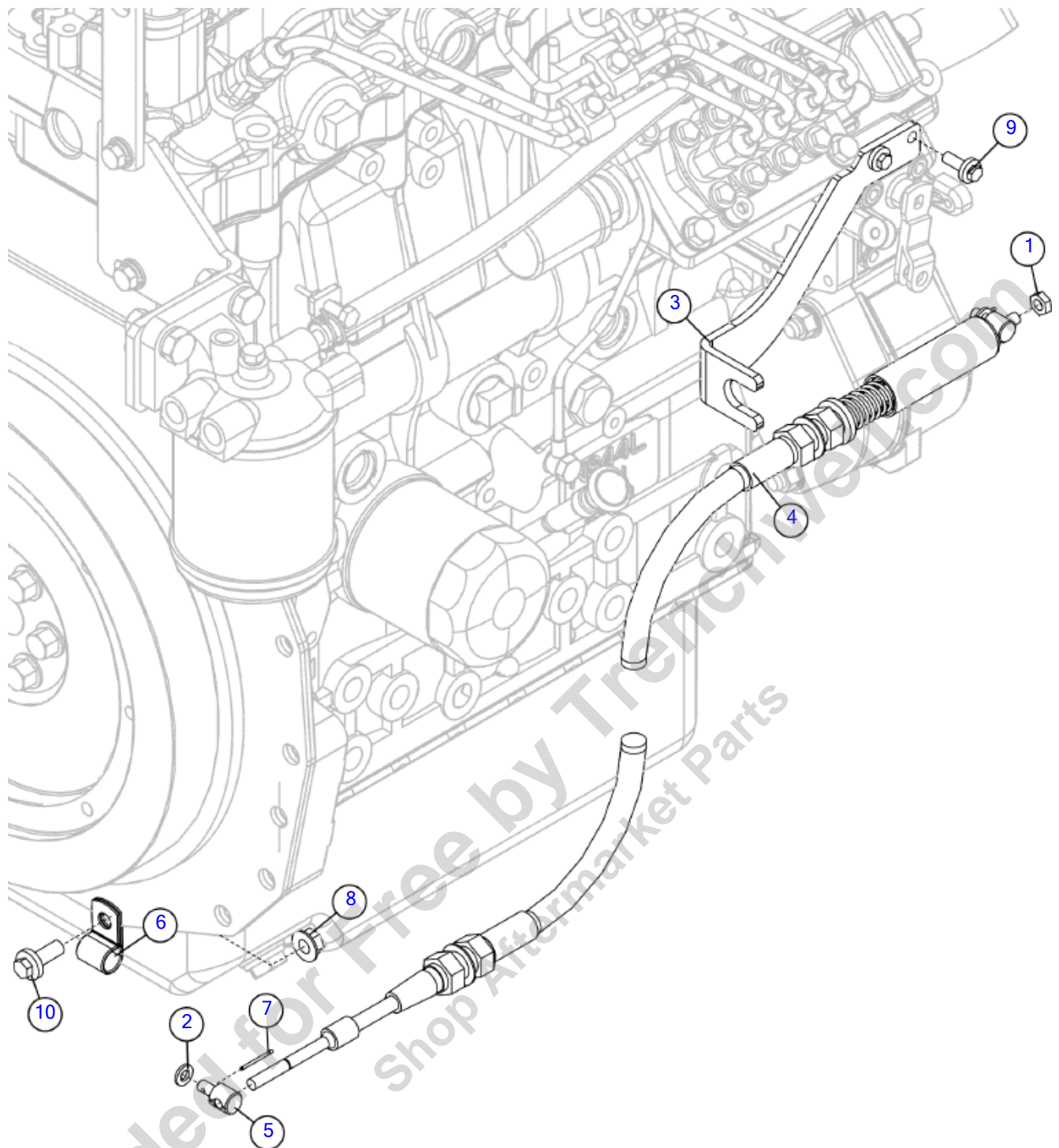


Illustration No: 163672178- Not For Ordering

Throttle
Fig 09-06

REF NO.	PART NO.	DESCRIPTION	QTY.	REMARKS
1	14881001	NUT-1/4-28 NF HEX JAM	1	
2	15694001	WASHER-#6M FLAT	2	
3	163672159	MOUNT - THROTTLE CABLE	1	
4	163672235	CABLE - 56in THROTTLE W/SPRING	1	
5	180008105	CABLE PIVOT - 1/4-28, 1/4PIN, 1/4MT	2	
6	2595001	HOSE CLAMP - TS7FR 1/2"	1	
7	504664001	PIN-COTTER 1/16 X 3/4	2	
8	507085008	NUT-HEXFLNG LOCK,M8-1.25,10.9,YZ,D6927	1	
9	507610016	SCREW-HFS,M6-1.00X16,10.9,YZ,D6921,FT	2	
10	507611020	SCREW-HFS,M8-1.25X20,10.9,YZ,D6921,FT	1	

Provided for Free by Trenchwell.com
 Shop Aftermarket Parts

Throttle - LHC

Fig 09-07

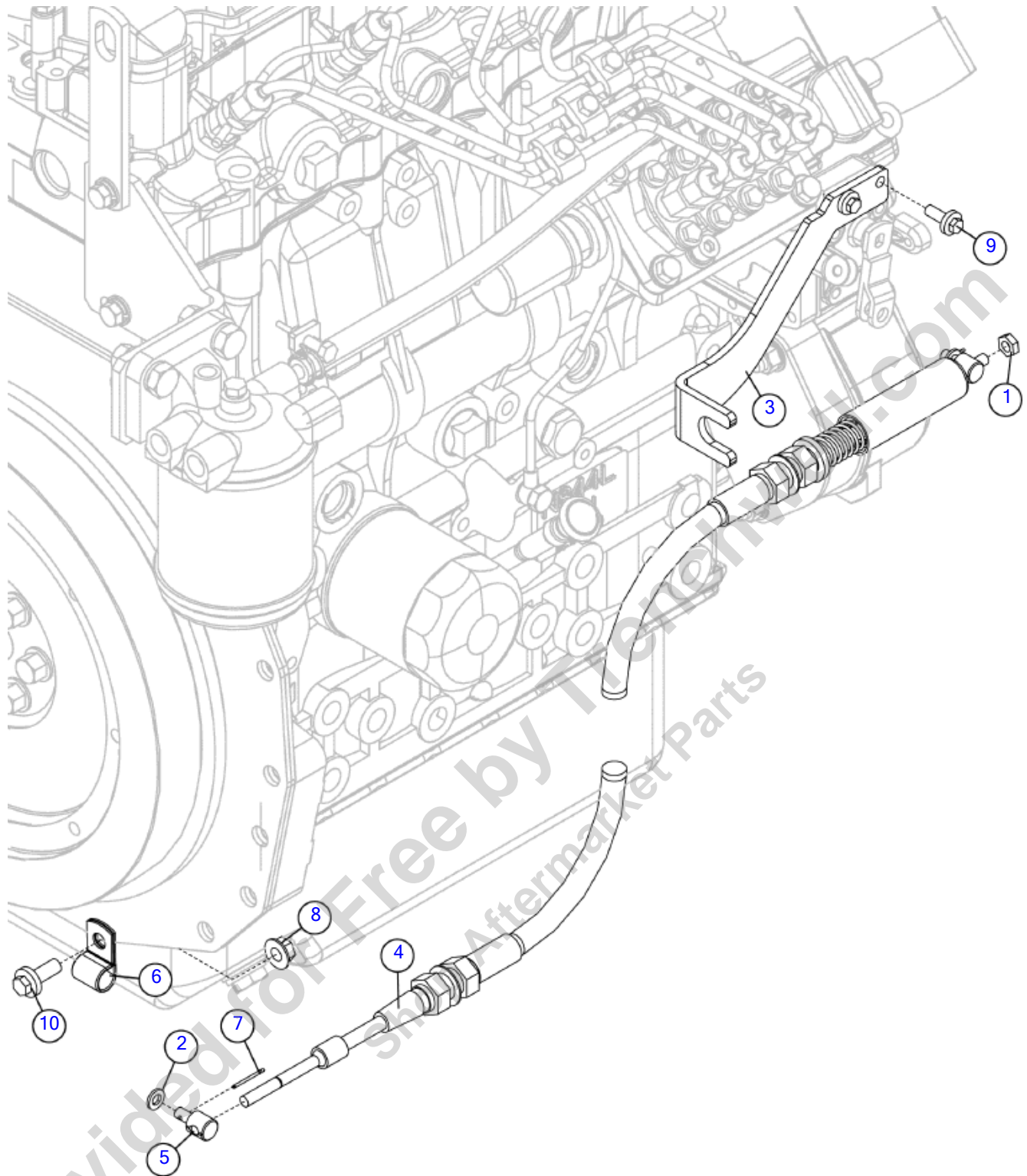


Illustration No: 163672411- Not For Ordering


Throttle - LHC

Fig 09-07

REF NO.	PART NO.	DESCRIPTION	QTY.	REMARKS
1	14881001	NUT-1/4-28 NF HEX JAM	1	
2	15694001	WASHER-#6M FLAT	2	
3	163672159	MOUNT - THROTTLE CABLE	1	
4	163672410	CABLE-CONTROL-62"THROTTLE W/SPRING	1	
5	180008105	CABLE PIVOT - 1/4-28, 1/4PIN, 1/4MT	2	
6	2595001	HOSE CLAMP - TS7FR 1/2"	1	
7	504664001	PIN-COTTER 1/16 X 3/4	2	
8	507085008	NUT-HEXFLNG LOCK,M8-1.25,10.9,YZ,D6927	1	
9	507610016	SCREW-HFS,M6-1.00X16,10.9,YZ,D6921,FT	2	
10	507611020	SCREW-HFS,M8-1.25X20,10.9,YZ,D6921,FT	1	

Provided for Free by Trenchwell.com
Shop Aftermarket Parts

Cummins Engine & Accessories



Provided for Free by TrotterSchwell.com
Shop Aftermarket Parts

Cummins Engine & Accessories

Engine & Mounts - Domestic	Fig	10-01
Engine & Mounts - Euro	Fig	10-02
Breakdown - Engine Cummins 74HP T4I/StagelIIB (1 of 2)	Fig	10-02T01
Breakdown - Engine Cummins 74HP T4I/StagelIIB (2 of 2)	Fig	10-02T02
Engine Accessories	Fig	10-03
Air Cleaner	Fig	10-04
Breakdown - Air Cleaner	Fig	10-04T01
Radiator	Fig	10-05
Throttle	Fig	10-06

Provided for Free by Trenchwell.com
Shop Aftermarket Parts

Engine & Mounts - Domestic

Fig 10-01

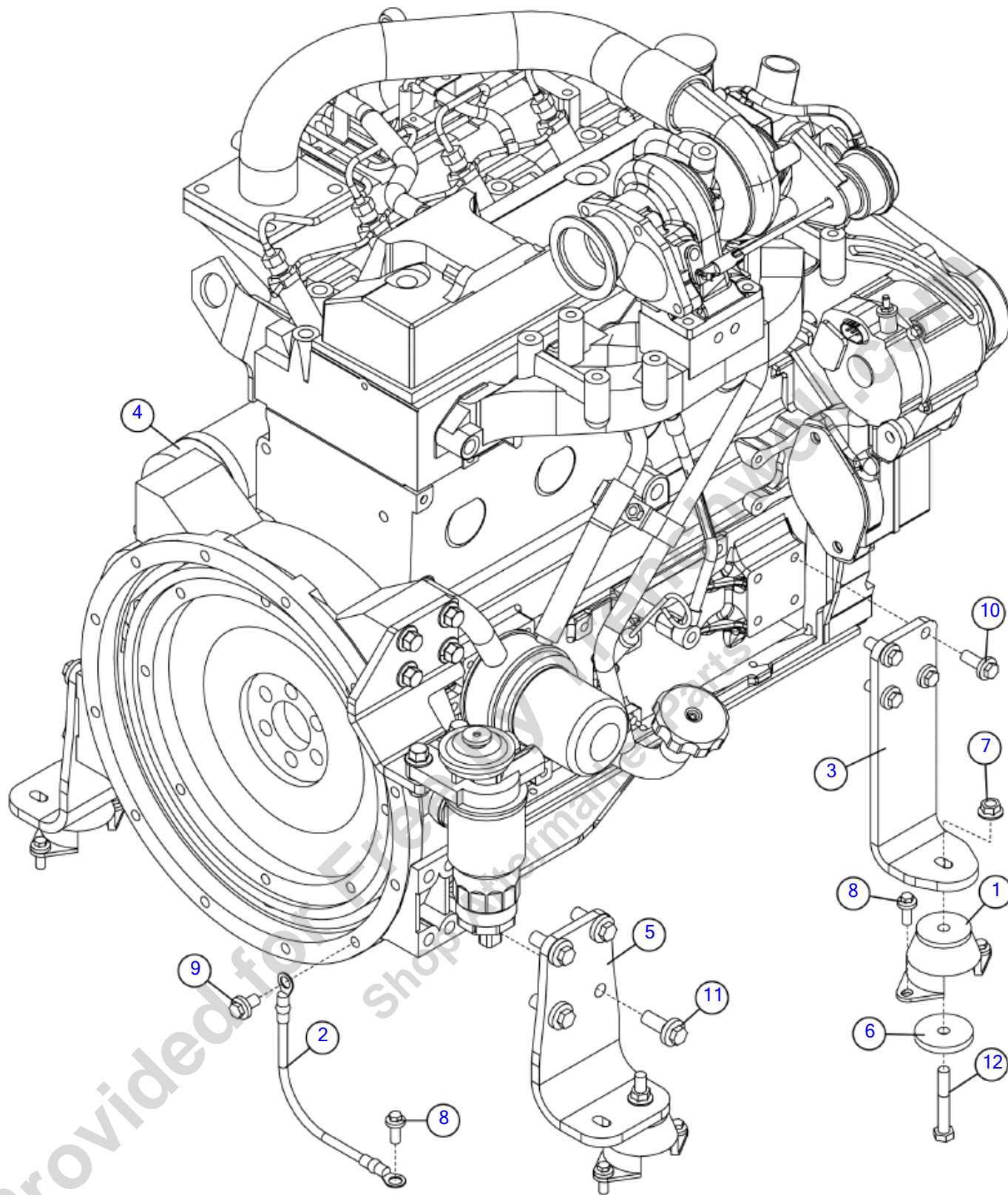


Illustration No: 163674766- Not For Ordering

Engine & Mounts - Domestic

Fig 10-01

REF NO.	PART NO.	DESCRIPTION	QTY.	REMARKS
1	153890001	MOUNT - ENGINE	4	
2	153896001	CABLE - GROUND 6 GA E-E 10"	1	
3	163672153	MOUNT - ENGINE - CUMMINS 85 HP	2	
4	163674664	ENGINE-CUMMINS 74HP 3.3T TIER 4I (DOMESTIC FLEX TA	1	Breakdown Fig. 10-2T01 and 10-2T02
5	180012426	MOUNT - REAR 3.3 ENGINE	2	
6	18150001	SLUG-2 DIA.-1/4"	4	
7	507085010	NUT-HEXFLNG LOCK, M10-1.50,10.9,YZ,D6927	4	
8	507611020	SCREW-HFS,M8-1.25X20,10.9,YZ,D6921,FT	9	
9	507612016	SCREW-HFS,M10-1.50X16,10.9,YZ,ANSI,B18.2.3.9M,FT	1	
10	507612025	SCREW-HFS,M10-1.50X25,10.9,YZ,ANSI,B18.2.3.9M,FT	8	
11	507613030	SCREW-HFS,M12-1.75X30,10.9,YZ,ANSI,B18.2.3.9M,PT	8	
12	508476065	SCREW-HCS,M10-1.50X65,10.9,YZ,ISO4014,PT	4	

Provided for Free by Trenchwell.com
Shop Aftermarket Parts

Engine & Mounts - Euro

Fig 10-02

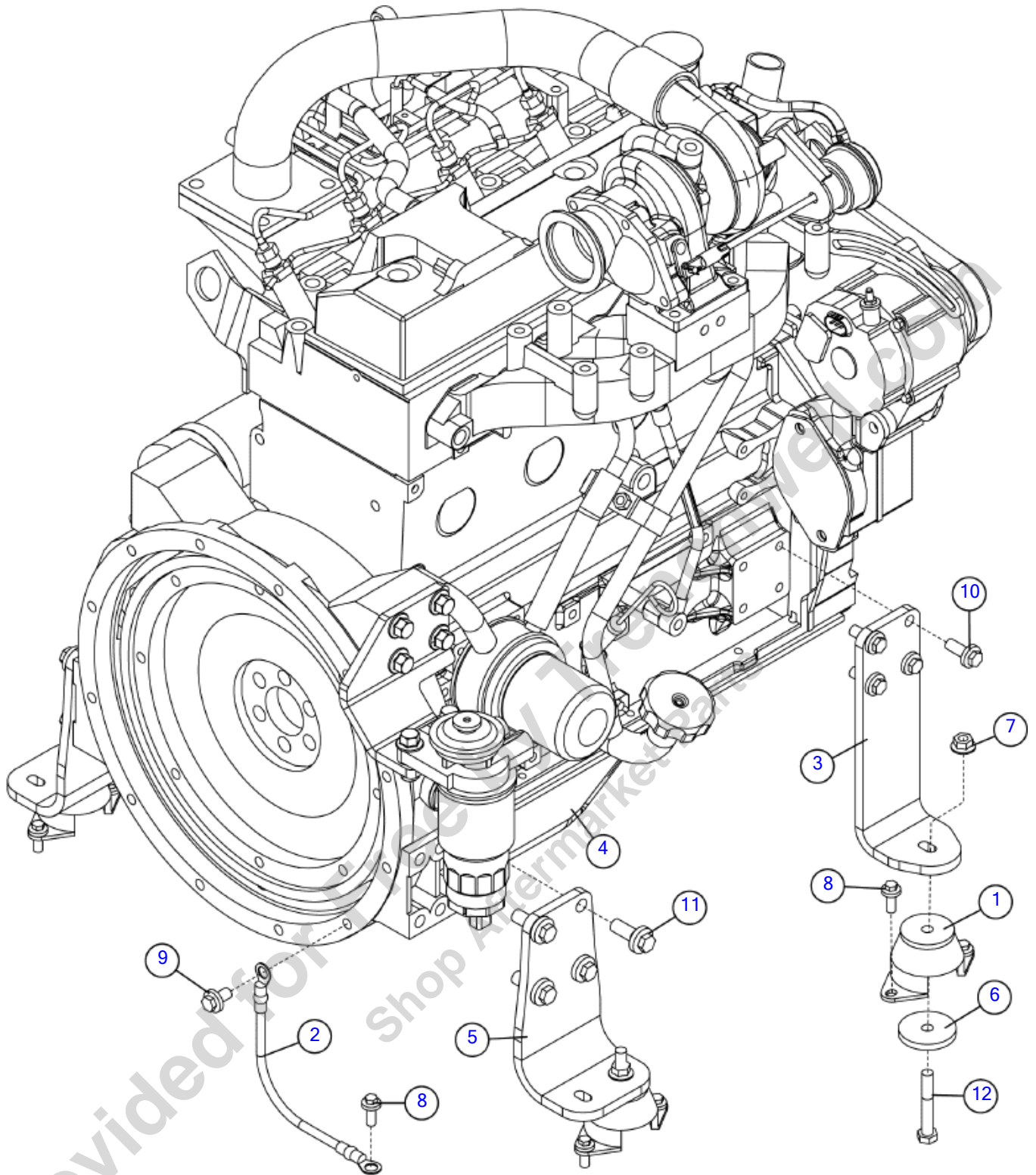


Illustration No: 163674767- Not For Ordering

Engine & Mounts - Euro

Fig 10-02

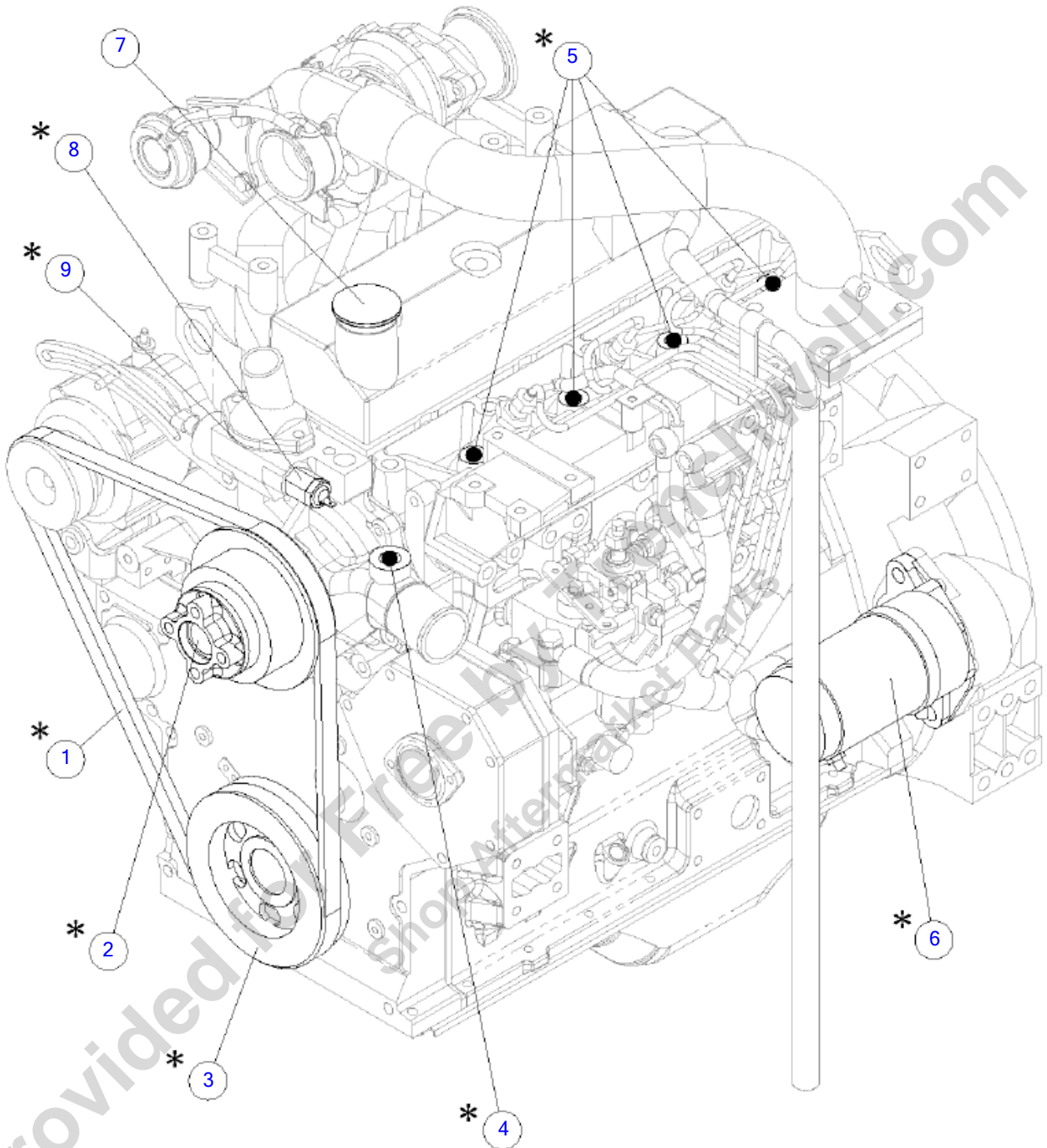
REF NO.	PART NO.	DESCRIPTION	QTY.	REMARKS
1	153890001	MOUNT - ENGINE	4	
2	153896001	CABLE - GROUND 6 GA E-E 10"	1	
3	163672153	MOUNT - ENGINE - CUMMINS 85 HP	2	
4	163674663	ENGINE-CUMMINS 74HP 3.3T TIER 4I (EU FLEX TAG)	1	Breakdown Fig. 10-2T01 and 10-2T02
5	180012426	MOUNT - REAR 3.3 ENGINE	2	
6	18150001	SLUG-2 DIA.-1/4"	4	
7	507085010	NUT-HEXFLNG LOCK, M10-1.50,10.9,YZ,D6927	4	
8	507611020	SCREW-HFS,M8-1.25X20,10.9,YZ,D6921,FT	9	
9	507612016	SCREW-HFS,M10-1.50X16,10.9,YZ,ANSI,B18.2.3.9M,FT	1	
10	507612025	SCREW-HFS,M10-1.50X25,10.9,YZ,ANSI,B18.2.3.9M,FT	8	
11	507613030	SCREW-HFS,M12-1.75X30,10.9,YZ,ANSI,B18.2.3.9M,PT	8	
12	508476065	SCREW-HCS,M10-1.50X65,10.9,YZ,ISO4014,PT	4	

Provided for Free by Trenchwell.com
Shop Aftermarket Parts

Breakdown - Engine Cummins 74HP T4I/StagellIB (1 of 2)

Fig 10-02T01

* Under warranty, these individual parts and/or assemblies must be ordered through your local engine service center and replaced by a certified engine technician. Any work performed by a non-certified technician may void engine warranty.



Breakdown - Engine Cummins 74HP T4I/StagellIB (1 of 2)

Fig 10-02T01

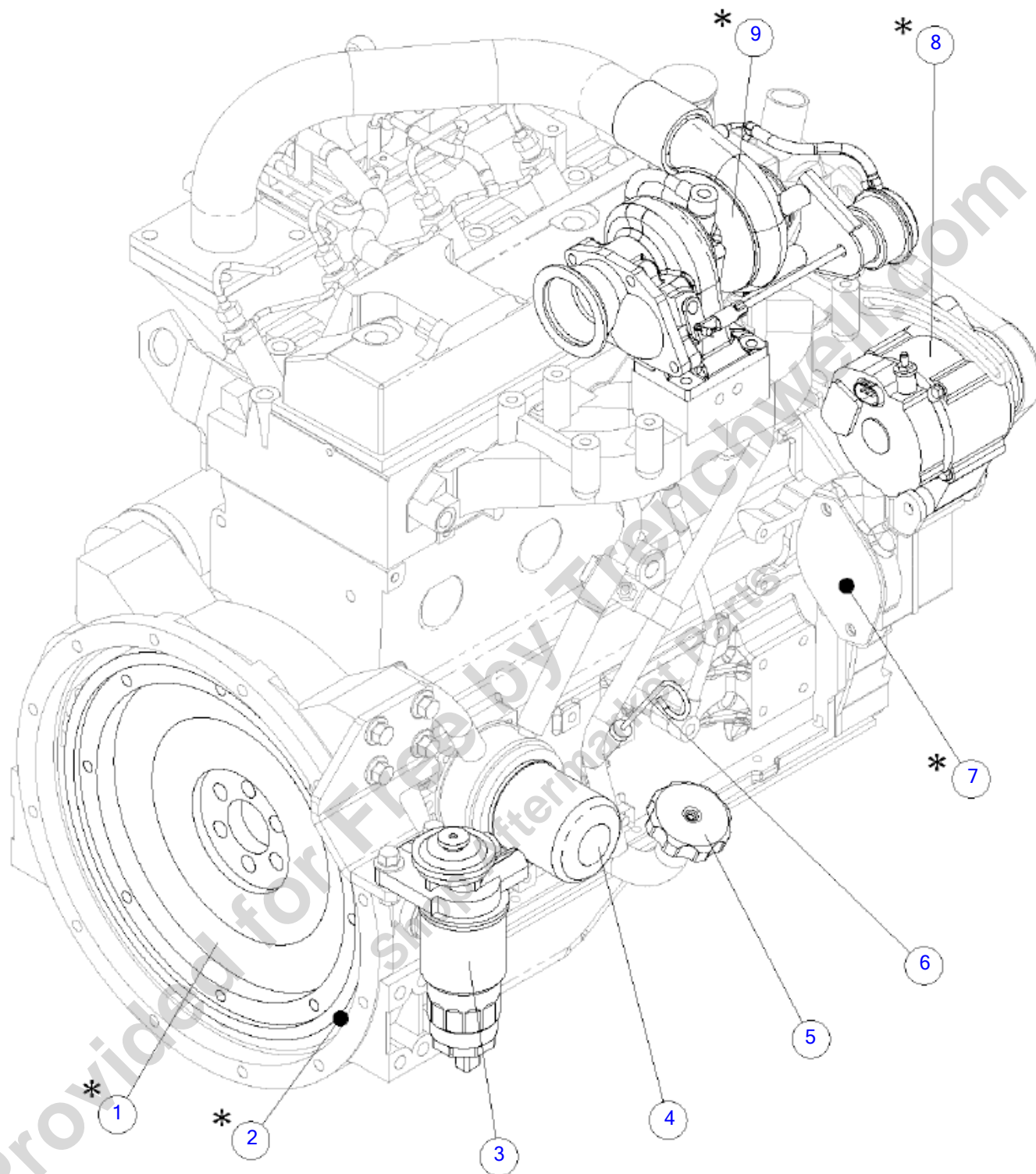
REF NO.	PART NO.	DESCRIPTION	QTY.	REMARKS
1	296332143	BELT	1	Certified Technician Required.
2	296474011	FAN PULLEY	1	Certified Technician Required.
3	180012258	PULLEY - CRANK	1	Certified Technician Required.
3	(296474010)	CRANKSHAFT PULLEY	1	Certified Technician Required.
4	163644807	SENDER-TEMPERATURE	1	Coolant. Certified Technician Required. Not Shown.
5	296474008	GLOW PLUG	4	Certified Technician Required. Not Shown.
6	180012260	STARTER MOTOR, 12V	1	Certified Technician Required.
7	154940001	CAP - OIL FILL	1	
8	296281342	SWITCH - COOLANT TEMP.	1	Coolant. Certified Technician Required.
8	(296325265)	TEMP SWITCH	1	Coolant. Certified Technician Required.
9	154954001	THERMOSTAT	1	Certified Technician Required. Not Shown.
	163674664	ENGINE-CUMMINS 74HP 3.3T TIER 4I (DOMESTIC FLEX TA	A/R	Domestic, Includes Ref. #'s 1-9.
	163674663	ENGINE-CUMMINS 74HP 3.3T TIER 4I (EU FLEX TAG)	A/R	EU, Includes Ref. #'s 1-9.

Provided for Free by Trenchwell.com
Shop Aftermarket Parts

Breakdown - Engine Cummins 74HP T4I/StagellIB (2 of 2)

Fig 10-02T02

* Under warranty, these individual parts and/or assemblies must be ordered through your local engine service center and replaced by a certified engine technician. Any work performed by a non-certified technician may void engine warranty.



Breakdown - Engine Cummins 74HP T4I/StagellIB (2 of 2)

Fig 10-02T02

REF NO.	PART NO.	DESCRIPTION	QTY.	REMARKS
1	180021158	FLYWHEEL	1	Certified Technician Required.
2	163755180	GEAR, RING	1	Certified Technician Required. Not Shown.
2	(163755065)	RING GEAR	1	Certified Technician Required. Not Shown.
3	154978001	FILTER - FUEL	1	
3	(180012270)	FILTER FUEL - ELEMENT	1	
4	154908001	OIL FILTER - CUMMINS 3.3L	1	
5	180012261	SIDE OIL FILL CAP	1	
6	154907001	DIPSTICK - RIGHT SIDE, SHORT	1	
6	(296325254)	DIPSTICK	1	
7	180016663	ORING	1	Certified Technician Required. Not Shown.
7	(296474007)	AUXILARY PUMP O-RING	1	Certified Technician Required. Not Shown.
8	156324001	ALTERNATOR	1	Certified Technician Required.
9	163755515	KIT, TURBOCHARGER	1	Includes Turbo, Gasket, And Washers. Certified Technician Required.

Provided for Free by Trenchwell.com
Shop Aftermarket Parts

Engine Accessories

Fig 10-03

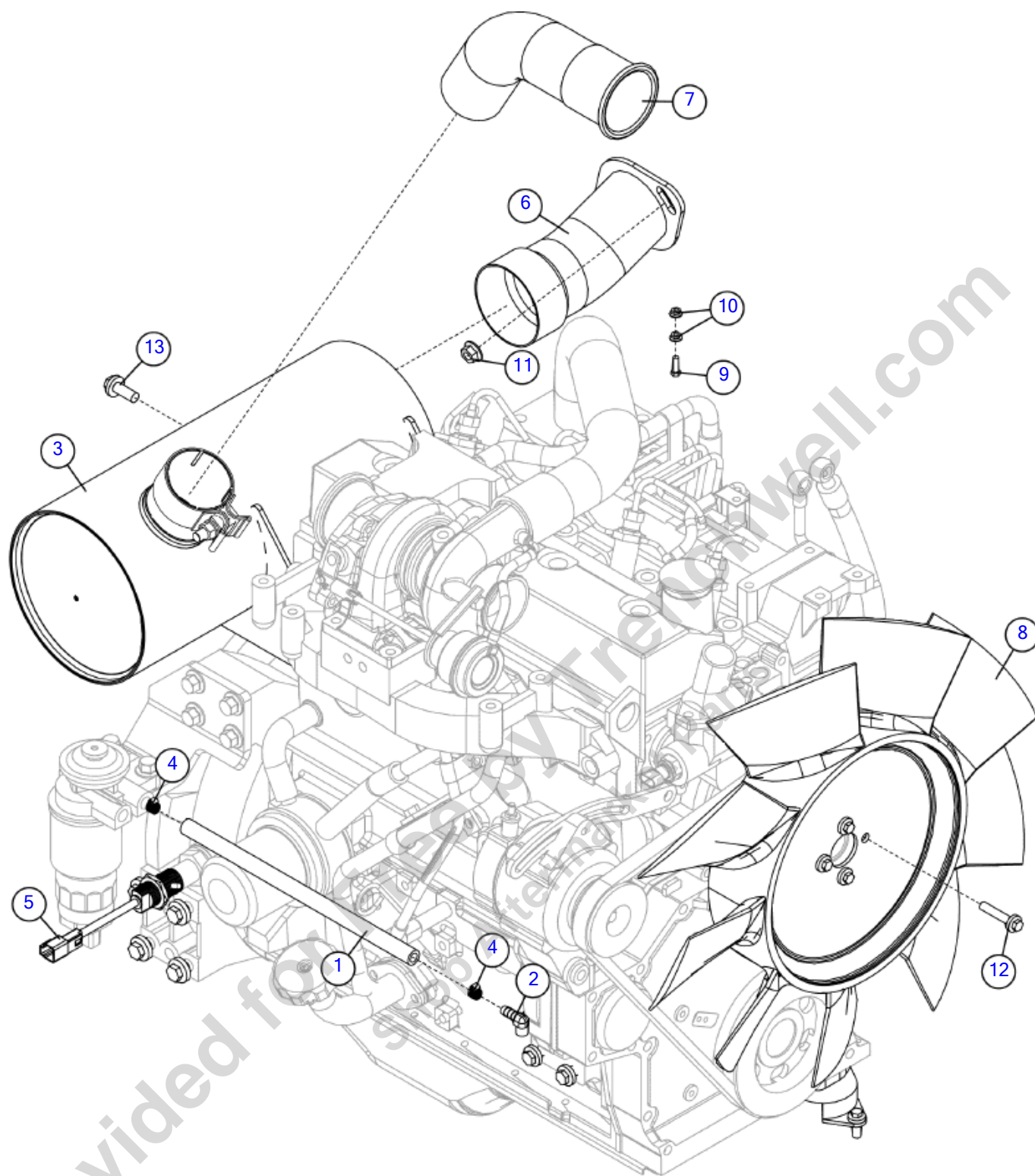


Illustration No. 163700033- Not For Ordering

Engine Accessories

Fig 10-03

REF NO.	PART NO.	DESCRIPTION	QTY.	REMARKS
1	124629001	HOSE-3/8 ID X .62 OD 50#PSI	2	
2	603184001	FITT.-3/8 BARBX1/4M NPT 90DEG	2	
2	(148665001)	FITTING - 1/4 MPT X 3/8 BARB 90 DEG	2	
3	155044001	MUFFLER - COMPLETE	1	
4	1580001	HOSE CLAMP - WORM GEAR - 5/16in - 7/8in	4	
5	163646654	MAGNETIC PICK UP - 22MM	1	
6	163700006	ADAPTER ASSEMBLY-EXHAUST MAIN HSG	1	
7	163700012	TUBE-TURBO TO MUFFLER	1	
8	163700015	FAN-ACS 18.625 SUCKER, 74HP CUMMINS	1	
9	506030016	SCREW-HCS,M5-.80X16,8.8,YZ,D933,FT	1	
10	507085005	NUT GB/T 6177.1 M5-GR8	2	
11	507085010	NUT-HEXFLNG LOCK, M10-1.50,10.9,YZ,D6927	2	
12	507611040	SCREW HFS M8 1.25 X 40 10.9 YZ D6921 PT	4	
13	507612025	SCREW-HFS,M10-1.50X25,10.9,YZ,ANSI,B18.2.3.9M,FT	2	

Provided for Free by Trenchwell.com
Shop Aftermarket Parts

Air Cleaner

Fig 10-04

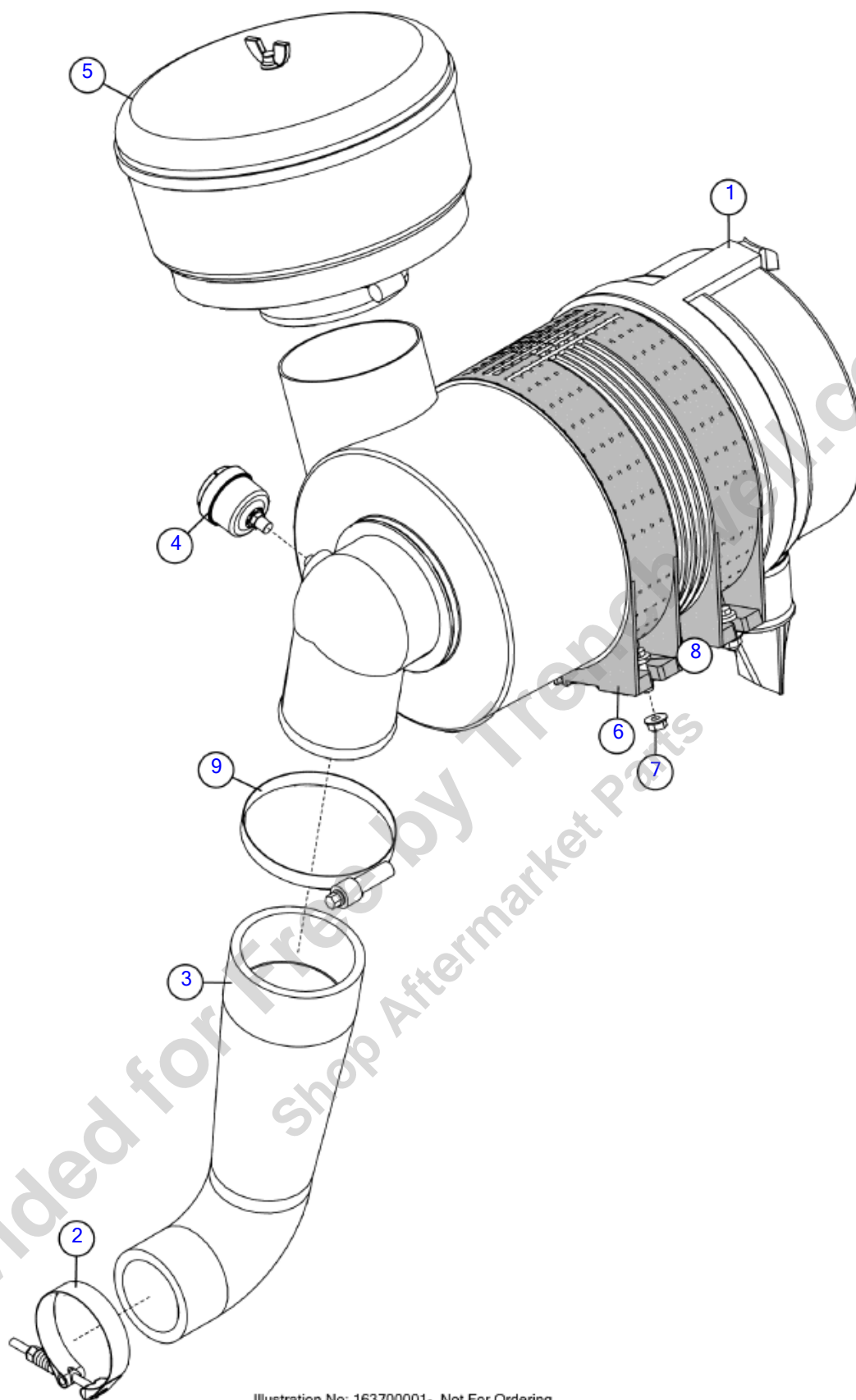


Illustration No: 163700001- Not For Ordering

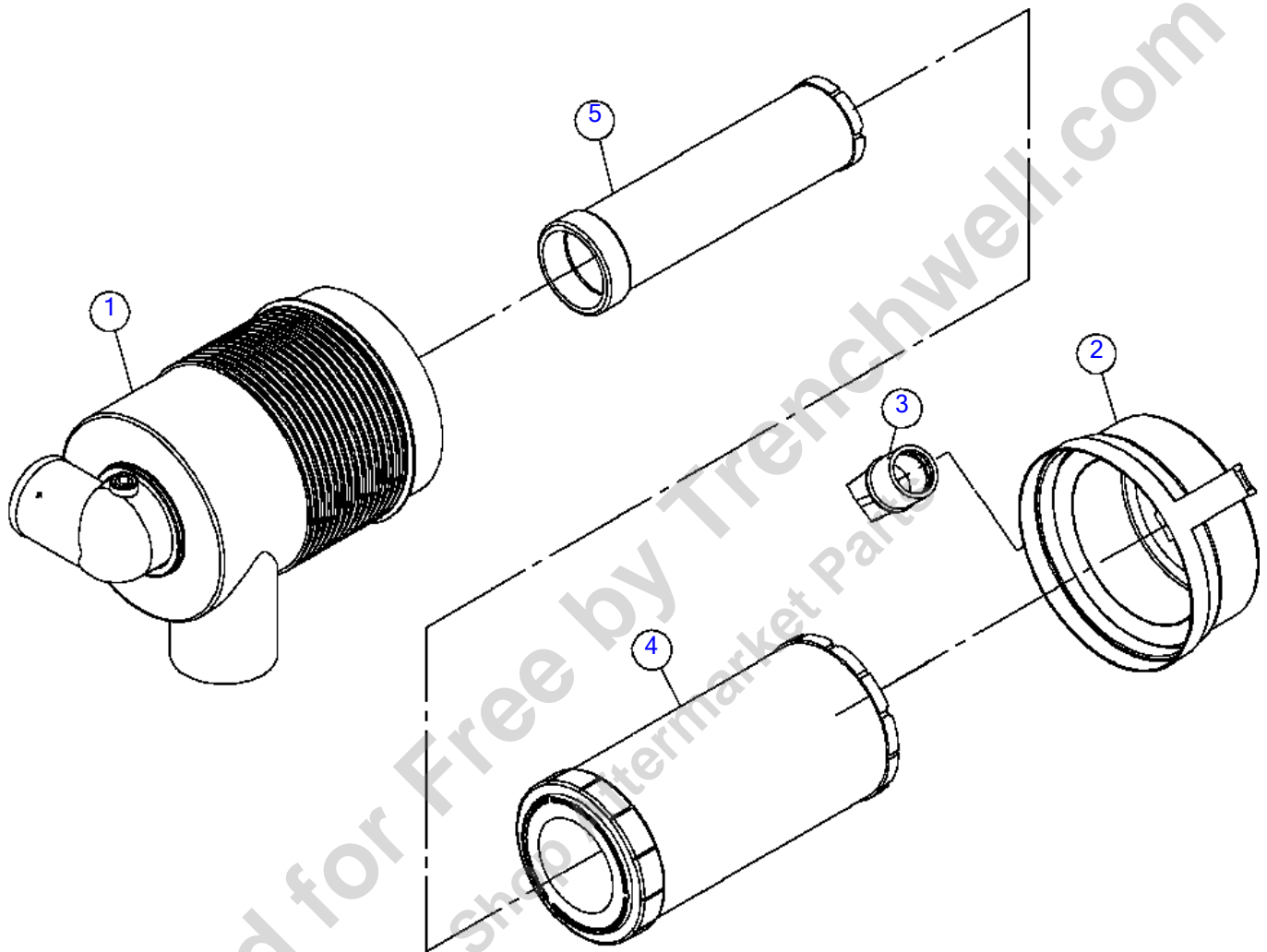
Air Cleaner
Fig 10-04

REF NO.	PART NO.	DESCRIPTION	QTY.	REMARKS
1	155957001	AIR FILTER	1	Breakdown Fig. 10-4T01
2	163647061	CLAMP-SLTB-3.06-3.37 FEFB	1	
3	163700037	TUBE-AIR INTAKE	1	
4	180013106	INDICATOR-AIR FILTER	1	
5	2127001	PRE CLEANER	1	
6	256012001	MOUNTING BAND-AIR CLEANER	2	
7	507085008	NUT-HEXFLNG LOCK,M8-1.25,10.9,YZ,D6927	4	
8	507611025	SCREW-HFS,M8-1.25X25,10.9,YZ,D6921,FT	4	
9	604843001	CLAMP - CONSTANT TORQUE 3 3/4-4 5/8 DIA.	1	

Provided for Free by Trenchwell.com
 Shop Aftermarket Parts

Breakdown - Air Cleaner

Fig 10-04T01



Breakdown - Air Cleaner

Fig 10-04T01

REF NO.	PART NO.	DESCRIPTION	QTY.	REMARKS
1	155957001	AIR FILTER	1	
1	(161566001)	BODY ASSEMBLY	1	
2	161568001	COVER ASSEMBLY	1	
3	161567001	VACUATOR VALVE	1	
4	256011003	ELEMENT ASSEMBLY	1	
5	161570001	SAFETY - ELEMENT	1	
	155957001	AIR FILTER	1	Includes Ref. #'s 1-5

Provided for Free by Trenchwell.com
Shop Aftermarket Parts

Radiator

Fig 10-05

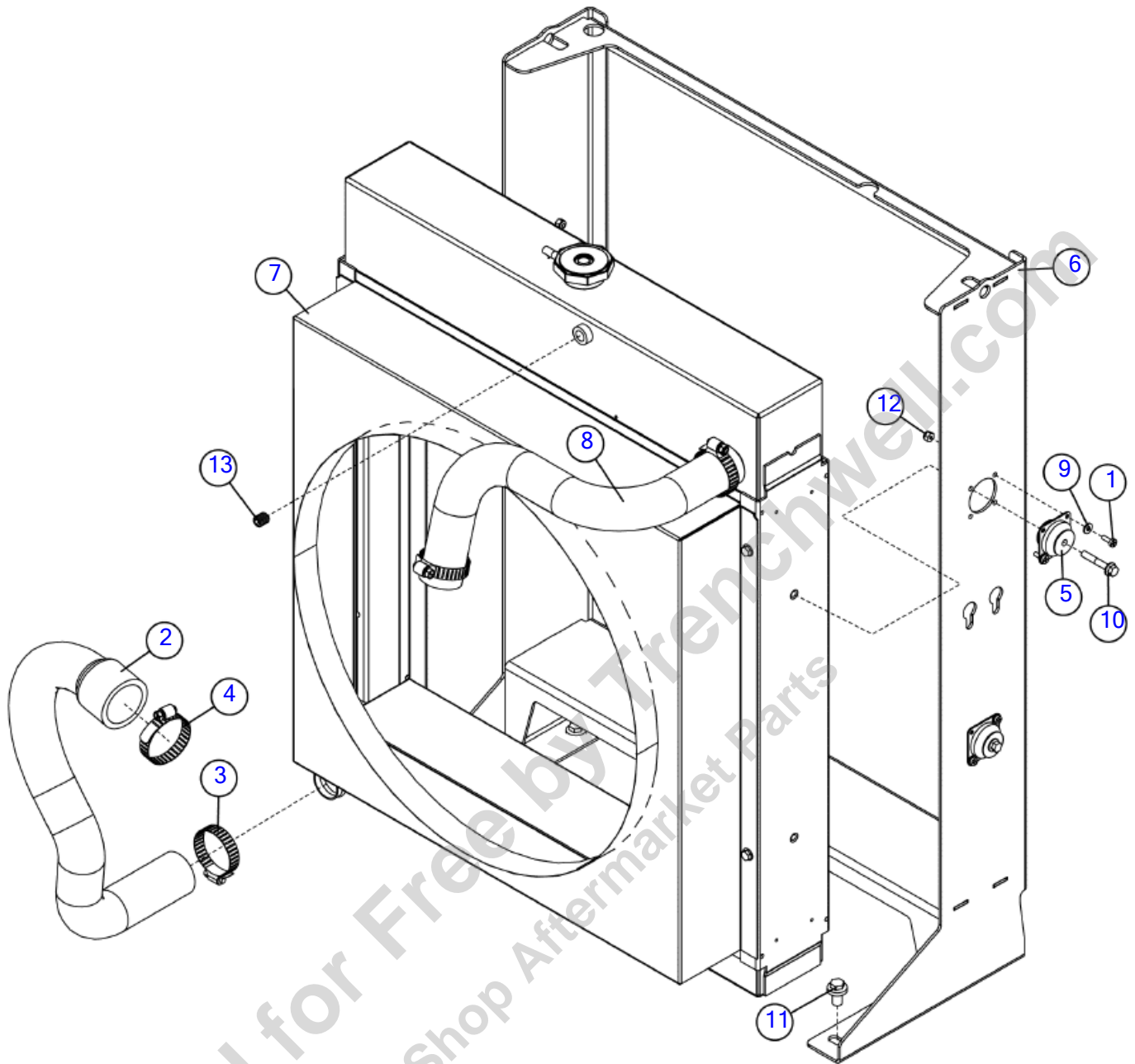


Illustration No: 163700013- Not For Ordering

Radiator

Fig 10-05

REF NO.	PART NO.	DESCRIPTION	QTY.	REMARKS
1	130745083	SCREW - MCH-8-32 X .50-PHILLIPS-CZ	8	
2	153127001	HOSE - RADIATOR LOWER CUMMINS	1	
3	1580007	HOSE CLAMP - 1 1/2"	3	
4	1580011	HOSE CLAMP - 2"	1	
5	163677979	MOUNT - ISOLATOR 4 BOLT SILICONE 50 LB	4	
6	163700007	WELDMENT - RADIATOR MOUNT	1	
7	163700014	RADIATOR W/SHROUD ASSY-74 HP CUMMINS	1	
	180023855	RADIATOR CAP	1	
	180025339	SHROUD	1	
8	163700032	HOSE-UPPER RADIATOR	1	
9	224769001	WASHER-#8 FLAT	8	
10	4473014	BOLT - 1/4-20X1 1/2 FLG WHIZ	4	
11	507612016	SCREW-HFS,M10-1.50X16,10.9,YZ,ANSI,B18.2.3.9M,FT	4	
12	69759001	LOCK NUT-#8-32 NYLON INSERT PL	8	
13	78202001	PLUG-1/4NPT SOCKET HEAD PIPE	1	

Provided for Free by Trenchwell.com
Shop Aftermarket Parts

Throttle
Fig 10-06

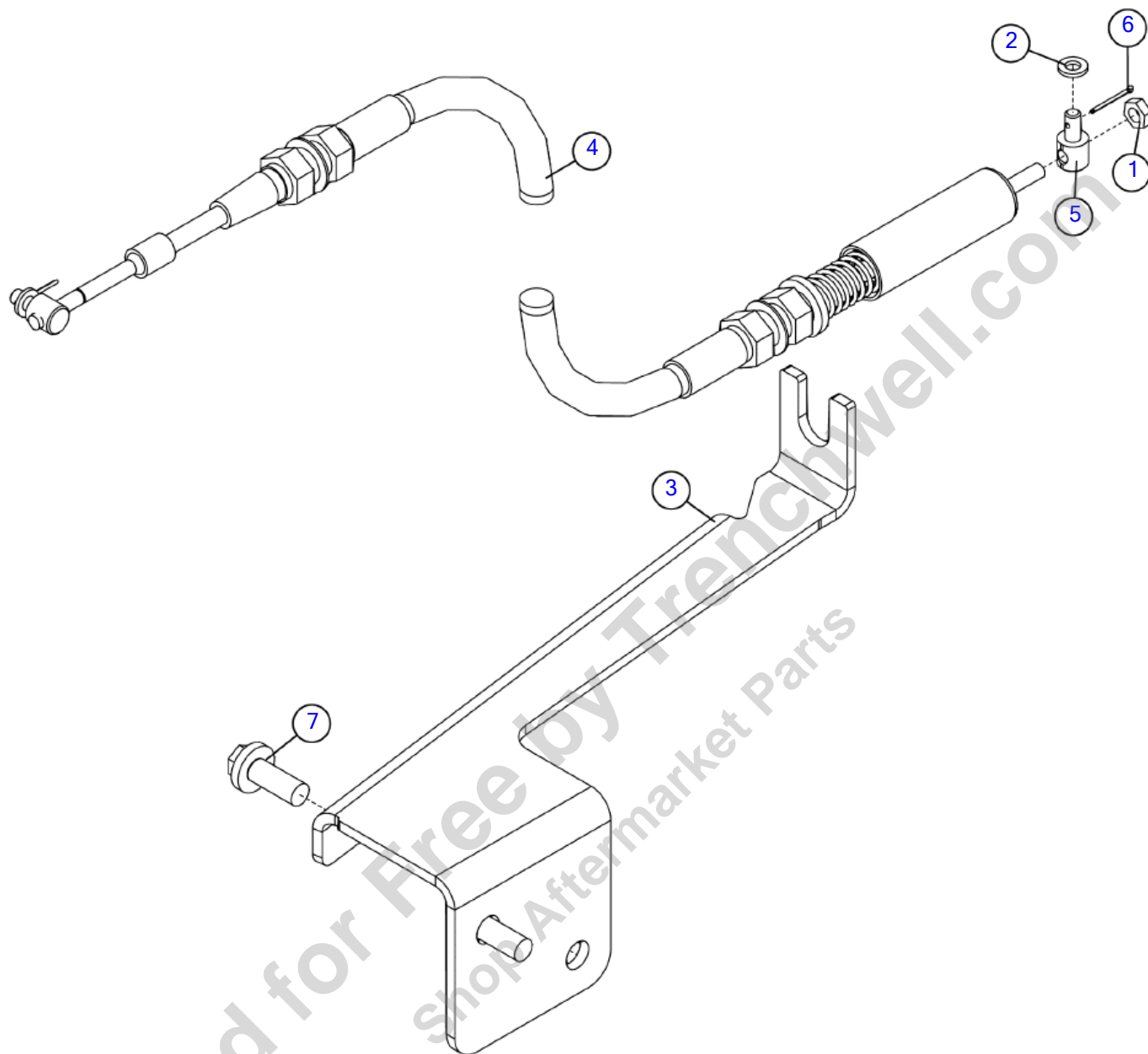



Illustration No: 163700023- Not For Ordering

Throttle
Fig 10-06

REF NO.	PART NO.	DESCRIPTION	QTY.	REMARKS
1	14881001	NUT-1/4-28 NF HEX JAM	1	
2	15694001	WASHER-#6M FLAT	2	
3	163700022	PLATE - THROTTLE CABLE BRACKET	1	
4	180008100	CABLE 38in THROTTLE WITH SPRING	1	
5	180008105	CABLE PIVOT - 1/4-28, 1/4PIN, 1/4MT	2	
6	504664001	PIN-COTTER 1/16 X 3/4	2	
7	507612025	SCREW-HFS,M10-1.50X25,10.9,YZ,ANSI,B18.2.3.9M,FT	2	

Provided for Free by Trenchwell.com
Shop Aftermarket Parts

Deutz Engines & Accessories



Provided for Free by TrotterSchwell.com
Shop Aftermarket Parts

Deutz Engines & Accessories

Engine & Mounts - 49HP (SN 19200-21066)	Fig	11-01
Engine & Mounts - 49HP (SN 21067-24418)	Fig	11-01R01
Breakdown - Engine Deutz 49 HP (1 of 3) (SN 21067-24418)	Fig	11-01T01
Breakdown - Engine Deutz 49 HP (2 of 3) (SN 21067-24418)	Fig	11-01T02
Breakdown - Engine Deutz 49 HP (3 of 3) (SN 21067-24418)	Fig	11-01T03
Engine & Mounts - 49HP (SN 24419-)	Fig	11-01R02
Breakdown - Engine Deutz 49 HP (1 of 3) (SN 24419-)	Fig	11-01T01R01
Breakdown - Engine Deutz 49 HP (2 of 3) (SN 24419-)	Fig	11-01T02R01
Breakdown - Engine Deutz 49 HP (3 of 3) (SN 24419-)	Fig	11-01T03R01
Engine & Mounts - 74HP (SN 19200-21053)	Fig	11-02
Engine & Mounts - 74HP (SN 21054-24418)	Fig	11-02R01
Breakdown - Engine Deutz 1 of 3 (SN 21054-24418)	Fig	11-02T01
Breakdown - Engine Deutz 2 of 3 (SN 21054-24418)	Fig	11-02T02
Breakdown - Engine Deutz 3 of 3 (SN 21054-24418)	Fig	11-02T03
Engine & Mounts - 74HP (SN 24419-)	Fig	11-02R02
Breakdown - Engine Deutz 1 of 3 (SN 24419-)	Fig	11-02T01R01
Breakdown - Engine Deutz 1 of 3 (SN 24419-)	Fig	11-02T02R01
Breakdown - Engine Deutz 3 of 3 (SN 24419-)	Fig	11-02T03R01
Engine & Mounts - 74HP Stage V	Fig	11-02X01
Engine Accessories - 49HP (SN 19200-22895)	Fig	11-03
Engine Accessories - 49HP (SN 22896-23885)	Fig	11-03R01
Engine Accessories - 49HP (SN 23886-25451)	Fig	11-03R02
Engine Accessories - 49HP (SN 25452-29353)	Fig	11-03R03
Engine Accessories - 49HP (SN 29354-)	Fig	11-03R04
Engine Accessories - 74HP (SN 19200-25451)	Fig	11-04
Engine Accessories - 74HP (SN 25452- 29353)	Fig	11-04R01
Engine Accessories - 74HP (SN 29354-)	Fig	11-04R02
Air Cleaner	Fig	11-05
Radiator - 49HP	Fig	11-06
Radiator - 74HP	Fig	11-07
Breakdown - Cooling Package	Fig	11-07T01

Engine & Mounts - 49HP (SN 19200-21066)

Fig 11-01

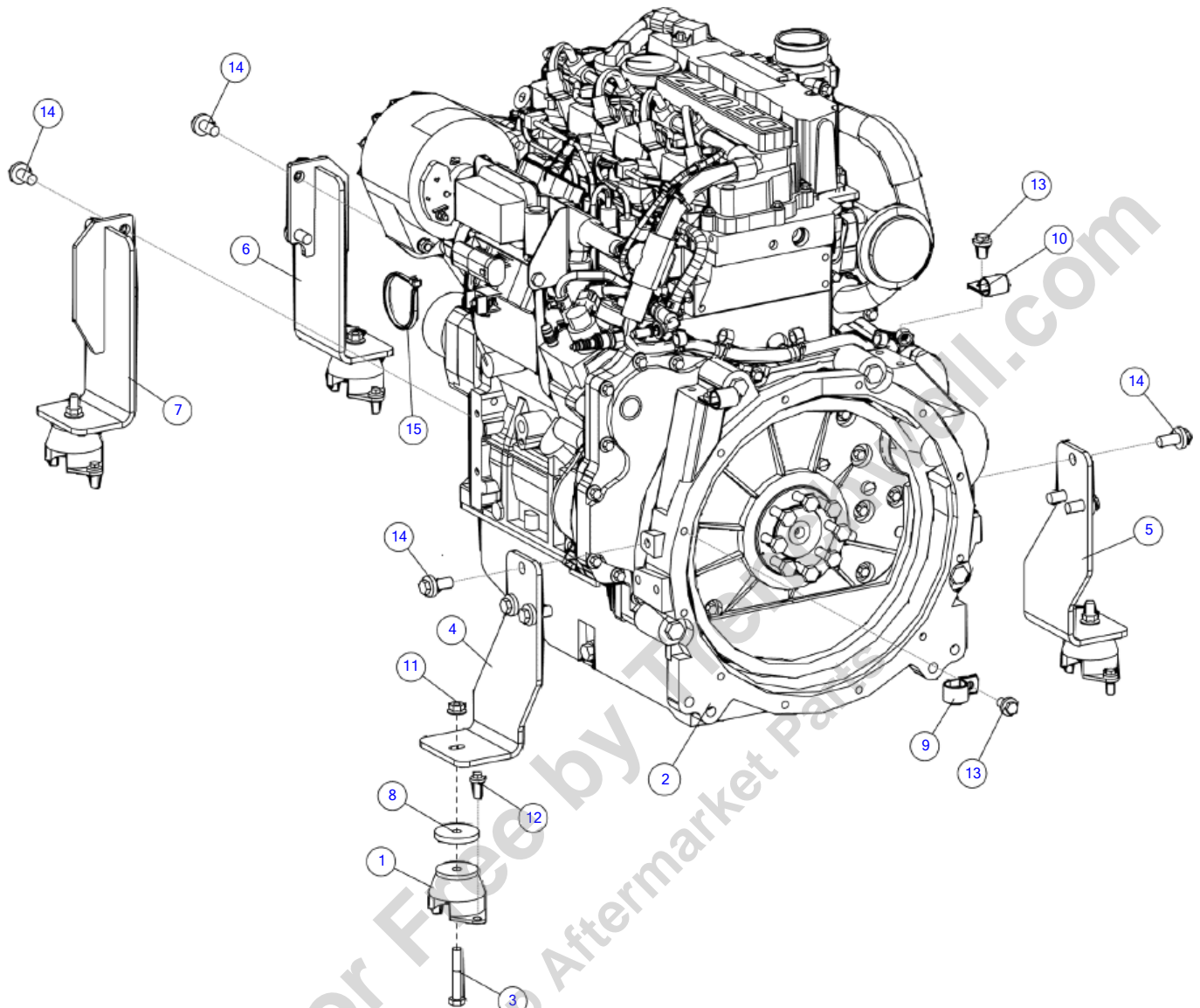


Illustration No: 163574697 Not For Ordering

Engine & Mounts - 49HP (SN 19200-21066)

Fig 11-01

REF NO.	PART NO.	DESCRIPTION	QTY.	REMARKS
1	153890001	MOUNT - ENGINE	4	
2	163674937	ASSY - DEUTZ D2.9 49 HP (UPGRADE)	1	
2	(163697190)	ENGINE - DEUTZ D2.9 L L4 48 HP	1	
	163674967	CLAMP - RCF-08-11.80 (090050)	1	
	163674726	DEUTZ FUEL PRE-FILTER	1	
	163674727	DEUTZ FUEL MAIN - FILTER	1	
	140105001	FILTER-OIL	1	
	163674729	DEUTZ SERPENTINE BELT	1	
3	180007696	SCREW-HCS,M10-1.50X60,8.8,YZ,(PATCH)	4	
4	180023254	MOUNT - REAR LH	1	
5	180023255	MOUNT - REAR RH	1	
6	180023266	WELDMENT - ENGINE MOUNT LH	1	
7	180023275	WELDMENT - ENGINE MOUNT RH	1	
8	18150001	SLUG-2 DIA.-1/4"	4	
9	2595009	CLAMP-1 1/4 HOSE #7701164	1	
10	2595019	CLAMP-HOSE, 3/4" W/ 17/32 HOLE, VINYL	2	
11	507085010	NUT-HEXFLNG LOCK, M10-1.50,10.9,YZ,D6927	4	
12	507611020	SCREW-HFS,M8-1.25X20,10.9,YZ,D6921,FT	8	
13	507612016	SCREW-HFS,M10-1.50X16,10.9,YZ,ANSI,B18.2.3.9M,FT	3	
14	507613025	SCREW HFS,M12 1.75X25,10.9,YZ,ANSI,B18.2.3.9M,FT	10	
15	59634001	SINGLE NYTIE - 8"	2	

Engine & Mounts - 49HP (SN 21067-24418)

Fig 11-01R01

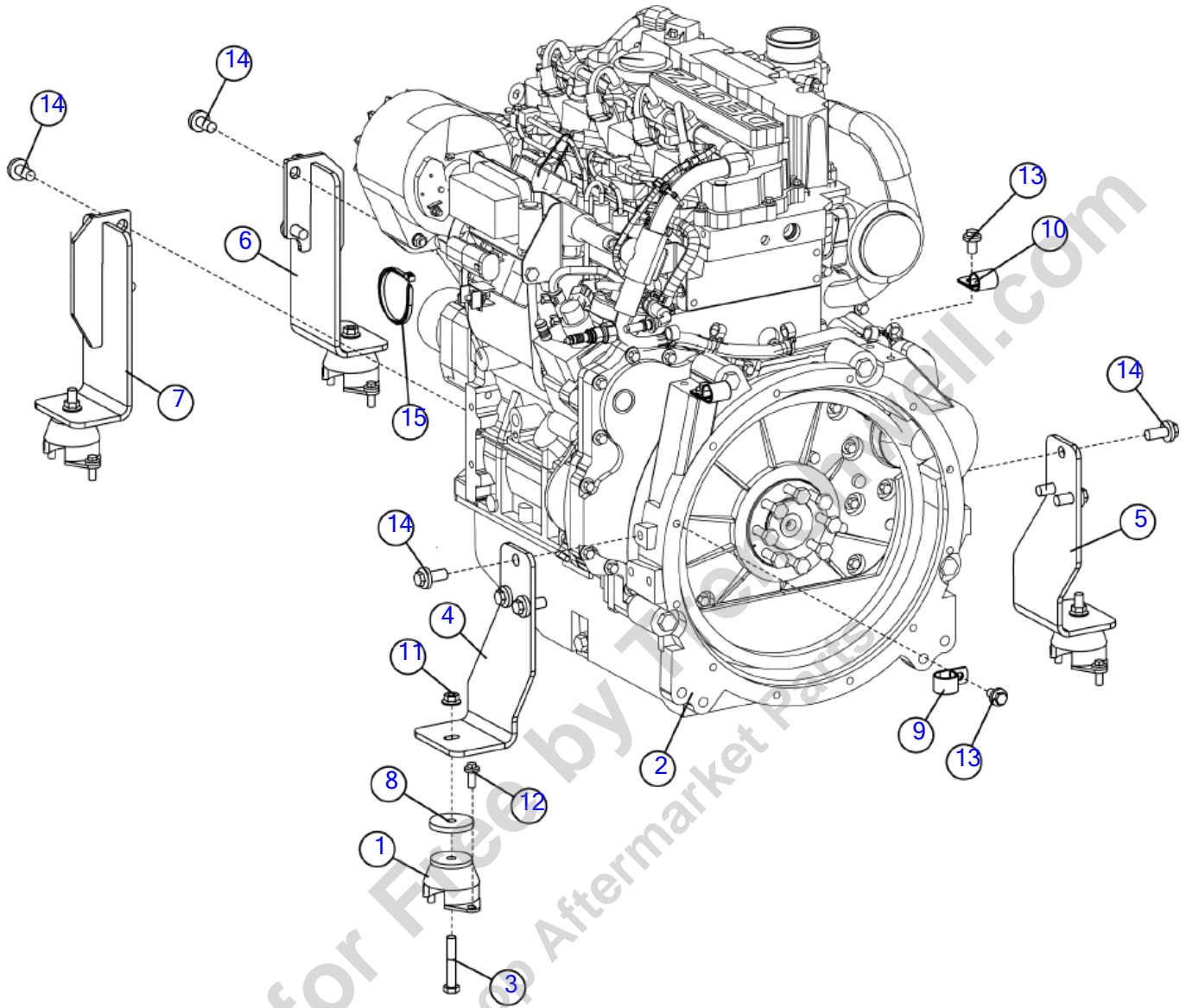


Illustration No: 163874697 Not For Ordering

Engine & Mounts - 49HP (SN 21067-24418)

Fig 11-01R01

REF NO.	PART NO.	DESCRIPTION	QTY.	REMARKS
1	153890001	MOUNT - ENGINE	4	
2	163749399	ENGINE-DEUTZ D2.9 L4 49 HP	1	Breakdown Fig. 11-1T01 & 11-1T02
2	(163674932)	ENGINE - DEUTZ D2.9 L4 49 HP	1	Breakdown Fig. 11-1T01 & 11-1T02
3	180007696	SCREW HCS M10 1.50 X 60 8.8 YZ PATCH	4	
4	180023254	MOUNT - REAR LH	1	
5	180023255	MOUNT - REAR RH	1	
6	180023266	WELDMENT - ENGINE MOUNT LH	1	
7	180023275	WELDMENT - ENGINE MOUNT RH	1	
8	18150001	SLUG-2 DIA.-1/4"	4	
9	2595009	CLAMP-1 1/4 HOSE #7701164	1	
10	2595019	CLAMP-HOSE, 3/4in W/ 17/32 HOLE, VINYL	2	
11	507085010	NUT-HEXFLNG LOCK, M10-1.50,10.9,YZ,D6927	4	
12	507611020	SCREW-HFS,M8-1.25X20,10.9,YZ,D6921,FT	8	
13	507612016	SCREW-HFS,M10-1.50X16,10.9,YZ,ANSI,B18.2.3.9M,FT	3	
14	507613025	SCREW HFS,M12 1.75X25,10.9,YZ,ANSI,B18.2.3.9M,FT	10	
15	59634001	SINGLE NYTIE - 8"	2	

Provided for Free by Trenchwell.com
Shop Aftermarket Parts

Engine & Mounts - 49HP (SN 24419-)

Fig 11-01R02

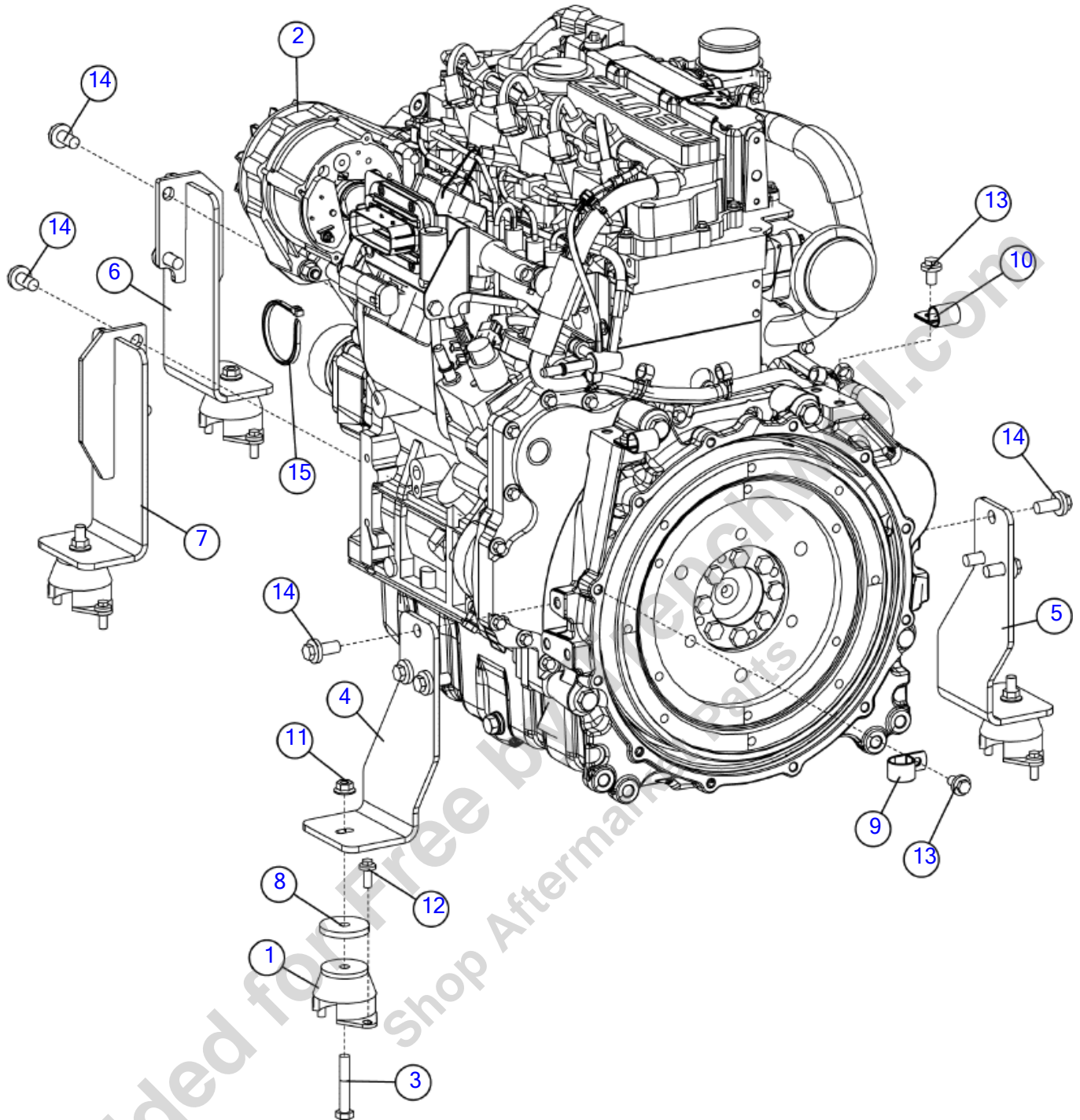


Illustration No: 163674697 Not For Ordering

Engine & Mounts - 49HP (SN 24419-)

Fig 11-01R02

REF NO.	PART NO.	DESCRIPTION	QTY.	REMARKS
1	153890001	MOUNT - ENGINE	4	
2	163749399	ENGINE-DEUTZ D2.9 L4 49 HP	1	Breakdown Figs. 11-1T01R01 through 11-1T03
3	180007696	SCREW HCS M10 1.50 X 60 8.8 YZ PATCH	4	
4	180023254	MOUNT - REAR LH	1	
5	180023255	MOUNT - REAR RH	1	
6	180023266	WELDMENT - ENGINE MOUNT LH	1	
7	180023275	WELDMENT - ENGINE MOUNT RH	1	
8	18150001	SLUG-2 DIA.-1/4"	4	
9	2595009	CLAMP-1 1/4 HOSE #7701164	1	
10	2595019	CLAMP-HOSE, 3/4in W/ 17/32 HOLE, VINYL	2	
11	507085010	NUT-HEXFLNG LOCK, M10-1.50,10.9,YZ,D6927	4	
12	507611020	SCREW-HFS,M8-1.25X20,10.9,YZ,D6921,FT	8	
13	507612016	SCREW-HFS,M10-1.50X16,10.9,YZ,ANSI,B18.2.3.9M,FT	3	
14	507613025	SCREW HFS,M12 1.75X25,10.9,YZ,ANSI,B18.2.3.9M,FT	10	
15	59634001	SINGLE NYTIE - 8"	2	

Provided for Free by Trenchwell.com
Shop Aftermarket Parts

Breakdown - Engine Deutz 49 HP (1 of 3) (SN 21067-24418)

Fig 11-01T01

* Under warranty, these individual parts and/or assemblies must be ordered through your local engine service center and replaced by a certified engine technician. Any work performed by a non-certified technician may void engine warranty.

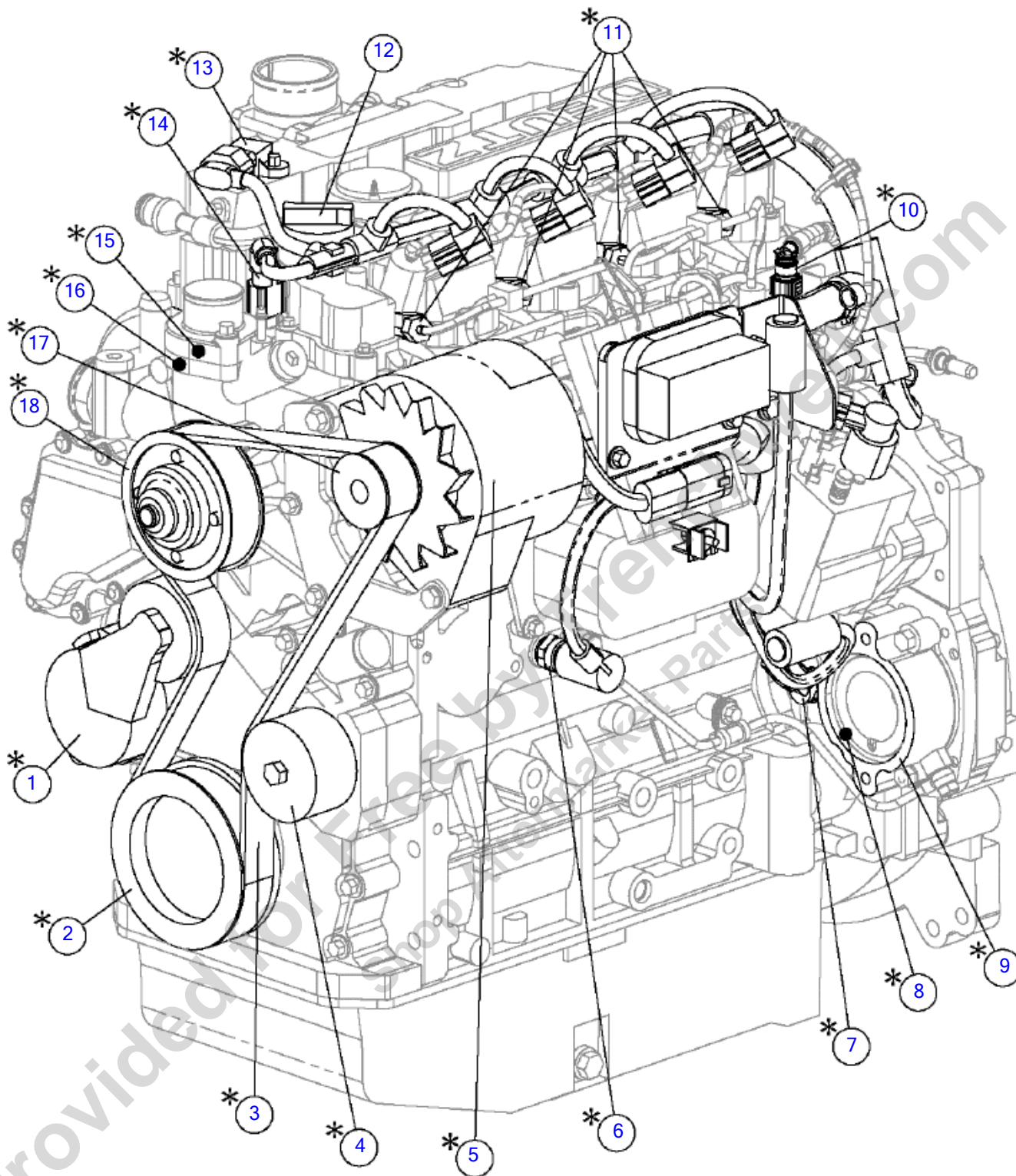


Illustration No. 163674932_BD1—Not For Ordering

Breakdown - Engine Deutz 49 HP (1 of 3) (SN 21067-24418)

Fig 11-01T01

REF NO.	PART NO.	DESCRIPTION	QTY.	REMARKS
1	296418409	BELT TENSIONER	1	Certified Technician Required.
2	296474038	CRANKSHAFT PULLEY	1	Certified Technician Required.
3	163674729	DEUTZ SERPENTINE BELT	1	Certified Technician Required.
4	296418410	IDLER ROLLER	1	Certified Technician Required.
5	296418408	ALTERNATOR	1	Certified Technician Required.
6	296418401	PRESSURE SENSOR	1	Oil. Certified Technician Required.
7	296474023	MAGNETIC PICK UP	1	Certified Technician Required.
7	(296447430)	TACHO-GENERATOR	1	Certified Technician Required.
8	296474036	AUXILIARY PUMP O-RING	1	Not Shown. Certified Technician Required.
9	296474035	AUXILIARY PUMP GASKET	1	Certified Technician Required.
10	296418401	PRESSURE SENSOR	1	Fuel. Certified Technician Required.
11	296418411	GLOW PLUG	4	Certified Technician Required.
12	140097001	CAP-OIL FILL	1	
13	296454339	TEMP TRANSMITTER	1	Air. Certified Technician Required.
14	296418400	TEMP. SWITCH	1	Coolant. Certified Technician Required.
15	296474027	GASKET (THERMOSTAT)	1	Not Shown. Certified Technician Required.
16	296418414	THERMOSTAT	1	Not Shown. Certified Technician Required.
17	296447427	V-RIB BELT PULLEY	1	Alternator. Certified Technician Required.
18	296418406	PULLEY-V-RIB BELT	1	Fan. Certified Technician Required.
	163674932	ENGINE - DEUTZ D2.9 L4 49 HP	A/R	Includes Ref. #'s 1-18.

Breakdown - Engine Deutz 49 HP (1 of 3) (SN 24419-)

Fig 11-01T01R01

* Under warranty, these individual parts and/or assemblies must be ordered through your local engine service center and replaced by a certified engine technician. Any work performed by a non-certified technician may void engine warranty.

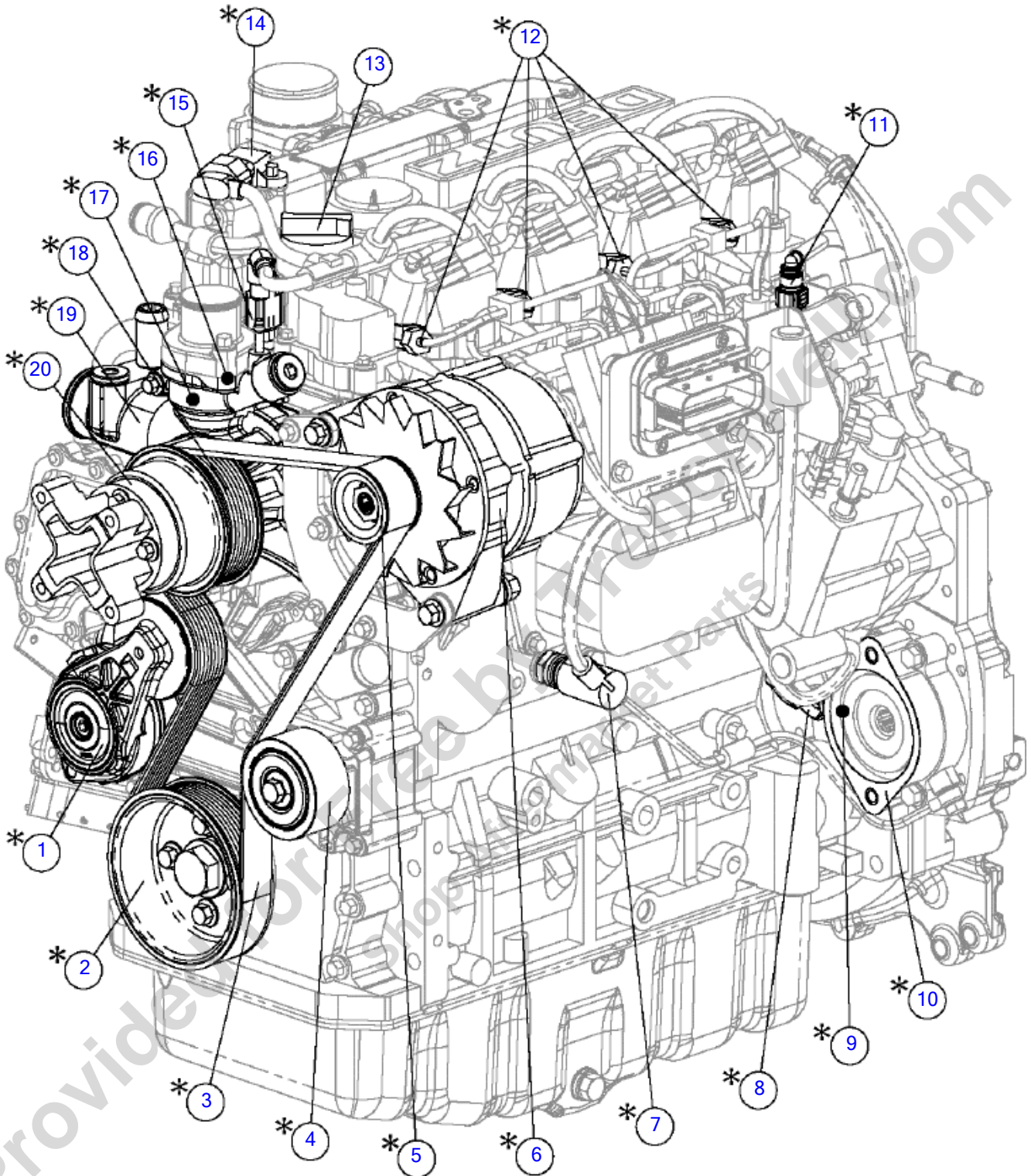


Illustration No. 163749399_BD1-Not For Ordering

Breakdown - Engine Deutz 49 HP (1 of 3) (SN 24419-)

Fig 11-01T01R01

REF NO.	PART NO.	DESCRIPTION	QTY.	REMARKS
1	296418409	BELT TENSIONER	1	Certified Technician Required.
2	296474038	CRANKSHAFT PULLEY	1	Certified Technician Required.
3	163674729	DEUTZ SERPENTINE BELT	1	Certified Technician Required.
4	296418410	IDLER ROLLER	1	Certified Technician Required.
5	296447427	V-RIB BELT PULLEY	1	Certified Technician Required.
6	296418408	ALTERNATOR	1	Certified Technician Required.
7	296418401	PRESSURE SENSOR	1	Oil. Certified Technician Required.
8	296474023	MAGNETIC PICK UP	1	Camshaft. Certified Technician Required.
8	(296447430)	TACHO-GENERATOR	1	Camshaft. Certified Technician Required.
9	296474036	AUXILIARY PUMP O-RING	1	Not Shown. Certified Technician Required.
10	296474035	AUXILIARY PUMP GASKET	1	Certified Technician Required.
11	296418401	PRESSURE SENSOR	1	Fuel. Certified Technician Required.
12	296418411	GLOW PLUG	4	Certified Technician Required.
13	140097001	CAP-OIL FILL	1	
14	296454339	TEMP TRANSMITTER	1	Air. Certified Technician Required.
15	296418400	TEMP. SWITCH	1	Coolant. Certified Technician Required.
16	296474027	GASKET (THERMOSTAT)	1	Not Shown. Certified Technician Required.
17	296418414	THERMOSTAT	1	Not Shown. Located Inside Thermostat Housing. Certified Technician Required.
18	163755352	PULLEY, FAN	1	Certified Technician Required.
19	IK013445	ASSEMBLY - BC1000XL DEUTZ CAST IRON WATER PUMP KIT	1	Certified Technician Required.
19	(163755351)	PUMP, WATER	1	Certified Technician Required.
20	163749400	SPACER-FAN-DEUTZ 49/74 HP T4F	1	Certified Technician Required.
	163749399	ENGINE-DEUTZ D2.9 L4 49 HP	A/R	Includes Ref. #'s 1-20.

Breakdown - Engine Deutz 49 HP (2 of 3) (SN 21067-24418)

Fig 11-01T02

* Under warranty, these individual parts and/or assemblies must be ordered through your local engine service center and replaced by a certified engine technician. Any work performed by a non-certified technician may void engine warranty.

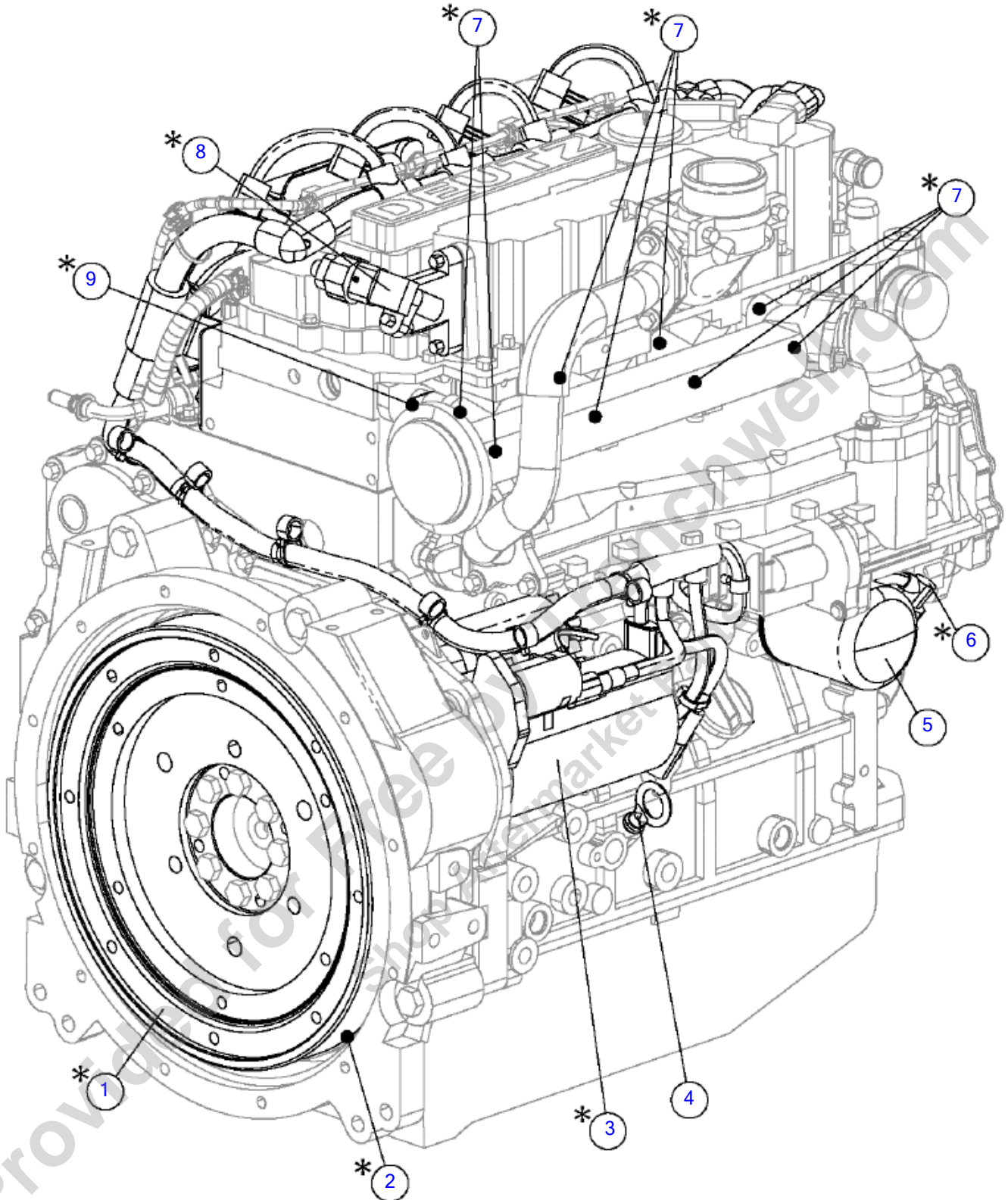


Illustration No. 163674932_BD2-Not For Ordering

Breakdown - Engine Deutz 49 HP (2 of 3) (SN 21067-24418)

Fig 11-01T02

REF NO.	PART NO.	DESCRIPTION	QTY.	REMARKS
1	296474021	FLYWHEEL	1	Certified Technician Required.
2	296474022	RING GEAR	1	Not Shown. Certified Technician Required.
3	296474034	STARTER	1	Certified Technician Required.
4	296454335	DIP STICK	1	
5	140105001	FILTER-OIL	1	
6	296474023	MAGNETIC PICK UP	1	Certified Technician Required.
7	296474026	STUDS (EXHAUST MANIFORD)	8	Not Shown. Certified Technician Required.
8	296454338	PRESSURE SENSOR	1	Air. Certified Technician Required.
9	296474025	GASKET (EXHAUST MANIFOLD)	1	Not Shown. Certified Technician Required.
	163674932	ENGINE - DEUTZ D2.9 L4 49 HP	A/R	Includes Ref. #'s 1-9.

Provided for Free by Trenchwell.com
Shop Aftermarket Parts

Breakdown - Engine Deutz 49 HP (2 of 3) (SN 24419-)

Fig 11-01T02R01

* Under warranty, this part must be ordered through your local engine service center and replaced by a certified engine technician. Any work performed by a non-certified technician may void engine warranty.

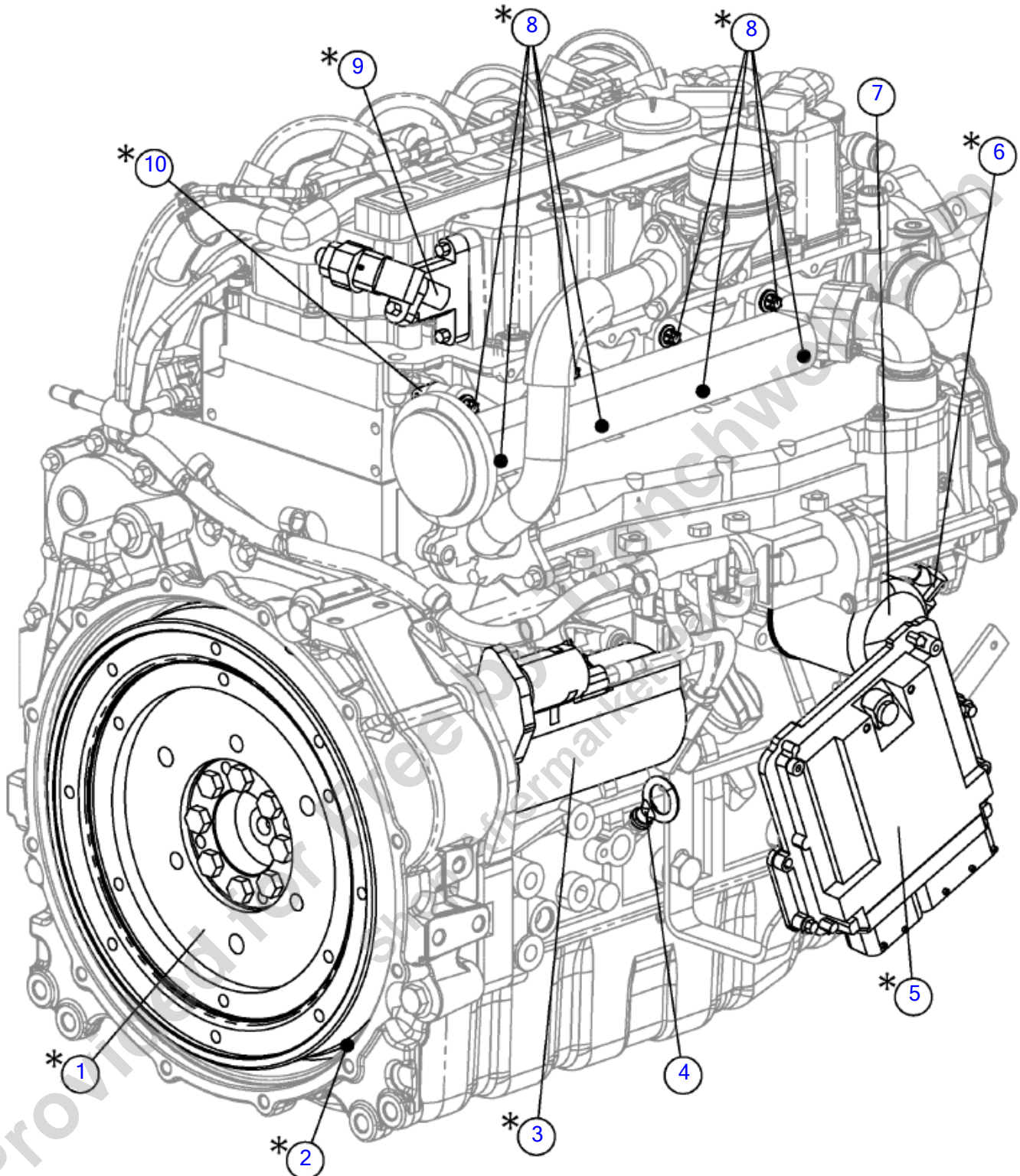


Illustration No. 163749399_BD2-Not For Ordering

Breakdown - Engine Deutz 49 HP (2 of 3) (SN 24419-)

Fig 11-01T02R01

REF NO.	PART NO.	DESCRIPTION	QTY.	REMARKS
1	296474021	FLYWHEEL	1	Certified Technician Required.
2	296474022	RING GEAR	1	Not Shown. Certified Technician Required.
3	296474034	STARTER	1	Certified Technician Required.
4	296454335	DIP STICK	1	
5	296418412	ECU CONTROLLER	1	Certified Technician Required.
6	296474023	MAGNETIC PICK UP	1	Crankshaft. Certified Technician Required.
7	140105001	FILTER-OIL	1	
8	296474026	STUDS (EXHAUST MANIFOLD)	8	4 Not Shown. Certified Technician Required.
9	296454338	PRESSURE SENSOR	1	Air. Certified Technician Required.
10	296474025	GASKET (EXHAUST MANIFOLD)	1	Certified Technician Required.
	163749399	ENGINE-DEUTZ D2.9 L4 49 HP	A/R	Includes Ref. #'s 1-10.

Provided for Free by Trenchwell.com
Shop Aftermarket Parts

Breakdown - Engine Deutz 49 HP (3 of 3) (SN 21067-24418)

Fig 11-01T03

* Under warranty, these individual parts and/or assemblies must be ordered through your local engine service center and replaced by a certified engine technician. Any work performed by a non-certified technician may void engine warranty.

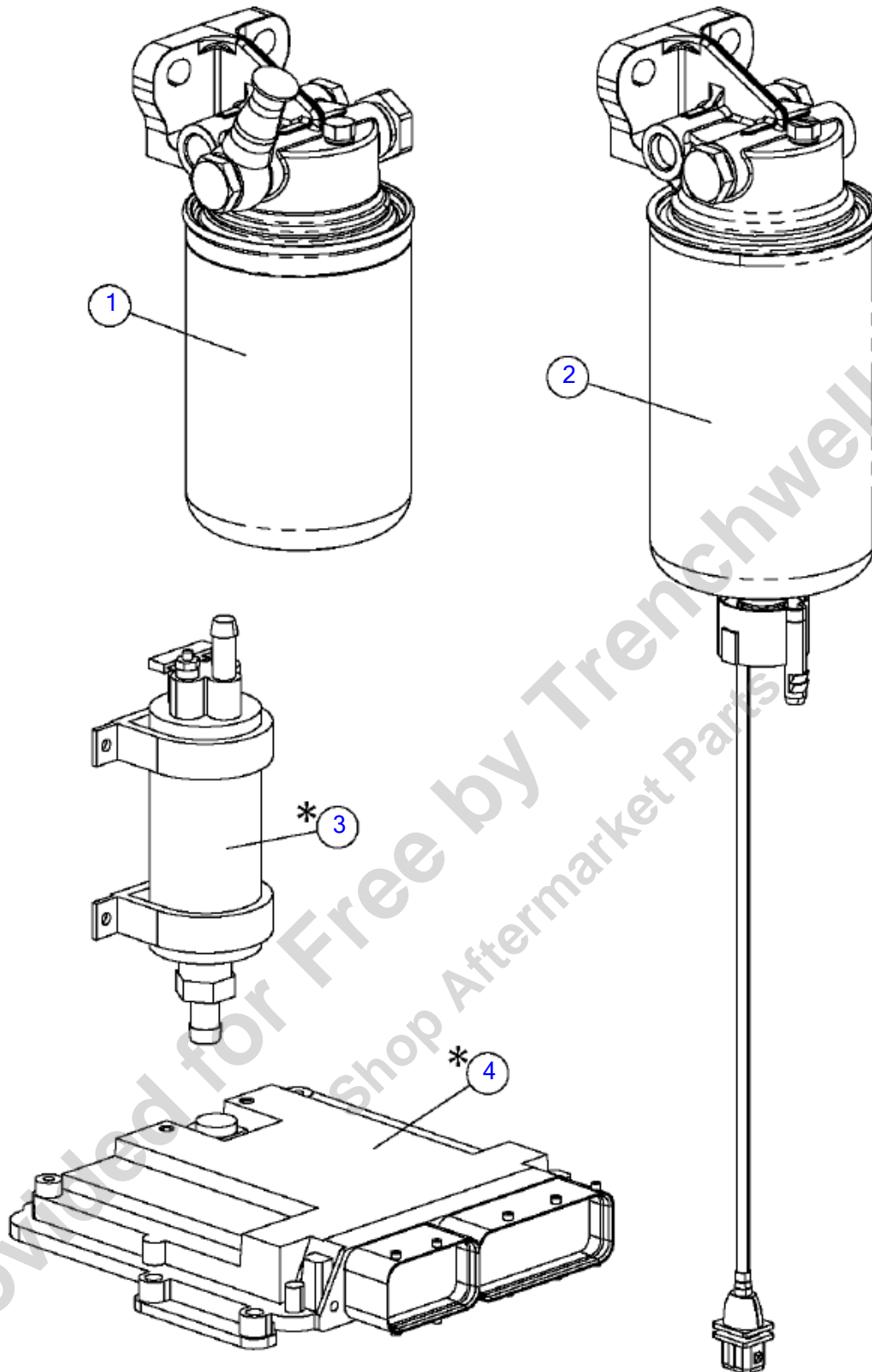


Illustration No. 183674932_BD3-Not For Ordering

Breakdown - Engine Deutz 49 HP (3 of 3) (SN 21067-24418)

Fig 11-01T03

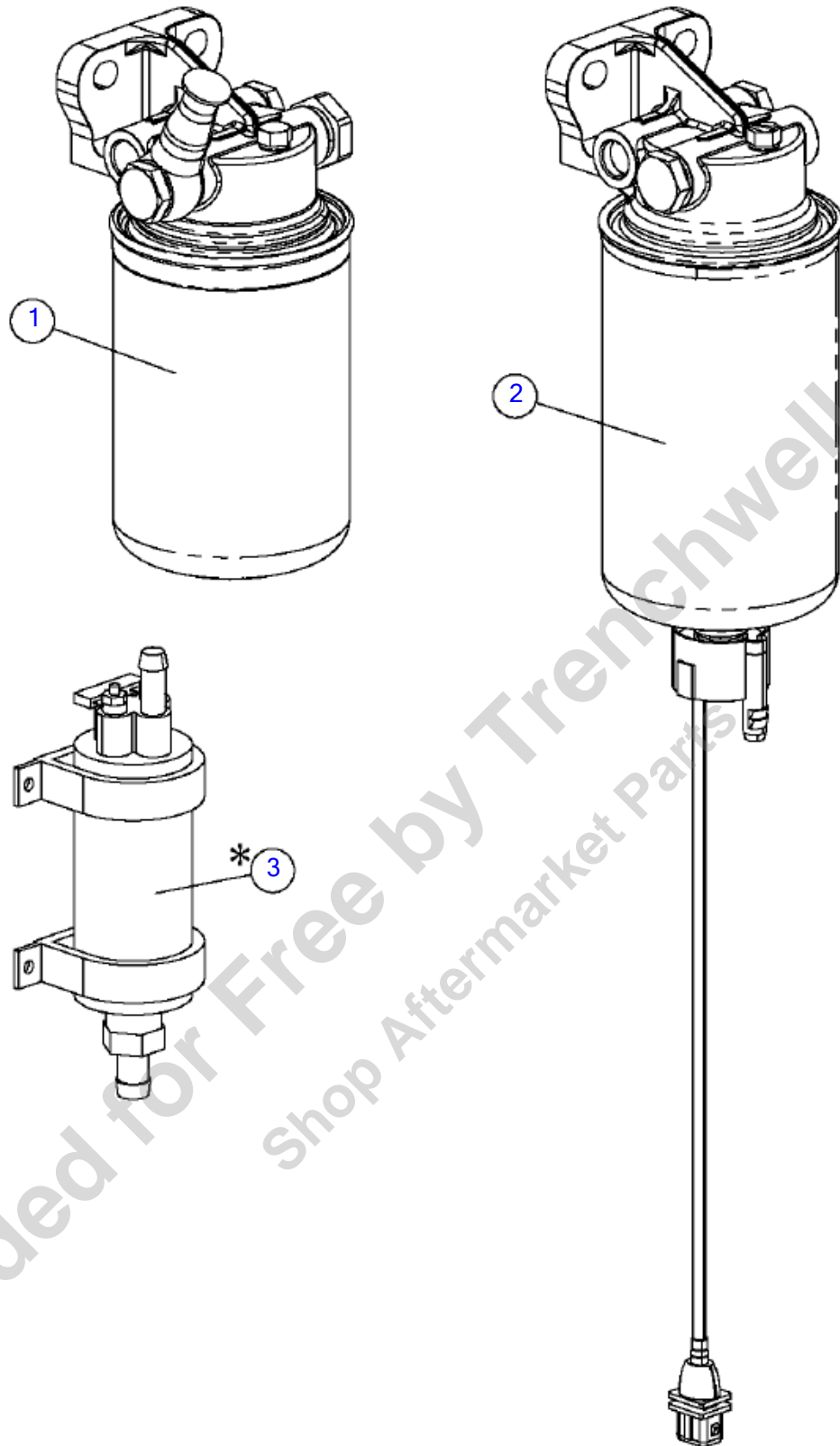
REF NO.	PART NO.	DESCRIPTION	QTY.	REMARKS
1	163674727	DEUTZ FUEL MAIN - FILTER	1	
2	163674726	DEUTZ FUEL PRE-FILTER	1	
3	296368453	FUEL SUPPLY PUMP	1	Certified Technician Required.
4	296418412	ECU CONTROLLER	1	Certified Technician Required.
	163674932	ENGINE - DEUTZ D2.9 L4 49 HP	A/R	Includes Ref. #'s 1-4.

Provided for Free by Trenchwell.com
Shop Aftermarket Parts

Breakdown - Engine Deutz 49 HP (3 of 3) (SN 24419-)

Fig 11-01T03R01

* Under warranty, these individual parts and/or assemblies must be ordered through your local engine service center and replaced by a certified engine technician. Any work performed by a non-certified technician may void engine warranty.



Breakdown - Engine Deutz 49 HP (3 of 3) (SN 24419-)

Fig 11-01T03R01

REF NO.	PART NO.	DESCRIPTION	QTY.	REMARKS
1	163674727	DEUTZ FUEL MAIN - FILTER	1	
2	163674726	DEUTZ FUEL PRE-FILTER	1	
3	296368453	FUEL SUPPLY PUMP	1	Certified Technician Required.
	163749399	ENGINE-DEUTZ D2.9 L4 49 HP	A/R	Includes Ref. #'s 1-3.

Provided for Free by Trenchwell.com
Shop Aftermarket Parts

Engine & Mounts - 74HP (SN 19200-21053)

Fig 11-02

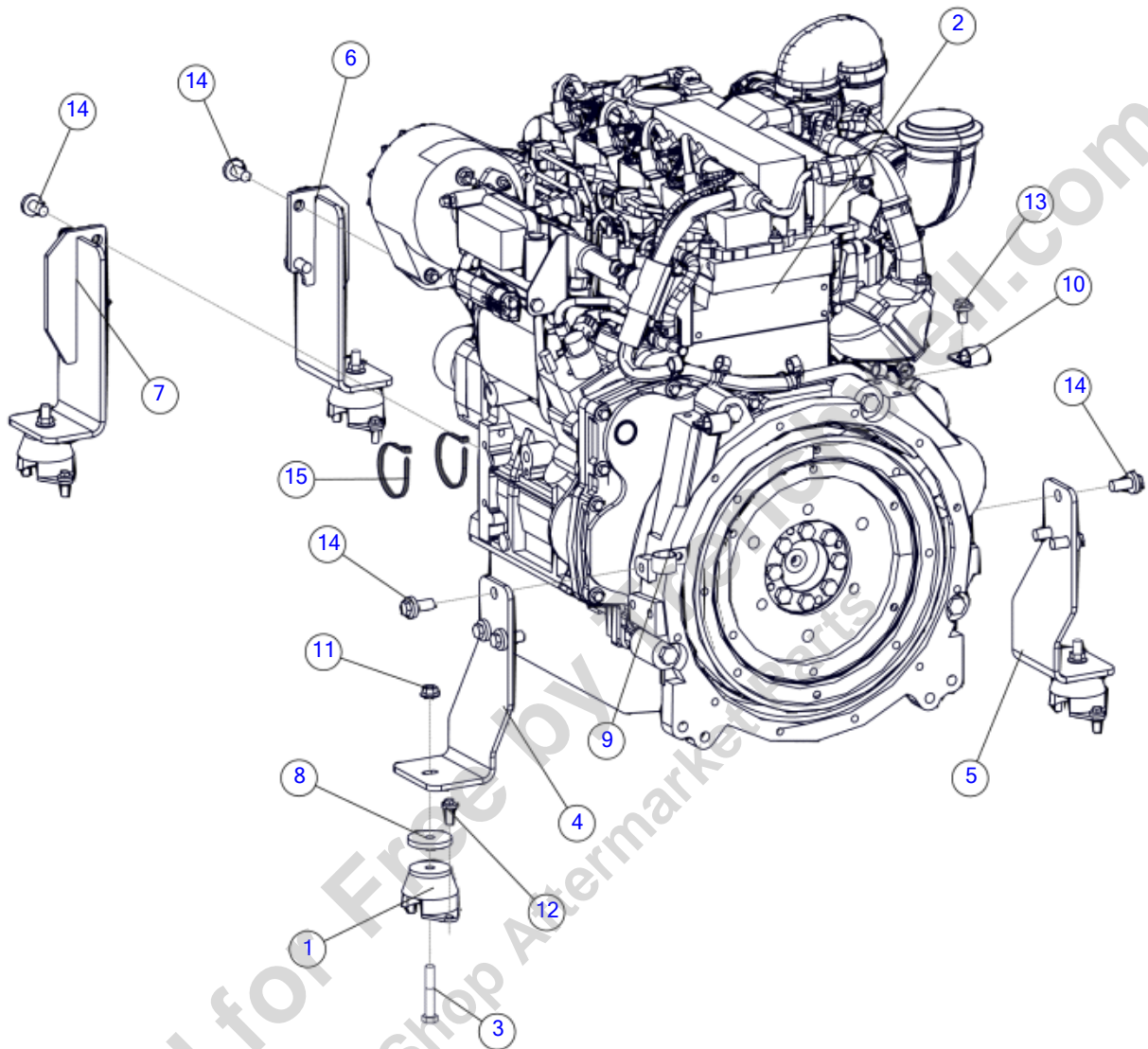


Illustration No: 163674700 Not For Ordering

Engine & Mounts - 74HP (SN 19200-21053)

Fig 11-02

REF NO.	PART NO.	DESCRIPTION	QTY.	REMARKS
1	153890001	MOUNT - ENGINE	4	
2	163674938	ASSY - DEUTZ TD2.9 74 HP (UPGRADE)	1	
2	(163697189)	ENGINE - DEUTZ TD2.9 L L4 74 HP	1	
	163674967	CLAMP - RCF-08-11.80 (090050)	1	
	163674726	DEUTZ FUEL PRE-FILTER	1	
	163674727	DEUTZ FUEL MAIN - FILTER	1	
	140105001	FILTER-OIL	1	
	163674729	DEUTZ SERPENTINE BELT	1	
3	180007696	SCREW-HCS,M10-1.50X60,8.8,YZ,(PATCH)	4	
4	180023254	MOUNT - REAR LH	1	
5	180023255	MOUNT - REAR RH	1	
6	180023266	WELDMENT - ENGINE MOUNT LH	1	
7	180023275	WELDMENT - ENGINE MOUNT RH	1	
8	18150001	SLUG-2 DIA.-1/4"	4	
9	2595009	CLAMP-1 1/4 HOSE #7701164	1	
10	2595019	CLAMP-HOSE, 3/4" W/ 17/32 HOLE, VINYL	2	
11	507085010	NUT-HEXFLNG LOCK, M10-1.50,10.9,YZ,D6927	4	
12	507611020	SCREW-HFS,M8-1.25X20,10.9,YZ,D6921,FT	8	
13	507612016	SCREW-HFS,M10-1.50X16,10.9,YZ,ANSI,B18.2.3.9M,FT	3	
14	507613025	SCREW HFS,M12 1.75X25,10.9,YZ,ANSI,B18.2.3.9M,FT	10	
15	59634001	SINGLE NYTIE - 8"	2	

Engine & Mounts - 74HP (SN 21054-24418)

Fig 11-02R01

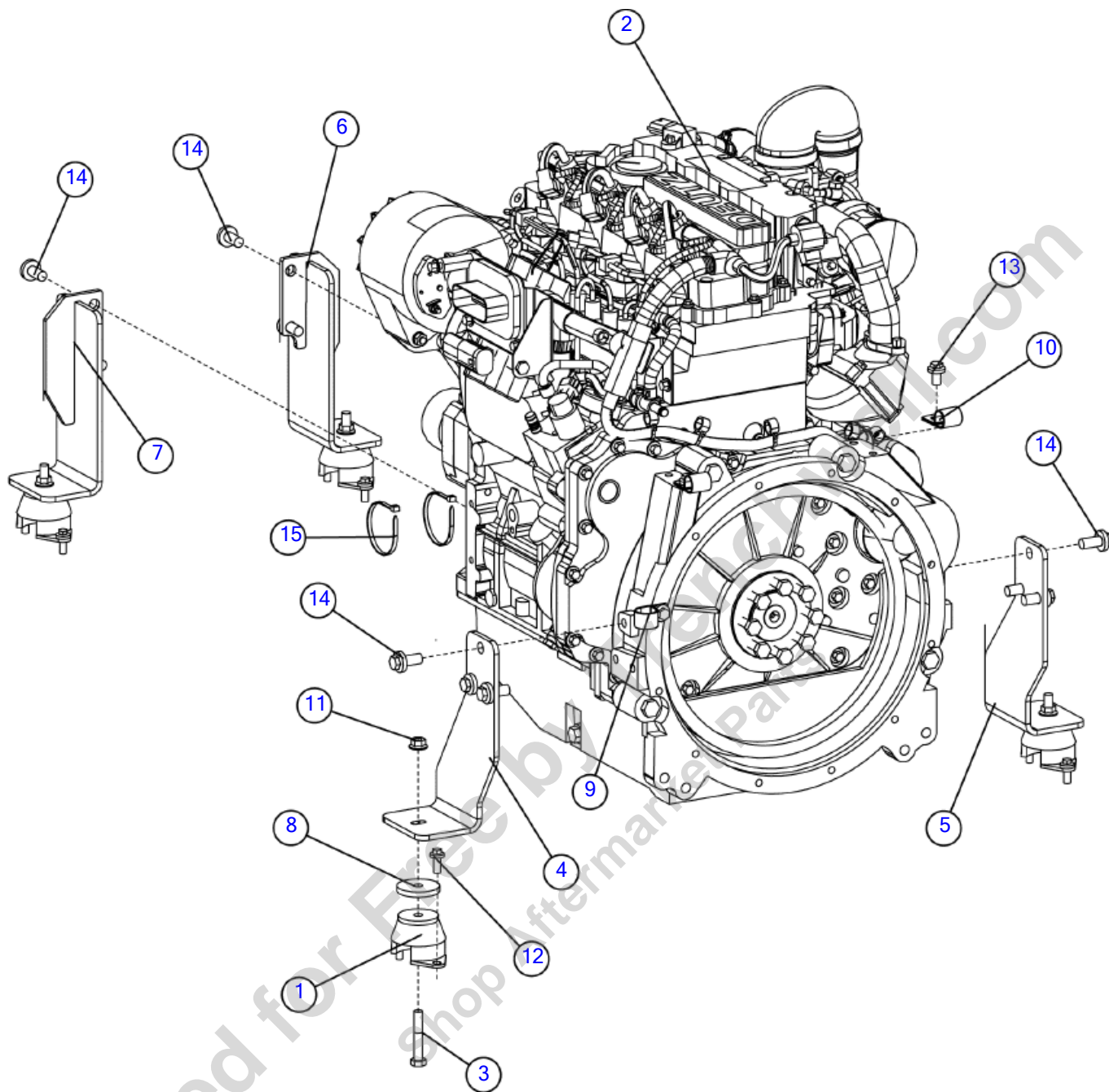


Illustration No: 163674700 Not For Ordering

Engine & Mounts - 74HP (SN 21054-24418)

Fig 11-02R01

REF NO.	PART NO.	DESCRIPTION	QTY.	REMARKS
1	153890001	MOUNT - ENGINE	4	
2	163749398	ENGINE-DEUTZ TD2.9 L4 74 HP	1	Breakdown Fig. 11-2T01 & 11-2T02
2	(163674933)	ENGINE - DEUTZ TD2.9 L4 74 HP	1	Breakdown Fig. 11-2T01 & 11-2T02
3	180007696	SCREW HCS M10 1.50 X 60 8.8 YZ PATCH	4	
4	180023254	MOUNT - REAR LH	1	
5	180023255	MOUNT - REAR RH	1	
6	180023266	WELDMENT - ENGINE MOUNT LH	1	
7	180023275	WELDMENT - ENGINE MOUNT RH	1	
8	18150001	SLUG-2 DIA.-1/4"	4	
9	2595009	CLAMP-1 1/4 HOSE #7701164	1	
10	2595019	CLAMP-HOSE, 3/4in W/ 17/32 HOLE, VINYL	2	
11	507085010	NUT-HEXFLNG LOCK, M10-1.50,10.9,YZ,D6927	4	
12	507611020	SCREW-HFS,M8-1.25X20,10.9,YZ,D6921,FT	8	
13	507612016	SCREW-HFS,M10-1.50X16,10.9,YZ,ANSI,B18.2.3.9M,FT	3	
14	507613025	SCREW HFS,M12 1.75X25,10.9,YZ,ANSI,B18.2.3.9M,FT	10	
15	59634001	SINGLE NYTIE - 8"	2	

Provided for Free by Trenchwell.com
Shop Aftermarket Parts

Engine & Mounts - 74HP (SN 24419-)

Fig 11-02R02

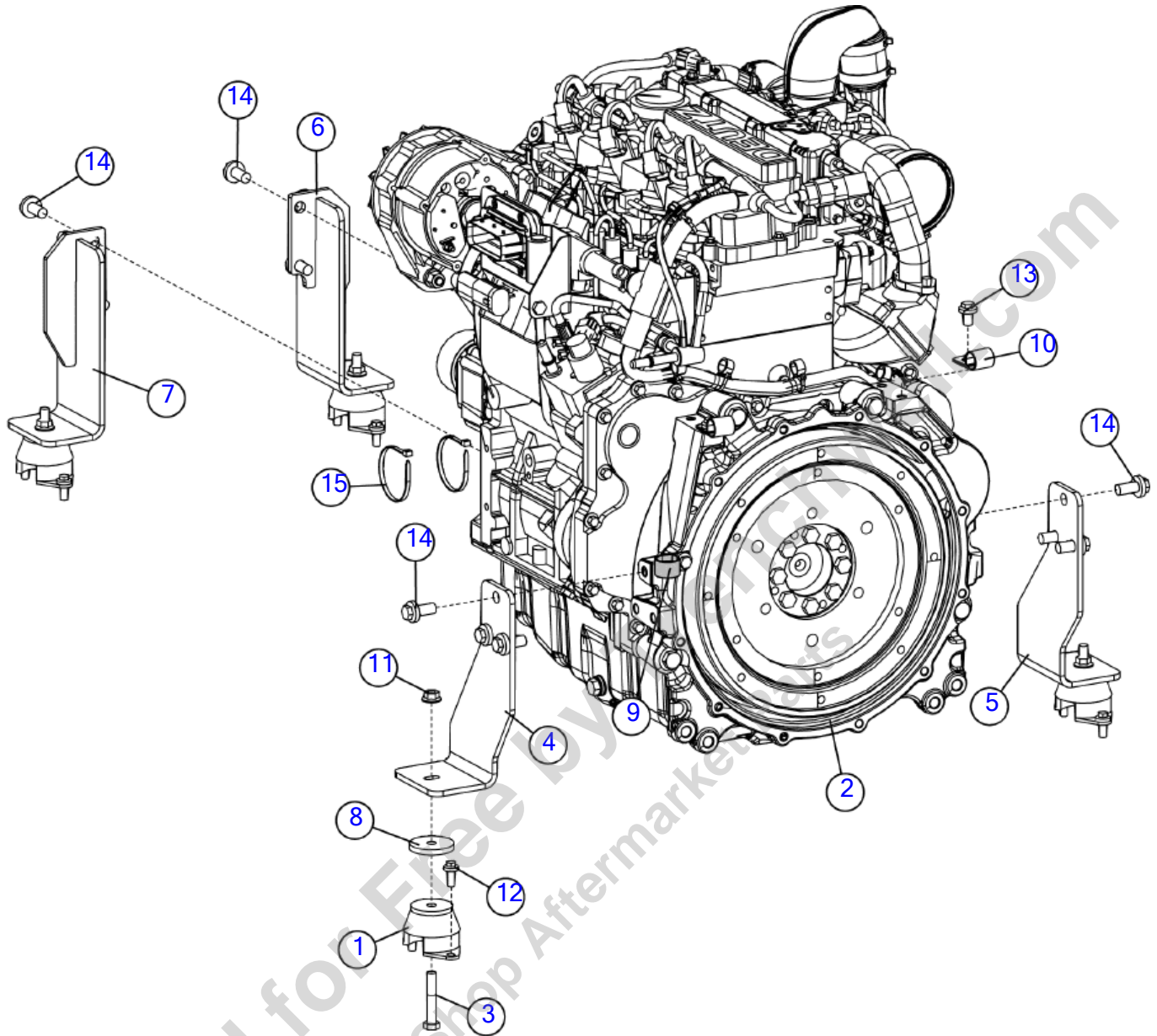


Illustration No: 163674700 Not For Ordering

Engine & Mounts - 74HP (SN 24419-)

Fig 11-02R02

REF NO.	PART NO.	DESCRIPTION	QTY.	REMARKS
1	153890001	MOUNT - ENGINE	4	
2	163749398	ENGINE-DEUTZ TD2.9 L4 74 HP	1	Breakdown Figs. 11-2T01R01 through 11-2T03R01
3	180007696	SCREW HCS M10 1.50 X 60 8.8 YZ PATCH	4	
4	180023254	MOUNT - REAR LH	1	
5	180023255	MOUNT - REAR RH	1	
6	180023266	WELDMENT - ENGINE MOUNT LH	1	
7	180023275	WELDMENT - ENGINE MOUNT RH	1	
8	18150001	SLUG-2 DIA.-1/4"	4	
9	2595009	CLAMP-1 1/4 HOSE "P" STYLE	1	
10	2595019	CLAMP-HOSE, 3/4in W/ 17/32 HOLE, VINYL	2	
11	507085010	NUT-HEXFLNG LOCK, M10-1.50,10.9,YZ,D6927	4	
12	507611020	SCREW-HFS,M8-1.25X20,10.9,YZ,D6921,FT	8	
13	507612016	SCREW-HFS,M10-1.50X16,10.9,YZ,ANSI,B18.2.3.9M,FT	3	
14	507613025	SCREW HFS,M12 1.75X25,10.9,YZ,ANSI,B18.2.3.9M,FT	10	
15	59634001	SINGLE NYTIE - 8"	2	

Provided for Free by Trenchwell.com
Shop Aftermarket Parts

Breakdown - Engine Deutz 1 of 3 (SN 21054-24418)

Fig 11-02T01

* Under warranty, these individual parts and/or assemblies must be ordered through your local engine service center and replaced by a certified engine technician. Any work performed by a non-certified technician may void engine warranty.

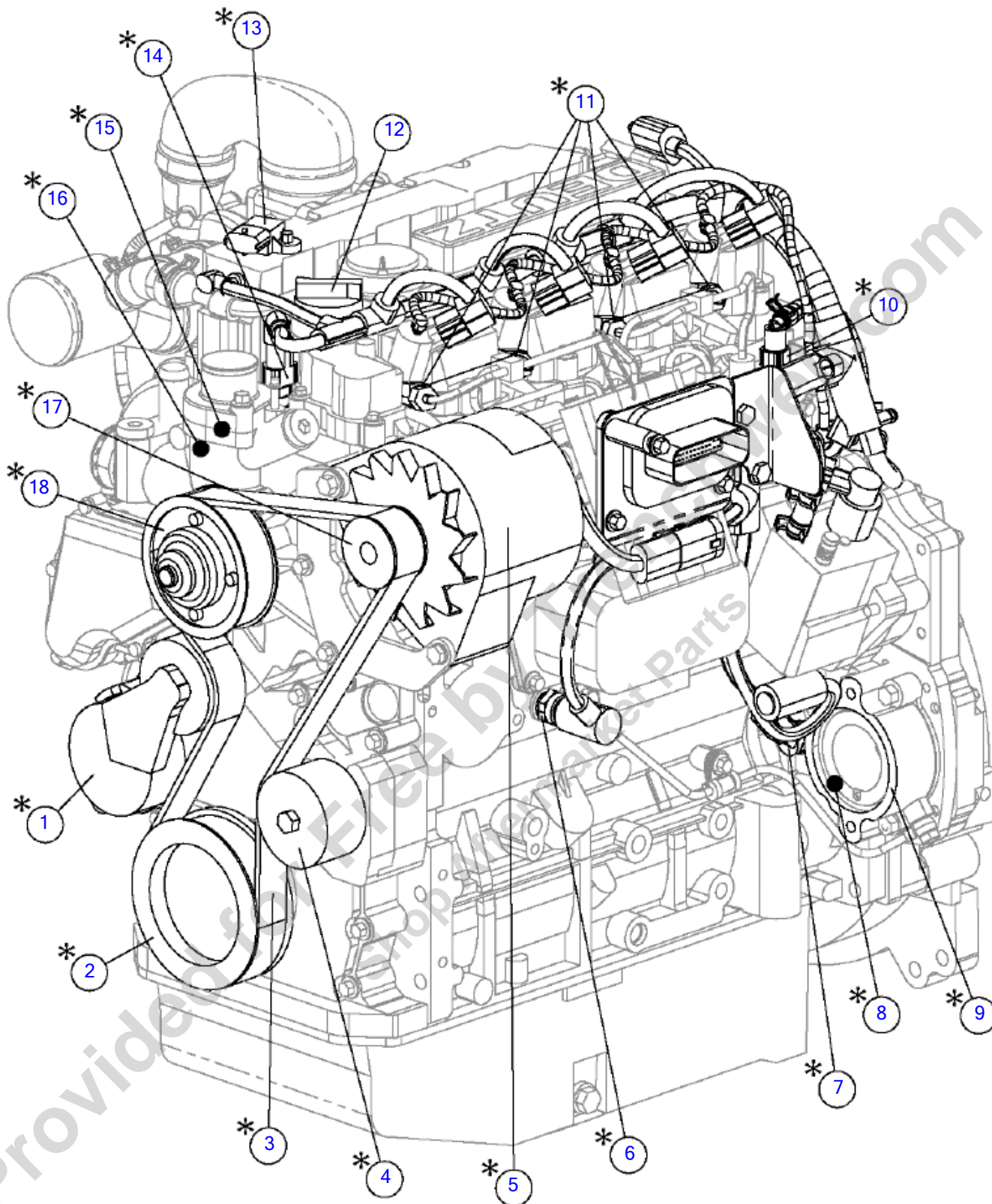


Illustration No. 163674933_BD1-Not For Ordering

Breakdown - Engine Deutz 1 of 3 (SN 21054-24418)

Fig 11-02T01

REF NO.	PART NO.	DESCRIPTION	QTY.	REMARKS
1	296418409	BELT TENSIONER	1	Certified Technician Required.
2	296474038	CRANKSHAFT PULLEY	1	Certified Technician Required.
3	163674729	DEUTZ SERPENTINE BELT	1	Certified Technician Required.
4	296418410	IDLER ROLLER	1	Certified Technician Required.
5	296418408	ALTERNATOR	1	Certified Technician Required.
6	296418401	PRESSURE SENSOR	1	Oil. Certified Technician Required.
7	296447430	TACHO-GENERATOR	1	Certified Technician Required.
8	296474036	AUXILIARY PUMP O-RING	1	Not Shown. Certified Technician Required.
9	296474035	AUXILIARY PUMP GASKET	1	Certified Technician Required.
10	296418401	PRESSURE SENSOR	1	Fuel. Certified Technician Required.
11	296418411	GLOW PLUG	4	Certified Technician Required.
12	140097001	CAP-OIL FILL	1	
13	296454339	TEMP TRANSMITTER	1	Air. Certified Technician Required.
14	296418400	TEMP. SWITCH	1	Coolant. Certified Technician Required.
15	296474027	GASKET (THERMOSTAT)	1	Not Shown. Certified Technician Required.
16	296418414	THERMOSTAT	1	Not Shown. Certified Technician Required.
17	296447427	V-RIB BELT PULLEY	1	Alternator. Certified Technician Required.
18	296418406	PULLEY-V-RIB BELT	1	Fan. Certified Technician Required.
	163749398	ENGINE-DEUTZ TD2.9 L4 74 HP	A/R	Includes Ref. #'s 1-18.
	(163674933)	ENGINE - DEUTZ TD2.9 L4 74 HP	A/R	Includes Ref. #'s 1-18.

Breakdown - Engine Deutz 1 of 3 (SN 24419-)

Fig 11-02T01R01

* Under warranty, this part must be ordered through your local engine service center and replaced by a certified engine technician. Any work performed by a non-certified technician may void engine warranty.

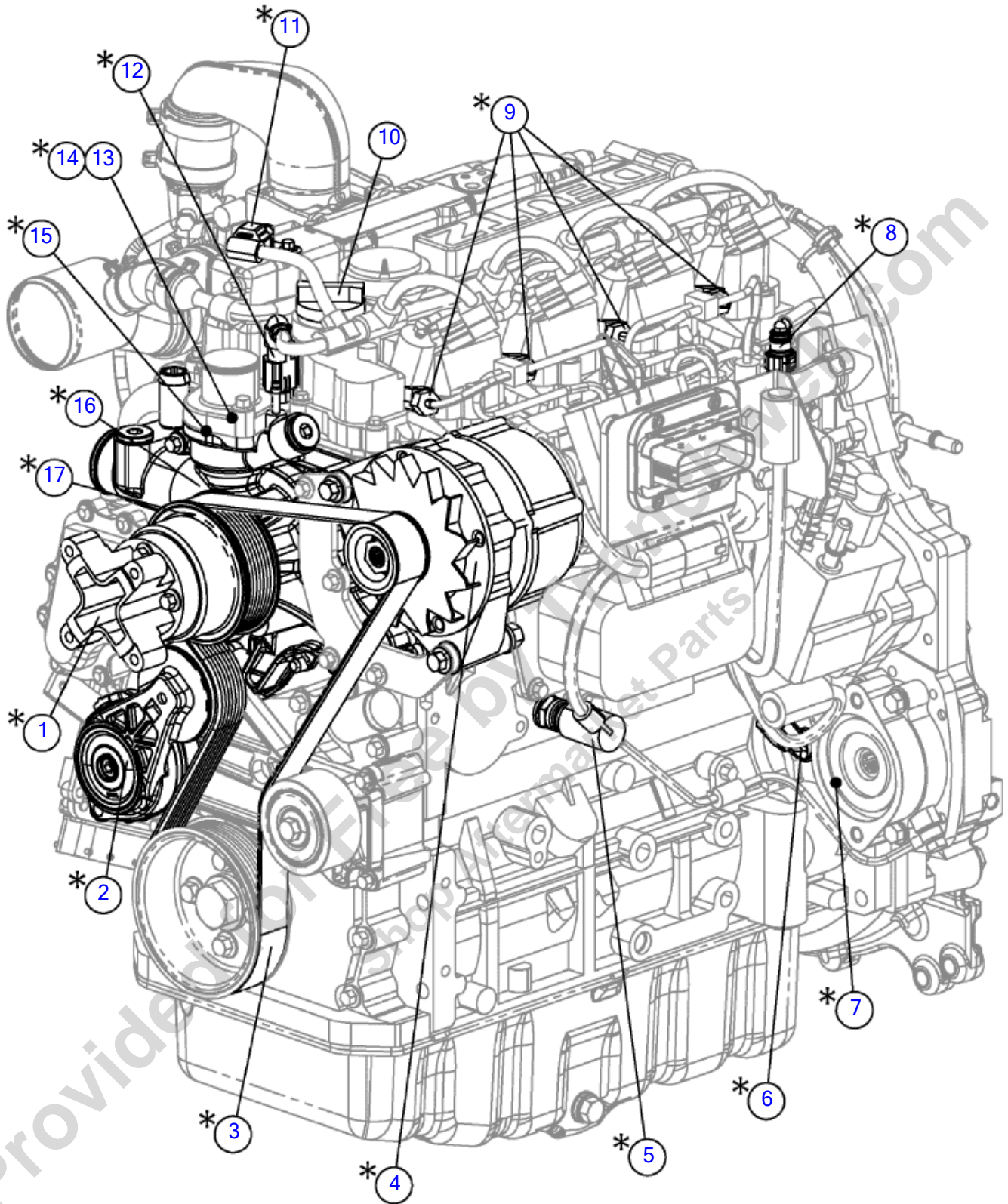


Illustration No. 163749398_BD1-Not For Ordering

Breakdown - Engine Deutz 1 of 3 (SN 24419-)

Fig 11-02T01R01

REF NO.	PART NO.	DESCRIPTION	QTY.	REMARKS
1	163749400	SPACER-FAN-DEUTZ 49/74 HP T4F	1	Certified Technician Required.
2	296418409	BELT TENSIONER	1	Certified Technician Required.
3	163674729	DEUTZ SERPENTINE BELT	1	Certified Technician Required.
4	296418408	ALTERNATOR	1	Certified Technician Required.
5	296418401	PRESSURE SENSOR	1	Oil. Certified Technician Required.
6	296447430	TACHO-GENERATOR	1	Camshaft. Certified Technician Required.
7	296474036	AUXILIARY PUMP O-RING	1	Not Shown. Certified Technician Required.
8	296418401	PRESSURE SENSOR	1	Fuel. Certified Technician Required.
9	296418411	GLOW PLUG	4	Certified Technician Required.
10	140097001	CAP-OIL FILL	1	
11	296454339	TEMP TRANSMITTER	1	Air. Certified Technician Required.
12	296418400	TEMP. SWITCH	1	Coolant. Certified Technician Required.
13	163755211	THERMOSTAT	1	Not Shown. Located Inside Thermostat Housing. Certified Technician Required.
14	296474027	SEAL, THERMOSTAT	1	Not Shown. Located Inside Thermostat Housing. Certified Technician Required.
15	163755212	GASKET, THERMOSTAT	1	Not Shown. Certified Technician Required.
16	163749123	COOLANT PUMP	1	Certified Technician Required.
17	163755352	PULLEY, FAN	1	Certified Technician Required.
	163749398	ENGINE-DEUTZ TD2.9 L4 74 HP	A/R	Includes Ref. #'s 1-17.

Breakdown - Engine Deutz 2 of 3 (SN 21054-24418)

Fig 11-02T02

* Under warranty, these individual parts and/or assemblies must be ordered through your local engine service center and replaced by a certified engine technician. Any work performed by a non-certified technician may void engine warranty.

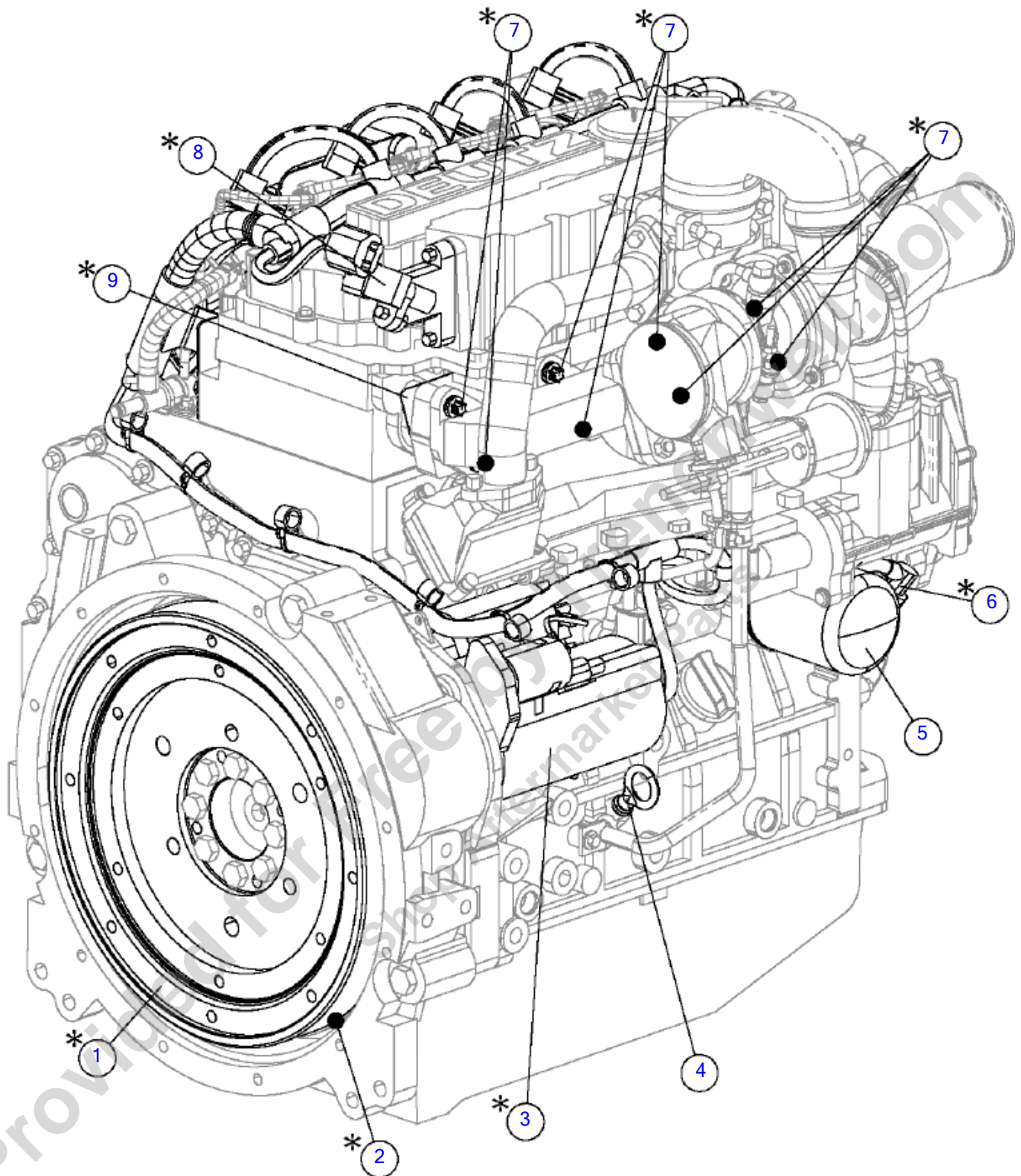


Illustration No. 163674933_B02-Not For Ordering

Breakdown - Engine Deutz 2 of 3 (SN 21054-24418)

Fig 11-02T02

REF NO.	PART NO.	DESCRIPTION	QTY.	REMARKS
1	296474021	FLYWHEEL	1	Certified Technician Required.
2	296474022	RING GEAR	1	Not Shown. Certified Technician Required.
3	296474034	STARTER	1	Certified Technician Required.
4	296454335	DIP STICK	1	
5	140105001	FILTER-OIL	1	
6	296474023	MAGNETIC PICK UP	1	Certified Technician Required.
7	296474026	STUDS (EXHAUST MANIFORD)	8	Not Shown. Certified Technician Required.
8	296454338	PRESSURE SENSOR	1	Air. Certified Technician Required.
9	296474025	GASKET (EXHAUST MANIFOLD)	1	Not Shown. Certified Technician Required.
	163749398	ENGINE-DEUTZ TD2.9 L4 74 HP	A/R	Includes Ref. #'s 1-9.
	(163674933)	ENGINE - DEUTZ TD2.9 L4 74 HP	A/R	Includes Ref. #'s 1-9.

Provided for Free by Trenchwell.com
Shop Aftermarket Parts

Breakdown - Engine Deutz 1 of 3 (SN 24419-)

Fig 11-02T02R01

Breakdown limited because: special tools or training required,
parts not available, may void warranty, and/or not cost effective.

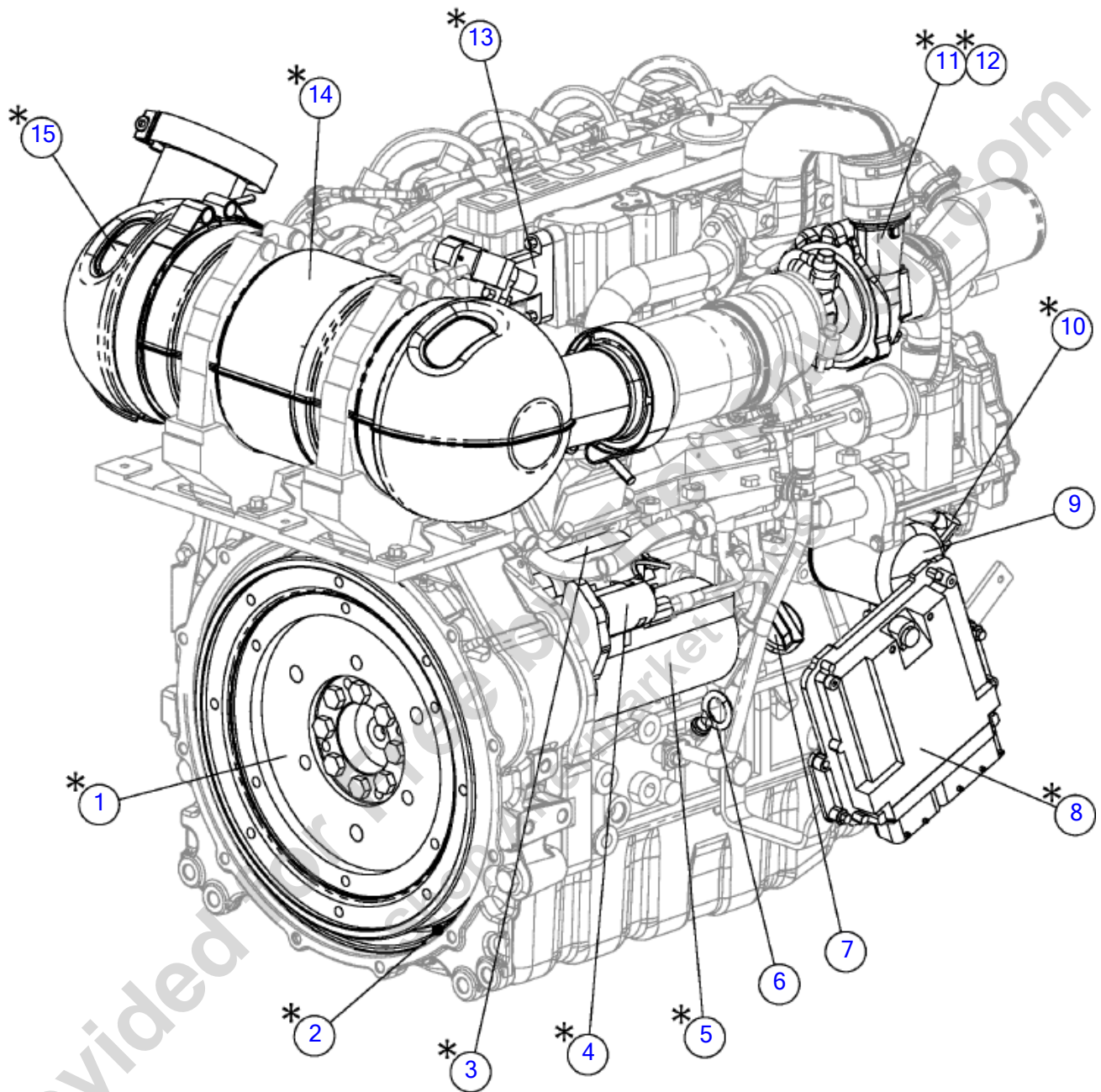


Illustration No. 163749398_BD2-Not For Ordering

Breakdown - Engine Deutz 1 of 3 (SN 24419-)

Fig 11-02T02R01

REF NO.	PART NO.	DESCRIPTION	QTY.	REMARKS
1	296474021	FLYWHEEL	1	Certified Technician Required.
2	296474022	RING GEAR	1	Not Shown. Certified Technician Required.
3	163755208	SOLENOID	1	Certified Technician Required.
4	163755207	RELAY	1	Certified Technician Required.
5	296418407	STARTER	1	Certified Technician Required.
6	296418413	DIPSTICK	1	
7	140097001	CAP-OIL FILL	1	
8	296418412	ECU CONTROLLER	1	Certified Technician Required.
9	140105001	FILTER-OIL	1	
10	296474023	MAGNETIC PICK UP	1	Crankshaft. Certified Technician Required.
11	163755209	TURBOCHARGER	1	Certified Technician Required.
12	163755210	GASKET, TURBOCHARGER	1	Not Shown. Certified Technician Required.
13	296454338	PRESSURE SENSOR	1	Air. Certified Technician Required.
14	163755926	INLET, CATALYST	1	Certified Technician Required.
15	163755927	OUTLET, CATALYST	1	Certified Technician Required.
	163749398	ENGINE-DEUTZ TD2.9 L4 74 HP	A/R	Includes Refs. 1-15.

Provided for Free by Trenchworks
Shop Aftermarket Parts

Breakdown - Engine Deutz 3 of 3 (SN 21054-24418)

Fig 11-02T03

* Under warranty, these individual parts and/or assemblies must be ordered through your local engine service center and replaced by a certified engine technician. Any work performed by a non-certified technician may void engine warranty.

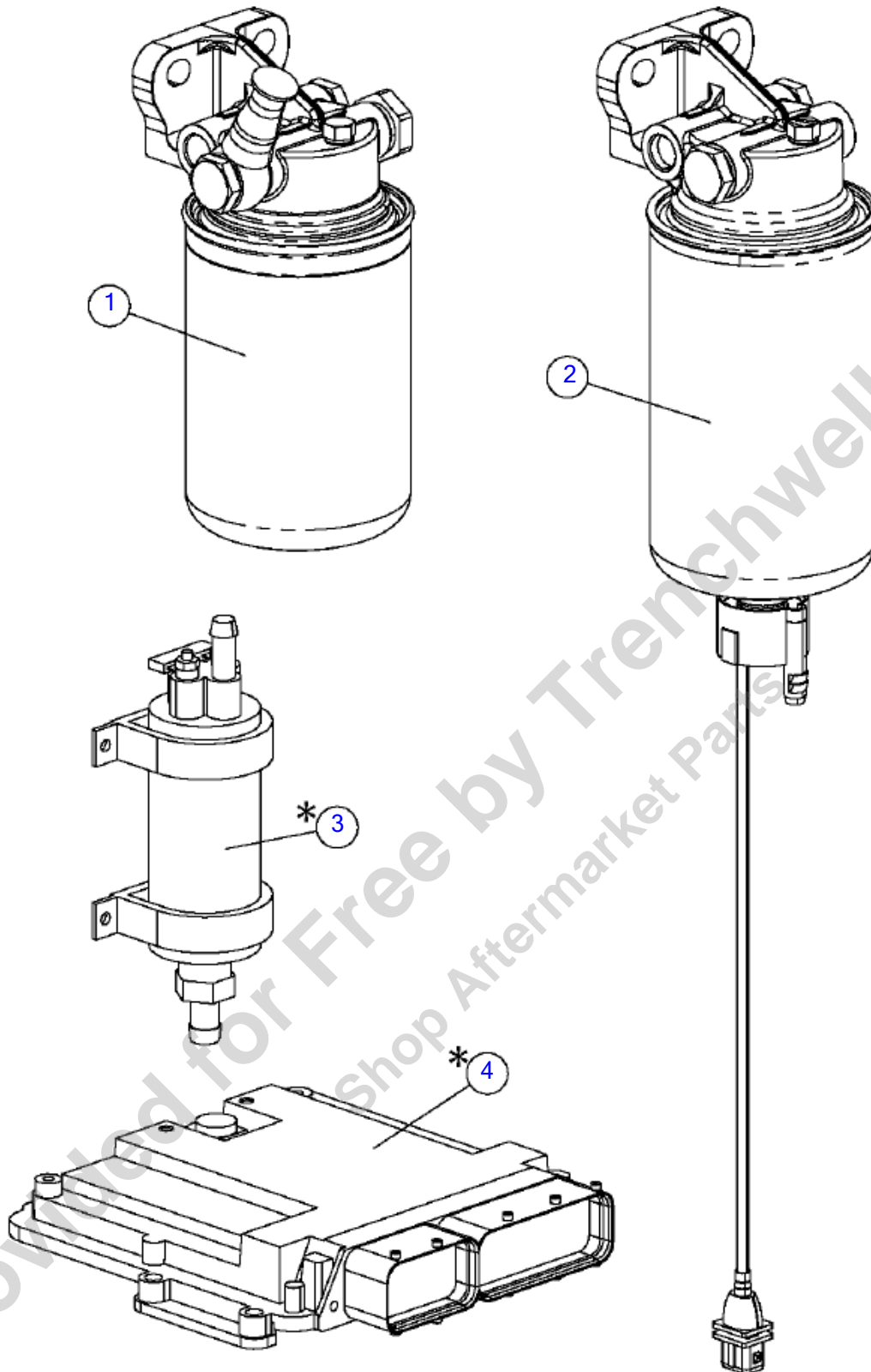


Illustration No. 163674933_BD3-Not For Ordering

Breakdown - Engine Deutz 3 of 3 (SN 21054-24418)

Fig 11-02T03

REF NO.	PART NO.	DESCRIPTION	QTY.	REMARKS
1	163674727	DEUTZ FUEL MAIN - FILTER	1	
2	163674726	DEUTZ FUEL PRE-FILTER	1	
3	296368453	FUEL SUPPLY PUMP	1	Certified Technician Required.
4	296418412	ECU CONTROLLER	1	Certified Technician Required.
	163749398	ENGINE-DEUTZ TD2.9 L4 74 HP	A/R	Includes Ref. #'s 1-4.
	(163674933)	ENGINE - DEUTZ TD2.9 L4 74 HP	A/R	Includes Ref. #'s 1-4.

Provided for Free by Trenchwell.com
Shop Aftermarket Parts

Breakdown - Engine Deutz 3 of 3 (SN 24419-)

Fig 11-02T03R01

* Under warranty, this part must be ordered through your local engine service center and replaced by a certified engine technician. Any work performed by a non-certified technician may void engine warranty.

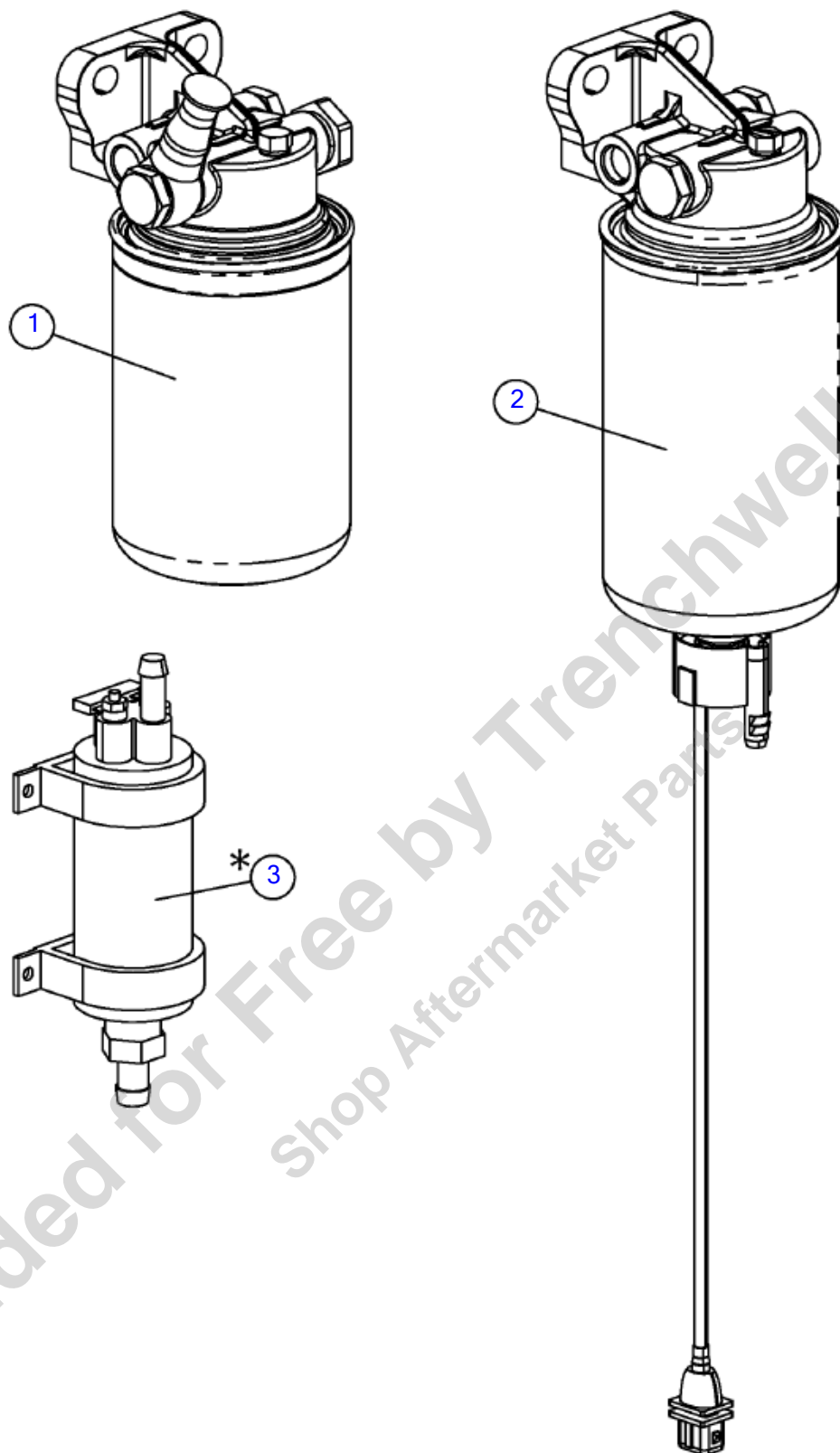


Illustration No. 163749398_BD3-Not For Ordering

Breakdown - Engine Deutz 3 of 3 (SN 24419-)

Fig 11-02T03R01

REF NO.	PART NO.	DESCRIPTION	QTY.	REMARKS
1	163674727	DEUTZ FUEL MAIN - FILTER	1	
2	163674726	DEUTZ FUEL PRE-FILTER	1	
3	296368453	FUEL SUPPLY PUMP	1	Certified Technician Required.
	163749398	ENGINE-DEUTZ TD2.9 L4 74 HP	A/R	Includes Ref. #'s 1-3.

Provided for Free by Trenchwell.com
Shop Aftermarket Parts

Engine & Mounts - 74HP Stage V

Fig 11-02X01

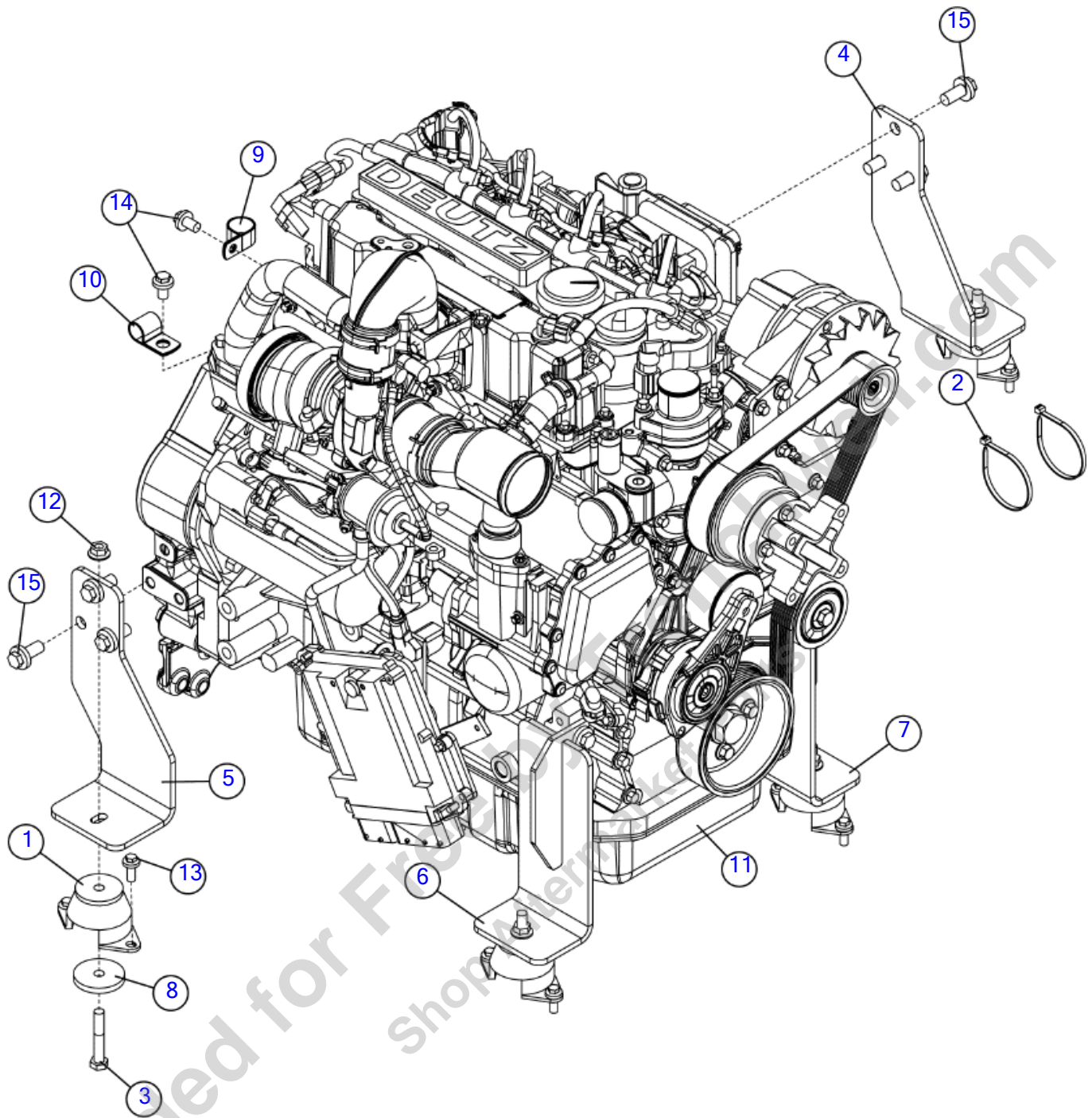


Illustration No: 163777038- Not For Ordering

Engine & Mounts - 74HP Stage V

Fig 11-02X01

REF NO.	PART NO.	DESCRIPTION	QTY.	REMARKS
1	153890001	MOUNT - ENGINE	4	
2	59634001	SINGLE NYTIE - 8"	2	
3	180007696	SCREW HCS M10 1.50 X 60 8.8 YZ PATCH	4	
4	180023254	MOUNT - REAR LH	1	
5	180023255	MOUNT - REAR RH	1	
6	180023266	WELDMENT - ENGINE MOUNT LH	1	
7	180023275	WELDMENT - ENGINE MOUNT RH	1	
8	18150001	SLUG-2 DIA.-1/4"	4	
9	2595009	CLAMP-1 1/4 HOSE "P" STYLE	1	
10	2595019	CLAMP-HOSE, 3/4in W/ 17/32 HOLE, VINYL	2	
11	296519008	ENGINE-DEUTZ TD2.9 L4 74 HP	1	
12	507085010	NUT-HEXFLNG LOCK, M10-1.50,10.9,YZ,D6927	4	
13	507611020	SCREW-HFS,M8-1.25X20,10.9,YZ,D6921,FT	8	
14	507612016	SCREW-HFS,M10-1.50X16,10.9,YZ,ANSI,B18.2.3.9M,FT	3	
15	507613025	SCREW HFS,M12 1.75X25,10.9,YZ,ANSI,B18.2.3.9M,FT	10	

Provided for Free by Trenchwell.com
Shop Aftermarket Parts

Engine Accessories - 49HP (SN 19200-22895)

Fig 11-03

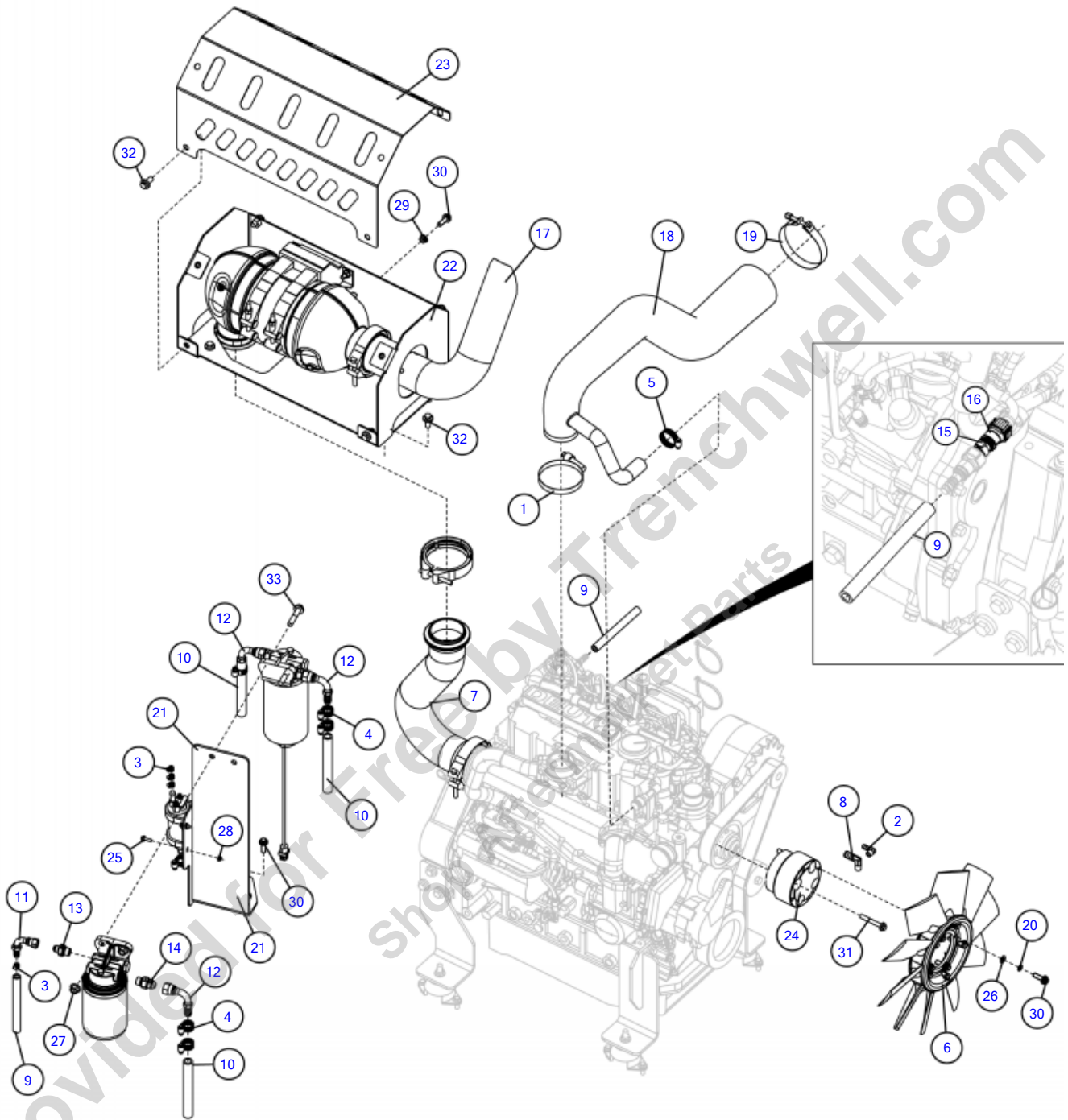


Illustration No: 163674696 Not For Ordering

Engine Accessories - 49HP (SN 19200-22895)

Fig 11-03

REF NO.	PART NO.	DESCRIPTION	QTY.	REMARKS
1	113095001	HOSE CLAMP-CONST.TRQ. CT350L	1	
2	603184001	FITT.-3/8 BARBX1/4M NPT 90DEG	1	
2	(148665001)	FITTING - 1/4 MPT X 3/8 BARB 90 DEG	1	
3	1580001	HOSE CLAMP - WORM GEAR - 5/16in - 7/8in	4	
4	1580003	HOSE CLAMP - 3/4"	6	
5	1580005	HOSE CLAMP - 1"	1	
6	163674669	FAN-D2.9-10BLADE-35 DEG	1	
7	163674681	TUBE - BC1000XL D29 EXHAUST PIPE	1	
8	163674706	FITTING - 1/4 MPT X 1/2 HOSE BARB (90 DEG)	1	
9	163674710	HOSE-FUEL LINES (3/8") 300PSI 120F	2	
10	163674711	HOSE-FUEL LINE (1/2") 300PSI 120F	3	
11	163674733	FITTING - 6FJIC X 3/8 HOSE BARB (90DEG)	1	
12	163674734	FITTING 8FJIC X 1/2 HOSE BARB (90DEG)	3	
13	163674736	FITTING 6MJIC X M16X1.5 (STR)	1	
14	163674737	FITTING 8MJIC X M16X1.5 (STR)	3	
15	163674793	CLAMP - RCF-06-9.89	1	
16	163674808	FITTING-FUEL 9.89MM J2044 TO 3/8 HOSE	1	
17	163674849	BC1000XL 49HP EXHAUST PIPE TIP	1	
18	163674857	HOSE - BC1000XL D2.9 INTAKE	1	
19	163677597	CLAMP-T-BOLT, 4.11"-4.31"	1	
20	17393001	WASHER-8M LOCK	4	
21	180023293	WELDMENT - FUEL SYSTEM MOUNT	1	
22	180023347	WELDMENT - EXHAUST SHIELD	1	
23	180023350	PLATE - EXHAUST SHIELD LEFT	1	
24	180023363	BC1000XL DEUTZ 49HP T4F FAN SPACER	1	
25	296327055	BOLT-M5-.8X16 HEX FLG SCR DIN 6921 GR. 10.9 ZINC	4	
26	506046008	WASHER-FLAT,M8,YZ,D125A	4	
27	506986010	NUT-HEXFLNG,M10-1.50,CL10,YZ,ISO4161	2	
28	507085005	NUT-HEXFLNG LOCK,M5-.80,10.9,YZ,D6927	4	
29	507085008	NUT-HEXFLNG LOCK,M8-1.25,10.9,YZ,D6927	4	
30	507611025	SCREW-HFS,M8-1.25X25,10.9,YZ,D6921,FT	12	
31	507611055	SCREW-HFS,M8-1.25X55,10.9,YZ,D6921,PT	4	
32	507612020	SCREW-HFS,M10-1.50X20,10.9,YZ,ANSI,B18.2.3.9M,FT	8	
33	507612050	SCREW HFS,M10, 1.50X50,10.9,YZ,ANSI,B18.2.3.9M,PT	2	

Engine Accessories - 49HP (SN 22896-23885)

Fig 11-03R01

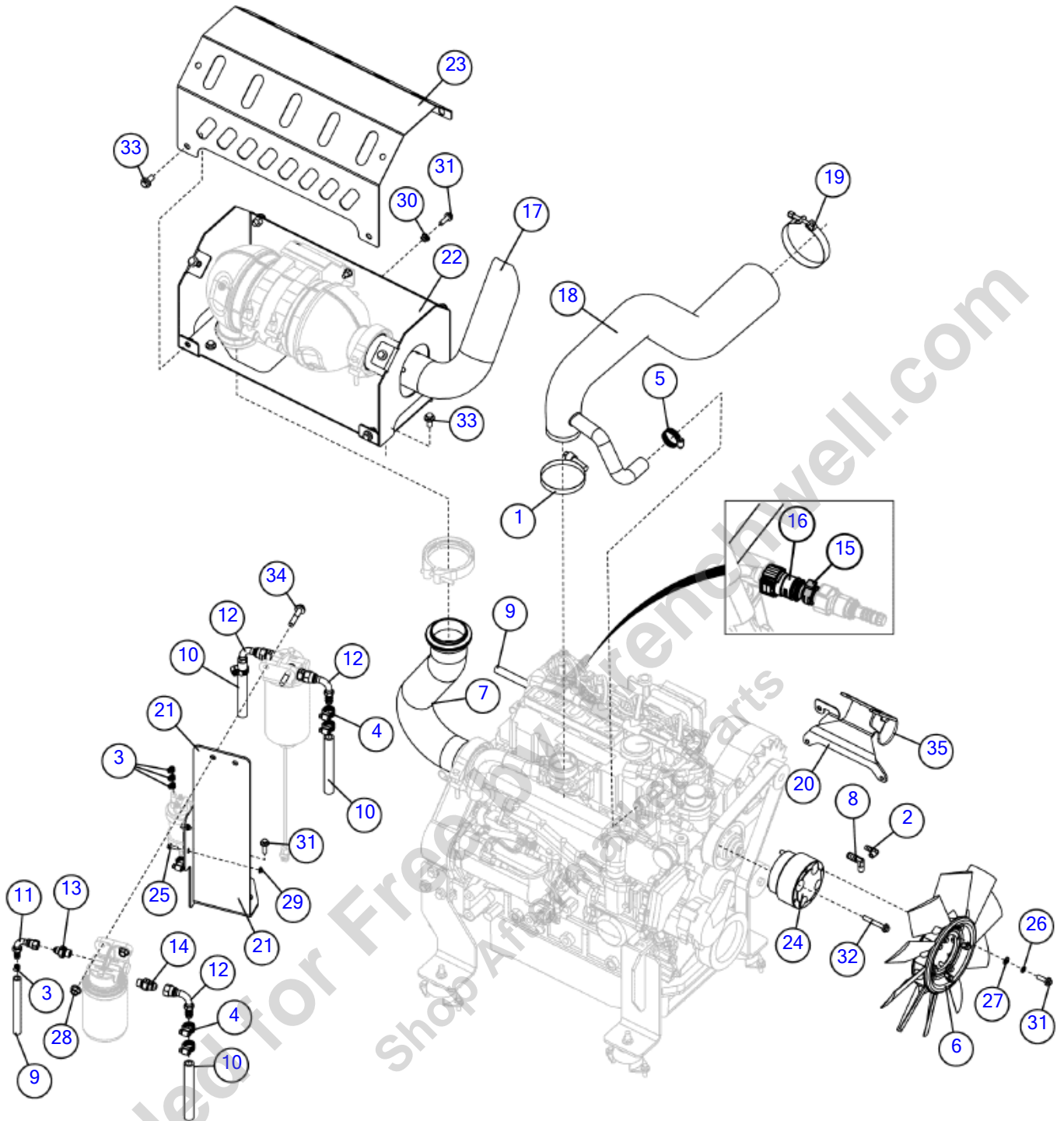


Illustration No: 163674696 Not For Ordering

Engine Accessories - 49HP (SN 22896-23885)

Fig 11-03R01

REF NO.	PART NO.	DESCRIPTION	QTY.	REMARKS
1	113095001	HOSE CLAMP-CONST.TRQ. CT350L	1	
2	603184001	FITT.-3/8 BARBX1/4M NPT 90DEG	1	
2	(148665001)	FITTING - 1/4 MPT X 3/8 BARB 90 DEG	1	
3	1580001	HOSE CLAMP - WORM GEAR - 5/16in - 7/8in	4	
4	1580003	HOSE CLAMP - 3/4"	6	
5	1580005	HOSE CLAMP - 1"	1	
6	163674669	FAN-D2.9-10BLADE-35 DEG	1	
7	163674681	TUBE - BC1000XL D29 EXHAUST PIPE	1	
8	163674706	FITTING - 1/4 MPT X 1/2 HOSE BARB (90 DEG)	1	
9	163674710	HOSE-FUEL LINES (3/8") 300PSI 120F	2	
10	163674711	HOSE - FUEL LINE 1/2in 300PSI 120F	3	
11	163674733	FITTING - 6FJIC X 3/8 HOSE BARB (90DEG)	1	
12	163674734	FITTING 8FJIC X 1/2 HOSE BARB (90DEG)	3	
13	163674736	FITTING 6MJIC X M16X1.5 (STR)	1	
14	163674737	FITTING 8MJIC X M16X1.5 (STR)	3	
15	163674793	CLAMP - RCF-06-9.89	1	
16	163674808	FITTING-FUEL 9.89MM J2044 TO 3/8 HOSE	1	
17	163674849	BC1000XL 49HP EXHAUST PIPE TIP	1	
18	163674857	HOSE - BC1000XL D2.9 INTAKE	1	
19	163677597	CLAMP-T-BOLT, 4.11"-4.31"	1	
20	163720355	WELD-ENGINE HARNESS MOUNT	1	
21	180023293	WELDMENT - FUEL SYSTEM MOUNT	1	
22	180023347	WELDMENT - EXHAUST SHIELD	1	
23	180023350	PLATE - EXHAUST SHIELD LEFT	1	
24	180023363	BC1000XL DEUTZ 49HP T4F FAN SPACER	1	
25	296327055	BOLT-M5-.8X16 HEX FLG SCR DIN 6921 GR. 10.9 ZINC	4	
26	480005	WASHER-5/16 S/T LOCK	4	
27	506046008	WASHER-FLAT,M8,YZ,D125A	4	
28	506986010	NUT-HEXFLNG,M10-1.50,CL10,YZ,ISO4161	2	
29	507085005	NUT-HEXFLNG LOCK,M5-.80,10.9,YZ,D6927	4	
30	507085008	NUT-HEXFLNG LOCK,M8-1.25,10.9,YZ,D6927	4	
31	507611025	SCREW-HFS,M8-1.25X25,10.9,YZ,D6921,FT	12	
32	507611055	SCREW HFS M8 1.25X55 10.9 YZ D6921 PT	4	
33	507612020	SCREW-HFS,M10-1.50X20,10.9,YZ,ANSI,B18.2.3.9M,FT	10	
34	507612050	SCREW HFS,M10, 1.50X50,10.9,YZ,ANSI,B18.2.3.9M,PT	2	
35	59634001	SINGLE NYTIE - 8"	1	

Engine Accessories - 49HP (SN 23886-25451)

Fig 11-03R02

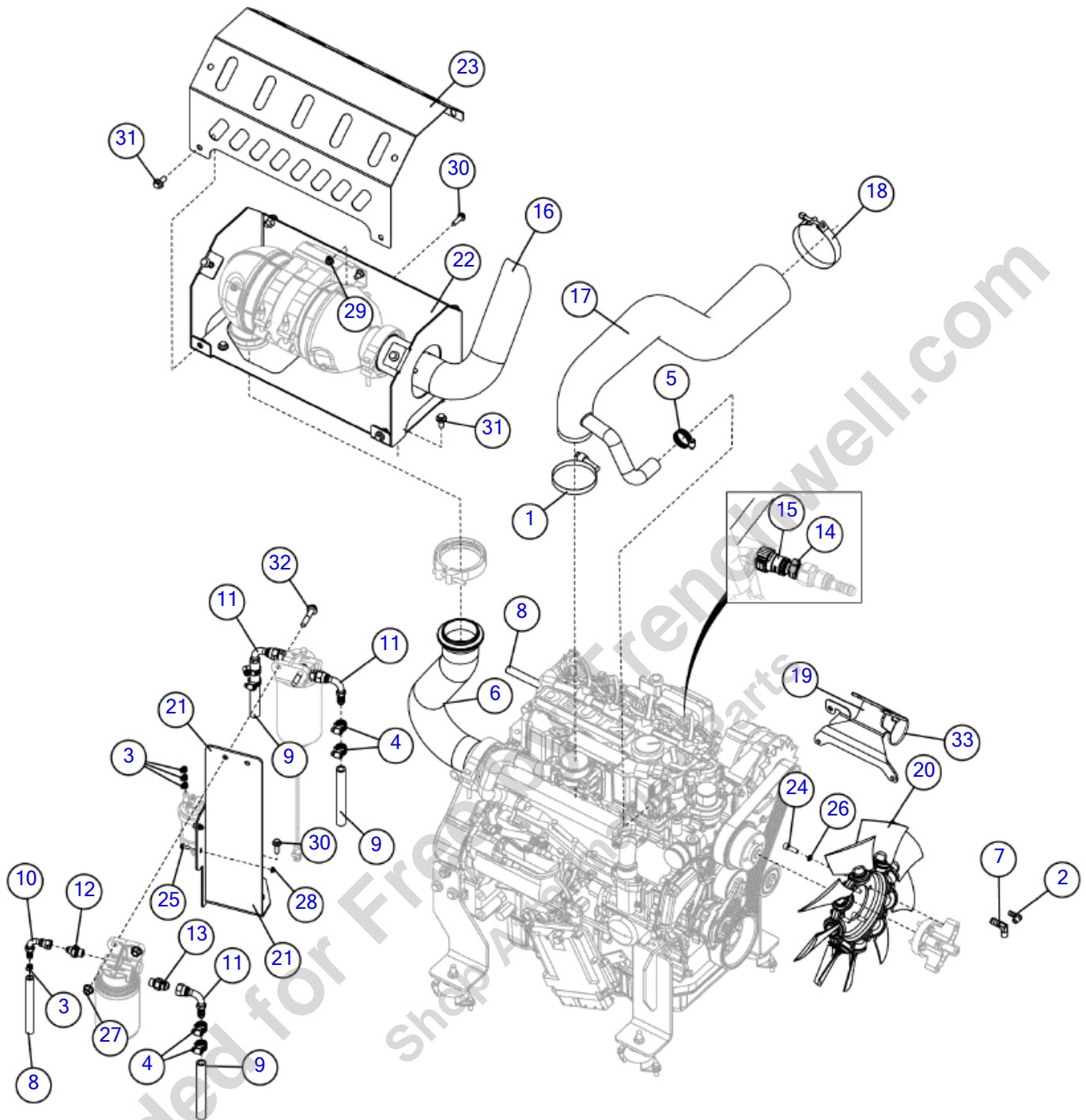


Illustration No: 163674696 Not For Ordering

Engine Accessories - 49HP (SN 23886-25451)

Fig 11-03R02

REF NO.	PART NO.	DESCRIPTION	QTY.	REMARKS
1	113095001	HOSE CLAMP-CONST.TRQ. CT350L	1	
2	603184001	FITT.-3/8 BARBX1/4M NPT 90DEG	1	
2	(148665001)	FITTING - 1/4 MPT X 3/8 BARB 90 DEG	1	
3	1580001	HOSE CLAMP - WORM GEAR - 5/16in - 7/8in	4	
4	1580003	HOSE CLAMP - 3/4"	6	
5	1580005	HOSE CLAMP - 1"	1	
6	163674681	TUBE - BC1000XL D29 EXHAUST PIPE	1	
7	163674706	FITTING - 1/4 MPT X 1/2 HOSE BARB (90 DEG)	1	
8	163674710	HOSE-FUEL LINES (3/8") 300PSI 120F	2	
9	163674711	HOSE - FUEL LINE 1/2in 300PSI 120F	3	
10	163674733	FITTING - 6FJIC X 3/8 HOSE BARB (90DEG)	1	
11	163674734	FITTING 8FJIC X 1/2 HOSE BARB (90DEG)	3	
12	163674736	FITTING 6MJIC X M16X1.5 (STR)	1	
13	163674737	FITTING 8MJIC X M16X1.5 (STR)	3	
14	163674793	CLAMP - RCF-06-9.89	1	
15	163674808	FITTING-FUEL 9.89MM J2044 TO 3/8 HOSE	1	
16	163674849	BC1000XL 49HP EXHAUST PIPE TIP	1	
17	163674857	HOSE - BC1000XL D2.9 INTAKE	1	
18	163677597	CLAMP-T-BOLT, 4.11"-4.31"	1	
19	163720355	WELD-ENGINE HARNESS MOUNT	1	
20	163749112	FAN-15" DIA-9 BLADE-30 DEG-SUCKER	1	
21	180023293	WELDMENT - FUEL SYSTEM MOUNT	1	
22	180023347	WELDMENT - EXHAUST SHIELD	1	
23	180023350	PLATE - EXHAUST SHIELD LEFT	1	
24	180023363	BC1000XL DEUTZ 49HP T4F FAN SPACER	4	
25	296327055	BOLT-M5-.8X16 HEX FLG SCR DIN 6921 GR. 10.9 ZINC	4	
26	124624001	WASHER-LOCK, M8, YZ, DIN 7980,DIA 12.7 , 2.0THICK	4	
27	506986010	NUT-HEXFLNG,M10-1.50,CL10,YZ,ISO4161	2	
28	507085005	NUT GB/T 6177.1 M5-GR8	4	
29	507085008	NUT-HEXFLNG LOCK,M8-1.25,10.9,YZ,D6927	4	
30	507611025	SCREW-HFS,M8-1.25X25,10.9,YZ,D6921,FT	8	
31	507612020	SCREW-HFS,M10-1.50X20,10.9,YZ,ANSI,B18.2.3.9M,FT	10	
32	507612050	SCREW HFS,M10, 1.50X50,10.9,YZ,ANSI,B18.2.3.9M,PT	2	
33	59634001	SINGLE NYTIE - 8"	1	

Engine Accessories - 49HP (SN 25452-29353)

Fig 11-03R03

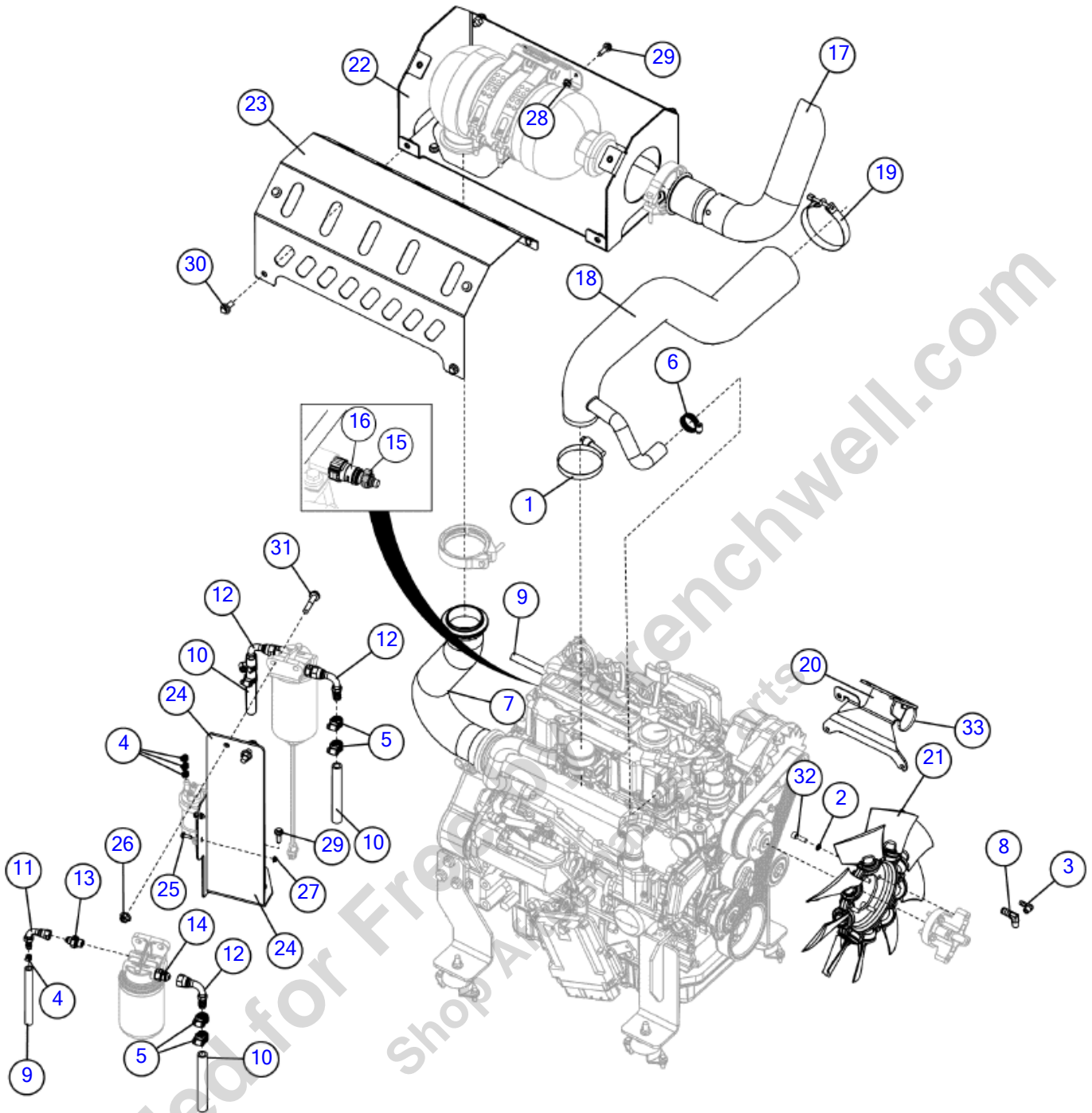


Illustration No: 163674696 Not For Ordering

Engine Accessories - 49HP (SN 25452-29353)

Fig 11-03R03

REF NO.	PART NO.	DESCRIPTION	QTY.	REMARKS
1	113095001	HOSE CLAMP-CONST.TRQ. CT350L	1	
2	124624001	WASHER-LOCK, M8, YZ, DIN 7980,DIA 12.7 , 2.0THICK	4	
3	603184001	FITT.-3/8 BARBX1/4M NPT 90DEG	1	
3	(148665001)	FITTING - 1/4 MPT X 3/8 BARB 90 DEG	1	
4	1580001	HOSE CLAMP - WORM GEAR - 5/16in - 7/8in	4	
5	1580003	HOSE CLAMP - 3/4"	6	
6	1580005	HOSE CLAMP - 1"	1	
7	163674681	TUBE - BC1000XL D29 EXHAUST PIPE	1	
8	163674706	FITTING - 1/4 MPT X 1/2 HOSE BARB (90 DEG)	1	
9	163674710	HOSE-FUEL LINES (3/8") 300PSI 120F	2	
10	163674711	HOSE - FUEL LINE 1/2in 300PSI 120F	3	
11	163674733	FITTING - 6FJIC X 3/8 HOSE BARB (90DEG)	1	
12	163674734	FITTING 8FJIC X 1/2 HOSE BARB (90DEG)	3	
13	163674736	FITTING 6MJIC X M16X1.5 (STR)	1	
14	163674737	FITTING 8MJIC X M16X1.5 (STR)	3	
15	163674793	CLAMP - RCF-06-9.89	1	
16	163674808	FITTING-FUEL 9.89MM J2044 TO 3/8 HOSE	1	
17	163674849	BC1000XL 49HP EXHAUST PIPE TIP	1	
18	163674857	HOSE - BC1000XL D2.9 INTAKE	1	
19	163677597	CLAMP-T-BOLT, 4.11"-4.31"	1	
20	163720355	WELD-ENGINE HARNESS MOUNT	1	
21	163749112	FAN-15" DIA-9 BLADE-30 DEG-SUCKER	1	
22	163709861	WELDMENT - EXHAUST SHIELD	1	
22	(163749624)	WELDMENT - EXHAUST SHIELD 49 HP	1	
23	163749627	PLATE - EXHAUST SHIELD TOP 49 HP	1	
24	180023293	WELDMENT - FUEL SYSTEM MOUNT	1	
25	296327055	BOLT-M5-.8X16 HEX FLG SCR DIN 6921 GR. 10.9 ZINC	4	
26	506986010	NUT-HEXFLNG,M10-1.50,CL10,YZ,ISO4161	2	
27	507085005	NUT GB/T 6177.1 M5-GR8	4	
28	507085008	NUT-HEXFLNG LOCK,M8-1.25,10.9,YZ,D6927	4	
29	507611025	SCREW-HFS,M8-1.25X25,10.9,YZ,D6921,FT	8	
30	507612020	SCREW-HFS,M10-1.50X20,10.9,YZ,ANSI,B18.2.3.9M,FT	10	
31	507612050	SCREW HFS,M10, 1.50X50,10.9,YZ,ANSI,B18.2.3.9M,PT	2	
32	507714025	BOLT - SHCS,M8-1.25X25,DIN912,12.9	4	
33	59634001	SINGLE NYTIE - 8"	1	

Engine Accessories - 49HP (SN 29354-)

Fig 11-03R04

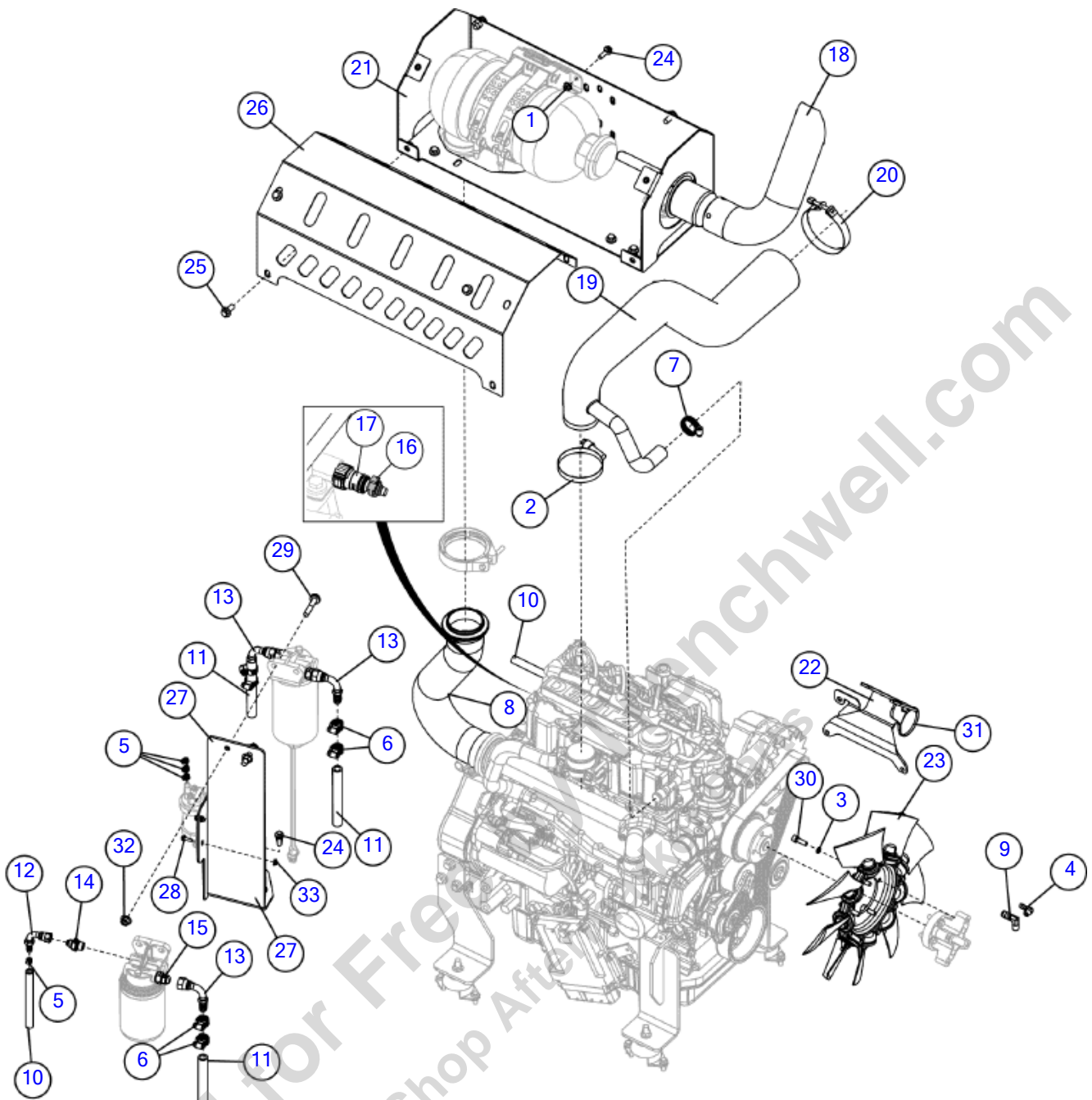


Illustration No: 163674696 Not For Ordering

Engine Accessories - 49HP (SN 29354-)

Fig 11-03R04

REF NO.	PART NO.	DESCRIPTION	QTY.	REMARKS
1	507085008	NUT-HEXFLNG LOCK,M8-1.25,10.9,D6927	4	
2	113095001	HOSE CLAMP-CONST.TRQ. CT350L	1	
3	124624001	WASHER-LOCK, M8, DIN 7980,DIA 12.7 , 2.0THICK	4	
4	603184001	FITT.-3/8 BARBX1/4M NPT 90DEG	1	
4	(148665001)	FITTING - 1/4 MPT X 3/8 BARB 90 DEG	1	
5	1580001	HOSE CLAMP - WORM GEAR - 5/16in - 7/8in	4	
6	1580003	HOSE CLAMP - 3/4"	6	
7	1580005	HOSE CLAMP - 1"	1	
8	163674681	TUBE - BC1000XL D29 EXHAUST PIPE	1	
9	163674706	FITTING - 1/4 MPT X 1/2 HOSE BARB (90 DEG)	1	
10	163674710	HOSE-FUEL LINES (3/8") 300PSI 120F	2	
11	163674711	HOSE - FUEL LINE 1/2in 300PSI 120F	3	
12	163674733	FITTING - 6FJIC X 3/8 HOSE BARB (90DEG)	1	
13	163674734	FITTING 8FJIC X 1/2 HOSE BARB (90DEG)	3	
14	163674736	FITTING 6MJIC X M16X1.5 (STR)	1	
15	163674737	FITTING 8MJIC X M16X1.5 (STR)	3	
16	163674793	CLAMP - RCF-06-9.89	1	
17	163674808	FITTING-FUEL 9.89MM J2044 TO 3/8 HOSE	1	
18	163674849	BC1000XL 49HP EXHAUST PIPE TIP	1	
19	163674857	HOSE - BC1000XL D2.9 INTAKE	1	
20	163677597	CLAMP-T-BOLT, 4.11"-4.31"	1	
21	163709861	WELDMENT - EXHAUST SHIELD	1	
22	163720355	WELD-ENGINE HARNESS MOUNT	1	
23	163749112	FAN-15" DIA-9 BLADE-30 DEG-SUCKER	1	
24	507611025	SCREW-HFS,M8-1.25X25,10.9,D6921,FT	8	
25	507612020	SCREW-HFS,M10-1.50X20,10.9,ANSI,B18.2.3.9M,FT	10	
26	180023289	PLATE - EXHAUST SHIELD LEFT	1	
27	180023293	WELDMENT - FUEL SYSTEM MOUNT	1	
28	296327055	BOLT-M5-.8X16 HEX FLG SCR DIN 6921 GR. 10.9 ZINC	4	
29	507612050	SCREW HFS,M10, 1.50X50,10.9,ANSI,B18.2.3.9M,PT	2	
30	507714025	BOLT - SHCS,M8-1.25X25,DIN912,12.9	4	
31	59634001	SINGLE NYTIE - 8"	1	
32	506986010	NUT-HEXFLNG,M10-1.50,CL10,ISO4161	2	
33	507085005	NUT GB/T 6177.1 M5-GR8	4	

Engine Accessories - 74HP (SN 19200-25451)

Fig 11-04

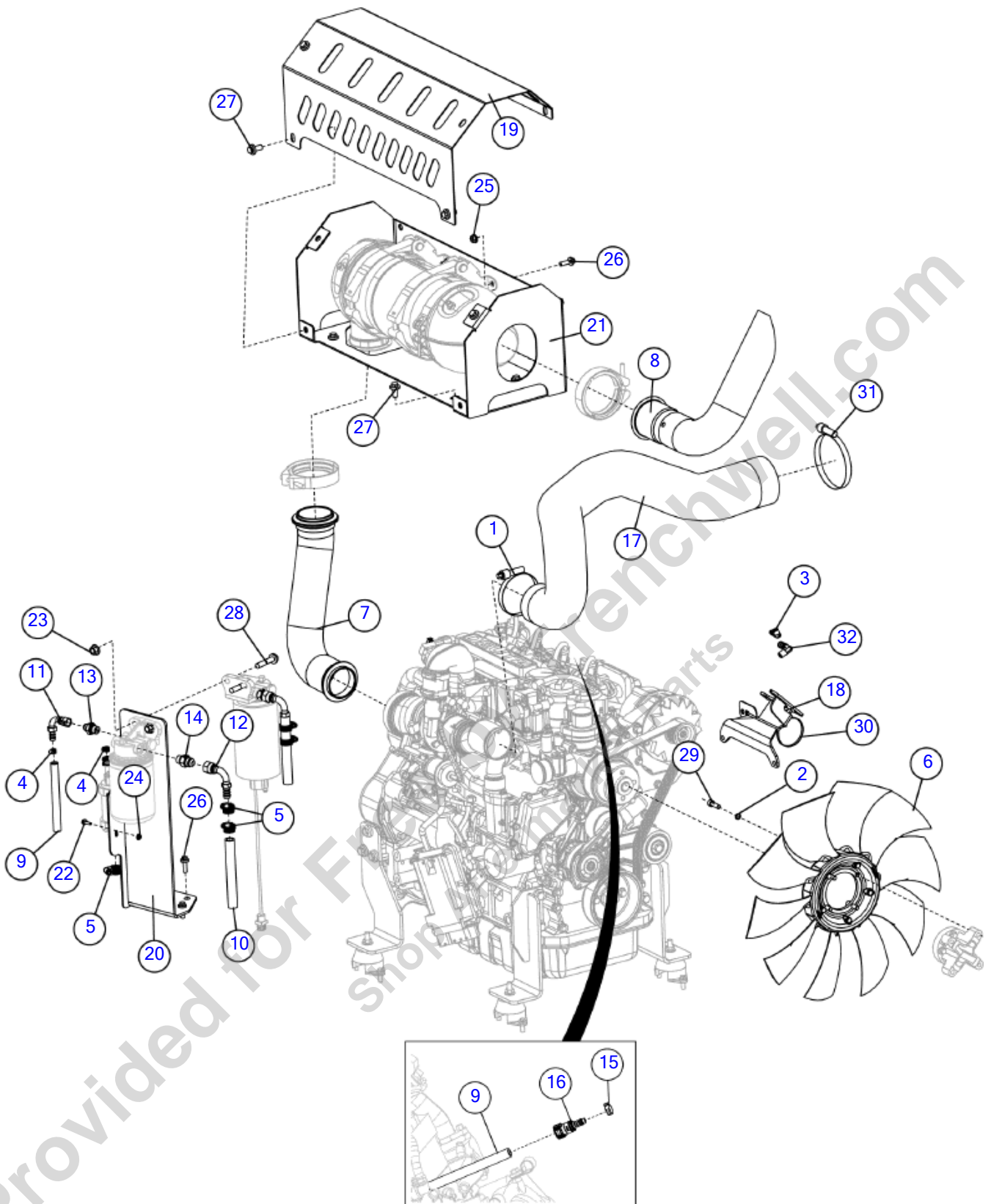


Illustration No: 163674699 Not For Ordering

Engine Accessories - 74HP (SN 19200-25451)

Fig 11-04

REF NO.	PART NO.	DESCRIPTION	QTY.	REMARKS
1	113095001	HOSE CLAMP-CONST.TRQ. CT350L	1	
2	124624001	WASHER-LOCK, M8, YZ, DIN 7980,DIA 12.7 , 2.0THICK	4	
3	603184001	FITT.-3/8 BARBX1/4M NPT 90DEG	1	
3	(148665001)	FITTING - 1/4 MPT X 3/8 BARB 90 DEG	1	
4	1580001	HOSE CLAMP - WORM GEAR - 5/16in - 7/8in	4	
5	1580003	HOSE CLAMP - 3/4"	6	
6	163674666	FAN - TD2.9-10BLADE-30 DEG	1	
7	163674680	TUBE - BC1000XL TD29 EXHAUST PIPE	1	
	180025439	CLAMP	1	
	296418398	SPACER-CLAMP	1	
8	163674693	BC1000XL 74HP EXHAUST PIPE TIP	1	
9	163674710	HOSE-FUEL LINES (3/8") 300PSI 120F	2	
10	163674711	HOSE - FUEL LINE 1/2in 300PSI 120F	3	
11	163674733	FITTING - 6FJIC X 3/8 HOSE BARB (90DEG)	1	
12	163674734	FITTING 8FJIC X 1/2 HOSE BARB (90DEG)	3	
13	163674736	FITTING 6MJIC X M16X1.5 (STR)	1	
14	163674737	FITTING 8MJIC X M16X1.5 (STR)	3	
15	163674793	CLAMP - RCF-06-9.89	1	
16	163674808	FITTING-FUEL 9.89MM J2044 TO 3/8 HOSE	1	
17	163674856	HOSE - BC1000XL TD2.9 INTAKE	1	
18	163720355	WELD-ENGINE HARNESS MOUNT	1	
19	180023289	PLATE - EXHAUST SHIELD LEFT	1	
20	180023293	WELDMENT - FUEL SYSTEM MOUNT	1	
21	180023346	WELDMENT - EXHAUST SHIELD	1	
22	296327055	BOLT-M5-.8X16 HEX FLG SCR DIN 6921 GR. 10.9 ZINC	4	
23	506986010	NUT-HEXFLNG,M10-1.50,CL10,YZ,ISO4161	2	
24	507085005	NUT GB/T 6177.1 M5-GR8	4	
25	507085008	NUT-HEXFLNG LOCK,M8-1.25,10.9,YZ,D6927	8	
26	507611025	SCREW-HFS,M8-1.25X25,10.9,YZ,D6921,FT	12	
27	507612020	SCREW-HFS,M10-1.50X20,10.9,YZ,ANSI,B18.2.3.9M,FT	10	
28	507612050	SCREW HFS,M10, 1.50X50,10.9,YZ,ANSI,B18.2.3.9M,PT	2	
29	507714025	BOLT - SHCS,M8-1.25X25,DIN912,12.9	4	
30	59634001	SINGLE NYTIE - 8"	1	
31	604843001	CLAMP - CONSTANT TORQUE 3 3/4-4 5/8 DIA.	1	
32	163674706	FITTING - 1/4 MPT X 1/2 HOSE BARB (90 DEG)	1	

Engine Accessories - 74HP (SN 25452- 29353)

Fig 11-04R01

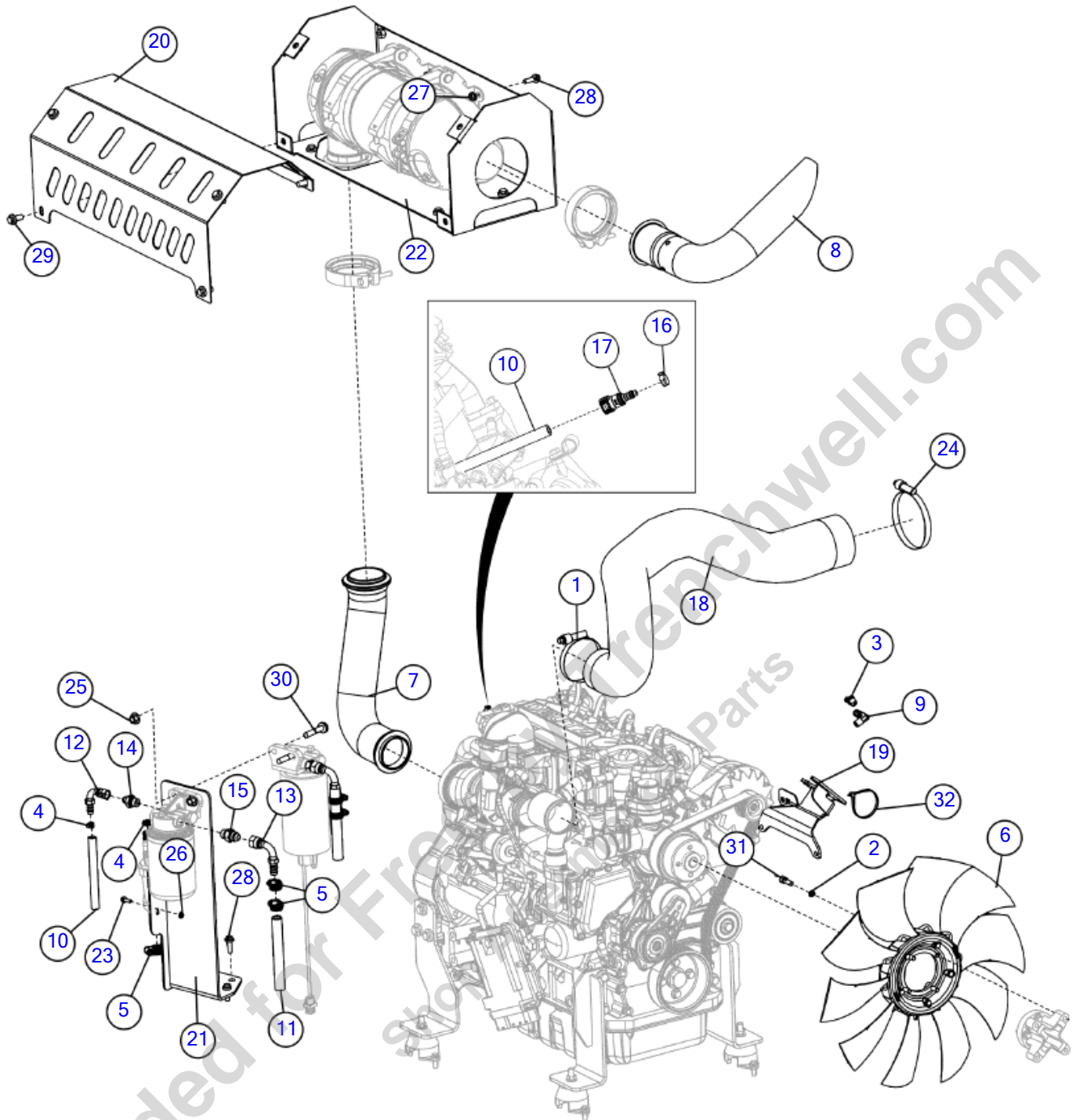


Illustration No: 163674699 Not For Ordering

Engine Accessories - 74HP (SN 25452- 29353)

Fig 11-04R01

REF NO.	PART NO.	DESCRIPTION	QTY.	REMARKS
1	113095001	HOSE CLAMP-CONST.TRQ. CT350L	1	
2	124624001	WASHER-LOCK, M8, YZ, DIN 7980,DIA 12.7 , 2.0THICK	4	
3	603184001	FITT.-3/8 BARBX1/4M NPT 90DEG	1	
3	(148665001)	FITTING - 1/4 MPT X 3/8 BARB 90 DEG	1	
4	1580001	HOSE CLAMP - WORM GEAR - 5/16in - 7/8in	4	
5	1580003	HOSE CLAMP - 3/4"	6	
6	163674666	FAN - TD2.9-10BLADE-30 DEG	1	
7	163674680	TUBE - BC1000XL TD29 EXHAUST PIPE	1	
	180025439	CLAMP	1	
	296418398	SPACER-CLAMP	1	
8	163674693	BC1000XL 74HP EXHAUST PIPE TIP	1	
9	163674706	FITTING - 1/4 MPT X 1/2 HOSE BARB (90 DEG)	1	
10	163674710	HOSE-FUEL LINES (3/8") 300PSI 120F	2	
11	163674711	HOSE - FUEL LINE 1/2in 300PSI 120F	3	
12	163674733	FITTING - 6FJIC X 3/8 HOSE BARB (90DEG)	1	
13	163674734	FITTING 8FJIC X 1/2 HOSE BARB (90DEG)	3	
14	163674736	FITTING 6MJIC X M16X1.5 (STR)	1	
15	163674737	FITTING 8MJIC X M16X1.5 (STR)	3	
16	163674793	CLAMP - RCF-06-9.89	1	
17	163674808	FITTING-FUEL 9.89MM J2044 TO 3/8 HOSE	1	
18	163674856	HOSE - BC1000XL TD2.9 INTAKE	1	
19	163720355	WELD-ENGINE HARNESS MOUNT	1	
20	180023289	PLATE - EXHAUST SHIELD LEFT	1	
21	180023293	WELDMENT - FUEL SYSTEM MOUNT	1	
22	163749512	WELDMENT - EXHAUST SHIELD	1	
23	296327055	BOLT-M5-.8X16 HEX FLG SCR DIN 6921 GR. 10.9 ZINC	4	
24	604843001	CLAMP - CONSTANT TORQUE 3 3/4-4 5/8 DIA.	1	
25	506986010	NUT-HEXFLNG,M10-1.50,CL10,YZ,ISO4161	2	
26	507085005	NUT GB/T 6177.1 M5-GR8	4	
27	507085008	NUT-HEXFLNG LOCK,M8-1.25,10.9,YZ,D6927	8	
28	507611025	SCREW-HFS,M8-1.25X25,10.9,YZ,D6921,FT	12	
29	507612020	SCREW-HFS,M10-1.50X20,10.9,YZ,ANSI,B18.2.3.9M,FT	10	
30	507612050	SCREW HFS,M10, 1.50X50,10.9,YZ,ANSI,B18.2.3.9M,PT	2	
31	507714025	BOLT - SHCS,M8-1.25X25,DIN912,12.9	4	
32	59634001	SINGLE NYTIE - 8"	1	

Engine Accessories - 74HP (SN 29354-)

Fig 11-04R02

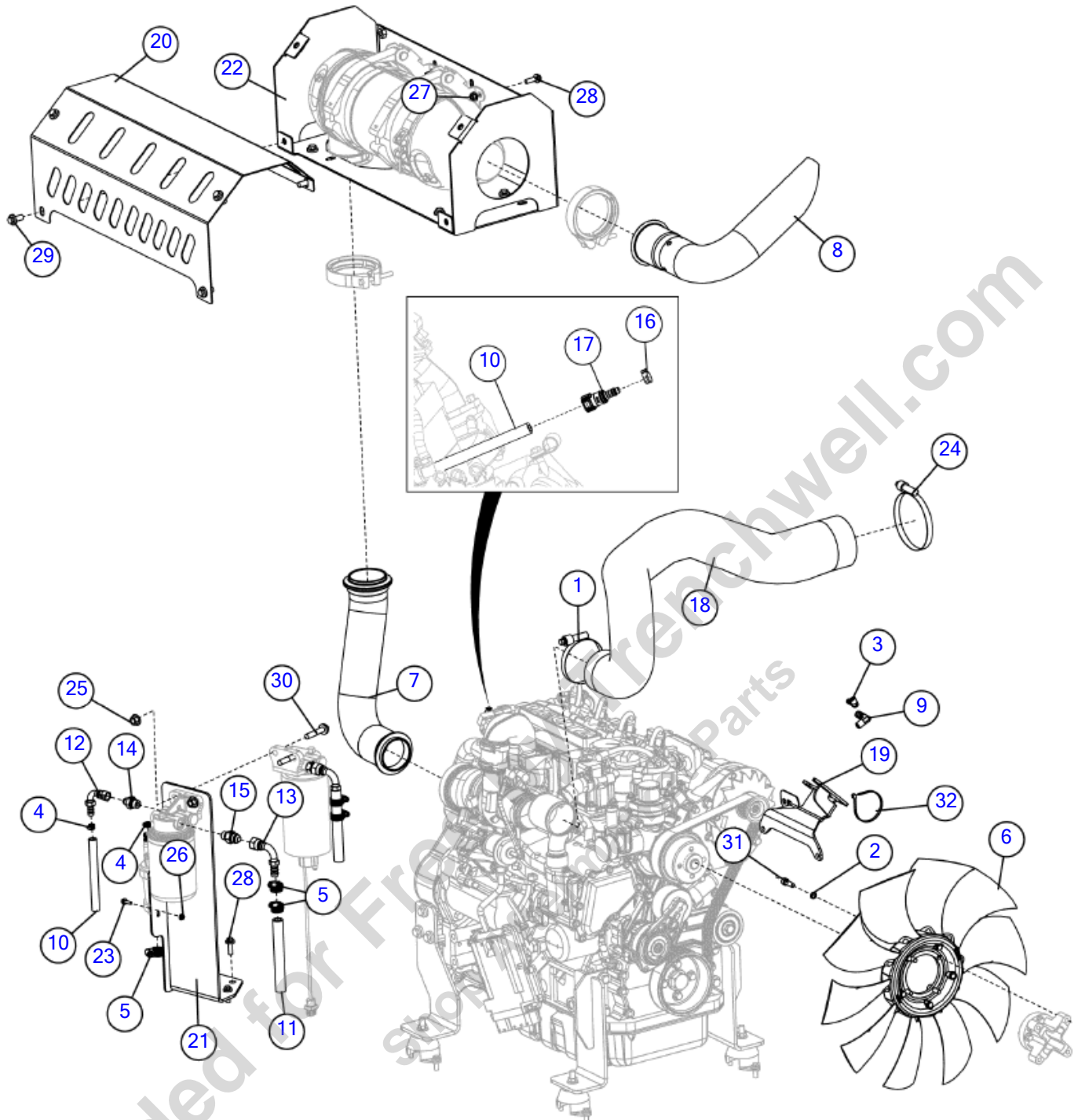


Illustration No: 163674699 Not For Ordering

Engine Accessories - 74HP (SN 29354-)

Fig 11-04R02

REF NO.	PART NO.	DESCRIPTION	QTY.	REMARKS
1	113095001	HOSE CLAMP-CONST.TRQ. CT350L	1	
2	124624001	WASHER-LOCK, M8, DIN 7980,DIA 12.7 , 2.0THICK	4	
3	603184001	FITT.-3/8 BARBX1/4M NPT 90DEG	1	
3	(148665001)	FITTING - 1/4 MPT X 3/8 BARB 90 DEG	1	
4	1580001	HOSE CLAMP - WORM GEAR - 5/16in - 7/8in	4	
5	1580003	HOSE CLAMP - 3/4"	6	
6	163674666	FAN - TD2.9-10BLADE-30 DEG	1	
7	163674680	TUBE - BC1000XL TD29 EXHAUST PIPE	1	
	180025439	CLAMP	1	
	296418398	SPACER-CLAMP	1	
8	163674693	BC1000XL 74HP EXHAUST PIPE TIP	1	
9	163674706	FITTING - 1/4 MPT X 1/2 HOSE BARB (90 DEG)	1	
10	163674710	HOSE-FUEL LINES (3/8") 300PSI 120F	2	
11	163674711	HOSE - FUEL LINE 1/2in 300PSI 120F	3	
12	163674733	FITTING - 6FJIC X 3/8 HOSE BARB (90DEG)	1	
13	163674734	FITTING 8FJIC X 1/2 HOSE BARB (90DEG)	3	
14	163674736	FITTING 6MJIC X M16X1.5 (STR)	1	
15	163674737	FITTING 8MJIC X M16X1.5 (STR)	3	
16	163674793	CLAMP - RCF-06-9.89	1	
17	163674808	FITTING-FUEL 9.89MM J2044 TO 3/8 HOSE	1	
18	163674856	HOSE - BC1000XL TD2.9 INTAKE	1	
19	163720355	WELD-ENGINE HARNESS MOUNT	1	
20	180023289	PLATE - EXHAUST SHIELD LEFT	1	
21	180023293	WELDMENT - FUEL SYSTEM MOUNT	1	
22	163709861	WELDMENT - EXHAUST SHIELD	1	
23	296327055	BOLT-M5-.8X16 HEX FLG SCR DIN 6921 GR. 10.9 ZINC	4	
24	604843001	CLAMP - CONSTANT TORQUE 3 3/4-4 5/8 DIA.	1	
25	506986010	NUT-HEXFLNG,M10-1.50,CL10,ISO4161	2	
26	507085005	NUT GB/T 6177.1 M5-GR8	4	
27	507085008	NUT-HEXFLNG LOCK,M8-1.25,10.9,D6927	8	
28	507611025	SCREW-HFS,M8-1.25X25,10.9,D6921,FT	12	
29	507612020	SCREW-HFS,M10-1.50X20,10.9,ANSI,B18.2.3.9M,FT	10	
30	507612050	SCREW HFS,M10, 1.50X50,10.9,ANSI,B18.2.3.9M,PT	2	
31	507714025	BOLT - SHCS,M8-1.25X25,DIN912,12.9	4	
32	59634001	SINGLE NYTIE - 8"	1	

Air Cleaner
Fig 11-05

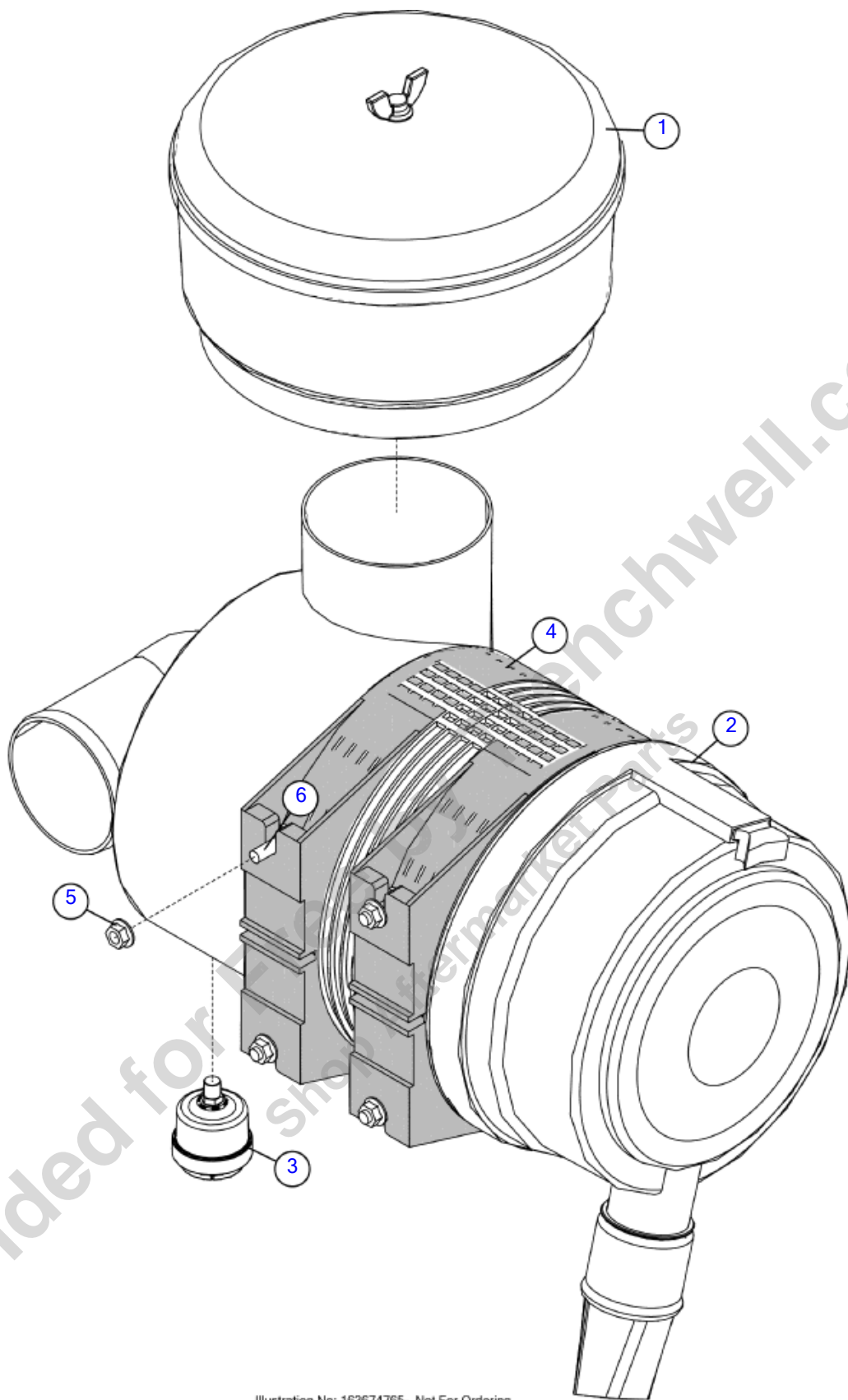


Illustration No: 163674765- Not For Ordering

Air Cleaner
Fig 11-05

REF NO.	PART NO.	DESCRIPTION	QTY.	REMARKS
1	2127001	PRE CLEANER	1	
2	155957001	AIR FILTER	1	Breakdown Fig. 10-4T01
3	180013106	INDICATOR-AIR FILTER	1	
4	256012001	MOUNTING BAND-AIR CLEANER	2	
5	507085008	NUT-HEXFLNG LOCK,M8-1.25,10.9,YZ,D6927	4	
6	507611025	SCREW-HFS,M8-1.25X25,10.9,YZ,D6921,FT	4	

Provided for Free by Trenchwell.com
 Shop Aftermarket Parts

Radiator - 49HP

Fig 11-06

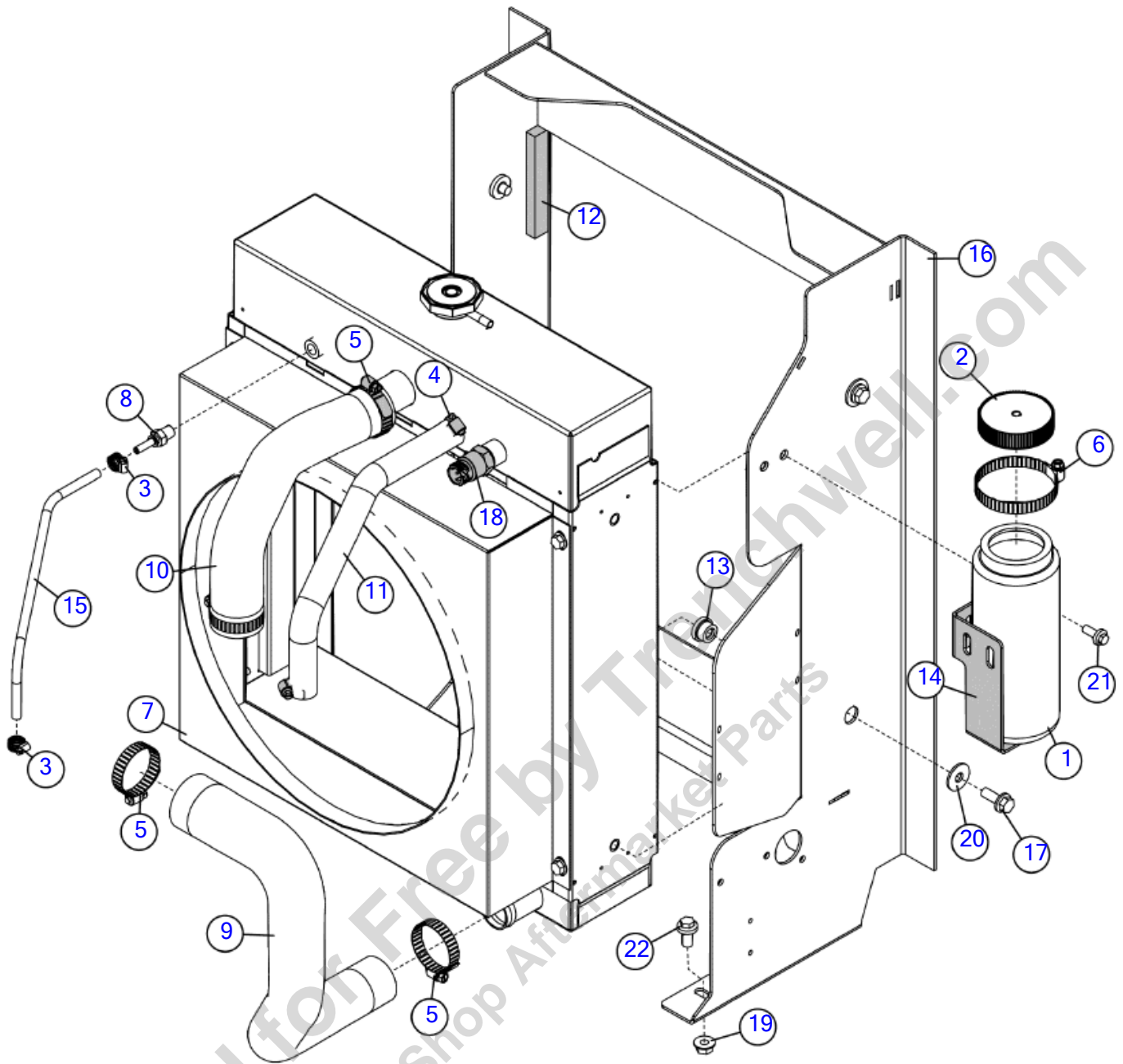


Illustration No: 163674695- Not For Ordering

Radiator - 49HP

Fig 11-06

REF NO.	PART NO.	DESCRIPTION	QTY.	REMARKS
1	149002001	BOTTLE - 32 OZ. COOL. REC. HDPE	1	
2	149003001	CAP - COOL. REC. BOTTLE P.E.	1	
3	1578001	HOSE CLAMP - WORM GEAR - 1/4" - 5/8"	2	
4	1580003	HOSE CLAMP - 3/4"	2	
5	1580011	HOSE CLAMP - 2"	4	
6	1580015	HOSE CLAMP - WORM GEAR - 2 9/16" - 3 1/2"	1	
7	163674682	COOLING PACKAGE - 49 DEUTZ T4F RADIATOR & SHROUD	1	
	180029122	RADIATOR	1	
	180029123	SHROUD	1	
	180026914	RADIATOR CAP	1	
	225532005	DRAIN COCK-1/4"	1	
8	163674687	FITTING - 1/4 MNPT X 1/4 HB	1	
9	163674688	HOSE - BC1000XL D29 LOWER RADIATOR	1	
10	163674689	HOSE - BC1000XL D29 UPPER RADIATOR	1	
11	163674931	7/8" (ID) STANDARD WALL COOLANT HOSE	1	
12	163677893	FOAM 1/2 X 3/4 BULK ROLL	A/R	P/N Qty. Of 1 = 1 Foot
13	163697210	ISOLATOR - NEOPRENE .38 BOLT 70 DURO	4	
14	163697276	BURP TANK BOTTLE HOLDER	1	
15	163709753	HOSE-1/4 I.D EVAP COMPLIANT	1	
16	180023300	WELDMENT - RADIATOR HOUSING	1	
17	296300772	SCREW HFS .38-16X1.00 GR8 YZ	4	
18	296401788	BEDIA WATER LEVEL SENSOR TYPE CLS-40	1	
19	507085010	NUT-HEXFLNG LOCK, M10-1.50,10.9,YZ,D6927	4	
20	507086010	WASHER-FLAT,M10,LARGE RIM,DIN9021	4	
21	507611020	SCREW-HFS,M8-1.25X20,10.9,YZ,D6921,FT	2	
22	507612020	SCREW-HFS,M10-1.50X20,10.9,YZ,ANSI,B18.2.3.9M,FT	4	

Radiator - 74HP

Fig 11-07

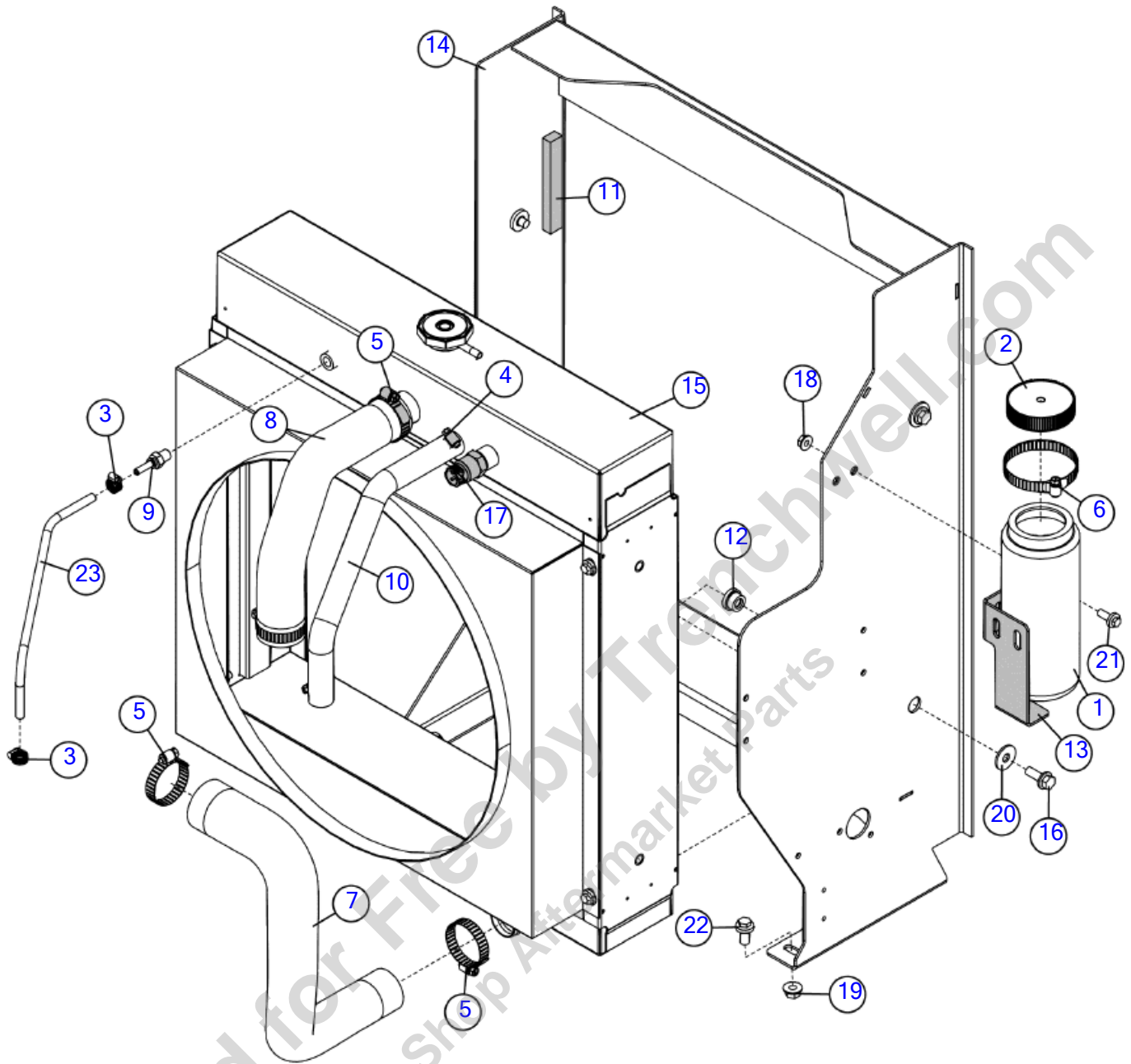


Illustration No: 163674698 Not For Ordering

Radiator - 74HP

Fig 11-07

REF NO.	PART NO.	DESCRIPTION	QTY.	REMARKS
1	149002001	BOTTLE - 32 OZ. COOL. REC. HDPE	1	
2	149003001	CAP - COOL. REC. BOTTLE P.E.	1	
3	1578001	HOSE CLAMP - WORM GEAR - 1/4" - 5/8"	2	
4	1580003	HOSE CLAMP - 3/4"	2	
5	1580011	HOSE CLAMP - 2"	4	
6	1580015	HOSE CLAMP - WORM GEAR - 2 9/16" - 3 1/2"	1	
7	163674683	HOSE - BC1000XL TD29 LOWER RADIATOR	1	
8	163674684	HOSE - BC1000XL TD29 UPPER RADIATOR	1	
9	163674687	FITTING - 1/4 MNPT X 1/4 HB	1	
10	163674931	7/8" (ID) STANDARD WALL COOLANT HOSE	1	
11	163677893	FOAM 1/2 X 3/4 BULK ROLL	A/R	P/N Qty. Of 1 = 1 Foot
12	163697210	ISOLATOR - NEOPRENE .38 BOLT 70 DURO	4	
13	163697276	BURP TANK BOTTLE HOLDER	1	
14	180023261	WELDMENT - RADIATOR HOUSING	1	
15	180023367	COOLING PKG-74 DEUTZ T4F RADIATOR & SHROUD	1	Breakdown Fig. 11-7T01
16	296300772	SCREW HFS .38-16X1.00 GR8 YZ	4	
17	296401788	BEDIA WATER LEVEL SENSOR TYPE CLS-40	1	
18	507085008	NUT-HEXFLNG LOCK,M8-1.25,10.9,YZ,D6927	2	
19	507085010	NUT-HEXFLNG LOCK, M10-1.50,10.9,YZ,D6927	4	
20	507086010	WASHER-FLAT,M10,LARGE RIM,DIN9021	4	
21	507611020	SCREW-HFS,M8-1.25X20,10.9,YZ,D6921,FT	6	
22	507612020	SCREW-HFS,M10-1.50X20,10.9,YZ,ANSI,B18.2.3.9M,FT	4	
23	163709753	HOSE-1/4 I.D EVAP COMPLIANT	1	

Breakdown - Cooling Package

Fig 11-07T01

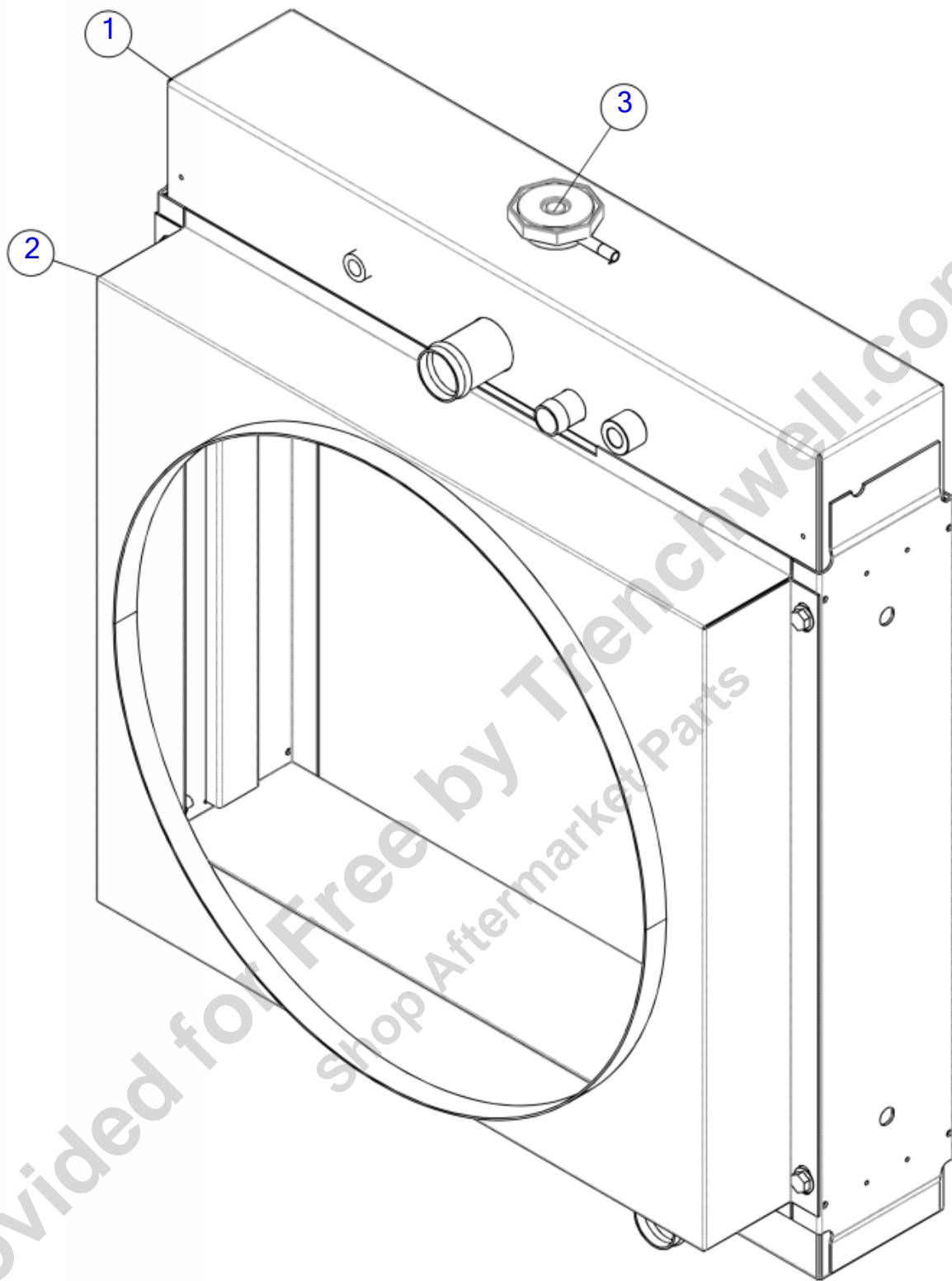


Illustration No. 180023367_BD - Not For Ordering


Breakdown - Cooling Package

Fig 11-07T01

REF NO.	PART NO.	DESCRIPTION	QTY.	REMARKS
1	180026912	RADIATOR-DEUTZ	1	
2	180026913	SHROUD-DEUTZ	1	
3	180026914	RADIATOR CAP	1	
	180023367	COOLING PKG-74 DEUTZ T4F RADIATOR & SHROUD	A/R	Complete

Provided for Free by Trenchwell.com
Shop Aftermarket Parts

Drives



Provided for Free by TroyChowell.com
Shop Aftermarket Parts

Drives

Drum - 3.0L, Cat, & Cummins	Fig	12-01
Drum - Deutz	Fig	12-02
Drum Knives(SN 19200-30422)	Fig	12-03
Drum Sub-Assembly BC1000XL(SN 30423-)	Fig	12-03R01
Feed Roller (SN 19200-22951)	Fig	12-04
Breakdown - Hydraulic Motor (SN 19200-22951)	Fig	12-04T01
Feed Roller (SN 22952-27391)	Fig	12-04R01
Feed Roller (SN 27392-)	Fig	12-04R02
Breakdown- Feed Roller Motor	Fig	12-04T01R01
Drive Shaft - Gas	Fig	12-05
Drive Shaft - Cat	Fig	12-06
Drive Shaft - Cummins	Fig	12-07
Breakdown - Drive Shaft	Fig	12-07T01
Drive Shaft - Deutz	Fig	12-08
Breakdown- Drive Shaft	Fig	12-08T01
Clutch Arm	Fig	12-09
Clutch Linkage - RH Controls GM & Deutz (SN 19200-28501)	Fig	12-10
Clutch Linkage - RH Controls GM & Deutz (SN 28502-)	Fig	12-10R01
Clutch Linkage - RH Controls Cat & Cummins (SN 19200-28501)	Fig	12-11
Clutch Linkage - RH Controls Cat & Cummins (SN 28502-)	Fig	12-11R01
Clutch Linkage - LH Controls Cat & Cummins (SN 19200-28501)	Fig	12-12
Clutch Linkage - LH Controls Cat & Cummins (SN 28502-)	Fig	12-12R01
Clutch Linkage - LH Controls GM & Deutz (SN 19200-28501)	Fig	12-12X01
Clutch Linkage - LH Controls GM & Deutz (SN 28502-)	Fig	12-12X01R01
Clutch & Handle - LH Controls (SN 19200-28501)	Fig	12-12X02
Clutch & Handle - LH Controls (SN 28502-)	Fig	12-12X02R01
Belt Guard - Gas, Cat, & Cummins	Fig	12-13
Belt Guard - Deutz	Fig	12-14

Provided for Free by Trenchwell.com
 Shop Aftermarket Parts

Drum - 3.0L, Cat, & Cummins

Fig 12-01

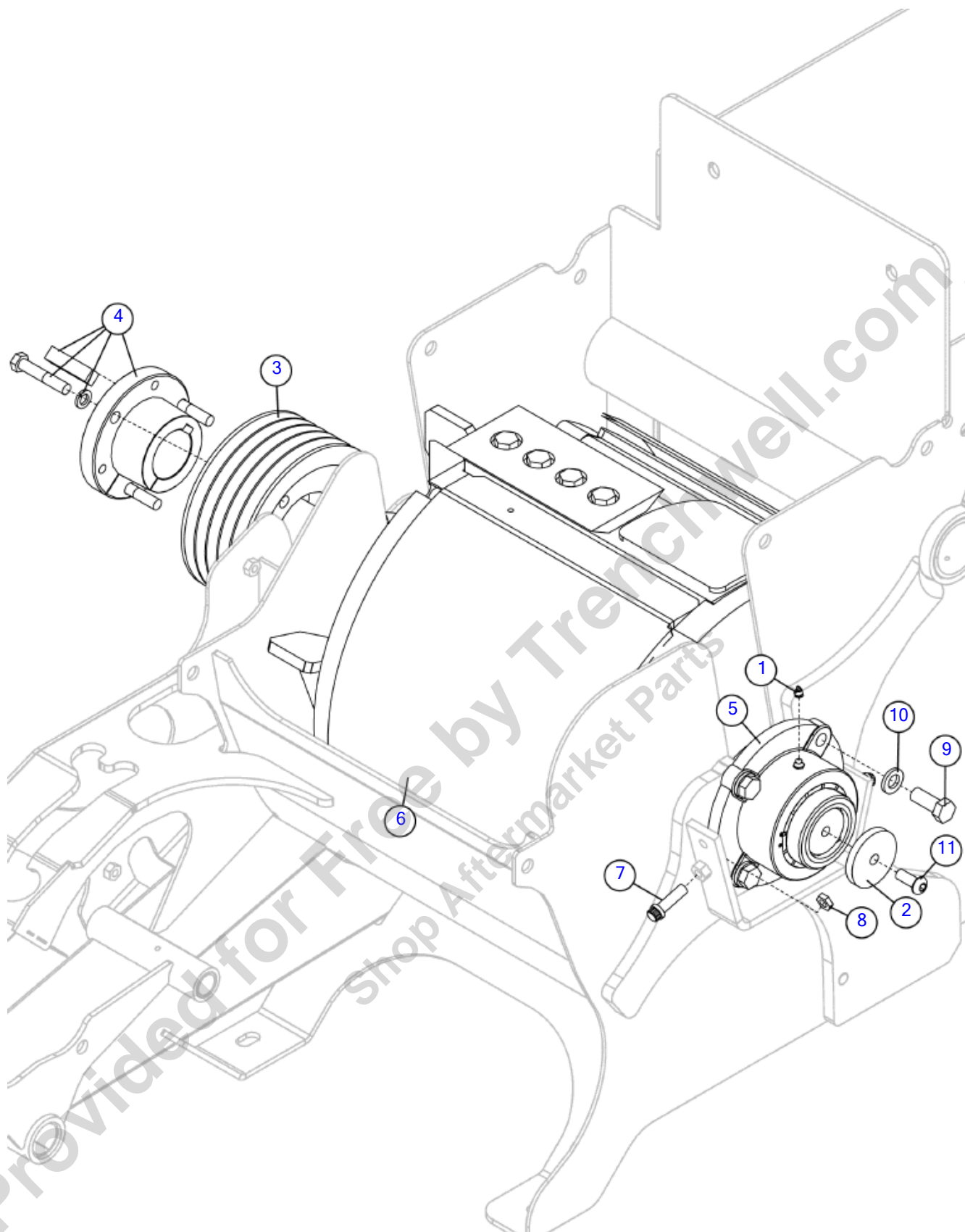


Illustration No: 163672219- Not For Ordering

Drum - 3.0L, Cat, & Cummins
Fig 12-01

REF NO.	PART NO.	DESCRIPTION	QTY.	REMARKS
1	151808001	CAP - GREASE	2	
2	153202001	WASHER - DRUM	1	
3	153264001	SHEAVE - 8.5 P.D. 5V 5 GROOVE	1	
4	156925001	HUB-BUSHING E 2 3/8in QD	1	
	235744001	BOLT-1/2-13X2 3/4 GR8 ZNC PLTD	3	
	480011	WASHER-1/2 S/T LOCK	3	
	505611001	KEY - 5/8 X 5/8 X 2 1/2	1	
5	163624003	BEARING - 2 7/16 FLANGE TAPERED	2	
6	IK021523	BC1000XL, BC1200, TIER III DRUM W/KNIVES	1	
6	(163627711)	DRUM SUB-ASSEMBLY BC1000XL	1	
7	163733060	SCREW-TPFS-M12-1.75X40-12.9-12 PT-YZ	4	
8	506042012	NUT-HEX,JAM,M12 -1.75,YZ,D439	4	
9	508478040	SCREW-HCS,M16-2.00X40,10.9,YZ,ISO4017,FT	8	
10	508486016	WASHER - FLAT, HARDENED, M16, YZ, DIN6916	8	
11	508491030	SCREW-SBHCS,M12-1.75X30,12.9,ZYC,ISO7380	1	

Provided for Free by Trenchwell.com
 Shop Aftermarket Parts

Drum - Deutz

Fig 12-02

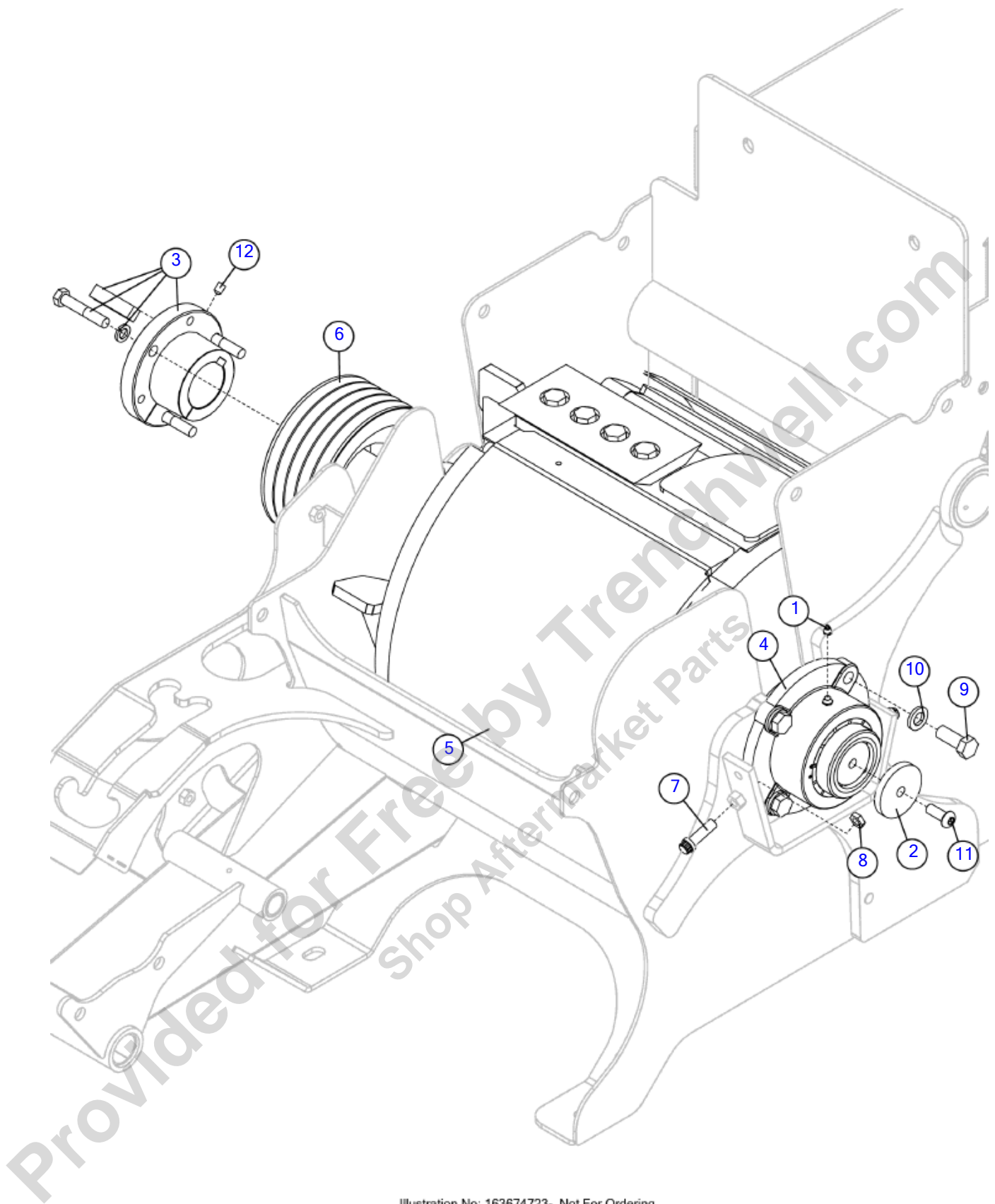


Illustration No: 163674723- Not For Ordering

Drum - Deutz

Fig 12-02

REF NO.	PART NO.	DESCRIPTION	QTY.	REMARKS
1	151808001	CAP - GREASE	2	
2	153202001	WASHER - DRUM	1	
3	156925001	HUB-BUSHING E 2 3/8in QD	1	
	235744001	BOLT-1/2-13X2 3/4 GR8 ZNC PLTD	3	
	480011	WASHER-LOCK-.50-.52X.87-.13-CZ	3	
	505611001	KEY - 5/8 X 5/8 X 2 1/2	1	
4	163624003	BEARING - 2 7/16 FLANGE TAPERED	2	
5	IK021523	BC1000XL, BC1200, TIER III DRUM W/KNIVES	1	Breakdown Fig. 12-3
5	(163627711)	DRUM SUB-ASSEMBLY BC1000XL	1	Breakdown Fig. 12-3
6	163674673	SHEAVE - 8.00 5V-GROOVE	1	
7	163733060	SCREW-TPFS-M12-1.75X40-12.9-12 PT-YZ	4	
8	506042012	NUT-HEX,JAM,M12 -1.75,YZ,D439	4	
9	508478040	SCREW-HCS,M16-2.00X40,10.9,YZ,ISO4017,FT	8	
10	508486016	WASHER - FLAT, HARDENED, M16, YZ, DIN6916	8	
11	508491030	SCREW-SBHCS,M12-1.75X30,12.9,ZYC,ISO7380	1	
12	530001	SSS-3/8-16X1/2	1	

Provided for Free by Trenchwell.com
Shop Aftermarket Parts

Drum Knives(SN 19200-30422)

Fig 12-03

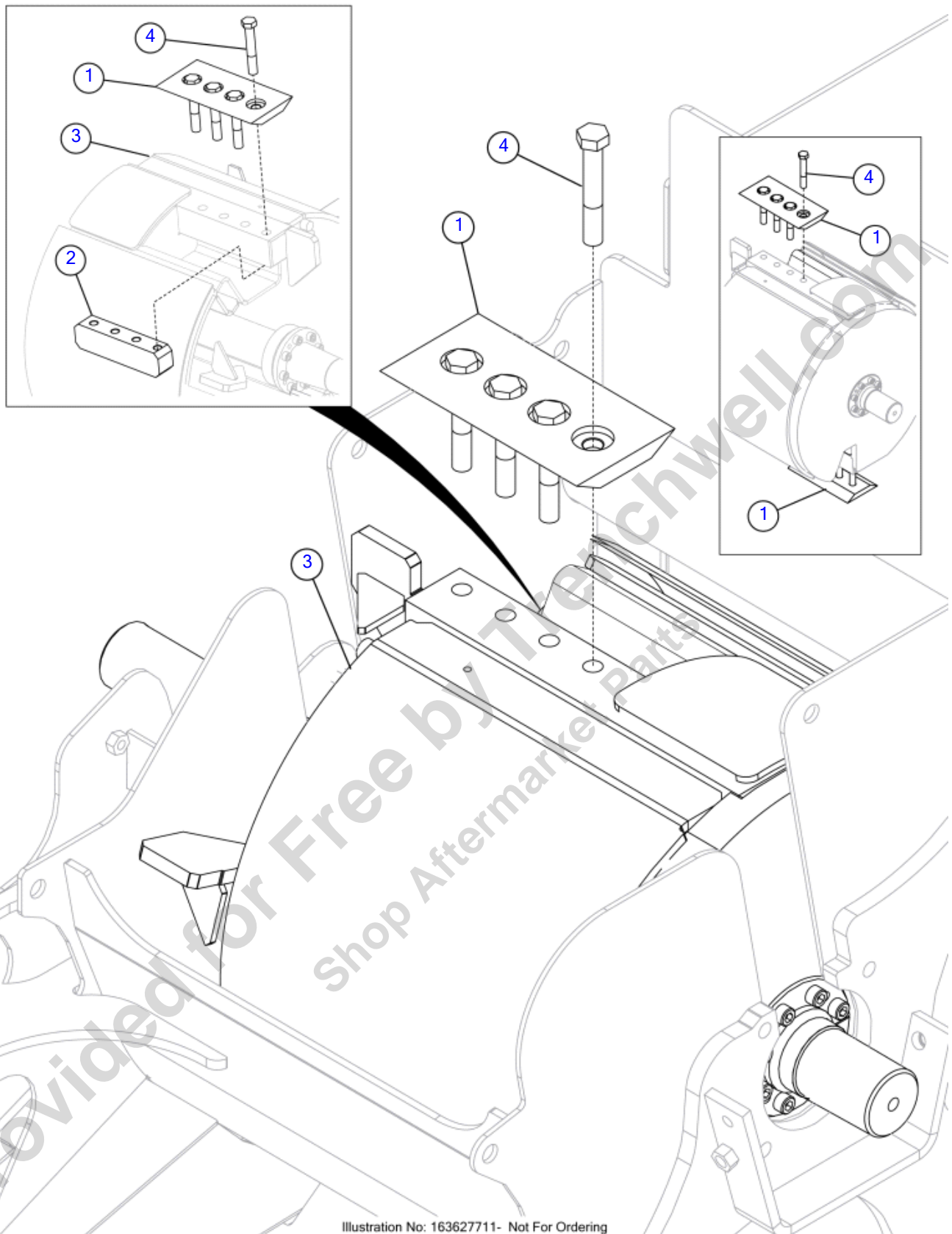


Illustration No: 163627711- Not For Ordering

Drum Knives(SN 19200-30422)

Fig 12-03

REF NO.	PART NO.	DESCRIPTION	QTY.	REMARKS
1	153175001	KNIFE CUTTER	2	
2	157711001	BLOCK - KNIFE THREAD	2	
3	IK021523	BC1000XL, BC1200, TIER III DRUM W/KNIVES	1	
3	(163627712)	DRUM-BC1000XL T3 WELDMENT REMOVABLE SHAFT	1	
4	508478100	SCREW-HCS,M16-2.00X100,10.9,ISO4014,PT	8	
1	153175001	KNIFE CUTTER	2	
2	157711001	BLOCK - KNIFE THREAD	2	
3	IK021523	BC1000XL, BC1200, TIER III DRUM W/KNIVES	1	
3	(163627712)	DRUM-BC1000XL T3 WELDMENT REMOVABLE SHAFT	1	
4	508478100	SCREW-HCS,M16-2.00X100,10.9,ISO4014,PT	8	

Provided for Free by Trenchwell.com
Shop Aftermarket Parts

Drum Sub-Assembly BC1000XL(SN 30423-)

Fig 12-03R01

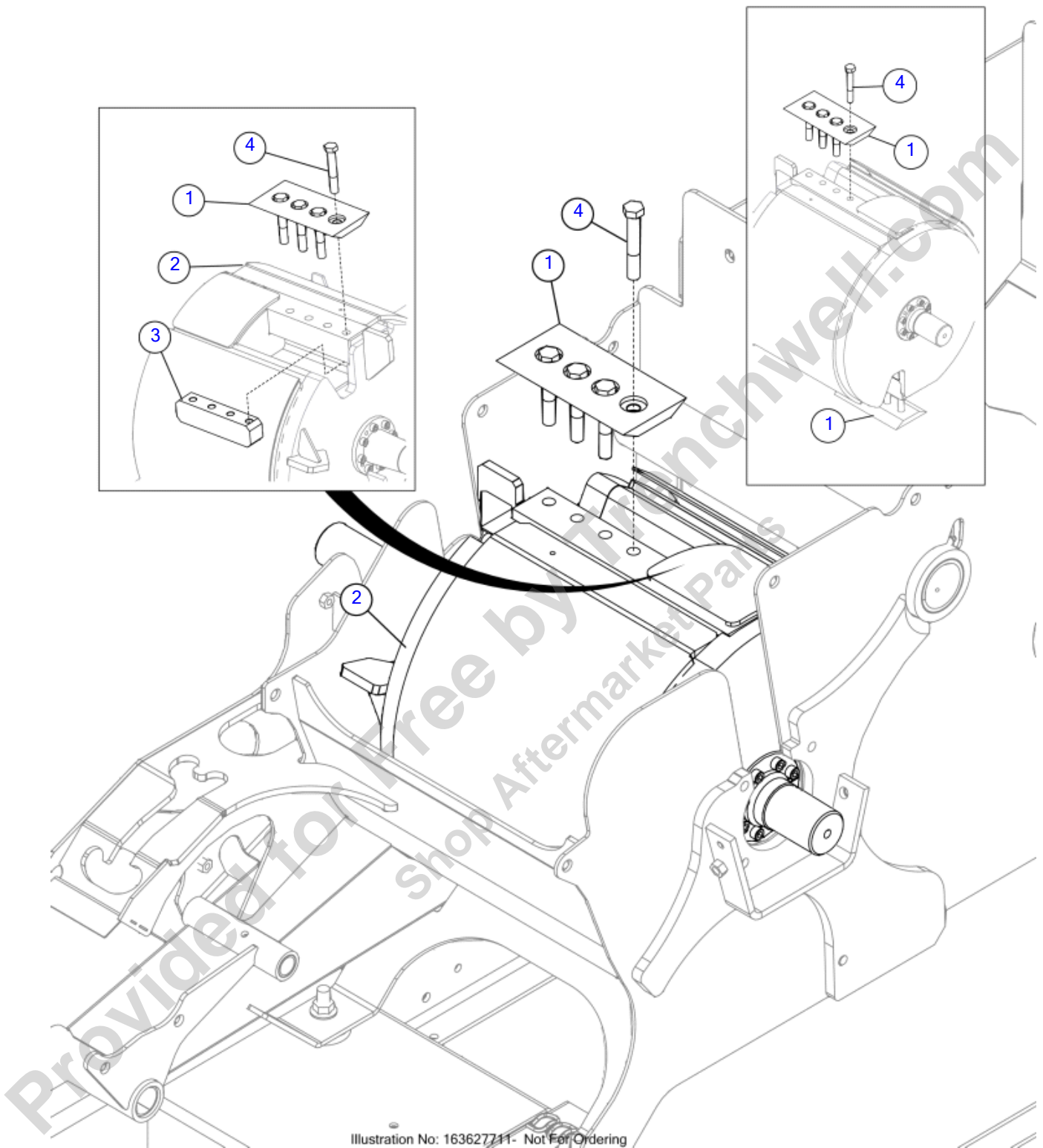


Illustration No: 163627111- Not For Ordering

Drum Sub-Assembly BC1000XL(SN 30423-)

Fig 12-03R01

REF NO.	PART NO.	DESCRIPTION	QTY.	REMARKS
1	153175001	KNIFE CUTTER	2	
2	IK021523	BC1000XL, BC1200, TIER III DRUM W/KNIVES	1	
2	(163627712)	DRUM-BC1000XL T3 WELDMENT REMOVABLE SHAFT	1	
3	163709989	BLOCK-KNIFE THREAD BC1000XL	2	
4	508478100	SCREW-HCS,M16-2.00X100,10.9,ISO4014,PT	8	

Provided for Free by Trenchwell.com
Shop Aftermarket Parts

Feed Roller (SN 19200-22951)

Fig 12-04

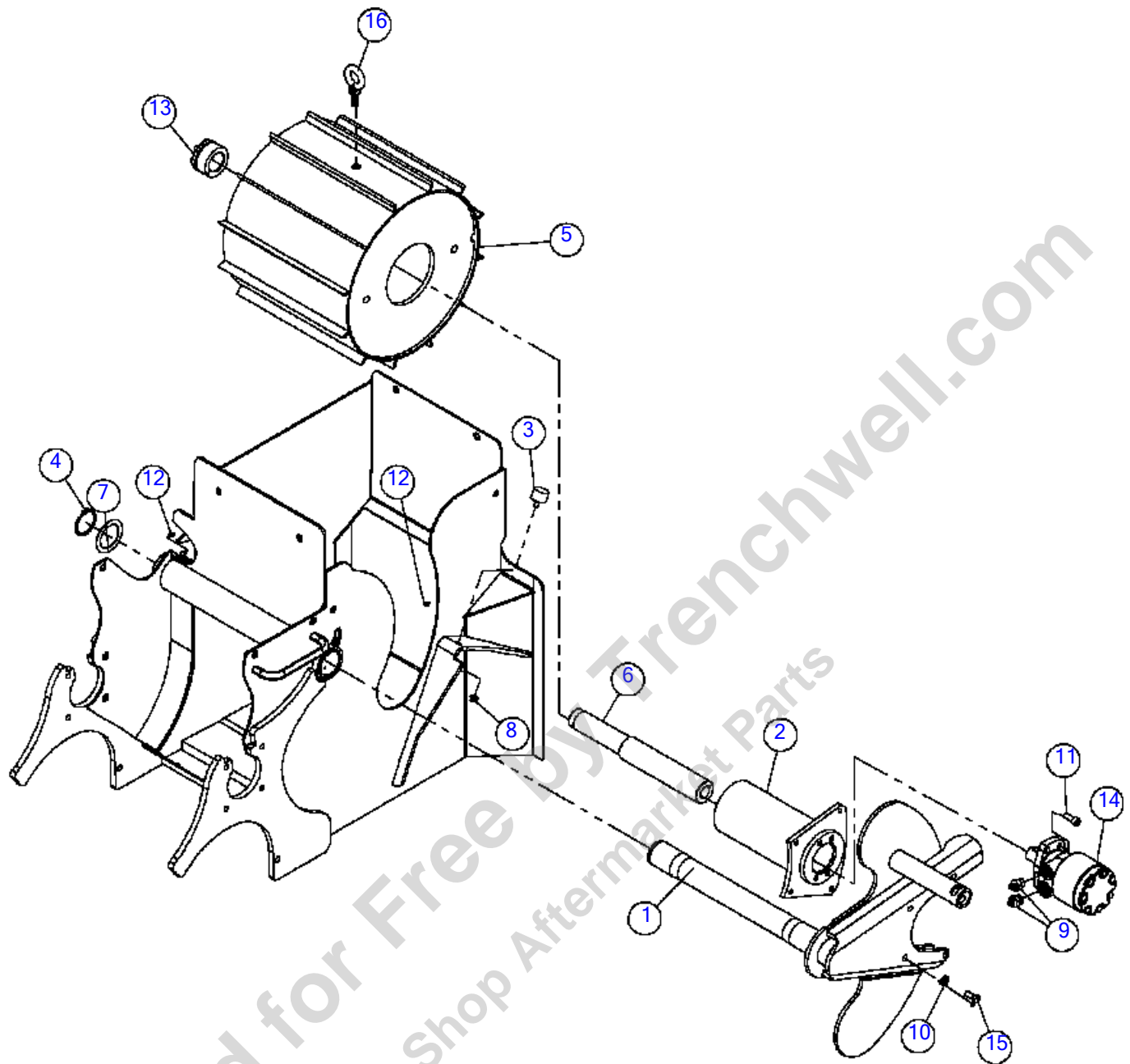


Illustration No: 163672220 - Not For Ordering

Feed Roller (SN 19200-22951)

Fig 12-04

REF NO.	PART NO.	DESCRIPTION	QTY.	REMARKS
1	180012455	ARM - BIG JACK F.R. PIVOT	1	
2	163627280	CARRIAGE FEED ROLLER	1	
3	163709105	MOUNT-SANDWICH SINGLE STUD HD	1	
4	600250	SNAP RING-EXT. 2 1/2 INCH	1	
5	163677544	FEED ROLLER - BC1000XL	1	
6	163627289	SHAFT FEED ROLLER	1	
7	163627291	SPACER FEED ROLLER SHAFT	1	
8	4536001	NUT - 3/8-16 FLG. WHIZ LOCK	1	
9	57946001	FITTING-10MX#6JIC ST ADAPTER	2	
10	508486012	WASHER-FLAT, HARDENED,M12, YZ, DIN6916	4	
11	507716030	BOLT- SHCS,M12-1.75X30,12.9,YZ,DIN912	4	
12	151808001	CAP - GREASE	2	
13	161302001	COUPLER - RINGFEDER 50X80 LOCKING ASSY	1	
14	163733970	MOTOR-ENHANCED SEAL HYD 28.6 CCW	1	Breakdown Fig. 12-4t01
14	(122122001)	MOTOR - HYDRAULIC 28.33CU.IN.	1	Breakdown Fig. 12-4t01
15	180007682	SCREW-HCS,M12-1.75X30,8.8,YZ, (PFCN)	4	
16	153883001	LIFTING EYE - M16	1	

Feed Roller (SN 22952-27391)

Fig 12-04R01

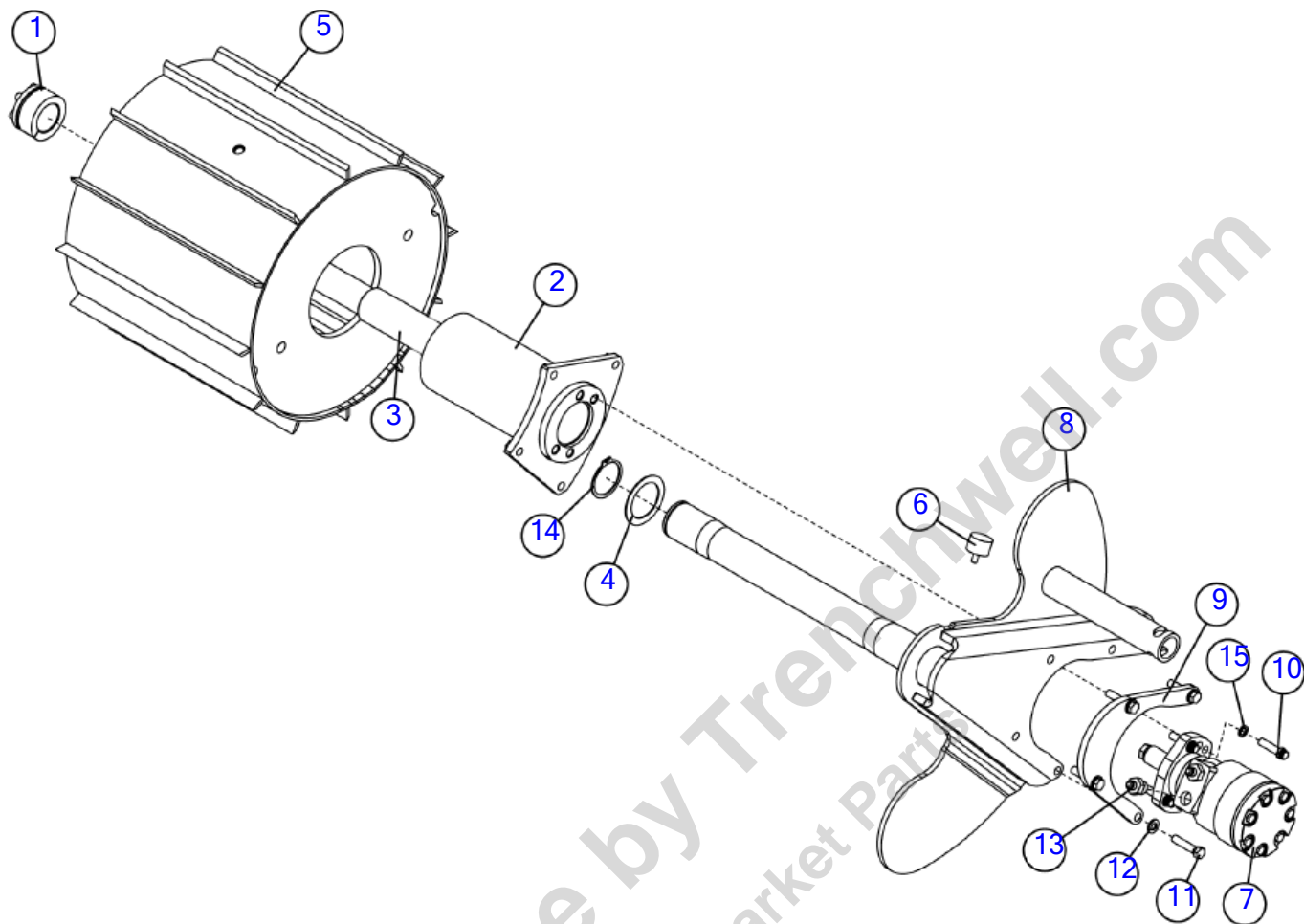


Illustration No: 163672220 Not For Ordering

Feed Roller (SN 22952-27391)

Fig 12-04R01

REF NO.	PART NO.	DESCRIPTION	QTY.	REMARKS
1	161302001	COUPLER - RINGFEDER 50X80 LOCKING ASSY	1	
2	163627280	CARRIAGE FEED ROLLER	1	
3	163627289	SHAFT FEED ROLLER	1	
4	163627291	SPACER FEED ROLLER SHAFT	1	
5	163677544	FEED ROLLER - BC1000XL	1	
6	163709105	MOUNT-SANDWICH SINGLE STUD HD	1	
7	163709481	MOTOR-HYD-28.3 CU 520	1	Breakdown Fig. 12-4T01R01
8	163709502	ARM - BIG JACK F.R. PIVOT	1	
9	163749852	PLATE ARM FEED ROLLER PIVOT	1	
10	180031239	BOLT-M12-1.75 X 45 12 PT CBORE ZY FULL THRD	4	
11	507093055	SCREW-HCS,M12-1.75X55,8.8,YZ,ISO4014,PT	4	
12	508486012	WASHER-FLAT, HARDENED,M12, YZ, DIN6916	4	
13	57946001	FITTING-10MX#6JIC ST ADAPTER	2	
14	600250	SNAP RING-EXT. 2 1/2 INCH	1	
15	308015041	WASHER-NORDLOCK M12 - .77OD	4	

Provided for Free by Trenchwell.com
Shop Aftermarket Parts

Feed Roller (SN 27392-)

Fig 12-04R02

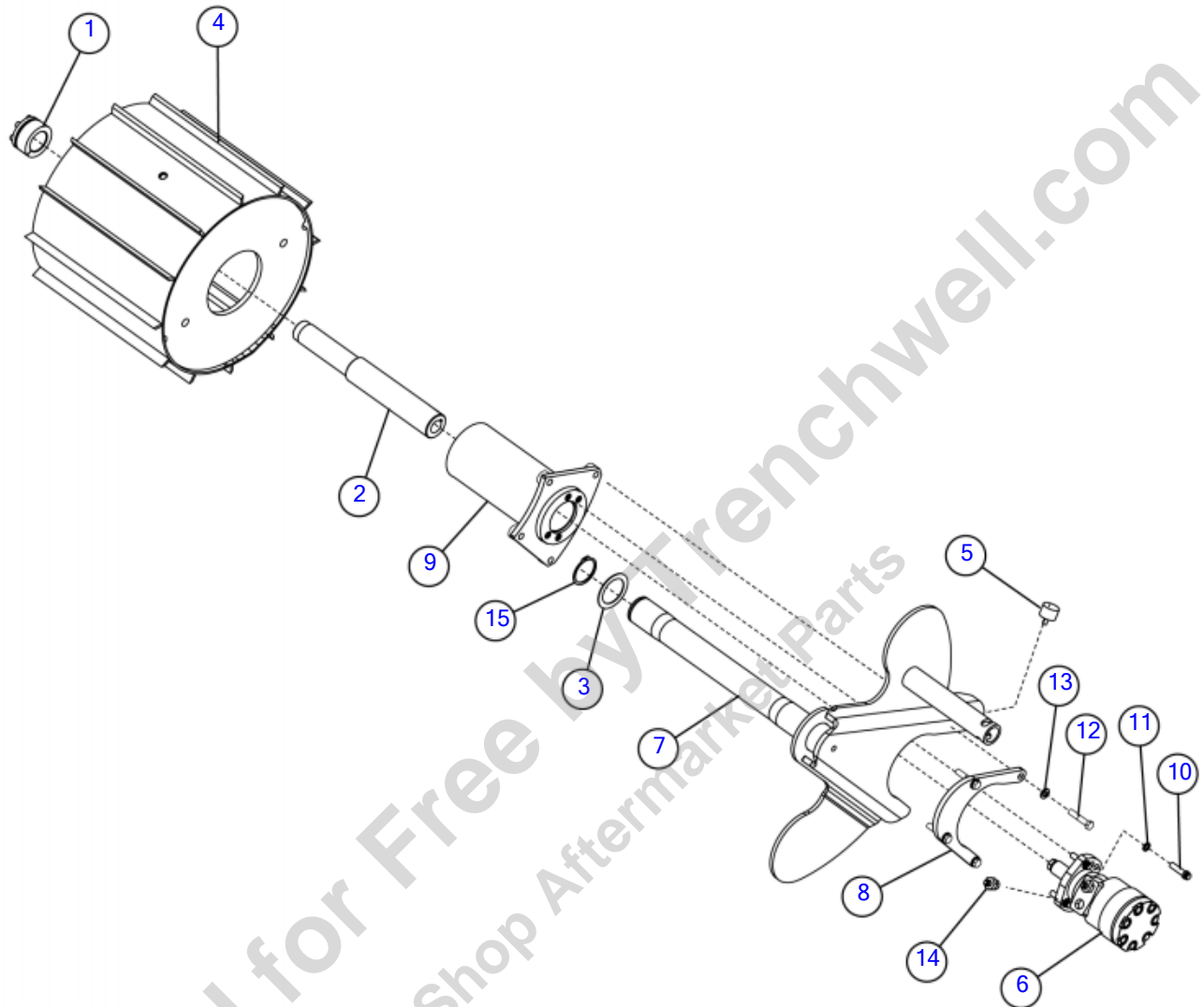


Illustration No: 163672220 Not For Ordering

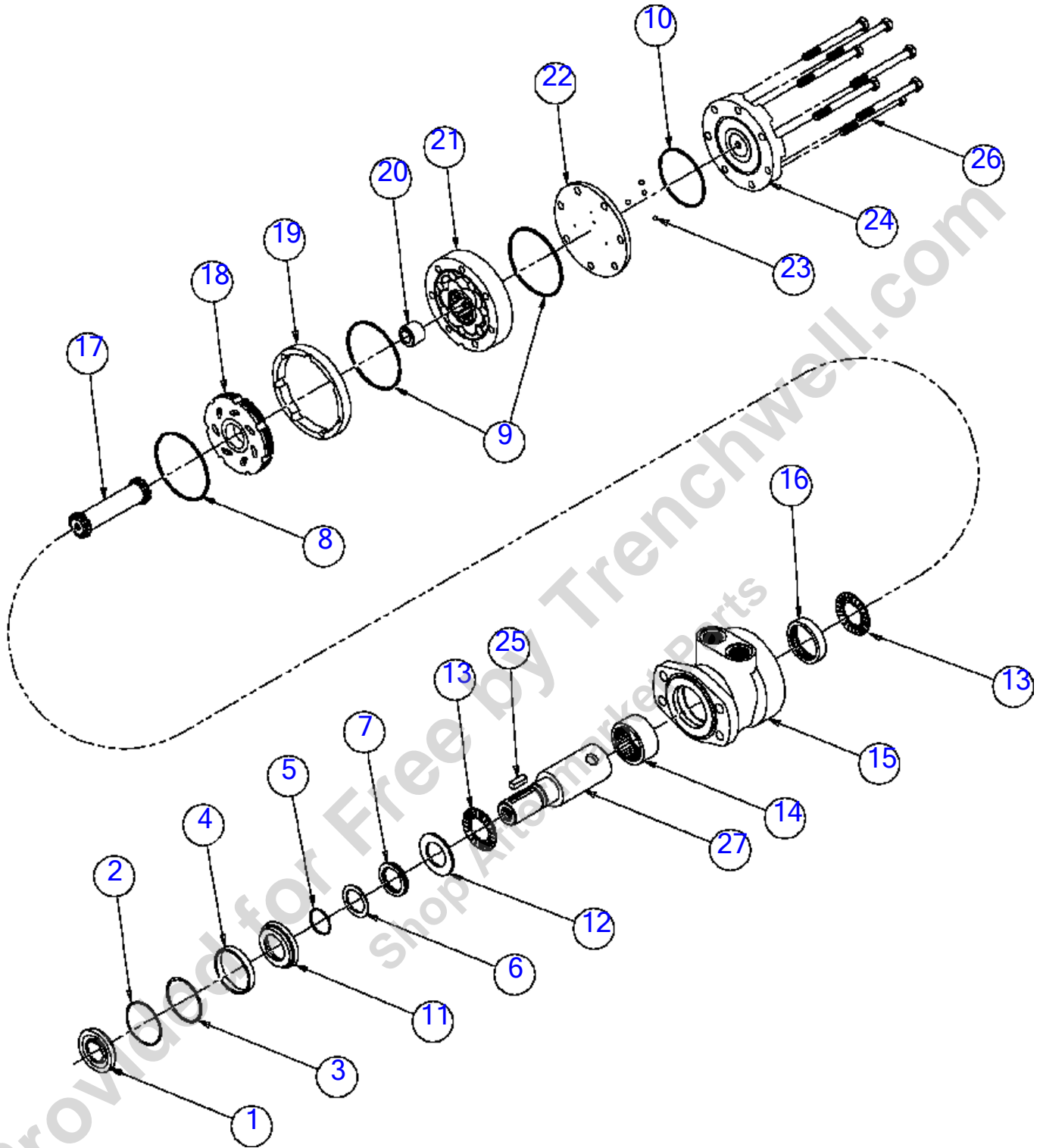
Feed Roller (SN 27392-)

Fig 12-04R02

REF NO.	PART NO.	DESCRIPTION	QTY.	REMARKS
1	161302001	COUPLER - RINGFEDER 50X80 LOCKING ASSY	1	
2	163627289	SHAFT FEED ROLLER	1	
3	163627291	SPACER FEED ROLLER SHAFT	1	
4	163677544	FEED ROLLER - BC1000XL	1	
5	163709105	MOUNT-SANDWICH SINGLE STUD HD	1	
6	163709481	MOTOR-HYD-28.3 CU 520	1	Breakdown Fig. 12-4T01R01
7	163709502	ARM - BIG JACK F.R. PIVOT	1	
8	163749852	PLATE ARM FEED ROLLER PIVOT	1	
9	163777035	CARRIAGE FEED ROLLER	1	
10	180031239	BOLT-M12-1.75 X 45 12 PT CBORE FULL THRD	4	
11	308015041	WASHER-NORDLOCK M12 - .77OD	4	
12	507093060	SCREW-HCS,M12-1.75X60,8.8,ISO4014,PT	4	
13	508486012	WASHER-FLAT, HARDENED,M12, DIN6916	4	
14	57946001	FITTING-10MX-6JIC ST ADAPTER	2	
15	600250	SNAP RING-EXT. 2 1/2 INCH	1	
1	161302001	COUPLER - RINGFEDER 50X80 LOCKING ASSY	1	
2	163627289	SHAFT FEED ROLLER	1	
3	163627291	SPACER FEED ROLLER SHAFT	1	
4	163677544	FEED ROLLER - BC1000XL	1	
5	163709105	MOUNT-SANDWICH SINGLE STUD HD	1	
6	163709481	MOTOR-HYD-28.3 CU 520	1	Breakdown Fig. 12-4T01R01
7	163709502	ARM - BIG JACK F.R. PIVOT	1	
8	163749852	PLATE ARM FEED ROLLER PIVOT	1	
9	163777035	CARRIAGE FEED ROLLER	1	
10	180031239	BOLT-M12-1.75 X 45 12 PT CBORE FULL THRD	4	
11	308015041	WASHER-NORDLOCK M12 - .77OD	4	
12	507093060	SCREW-HCS,M12-1.75X60,8.8,ISO4014,PT	4	
13	508486012	WASHER-FLAT, HARDENED,M12, DIN6916	4	
14	57946001	FITTING-10MX-6JIC ST ADAPTER	2	
15	600250	SNAP RING-EXT. 2 1/2 INCH	1	

Breakdown - Hydraulic Motor (SN 19200-22951)

Fig 12-04T01



Breakdown - Hydraulic Motor (SN 19200-22951)

Fig 12-04T01

REF NO.	PART NO.	DESCRIPTION	QTY.	REMARKS
1		SEAL-DUST	1	NSS
2		RING-SNAP	1	NSS
3		SHIM-METAL BACKUP	1	NSS
4		SEAL-HIGH PRESSURE	1	NSS
5		SHIM-METAL BACKUP	1	NSS
6		SEAL-TEFLON BACKUP	1	NSS
7		SEAL-SHAFT	1	NSS
8		SEAL-HOUSING	1	NSS
9		SEAL-BODY	2	NSS
10		SEAL-END COVER	1	NSS
11		CARRIER-SEAL	1	NSS
12		WASHER-THRUST	1	NSS
13	118071009	BEARING-THRUST	2	
14	118071019	BEARING-FRONT SHAFT	1	
15	118071023	HOUSING	1	
16	118071021	BEARING-REAR SHAFT	1	
17	118071027	DRIVE LINK	11	
18	118071011	MANIFOLD	1	
19	118071013	BOOT-MANIFOLD	1	
20	122122003	SPACER-DRIVE LINK	1	
21	122122005	ROTOR ASSEMBLY	1	
22		PLATE-BALANCE	1	NSS
23		BALL-STEEL	4	NSS
24	118071015	END COVER	1	
25	88759025	KEY-5/16X5/16X1 1/2	1	
26	122122007	BOLT	7	
27	118071025	SHAFT	1	
	118071003	KIT-SEAL	A/R	Inc. Ref. No.'s 1 thru 10
	118071005	KIT-SEAL	A/R	Inc. Ref. No.'s 11 & 12
	118071007	KIT-BALANCE PLATE	A/R	April, 2012 corrected part number. Inc. Ref. No.'s 22 & 23
	163733970	MOTOR-ENHANCED SEAL HYD 28.6 CCW	A/R	Includes All Items In Figure
	(122122001)	MOTOR - HYDRAULIC 28.33CU.IN.	A/R	Includes All Items In Figure

Breakdown- Feed Roller Motor
Fig 12-04T01R01

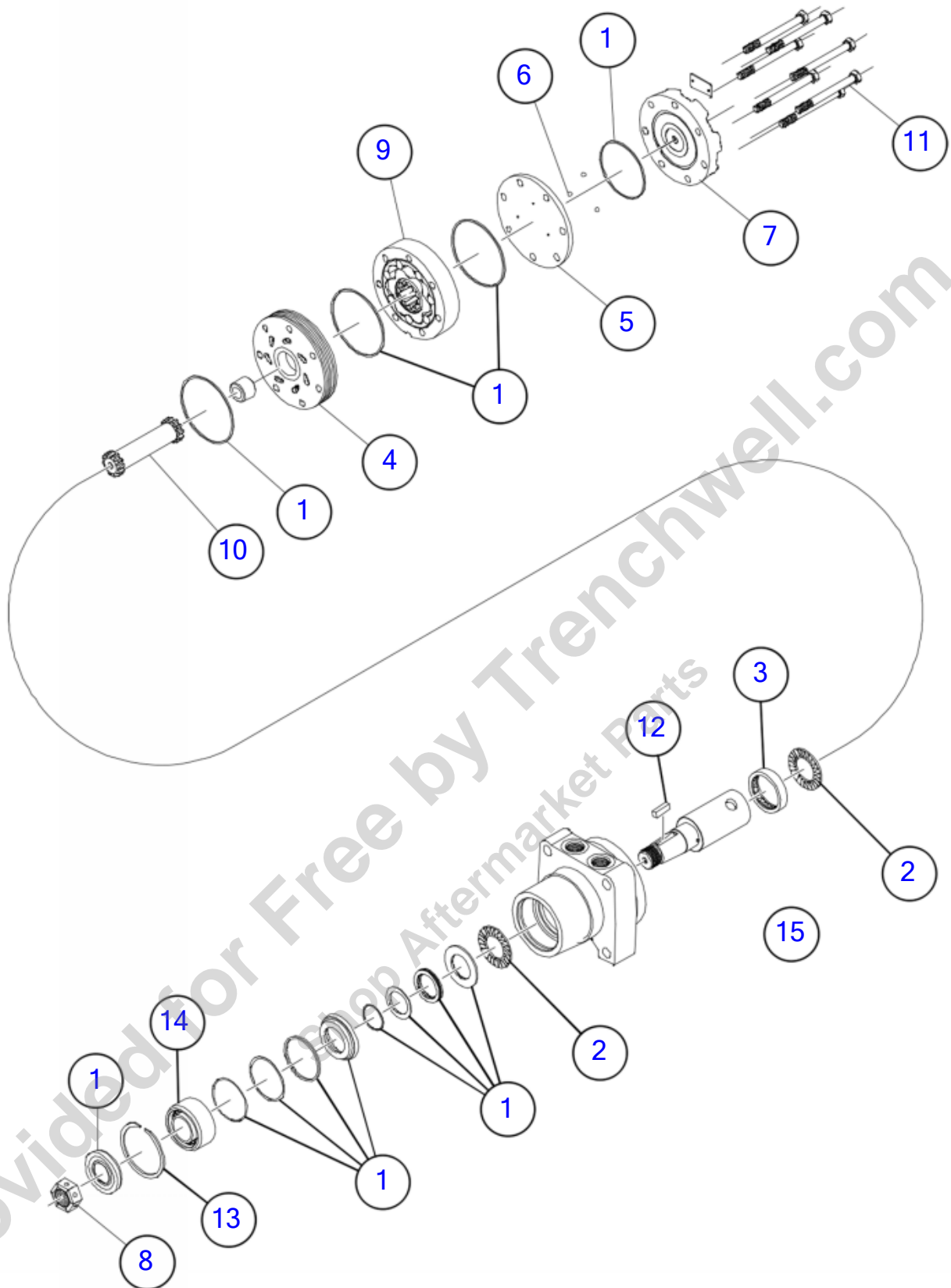


ILLUSTRATION NO. 163709481_BD - Not For Ordering

Breakdown- Feed Roller Motor
Fig 12-04T01R01

REF NO.	PART NO.	DESCRIPTION	QTY.	REMARKS
1	180006941	SEAL KIT	1	
2	161581001	REAR THRUST BEARING	1	
3	161643001	REAR HOUSING BEARING	1	
4	161583001	FORWARD MANIFOLD	1	
	180028276	REVERSE MANIFOLD	1	
5	161586001	BALANCE PLATE	3	
6	161587001	STEEL BALLS (3)	3	
7	161588001	ENDCOVER	1	
8	163644785	NUT-1.00-20-UNEF WHITE HYD WHEEL MOTOR 1 1/4 TAPER	1	
9	161585001	"470" DISPLACEMENT ROTOR SET	1	
	180028669	BEARING & SEAL KIT - TD BASIC3 CONTROL SYSTEM	1	
10	180028277	DRIVE LINE KIT	1	
11	180021115	BOLT	1	
12	161590001	SHAFT KEY	1	
13	180028666	OUTER SEAL KIT W/ DUAL SEALS (W/O SEAL COVER)	1	
14	180028668	FRICTION DISC KIT	1	
15	180028670	ENDPLATE KIT UNIVERSAL	1	
	163709481	MOTOR-HYD-28.3 CU 520	A/R	Complete

Provided for Free by Trenchwell.com
 Shop Aftermarket Parts

Drive Shaft - Gas

Fig 12-05

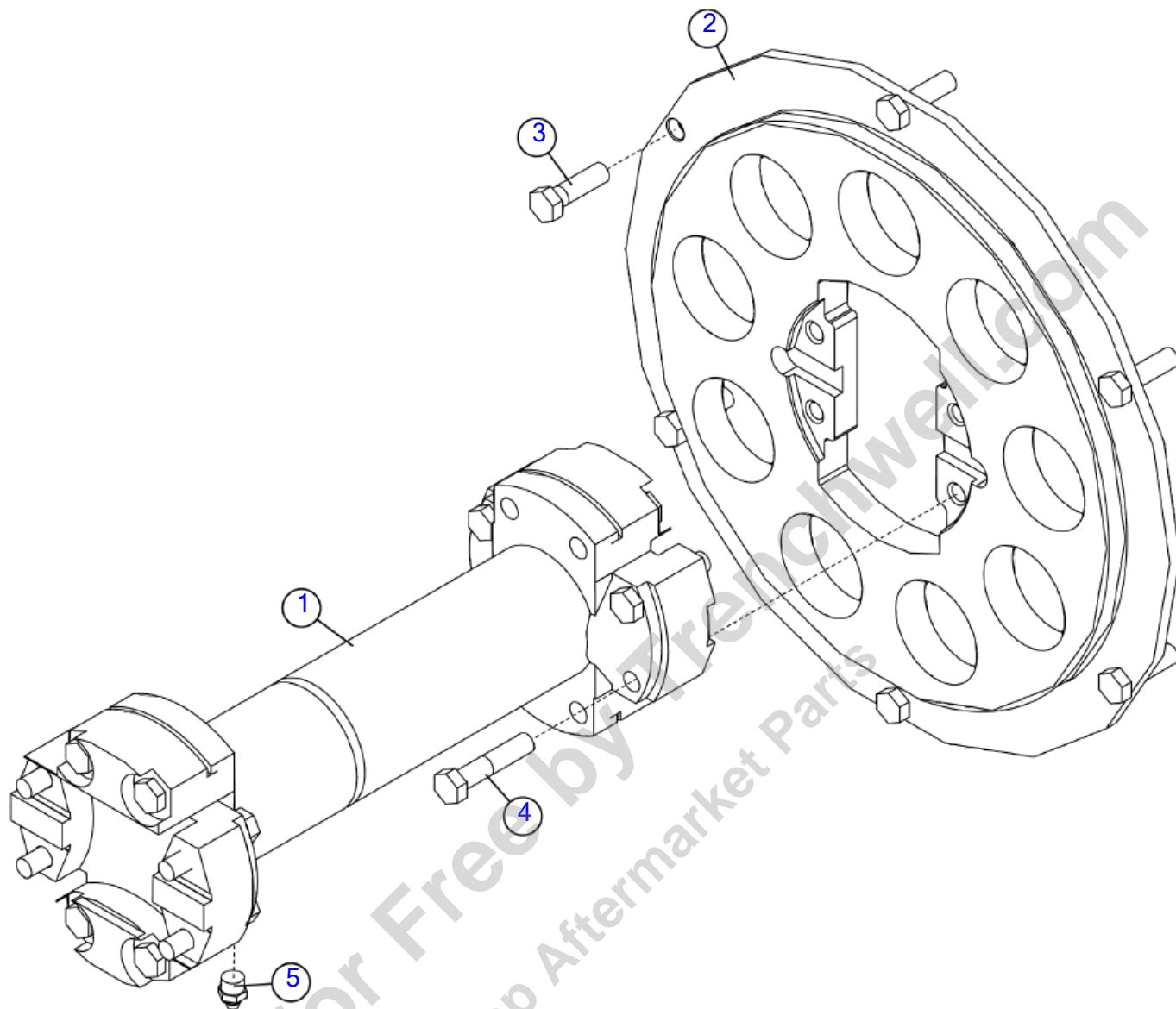


Illustration No: 163697205- Not For Ordering

Drive Shaft - Gas

Fig 12-05

REF NO.	PART NO.	DESCRIPTION	QTY.	REMARKS
1	158463001	SHAFT - DRIVE	1	Breakdown Fig. 12-7T01
2	163697202	FLYWHEEL ADAPTER PLATE	1	
3	163697286	FLYWHEEL BOLT	6	
4	3931016	BOLT-3/8NFX1 3/4 GRADE 8	8	
5	586001	ZERK 1/8in ST NPT GREASE ZYC	1	

Provided for Free by Trenchwell.com
Shop Aftermarket Parts

Drive Shaft - Cat

Fig 12-06

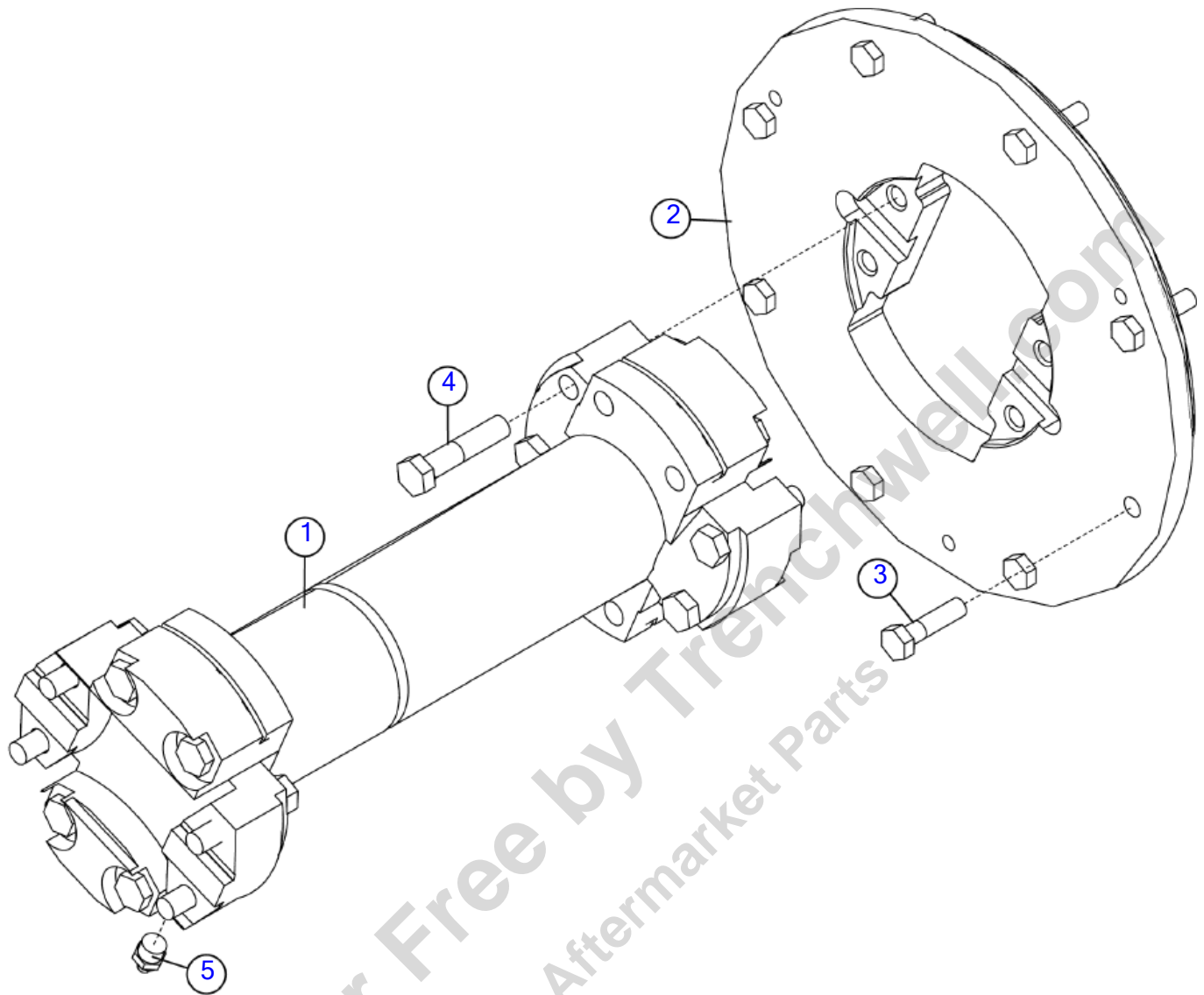


Illustration No: 163672183- Not For Ordering

Drive Shaft - Cat

Fig 12-06

REF NO.	PART NO.	DESCRIPTION	QTY.	REMARKS
1	158463001	SHAFT - DRIVE	1	Breakdown Fig. 12-7T01
2	163672077	ADAPTER - CAT FLYWHEEL	1	
3	351012	BOLT-5/16"-18X1 1/4"GR5 HEX	8	
4	3931016	BOLT-3/8NFX1 3/4 GRADE 8	8	
5	586001	ZERK 1/8in ST NPT GREASE ZYC	1	

Provided for Free by Trenchwell.com
Shop Aftermarket Parts

Drive Shaft - Cummins

Fig 12-07

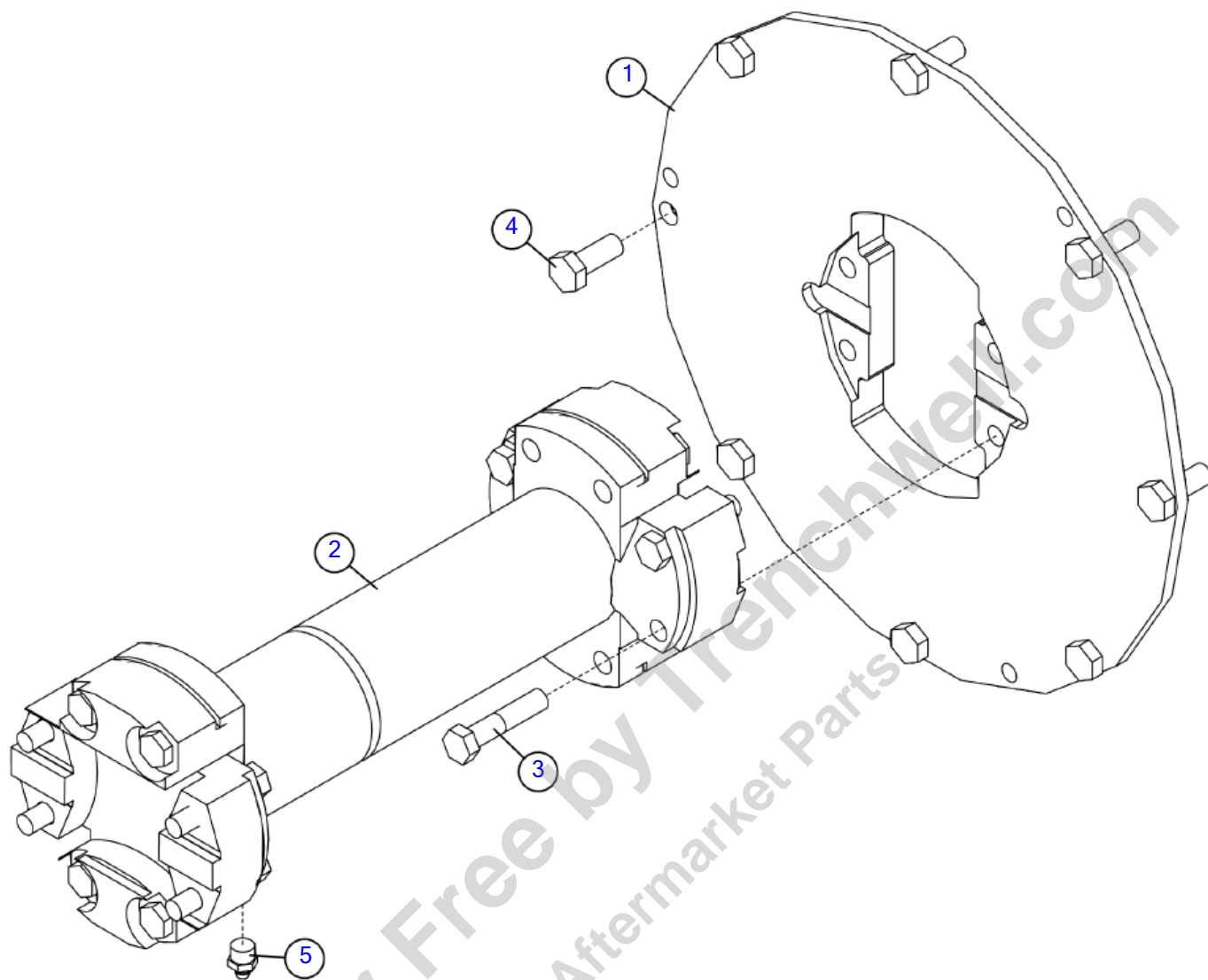


Illustration No: 163672300- Not For Ordering

Drive Shaft - Cummins

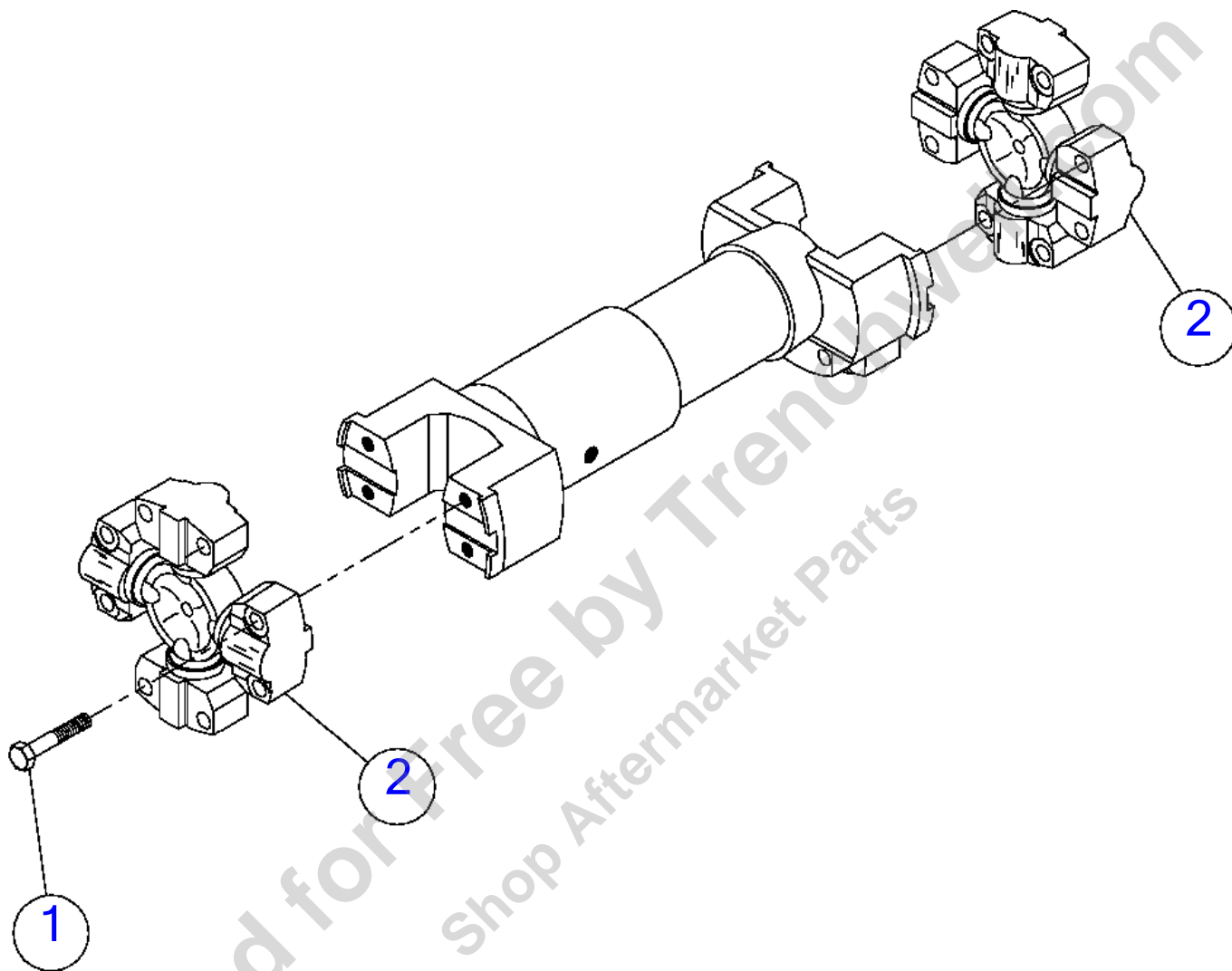
Fig 12-07

REF NO.	PART NO.	DESCRIPTION	QTY.	REMARKS
1	153052001	ADAPTER - CUMMINS FLYWHEEL	1	
2	158463001	SHAFT - DRIVE	1	Breakdown Fig. 12-7T01
3	3931016	BOLT-3/8NFX1 3/4 GRADE 8	8	
4	506033025	SCREW-HCS,M10-1.50X25,8.8,YZ,D933,FT	8	
4	(507092025)	SCREW-HCS,M10-1.50X25,8.8,YZ,ISO4017,FT	8	
5	586001	ZERK 1/8in ST NPT GREASE ZYC	1	

Provided for Free by Trenchwell.com
Shop Aftermarket Parts

Breakdown - Drive Shaft

Fig 12-07T01



Breakdown - Drive Shaft

Fig 12-07T01

REF NO.	PART NO.	DESCRIPTION	QTY.	REMARKS
1	3931016	BOLT-3/8NFX1 3/4 GRADE 8	8	
1	(155025001)	CAPSCREW - HEXHEAD 09366J	8	
2	155027001	U-JOINT ASSEMBLY	2	
	155026001	U JOINT ASSY - INC. CAPSCREWS	2	
	158463001	SHAFT - DRIVE	A/R	Includes Ref. #'s 1-2

Provided for Free by Trenchwell.com
Shop Aftermarket Parts

Drive Shaft - Deutz

Fig 12-08

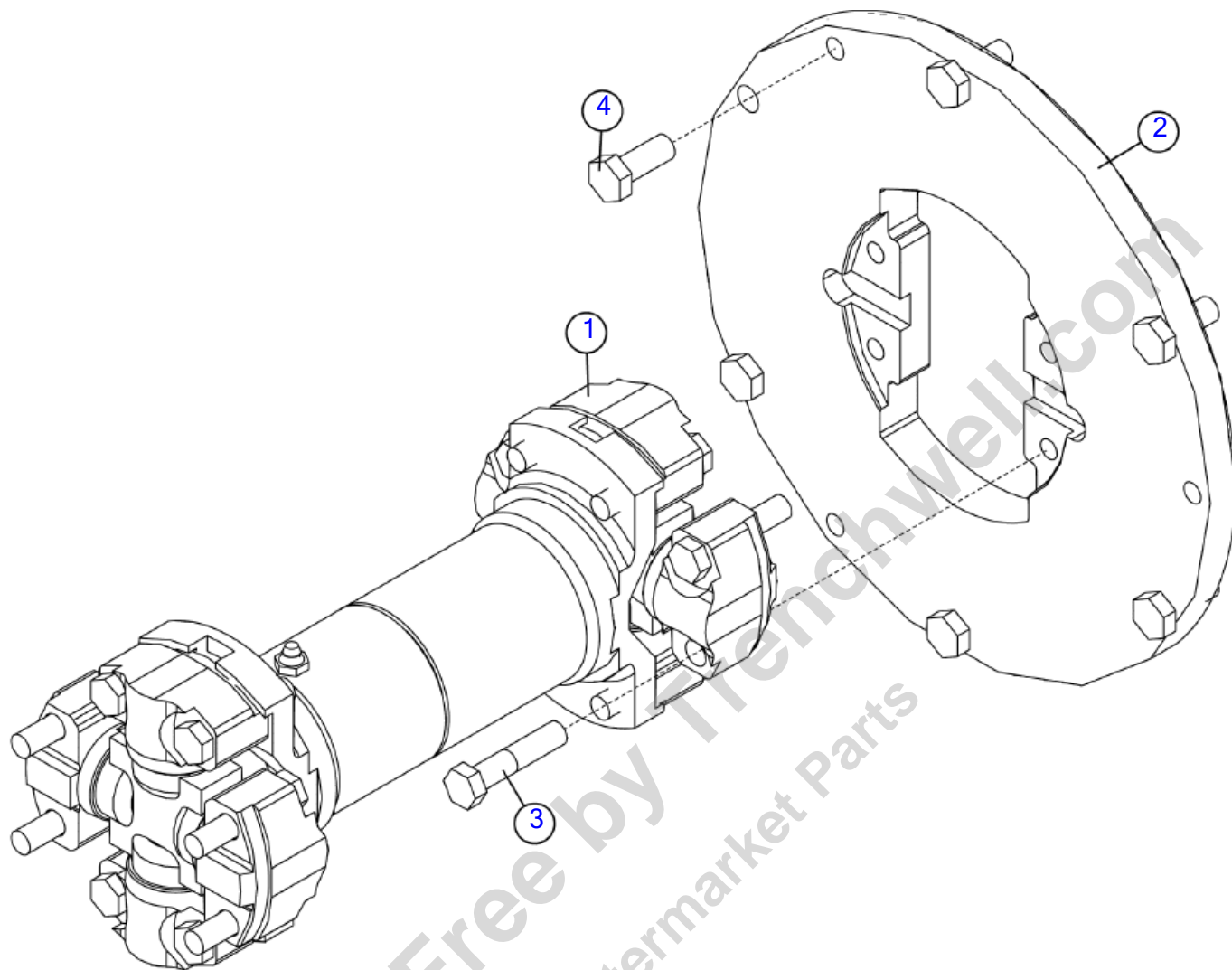


Illustration No: 163674694- Not For Ordering

Drive Shaft - Deutz

Fig 12-08

REF NO.	PART NO.	DESCRIPTION	QTY.	REMARKS
1	163674668	DRIVE SHAFT - 10 1/2	1	Breakdown Fig. 12-8T01
2	180023260	FLYWHEEL - BC1000XL T4F DEUTZ	1	
3	3931016	BOLT-3/8NFX1 3/4 GRADE 8	8	
4	506033025	SCREW-HCS,M10-1.50X25,8.8,YZ,D933,FT	6	

Provided for Free by Trenchwell.com
Shop Aftermarket Parts

Breakdown- Drive Shaft

Fig 12-08T01

Breakdown limited because: special tools or training required,
parts not available, may void warranty, and/or not cost effective.

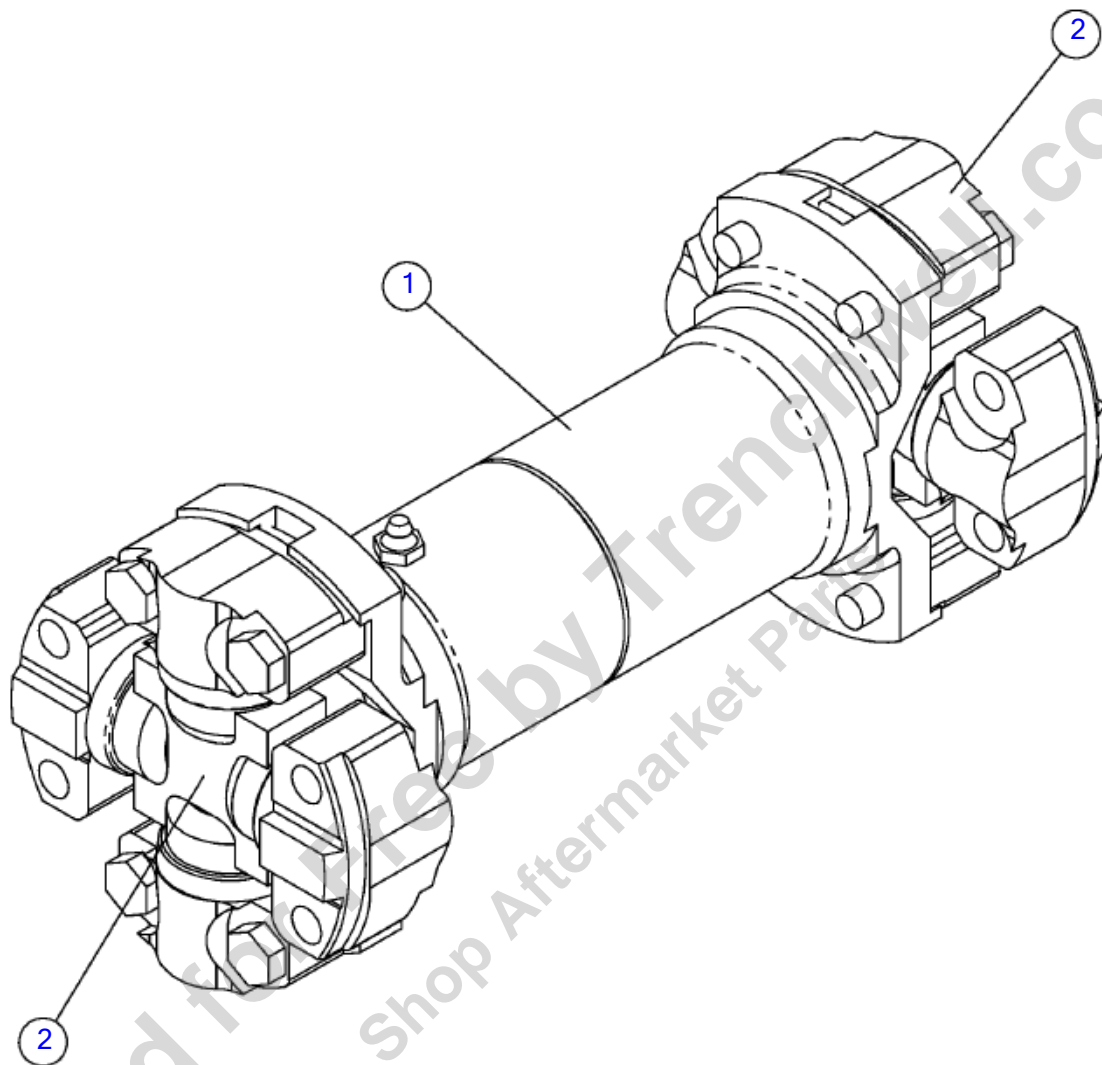


Illustration No. 163674668_BD-Not For Ordering

Breakdown- Drive Shaft

Fig 12-08T01

REF NO.	PART NO.	DESCRIPTION	QTY.	REMARKS
1	163755919	ASSEMBLY, SHAFT	1	
2	163755920	BEARING, U-JOINT	2	
	163674668	DRIVE SHAFT - 10 1/2	A/R	Includes Refs. 1-2.

Provided for Free by Trenchwell.com
Shop Aftermarket Parts

Clutch Arm
Fig 12-09

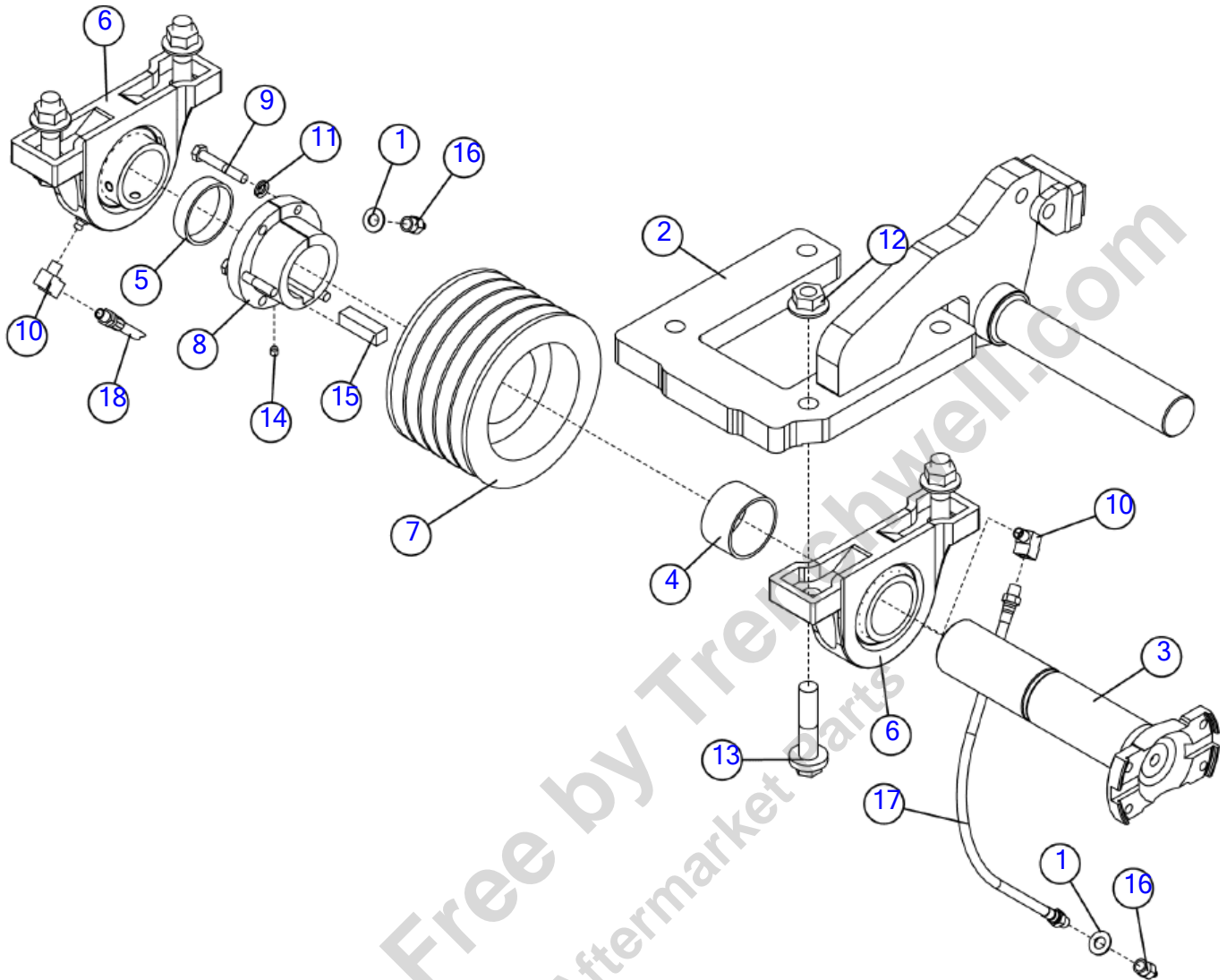


Illustration No. 163672221- Not For Ordering

Clutch Arm
Fig 12-09

REF NO.	PART NO.	DESCRIPTION	QTY.	REMARKS
1	127361001	WASHER-FLATSTRL-.38-.41X.81-.06-CZ-A325	2	
2	163656773	WDMT - T3 CLUTCH ARM WITH 1.50in SHAFT	1	
3	180010648	YOKE-5C STUB	1	
4	180011725	SPACER-2 1/4 OD, 12 GA W, 1.19 L	1	
5	180011726	SPACER-2 1/4 OD, 12 GA W, .62 L	1	
6	180011760	BEARING-PILLOWBLOCK-1 15/16	2	
7	180011767	SHEAVE-6.30 5-GROOVE,CENTERED	1	
8	180012337	HUB-SK BSHG 1 15/16	1	
9	351020	BOLT 5/16 18 X 2 GRADE5 HEX	3	
10	4017001	FITTING-3400 X 2 WTHR-HD	2	
11	480005	WASHER-5/16 S/T LOCK	3	
12	507085016	NUT-HEXFLNG LOCK, M16-2.00,10.9,YZ,D6927	4	
13	507614070	SCREW - HFS M16 2X70 10.9 YZ ZNSI B18.2.3.9M PT	4	
14	523005	SCREW-1/4-20X1/4 SOCKET HD.SET	1	
15	580009	H KEY 1/2 X 1/2 - 1 3/4	1	
16	587001	ZERK 1/8" F ST GREASE	2	
17	59245003	HOSE - 1/8 X 7 - 1/8 NPT M&M 100R7	1	
18	59245025	HOSE-1/8X8 M&M 3000 PSI	1	

Provided for Free by Trenchwell.com
Shop Aftermarket Parts

Clutch Linkage - RH Controls GM & Deutz (SN 19200-28501)

Fig 12-10

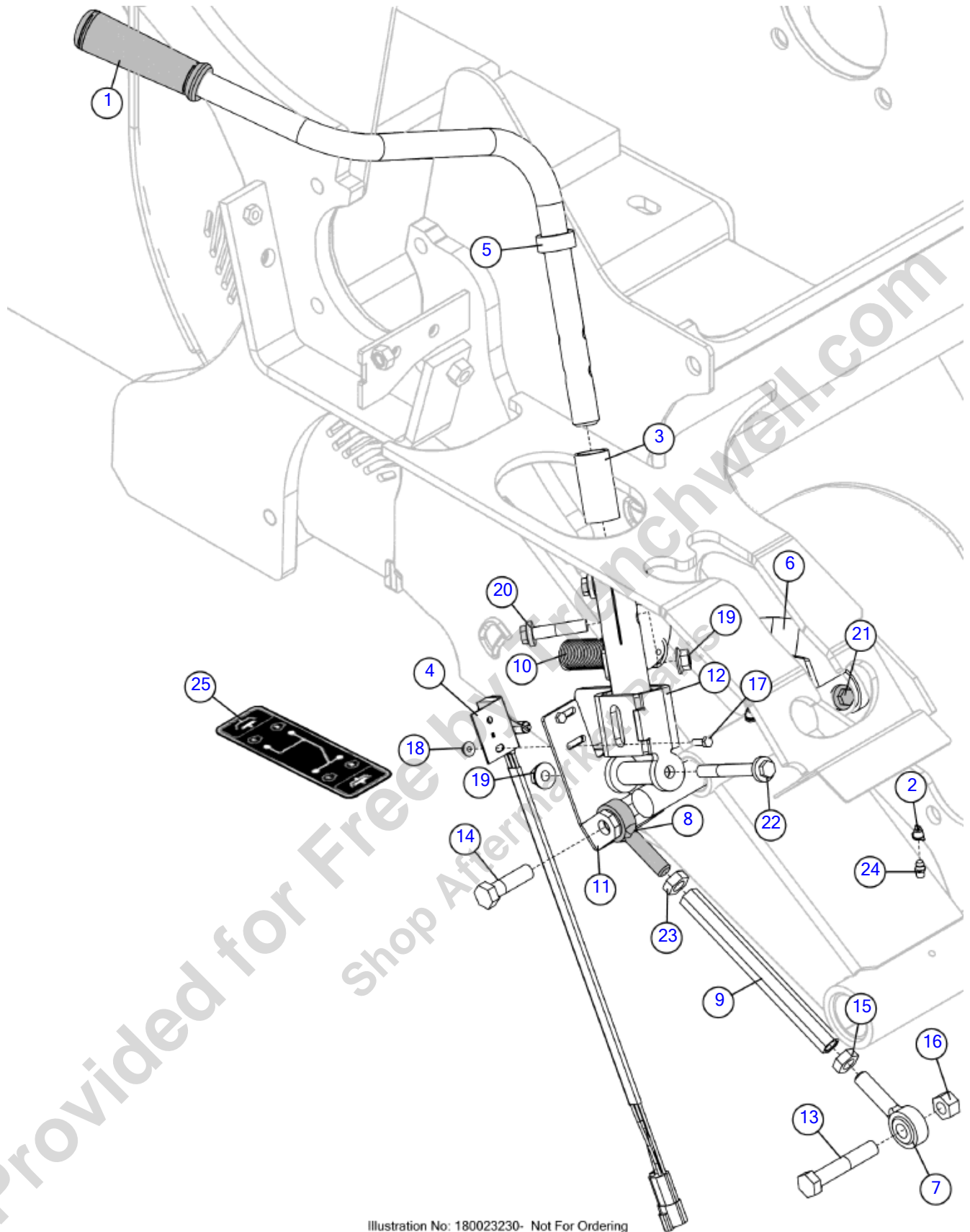


Illustration No: 180023230- Not For Ordering

Clutch Linkage - RH Controls GM & Deutz (SN 19200-28501)

Fig 12-10

REF NO.	PART NO.	DESCRIPTION	QTY.	REMARKS
1	109276001	HANDLE GRIP-7/8"W/O FINGERGRIP	1	
2	151808001	CAP - GREASE	2	
3	153445001	BUSHING - WEAR	1	
4	163551767	SWITCH-LH ROLLER ARM	1	
5	163672401	HANDLE - WELDED CLUTCH	1	
6	180008087	MOUNT - CLUTCH CABLE	1	
7	180012422	ROD END-1/2-20 RIGHT THREAD	1	
8	180012423	ROD END - 1/2-20 LEFT THREAD	1	
9	180012429	TURN BUCKLE - CLUTCH, 5/8in HEX	1	
10	180013172	SPRING-EXT.900 OD X .105W X 5.50 OA	1	
11	180023231	WELDMENT - RH CLUTCH PIVOT	1	
12	180023232	YOKE - CLUTCH, CLOCKED HANDLE MNT-WLDMT	1	
13	235744001	BOLT-1/2-13X2 3/4 GR8 ZNC PLTD	1	
14	240334001	SCREW-HCS-.50-13X1.75-GR8-YZ	1	
15	3888001	NUT-1/2 N.F. HEX JAM	1	
16	423001	NUT-1/2 NC SLTL UTB	1	
17	506030016	SCREW-HCS,M5-.80X16,8.8,YZ,D933,FT	2	
18	507085005	NUT-HEXFLNG LOCK,M5-.80,10.9,YZ,D6927	2	
19	507085010	NUT-HEXFLNG LOCK, M10-1.50,10.9,YZ,D6927	4	
20	507612045	SCREW-HFS,M10-1.50X45,10.9,YZ,ANSI,B18.2.3.9M,PT	2	
21	507612055	SCREW HFS,M10 1.50X55,10.9,YZ,D6921,PT	1	
22	507612080	SCREW-HFS,M10-1.50X80,10.9,YZ,ANSI,B18.2.3.9M,PT	1	
23	510500529	NUT - HEX JAM .50-20 GR5 CZ LH	1	
24	598001	FITTING - 1/4" NF ST GREASE ZERK	2	
25	700IB292	DECAL - CONTROL	1	

Clutch Linkage - RH Controls GM & Deutz (SN 28502-)

Fig 12-10R01

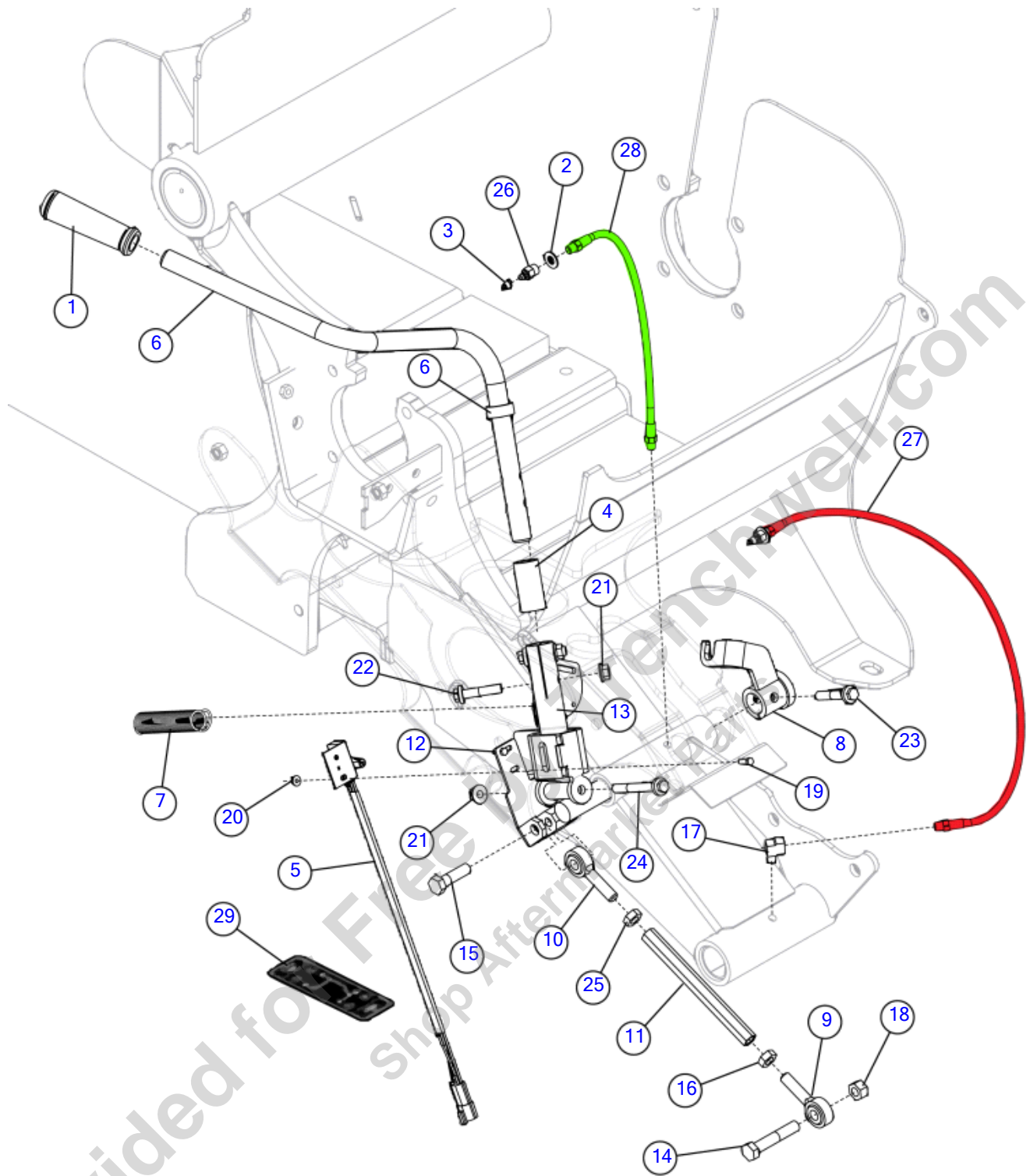


Illustration No: 180023230- Not For Ordering

Clutch Linkage - RH Controls GM & Deutz (SN 28502-)

Fig 12-10R01

REF NO.	PART NO.	DESCRIPTION	QTY.	REMARKS
1	109276001	HANDLE GRIP-7/8"W/O FINGERGRIP	1	
2	127361001	WASHER-FLATSTRL-.38-.41X.81-.06-CZ-A325	2	
3	151808001	CAP - GREASE	2	
4	153445001	BUSHING - WEAR	1	
5	163551767	SWITCH-LH ROLLER ARM	1	
6	163672401	HANDLE - WELDED CLUTCH	1	
7	163777211	SPRING-EXT .9 OD X .105W-5.50 OA - CZ	1	
8	180008087	MOUNT - CLUTCH CABLE	1	
9	180012422	ROD END-1/2-20 RIGHT THREAD	1	
10	180012423	ROD END - 1/2-20 LEFT THREAD	1	
11	180012429	TURN BUCKLE - CLUTCH, 5/8in HEX	1	
12	180023231	WELDMENT - RH CLUTCH PIVOT	1	
13	180023232	YOKE - CLUTCH, CLOCKED HANDLE MNT-WLDMT	1	
14	235744001	BOLT-1/2-13X2 3/4 GR8	1	
15	240334001	SCREW-HCS-.50-13X1.75-GR8	1	
16	3888001	NUT-1/2 N.F. HEX JAM	1	
17	4017001	FITTING-3400 X 2 WTHR-HD	1	
18	423001	NUT-1/2 NC SLTL UTB	1	
19	506030016	SCREW-HCS,M5-.80X16,8.8,D933,FT	2	
20	507085005	NUT GB/T 6177.1 M5-GR8	2	
21	507085010	NUT-HEXFLNG LOCK, M10-1.50,10.9,D6927	4	
22	507612045	SCREW-HFS,M10-1.50X45,10.9,ANSI,B18.2.3.9M,PT	2	
23	507612055	SCREW HFS,M10 1.50X55,10.9,D6921,PT	1	
24	507612080	SCREW-HFS,M10-1.50X80,10.9,ANSI,B18.2.3.9M,PT	1	
25	510500529	NUT - HEX JAM .50-20 GR5 CZ LH	1	
26	587001	ZERK 1/8" F ST GREASE	2	
27	59245007	HOSE - 1/8 X 30 1/8 NPT M AND M 100R7	1	
28	59245013	HOSE-1/8X14 1/8NPT M&M 100R7	1	
29	700IB292	DECAL - CONTROL	1	

Clutch Linkage - RH Controls Cat & Cummins (SN 19200-28501)

Fig 12-11

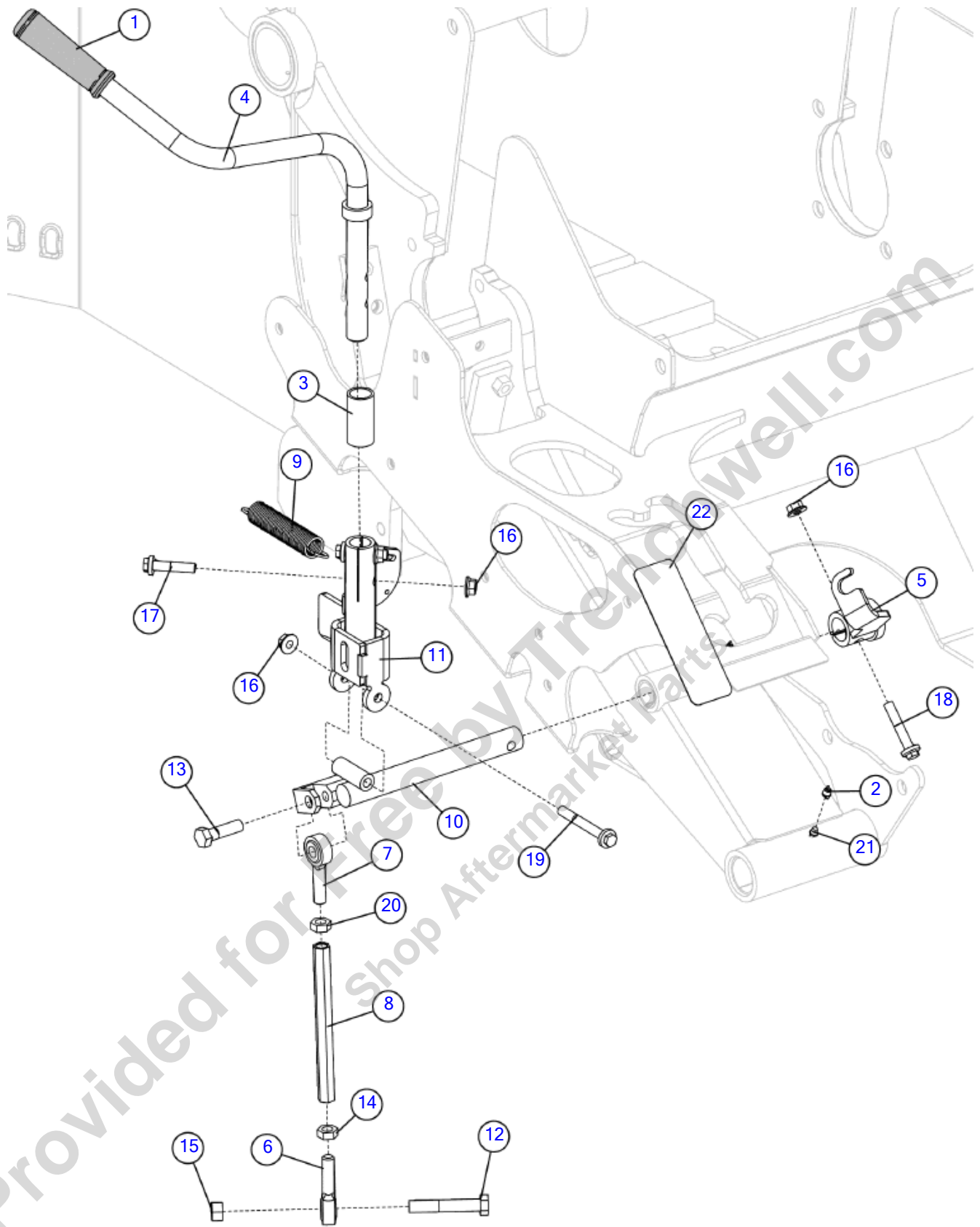


Illustration No. 163672222- Not For Ordering

Clutch Linkage - RH Controls Cat & Cummins (SN 19200-28501)

Fig 12-11

REF NO.	PART NO.	DESCRIPTION	QTY.	REMARKS
1	109276001	HANDLE GRIP-7/8"W/O FINGERGRIP	1	
2	151808001	CAP - GREASE	2	
3	153445001	BUSHING - WEAR	1	
4	163672401	HANDLE - WELDED CLUTCH	1	
5	180008087	MOUNT - CLUTCH CABLE	1	
6	180012422	ROD END-1/2-20 RIGHT THREAD	1	
7	180012423	ROD END - 1/2-20 LEFT THREAD	1	
8	180012429	TURN BUCKLE - CLUTCH, 5/8in HEX	1	
9	180013172	SPRING-EXT.900 OD X .105W X 5.50 OA	1	
10	180014645	PIVOT - RHC CLUTCH PIVOT WDMT	1	
11	180023232	YOKE - CLUTCH, CLOCKED HANDLE MNT-WLDMT	1	
12	235724001	BOLT-1/2-13X3 GR8 HEX ZINC PLT	1	
13	240334001	SCREW-HCS-.50-13X1.75-GR8-YZ	1	
14	3888001	NUT-1/2 N.F. HEX JAM	1	
15	423001	NUT-1/2 NC SLTL UTB	1	
16	507085010	NUT-HEXFLNG LOCK, M10-1.50,10.9,YZ,D6927	4	
17	507612045	SCREW-HFS,M10-1.50X45,10.9,YZ,ANSI,B18.2.3.9M,PT	2	
18	507612055	SCREW HFS,M10 1.50X55,10.9,YZ,D6921,PT	1	
19	507612080	SCREW-HFS,M10-1.50X80,10.9,YZ,ANSI,B18.2.3.9M,PT	1	
20	510500529	NUT - HEX JAM .50-20 GR5 CZ LH	1	
21	598001	FITTING - 1/4" NF ST GREASE ZERK	2	
22	700IB292	DECAL - CONTROL	1	
23	1835065	BSHG.-STL.-1 3/4ODX1 1/2IDX1	A/R	Not Shown
24	1835001	BSHG.-STL.-1 1/4 X 1 X 3/4	A/R	Not Shown

Clutch Linkage - RH Controls Cat & Cummins (SN 28502-)

Fig 12-11R01

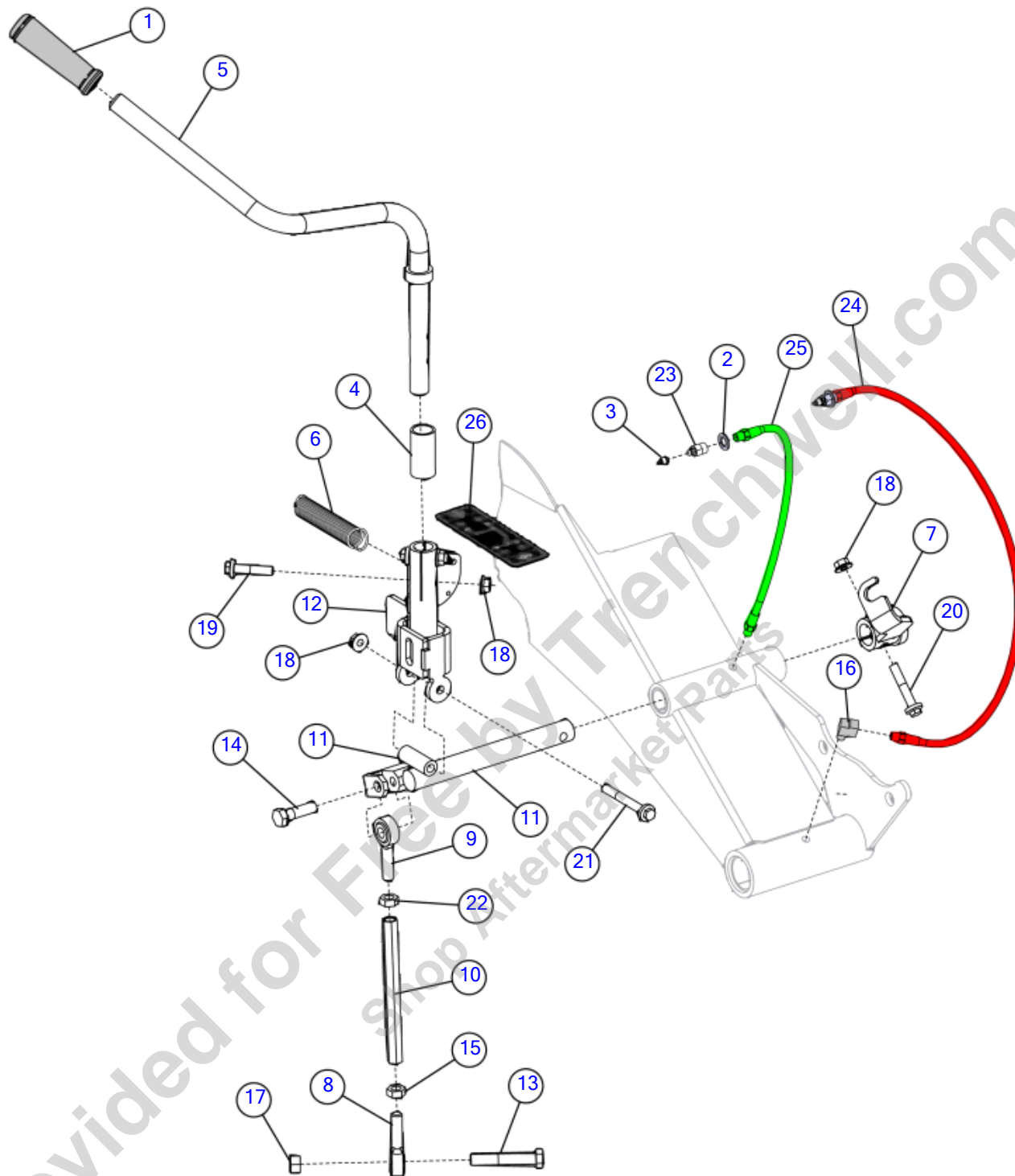


Illustration No. 163672222- Not For Ordering

Clutch Linkage - RH Controls Cat & Cummins (SN 28502-)

Fig 12-11R01

REF NO.	PART NO.	DESCRIPTION	QTY.	REMARKS
1	109276001	HANDLE GRIP-7/8"W/O FINGERGRIP	1	
2	127361001	WASHER-FLATSTRL-.38-.41X.81-.06-CZ-A325	2	
3	151808001	CAP - GREASE	2	
4	153445001	BUSHING - WEAR	1	
5	163672401	HANDLE - WELDED CLUTCH	1	
6	163777211	SPRING-EXT .9 OD X .105W-5.50 OA - CZ	1	
7	180008087	MOUNT - CLUTCH CABLE	1	
8	180012422	ROD END-1/2-20 RIGHT THREAD	1	
9	180012423	ROD END - 1/2-20 LEFT THREAD	1	
10	180012429	TURN BUCKLE - CLUTCH, 5/8in HEX	1	
11	180014645	PIVOT - RHC CLUTCH PIVOT WDMT	1	
12	180023232	YOKE - CLUTCH, CLOCKED HANDLE MNT-WLDMT	1	
13	235724001	BOLT-1/2-13X3 GR8 HEX	1	
14	240334001	SCREW-HCS-.50-13X1.75-GR8	1	
15	3888001	NUT-1/2 N.F. HEX JAM	1	
16	4017001	FITTING-3400 X 2 WTHR-HD	1	
17	423001	NUT-1/2 NC SLTL UTB	1	
18	507085010	NUT-HEXFLNG LOCK, M10-1.50,10.9,D6927	4	
19	507612045	SCREW-HFS,M10-1.50X45,10.9,ANSI,B18.2.3.9M,PT	2	
20	507612055	SCREW HFS,M10 1.50X55,10.9,D6921,PT	1	
21	507612080	SCREW-HFS,M10-1.50X80,10.9,ANSI,B18.2.3.9M,PT	1	
22	510500529	NUT - HEX JAM .50-20 GR5 CZ LH	1	
23	587001	ZERK 1/8" F ST GREASE	2	
24	5924500722	HOSE - 1/8 X 30 1/8 NPT M AND M 100R7	1	
25	59245013	HOSE-1/8X14 1/8NPT M&M 100R7	1	
26	700IB292	DECAL - CONTROL	1	

Clutch Linkage - LH Controls Cat & Cummins (SN 19200-28501)

Fig 12-12

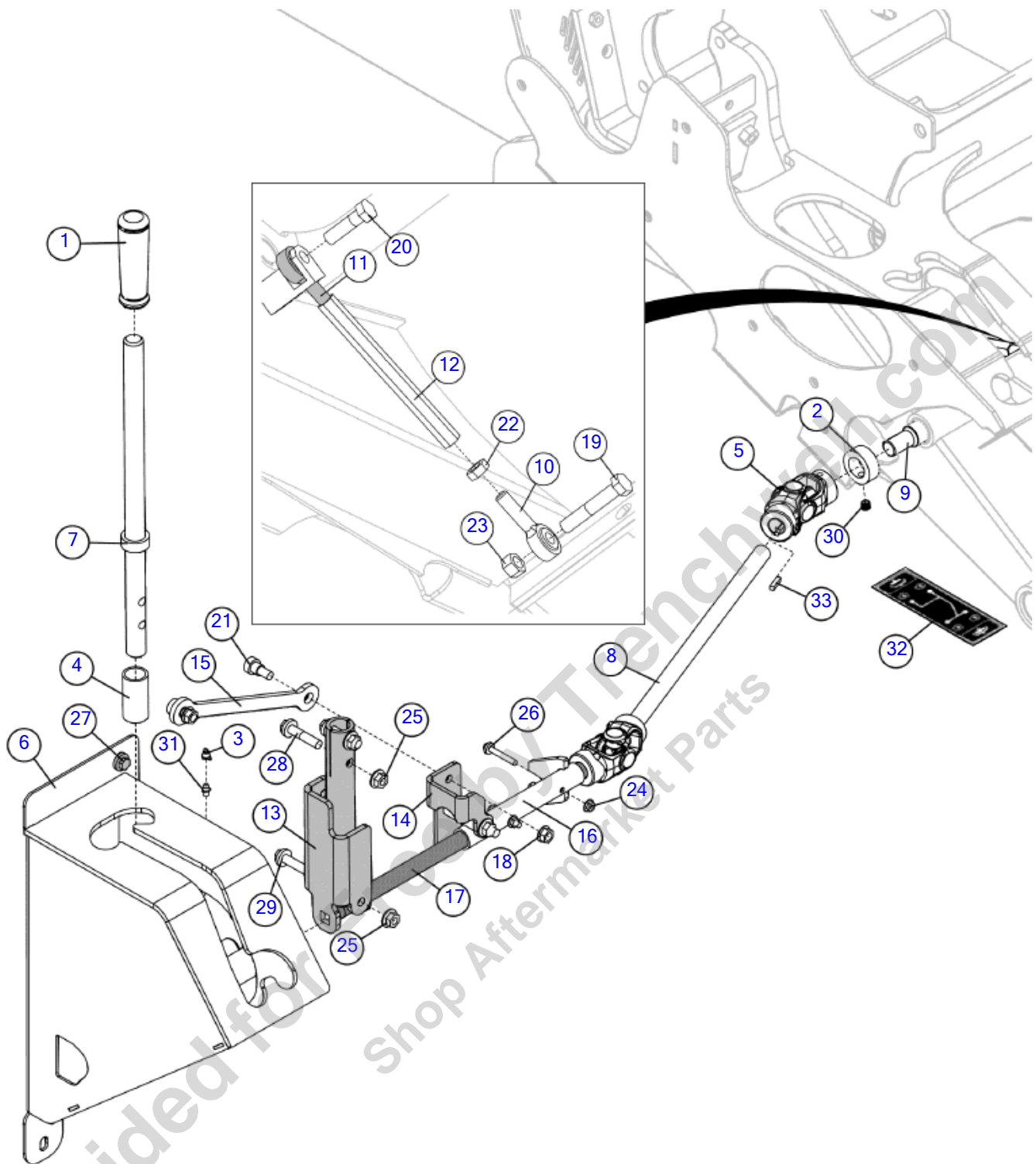


Illustration No: 163674580- Not For Ordering

Clutch Linkage - LH Controls Cat & Cummins (SN 19200-28501)

Fig 12-12

REF NO.	PART NO.	DESCRIPTION	QTY.	REMARKS
1	109276001	HANDLE GRIP-7/8"W/O FINGERGRIP	1	
2	1500009	SET COLLAR - 1in PLATED	1	
3	151808001	CAP - GREASE	3	
4	153445001	BUSHING - WEAR	1	
5	163627974	U-JOINT W/3/4" YOKES	2	
6	163672374	PIVOT BOX - LEFT HAND CONTROLS	1	
7	163672376	HANDLE - CLUTCH WELDMENT	1	
8	163677324	ROD - LONG U-JOINT LINKAGE	1	
9	163677325	PIVOT - LHC CLUTCH HANDLE WDMT	1	
10	180012422	ROD END-1/2-20 RIGHT THREAD	1	
11	180012423	ROD END - 1/2-20 LEFT THREAD	1	
12	180012429	TURN BUCKLE - CLUTCH, 5/8in HEX	1	
13	180012483	PIVOT - LHC CLUTCH ARM WDMT	1	
14	180012486	BRACKET - LHC THROTTLE LINKAGE	1	
15	180012487	PLATE - LHC THROTTLE LINKAGE	1	
16	180012488	THROTTLE RETENTION - LHC WELDMENT	1	
17	180012491	PIVOT ROD - LHC CLUTCH WDMT	1	
18	1809003	NUT-3/8 SM FLGE T.L.	2	
19	235724001	BOLT-1/2-13X3 GR8 HEX ZINC PLT	1	
20	240334001	SCREW-HCS-.50-13X1.75-GR8-YZ	1	
21	296256038	SCREW - SHSS - .50X.38-.38-16 THD-CZ	2	
22	3888001	NUT-1/2 N.F. HEX JAM	1	
23	423001	NUT-1/2 NC SLTL UTB	1	
24	507085006	NUT-HEXFLNG LOCK,M6-1.00,10.9,YZ,D6927	2	
25	507085010	NUT-HEXFLNG LOCK, M10-1.50,10.9,YZ,D6927	4	
26	507610040	SCREW HFS M6 1.00 X 40 10.9 YZ D6921 FT	2	
27	507612020	SCREW-HFS,M10-1.50X20,10.9,YZ,ANSI,B18.2.3.9M,FT	2	
28	507612045	SCREW-HFS,M10-1.50X45,10.9,YZ,ANSI,B18.2.3.9M,PT	2	
29	507612080	SCREW-HFS,M10-1.50X80,10.9,YZ,ANSI,B18.2.3.9M,PT	2	
30	526005	SSS 3/8 16 X 3/8	1	
31	598001	FITTING - 1/4" NF ST GREASE ZERK	3	
32	700ID815	DECAL - LH CLUTCH CONTROL	1	
33	70859001	HKEY- 3/16X3/16-7/8	4	

Clutch Linkage - LH Controls Cat & Cummins (SN 28502-)

Fig 12-12R01

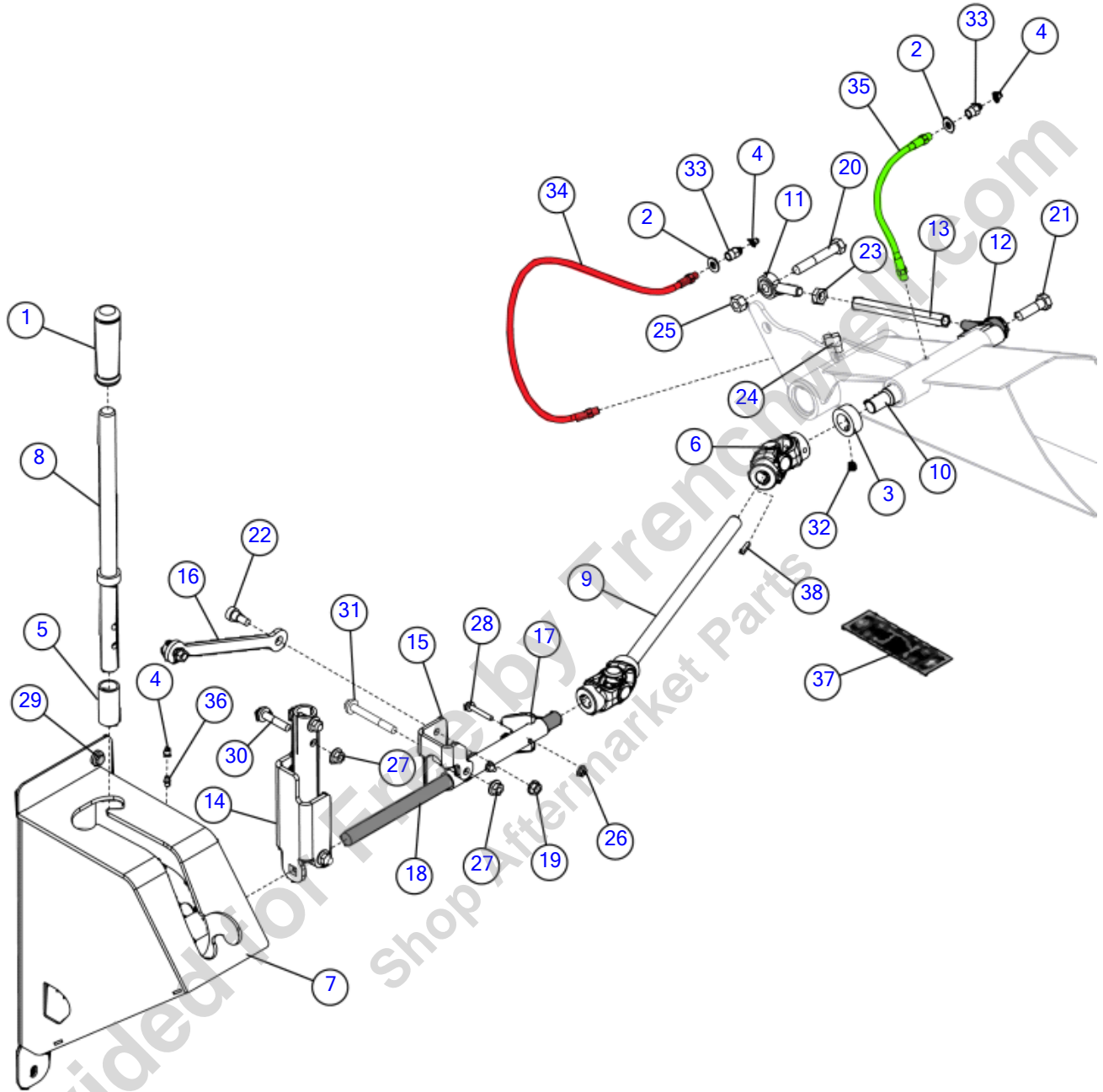


Illustration No: 163674580- Not For Ordering

Clutch Linkage - LH Controls Cat & Cummins (SN 28502-)

Fig 12-12R01

REF NO.	PART NO.	DESCRIPTION	QTY.	REMARKS
1	109276001	HANDLE GRIP-7/8"W/O FINGERGRIP	1	
2	127361001	WASHER-FLATSTRL-.38-.41X.81-.06-CZ-A325	2	
3	1500009	SET COLLAR - 1in PLATED	1	
4	151808001	CAP - GREASE	3	
5	153445001	BUSHING - WEAR	1	
6	163627974	U-JOINT W/3/4" YOKES	2	
7	163672374	PIVOT BOX - LEFT HAND CONTROLS	1	
8	163672376	HANDLE - CLUTCH WELDMENT	1	
9	163677324	ROD - LONG U-JOINT LINKAGE	1	
10	163677325	PIVOT - LHC CLUTCH HANDLE WDMT	1	
11	180012422	ROD END-1/2-20 RIGHT THREAD	1	
12	180012423	ROD END - 1/2-20 LEFT THREAD	1	
13	180012429	TURN BUCKLE - CLUTCH, 5/8in HEX	1	
14	180012483	PIVOT - LHC CLUTCH ARM WDMT	1	
15	180012486	BRACKET - LHC THROTTLE LINKAGE	1	
16	180012487	PLATE - LHC THROTTLE LINKAGE	1	
17	180012488	THROTTLE RETENTION - LHC WELDMENT	1	
18	180012491	PIVOT ROD - LHC CLUTCH WDMT	1	
19	1809003	NUT-SMFLGTL-.38-16-G-CZ	2	
20	235724001	BOLT-1/2-13X3 GR8 HEX	1	
21	240334001	SCREW-HCS-.50-13X1.75-GR8	1	
22	296256038	SCREW - SHSS - .50X.38-.38-16 THD-CZ	2	
23	3888001	NUT-1/2 N.F. HEX JAM	1	
24	4017001	FITTING-3400 X 2 WTHR-HD	1	
25	423001	NUT-1/2 NC SLTL UTB	1	
26	507085006	NUT-HEXFLNG LOCK,M6-1.00,10.9,D6927	2	
27	507085010	NUT-HEXFLNG LOCK, M10-1.50,10.9,D6927	4	
28	507610040	SCREW HFS M6 1.00 X 40 10.9 D6921 FT	2	
29	507612020	SCREW-HFS,M10-1.50X20,10.9,ANSI,B18.2.3.9M,FT	2	
30	507612045	SCREW-HFS,M10-1.50X45,10.9,ANSI,B18.2.3.9M,PT	2	
31	507612080	SCREW-HFS,M10-1.50X80,10.9,ANSI,B18.2.3.9M,PT	2	
32	526005	SSS 3/8 16 X 3/8	1	
33	587001	ZERK 1/8" F ST GREASE	2	
34	59245007	HOSE - 1/8 X 30 1/8 NPT M AND M 100R7	1	
35	59245013	HOSE-1/8X14 1/8NPT M&M 100R7	1	
36	598001	FITTING - 1/4" NF ST GREASE ZERK	1	
37	700ID815	DECAL - LH CLUTCH CONTROL	1	
38	70859001	HKEY- 3/16X3/16-7/8	4	

Clutch Linkage - LH Controls GM & Deutz (SN 19200-28501)

Fig 12-12X01

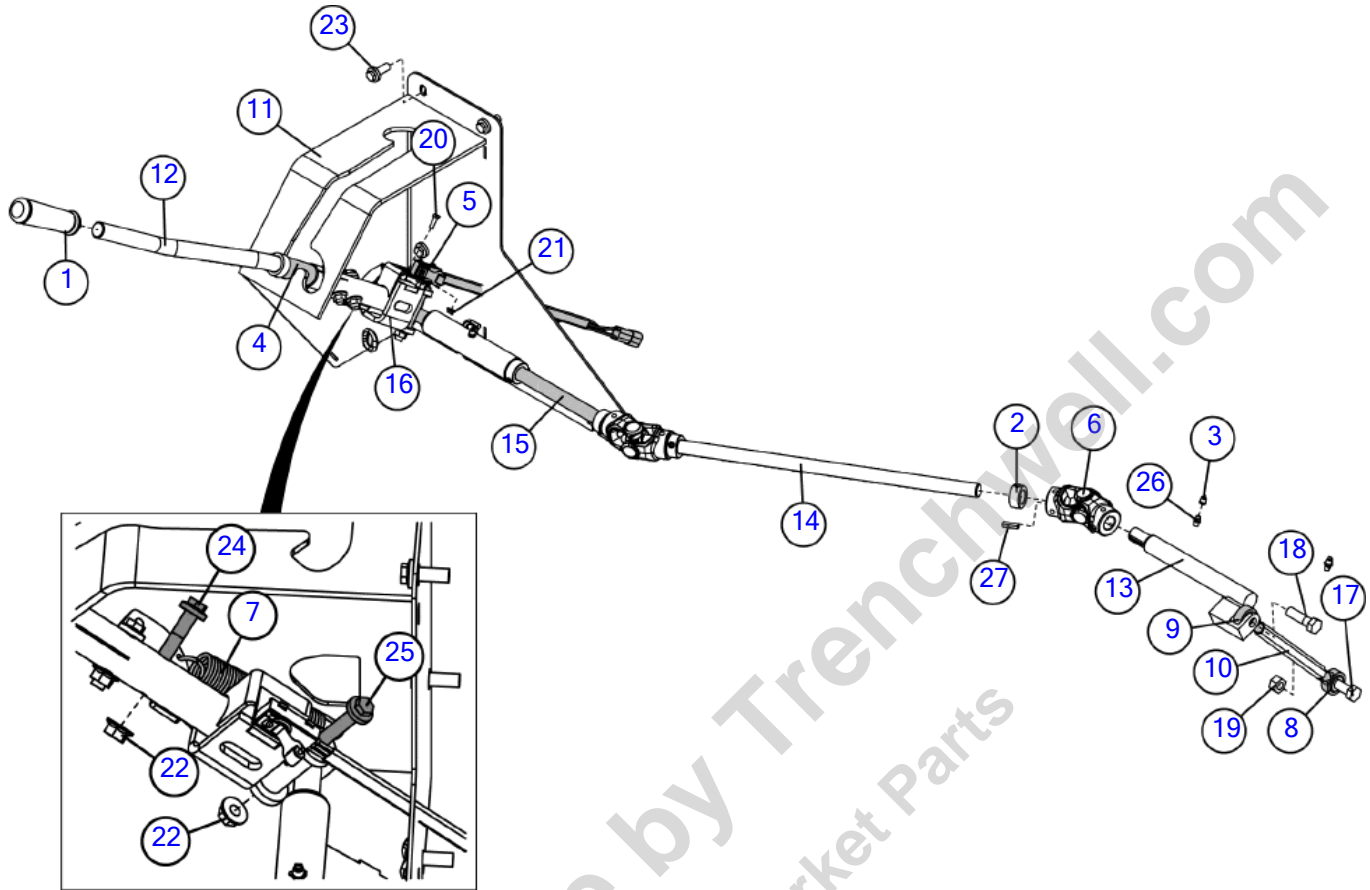


Illustration No: 180023373- Not For Ordering

Clutch Linkage - LH Controls GM & Deutz (SN 19200-28501)

Fig 12-12X01

REF NO.	PART NO.	DESCRIPTION	QTY.	REMARKS
1	109276001	HANDLE GRIP-7/8"W/O FINGERGRIP	1	
2	1500007	SET COLLAR - 3/4 PLATED	4	
3	151808001	CAP - GREASE	3	
4	153445001	BUSHING - WEAR	1	
5	163551767	SWITCH-LH ROLLER ARM	1	
6	163627974	U-JOINT W/3/4" YOKES	2	
7	1789023	SPRING - EXT. 5 1/2 OA	1	
8	180012422	ROD END-1/2-20 RIGHT THREAD	1	
9	180012423	ROD END - 1/2-20 LEFT THREAD	1	
10	180012429	TURN BUCKLE - CLUTCH, 5/8in HEX	1	
11	180023312	WELDMENT - PIVOT BOX LHC	1	
12	180023317	HANDLE - WELDED CLUTCH-WELDMENT	1	
13	180023319	PIVOT - LHC CLUTCH HANDLE WDMT	1	
14	180023320	ROD - LONG U-JOINT LINKAGE	1	
15	180023321	PIVOT ROD - LHC CLUTCH WDMT	1	
16	180023375	YOKE - LHC CLUTCH, CLOKED HANDLE WELDMENT	1	
17	235744001	BOLT-1/2-13X2 3/4 GR8 ZNC PLTD	1	
18	240334001	SCREW-HCS-.50-13X1.75-GR8-YZ	1	
19	423001	NUT-1/2 NC SLTL UTB	1	
20	506030016	SCREW-HCS,M5-.80X16,8.8,YZ,D933,FT	2	
21	507085005	NUT-HEXFLNG LOCK,M5-.80,10.9,YZ,D6927	2	
22	507085010	NUT-HEXFLNG LOCK, M10-1.50,10.9,YZ,D6927	3	
23	507612025	SCREW-HFS,M10-1.50X25,10.9,YZ,ANSI,B18.2.3.9M,FT	5	
24	507612045	SCREW-HFS,M10-1.50X45,10.9,YZ,ANSI,B18.2.3.9M,PT	2	
25	507612080	SCREW-HFS,M10-1.50X80,10.9,YZ,ANSI,B18.2.3.9M,PT	1	
26	598001	FITTING - 1/4" NF ST GREASE ZERK	3	
27	70859001	HKEY- 3/16X3/16-7/8	4	

Clutch Linkage - LH Controls GM & Deutz (SN 28502-)

Fig 12-12X01R01

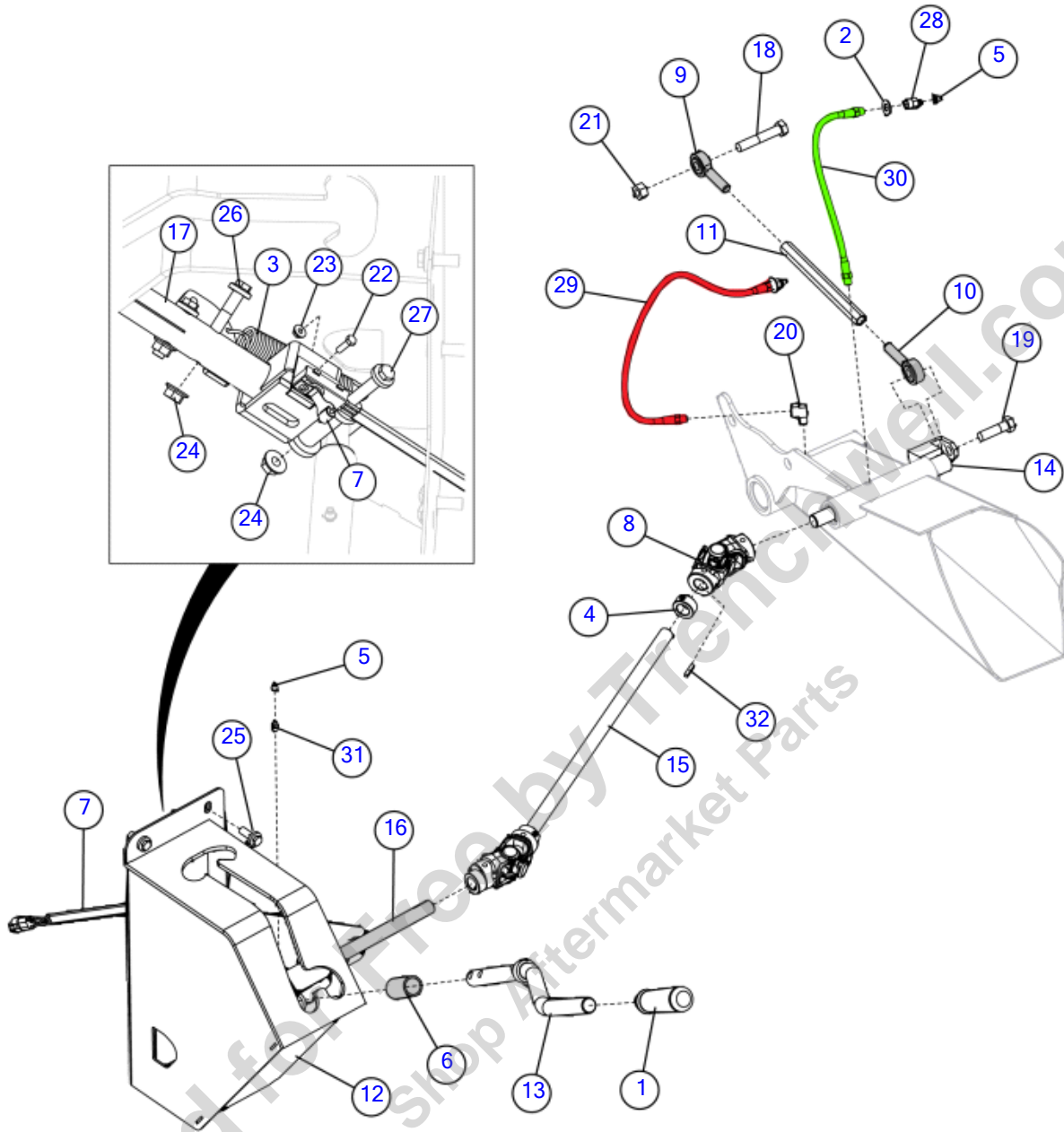


Illustration No: 180023373- Not For Ordering

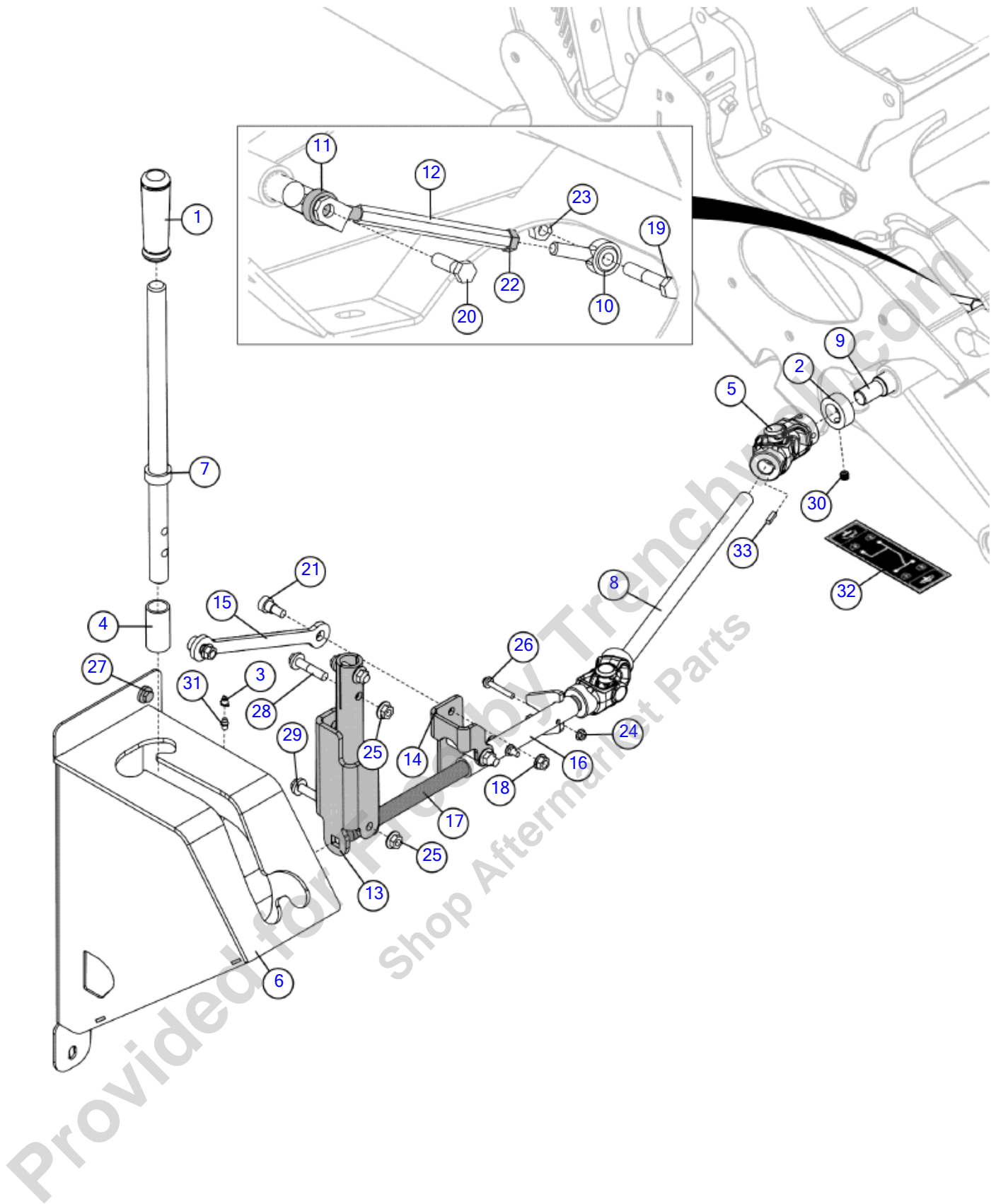
Clutch Linkage - LH Controls GM & Deutz (SN 28502-)

Fig 12-12X01R01

REF NO.	PART NO.	DESCRIPTION	QTY.	REMARKS
1	109276001	HANDLE GRIP-7/8"W/O FINGERGRIP	1	
2	127361001	WASHER-FLATSTRL-.38-.41X.81-.06-CZ-A325	2	
3	146234001	EXTENSION SPRING-BC625	1	
4	1500007	SET COLLAR - 3/4 PLATED	4	
5	151808001	CAP - GREASE	3	
6	153445001	BUSHING - WEAR	1	
7	163551767	SWITCH-LH ROLLER ARM	1	
8	163627974	U-JOINT W/3/4" YOKES	2	
9	180012422	ROD END-1/2-20 RIGHT THREAD	1	
10	180012423	ROD END - 1/2-20 LEFT THREAD	1	
11	180012429	TURN BUCKLE - CLUTCH, 5/8in HEX	1	
12	180023312	WELDMENT - PIVOT BOX LHC	1	
13	180023317	HANDLE - WELDED CLUTCH-WELDMENT	1	
14	180023319	PIVOT - LHC CLUTCH HANDLE WDMT	1	
15	180023320	ROD - LONG U-JOINT LINKAGE	1	
16	180023321	PIVOT ROD - LHC CLUTCH WDMT	1	
17	180023375	YOKE - LHC CLUTCH, CLOCKED HANDLE WELDMENT	1	
18	235744001	BOLT-1/2-13X2 3/4 GR8	1	
19	240334001	SCREW-HCS-.50-13X1.75-GR8	1	
20	4017001	FITTING-3400 X 2 WTHR-HD	1	
21	423001	NUT-1/2 NC SLTL UTB	1	
22	506030016	SCREW-HCS,M5-.80X16,8.8,D933,FT	2	
23	507085005	NUT GB/T 6177.1 M5-GR8	2	
24	507085010	NUT-HEXFLNG LOCK, M10-1.50,10.9,D6927	3	
25	507612025	SCREW-HFS,M10-1.50X25,10.9,ANSI,B18.2.3.9M,FT	5	
26	507612045	SCREW-HFS,M10-1.50X45,10.9,ANSI,B18.2.3.9M,PT	2	
27	507612080	SCREW-HFS,M10-1.50X80,10.9,ANSI,B18.2.3.9M,PT	1	
28	587001	ZERK 1/8" F ST GREASE	2	
29	59245007	HOSE - 1/8 X 30 1/8 NPT M AND M 100R7	1	
30	59245013	HOSE-1/8X14 1/8NPT M&M 100R7	1	
31	598001	FITTING - 1/4" NF ST GREASE ZERK	1	
32	70859001	HKEY- 3/16X3/16-7/8	4	

Clutch & Handle - LH Controls (SN 19200-28501)

Fig 12-12X02



Clutch & Handle - LH Controls (SN 19200-28501)

Fig 12-12X02

REF NO.	PART NO.	DESCRIPTION	QTY.	REMARKS
1	109276001	HANDLE GRIP-7/8"W/O FINGERGRIP	1	
2	1500009	SET COLLAR - 1in PLATED	1	
3	151808001	CAP - GREASE	3	
4	153445001	BUSHING - WEAR	1	
5	163627974	U-JOINT W/3/4" YOKES	2	
6	163672374	PIVOT BOX - LEFT HAND CONTROLS	1	
7	163672376	HANDLE - CLUTCH WELDMENT	1	
8	163677324	ROD - LONG U-JOINT LINKAGE	1	
9	163677325	PIVOT - LHC CLUTCH HANDLE WDMT	1	
10	180012422	ROD END-1/2-20 RIGHT THREAD	1	
11	180012423	ROD END - 1/2-20 LEFT THREAD	1	
12	180012429	TURN BUCKLE - CLUTCH, 5/8in HEX	1	
13	180012483	PIVOT - LHC CLUTCH ARM WDMT	1	
14	180012486	BRACKET - LHC THROTTLE LINKAGE	1	
15	180012487	PLATE - LHC THROTTLE LINKAGE	1	
16	180012488	THROTTLE RETENTION - LHC WELDMENT	1	
17	180012491	PIVOT ROD - LHC CLUTCH WDMT	1	
18	1809003	NUT-3/8 SM FLGE T.L.	2	
19	235744001	BOLT-1/2-13X2 3/4 GR8 ZNC PLTD	1	
20	240334001	SCREW-HCS-.50-13X1.75-GR8-YZ	1	
21	296256038	SCREW - SHSS - .50X.38-.38-16 THD-CZ	2	
22	3888001	NUT-1/2 N.F. HEX JAM	1	
23	423001	NUT-1/2 NC SLTL UTB	1	
24	507085006	NUT-HEXFLNG LOCK,M6-1.00,10.9,YZ,D6927	2	
25	507085010	NUT-HEXFLNG LOCK, M10-1.50,10.9,YZ,D6927	4	
26	507610040	SCREW HFS M6 1.00 X 40 10.9 YZ D6921 FT	2	
27	507612020	SCREW-HFS,M10-1.50X20,10.9,YZ,ANSI,B18.2.3.9M,FT	2	
28	507612045	SCREW-HFS,M10-1.50X45,10.9,YZ,ANSI,B18.2.3.9M,PT	2	
29	507612080	SCREW-HFS,M10-1.50X80,10.9,YZ,ANSI,B18.2.3.9M,PT	2	
30	526005	SSS 3/8 16 X 3/8	1	
31	598001	FITTING - 1/4" NF ST GREASE ZERK	3	
32	700ID815	DECAL - LH CLUTCH CONTROL	1	
33	70859001	HKEY- 3/16X3/16-7/8	4	

Clutch & Handle - LH Controls (SN 28502-)

Fig 12-12X02R01

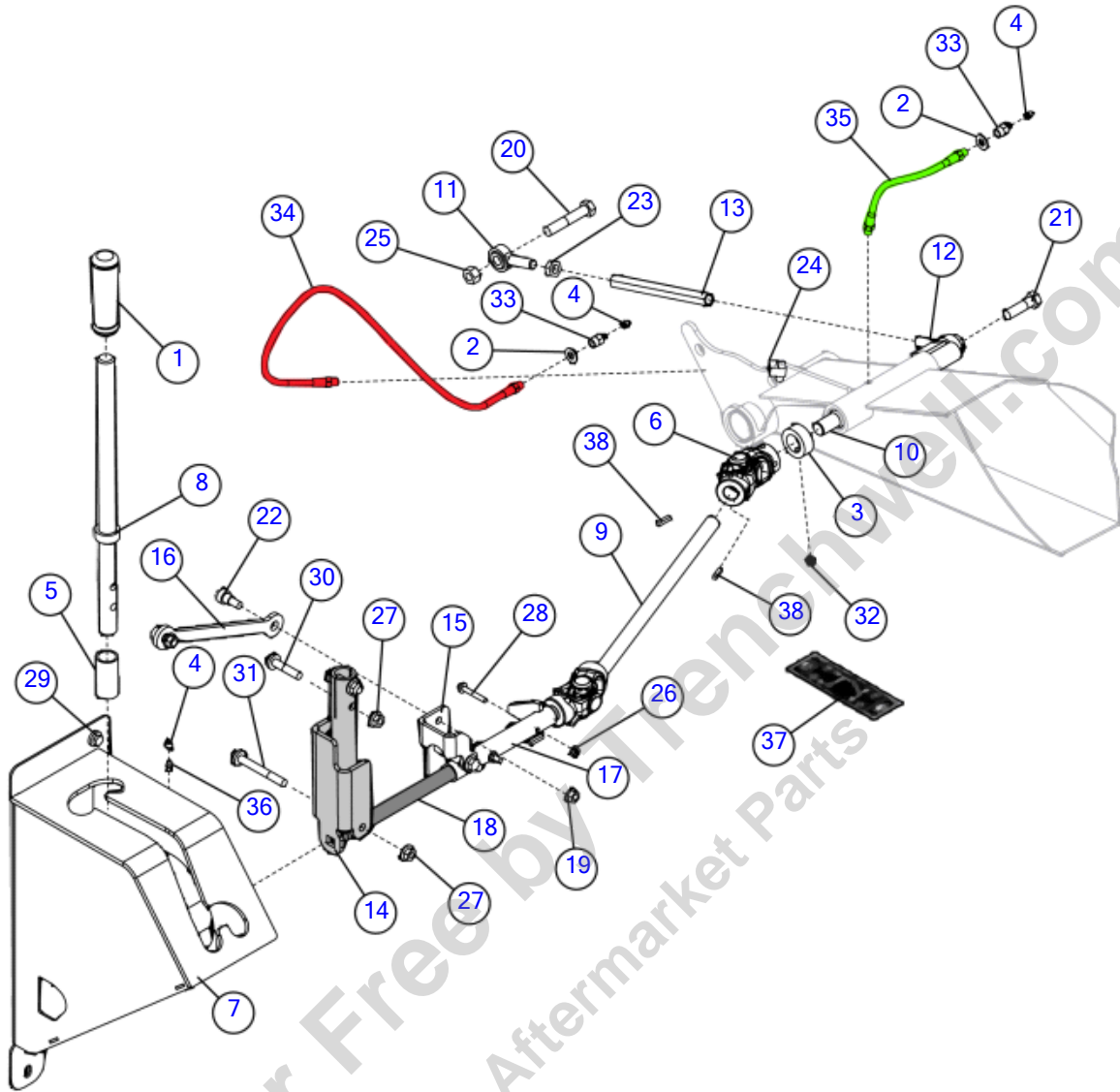


Illustration No: 163672356- Not For Ordering

Clutch & Handle - LH Controls (SN 28502-)

Fig 12-12X02R01

REF NO.	PART NO.	DESCRIPTION	QTY.	REMARKS
1	109276001	HANDLE GRIP-7/8"W/O FINGERGRIP	1	
2	127361001	WASHER-FLATSTRL-.38-.41X.81-.06-CZ-A325	2	
3	1500009	SET COLLAR - 1in PLATED	1	
4	151808001	CAP - GREASE	3	
5	153445001	BUSHING - WEAR	1	
6	163627974	U-JOINT W/3/4" YOKES	2	
7	163672374	PIVOT BOX - LEFT HAND CONTROLS	1	
8	163672376	HANDLE - CLUTCH WELDMENT	1	
9	163677324	ROD - LONG U-JOINT LINKAGE	1	
10	163677325	PIVOT - LHC CLUTCH HANDLE WDMT	1	
11	180012422	ROD END-1/2-20 RIGHT THREAD	1	
12	180012423	ROD END - 1/2-20 LEFT THREAD	1	
13	180012429	TURN BUCKLE - CLUTCH, 5/8in HEX	1	
14	180012483	PIVOT - LHC CLUTCH ARM WDMT	1	
15	180012486	BRACKET - LHC THROTTLE LINKAGE	1	
16	180012487	PLATE - LHC THROTTLE LINKAGE	1	
17	180012488	THROTTLE RETENTION - LHC WELDMENT	1	
18	180012491	PIVOT ROD - LHC CLUTCH WDMT	1	
19	1809003	NUT-SMFLGTL-.38-16-G-CZ	2	
20	235744001	BOLT-1/2-13X2 3/4 GR8	1	
21	240334001	SCREW-HCS-.50-13X1.75-GR8	1	
22	296256038	SCREW - SHSS - .50X.38-.38-16 THD-CZ	2	
23	3888001	NUT-1/2 N.F. HEX JAM	1	
24	4017001	FITTING-3400 X 2 WTHR-HD	1	
25	423001	NUT-1/2 NC SLTL UTB	1	
26	507085006	NUT-HEXFLNG LOCK,M6-1.00,10.9,D6927	2	
27	507085010	NUT-HEXFLNG LOCK, M10-1.50,10.9,D6927	4	
28	507610040	SCREW HFS M6 1.00 X 40 10.9 D6921 FT	2	
29	507612020	SCREW-HFS,M10-1.50X20,10.9,ANSI,B18.2.3.9M,FT	2	
30	507612045	SCREW-HFS,M10-1.50X45,10.9,ANSI,B18.2.3.9M,PT	2	
31	507612080	SCREW-HFS,M10-1.50X80,10.9,ANSI,B18.2.3.9M,PT	2	
32	526005	SSS 3/8 16 X 3/8	1	
33	587001	ZERK 1/8" F ST GREASE	2	
34	59245007	HOSE - 1/8 X 30 1/8 NPT M AND M 100R7	1	
35	59245013	HOSE-1/8X14 1/8NPT M&M 100R7	1	
36	598001	FITTING - 1/4" NF ST GREASE ZERK	1	
37	700ID815	DECAL - LH CLUTCH CONTROL	1	
38	70859001	HKEY- 3/16X3/16-7/8	4	

Belt Guard - Gas, Cat, & Cummins

Fig 12-13

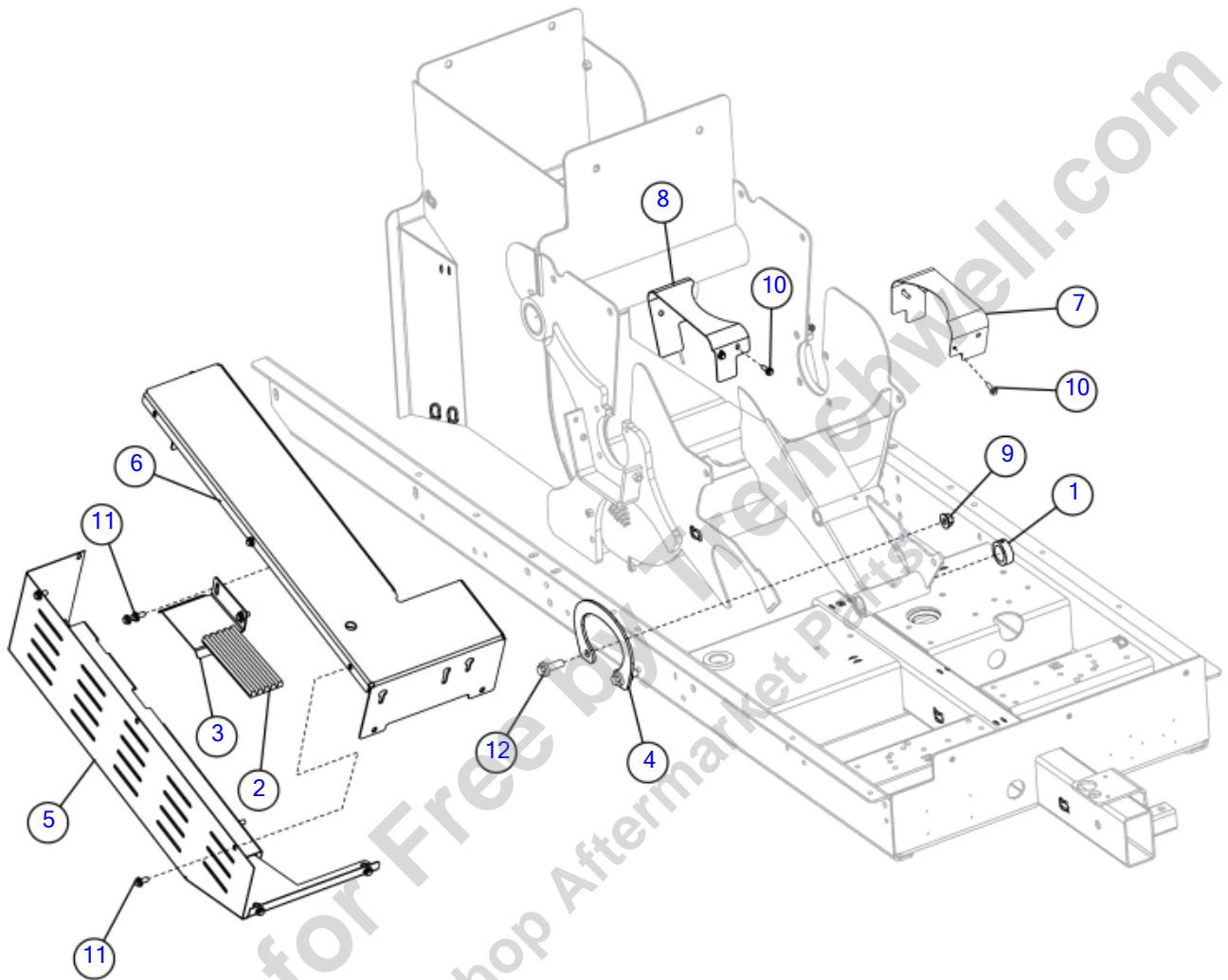


Illustration No. 163677674- Not For Ordering

Belt Guard - Gas, Cat, & Cummins

Fig 12-13

REF NO.	PART NO.	DESCRIPTION	QTY.	REMARKS
1	1500013	SET COLLAR-1 1/2" (PLATED)	1	
2	153263001	BELT - V BAND	1	
3	163672040	BRACKET - LOWER BELT SUPPORT	1	
4	163677153	RETAINER - UPPER PTO	1	
5	163677672	COVER - BELT GUARD	1	
6	163677673	BASE MOUNT - BELT GUARD	1	
7	163709876	SHIELD - SHAFT AND BEARING LEFT SIDE	1	
8	180012391	SHIELD - SHAFT AND BEARING	1	
9	507085016	NUT-HEXFLNG LOCK, M16-2.00,10.9,D6927	2	
10	507611025	SCREW-HFS,M8-1.25X25,10.9,D6921,FT	6	
11	507612020	SCREW-HFS,M10-1.50X20,10.9,ANSI,B18.2.3.9M,FT	17	
12	507614045	SCREW-HFS,M16-2.00X45,10.9.,ANSI,B18.2.3.9M,FT	2	

Provided for Free by Trenchwell.com
Shop Aftermarket Parts

Belt Guard - Deutz

Fig 12-14

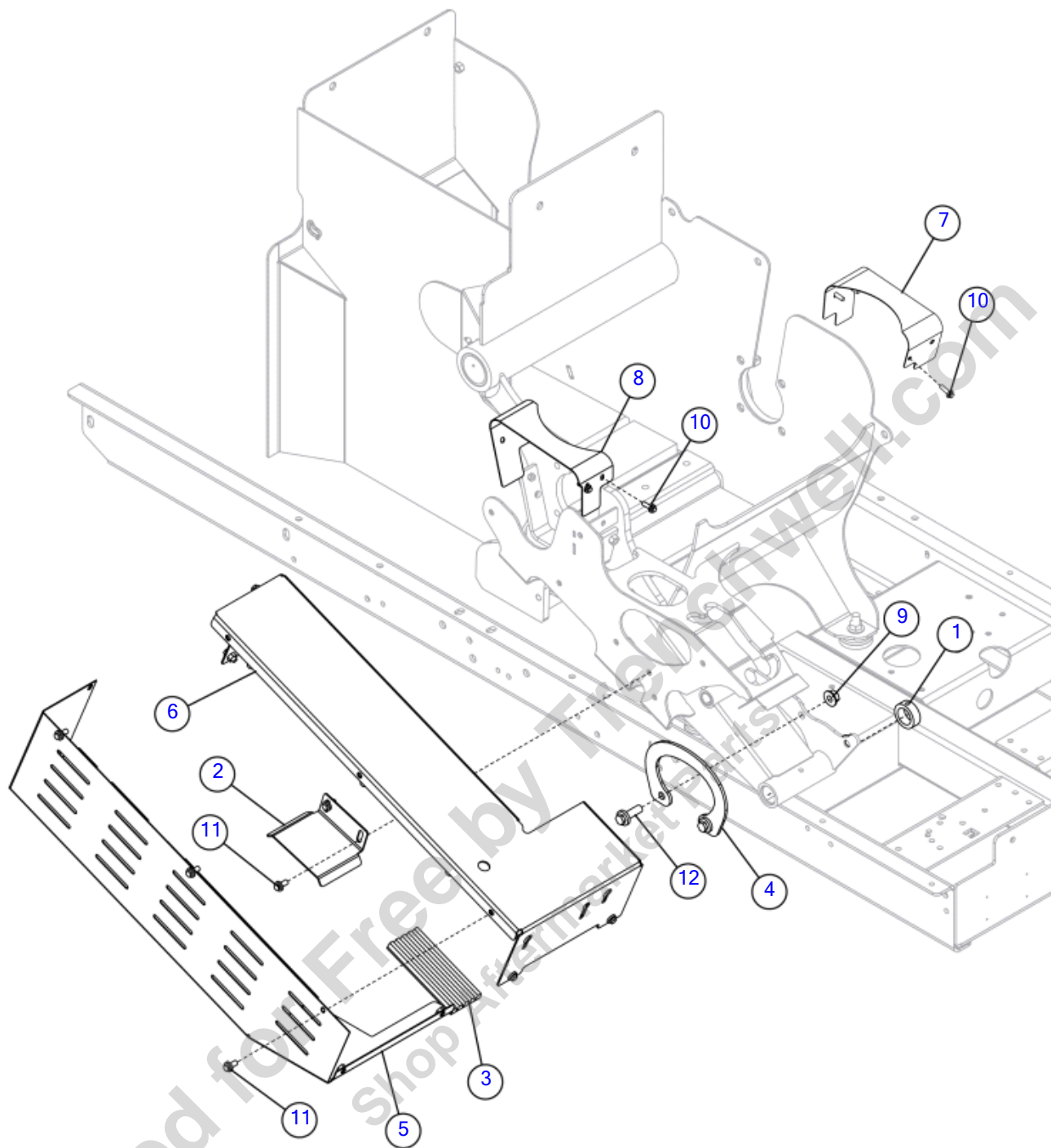


Illustration No: 163674725 - Not For Ordering


Belt Guard - Deutz

Fig 12-14

REF NO.	PART NO.	DESCRIPTION	QTY.	REMARKS
1	1500013	SET COLLAR-1 1/2" (PLATED)	1	
2	163672040	BRACKET - LOWER BELT SUPPORT	1	
3	163674721	BELT - V BAND 77" EL	1	
4	163677153	RETAINER - UPPER PTO	1	
5	163677672	COVER - BELT GUARD	1	
6	163677673	BASE MOUNT - BELT GUARD	1	
7	163709876	SHIELD - SHAFT AND BEARING LEFT SIDE	1	
8	180012391	SHIELD - SHAFT AND BEARING	1	
9	507085016	NUT-HEXFLNG LOCK, M16-2.00,10.9,D6927	2	
10	507611025	SCREW-HFS,M8-1.25X25,10.9,D6921,FT	6	
11	507612020	SCREW-HFS,M10-1.50X20,10.9,ANSI,B18.2.3.9M,FT	17	
12	507614045	SCREW-HFS,M16-2.00X45,10.9.,ANSI,B18.2.3.9M,FT	2	

Provided for Free by Trenchwell.com
Shop Aftermarket Parts

Hydraulics



Provided for Free by Trenchwell.com
Shop Aftermarket Parts

Hydraulics

Hoses - Gas	Fig	13-01
Hose Location Diagram - Cat	Fig	13-02
Hose Location Diagram - Cummins	Fig	13-03
Hose Location Diagram - Deutz	Fig	13-04
Hydraulic Tank - Gas, Cat, & Cummins (SN 19200-21717)	Fig	13-05
Hydraulic Tank - Gas, Cat & Cummins (SN 21718-22103)	Fig	13-05R01
Hydraulic Tank - Gas, Cat, & Cummins (SN 22104-27195)	Fig	13-05R02
Hydraulic Tank - Gas, Cat, & Cummins (SN 27196-)	Fig	13-05R03
Breakdown- Hydraulic Tank	Fig	13-05T01
Hydraulic Tank - Deutz	Fig	13-06
Breakdown - Manifold	Fig	13-06T01
Breakdown- Hydraulic Tank	Fig	13-06T02
Hydraulic Pump - Gas	Fig	13-07
Hydraulic Pump - Cat	Fig	13-08
Breakdown- Pump	Fig	13-08T01
Hydraulic Pump - Cummins	Fig	13-09
Breakdown- Pump Cummins	Fig	13-09T01
Hydraulic Pump - Deutz	Fig	13-10

Provided for Free by Trenchwell.com
 Shop Aftermarket Parts

Hoses - Gas

Fig 13-01

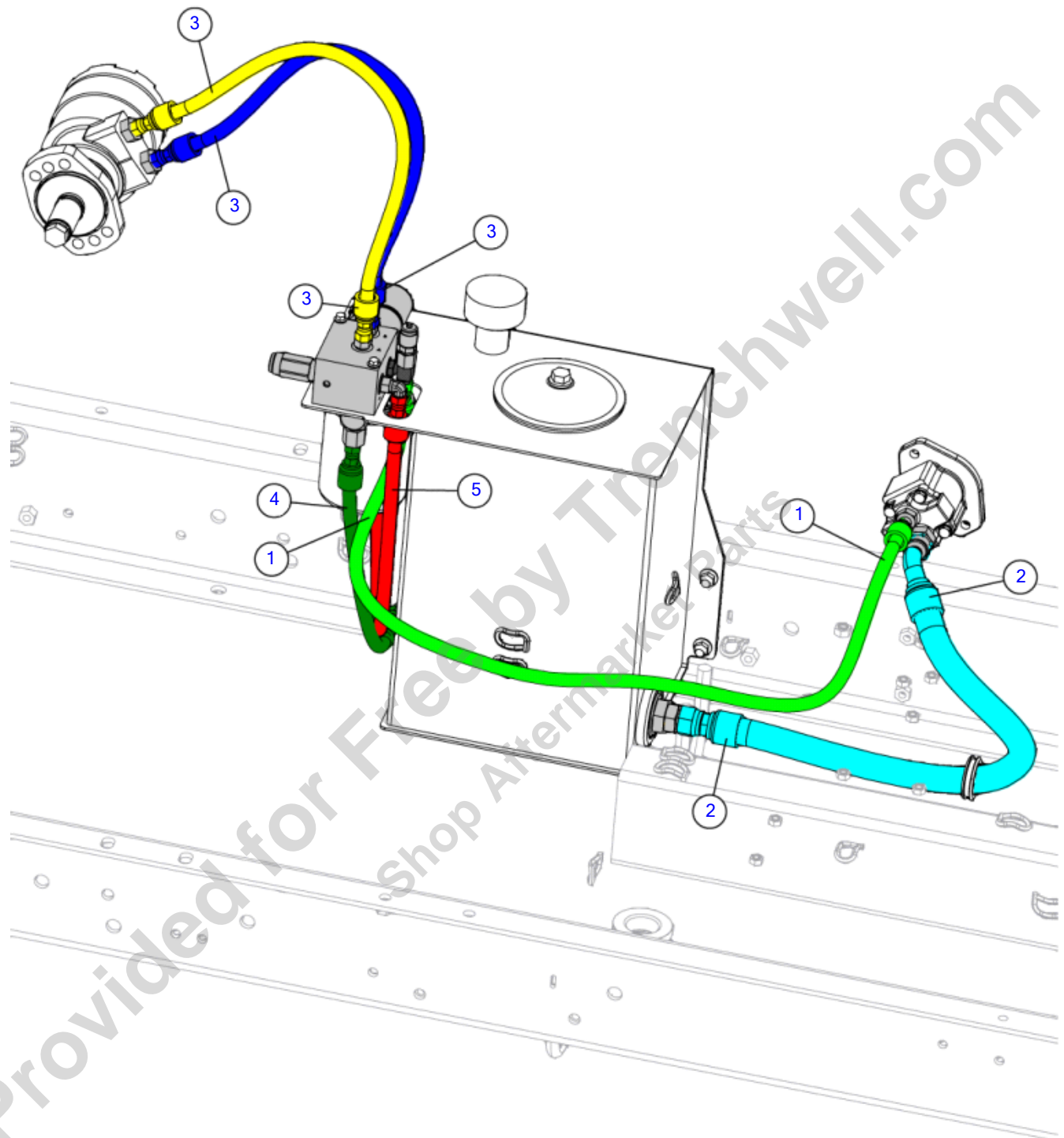


Illustration No. 163697298 - Not For Ordering

Hoses - Gas

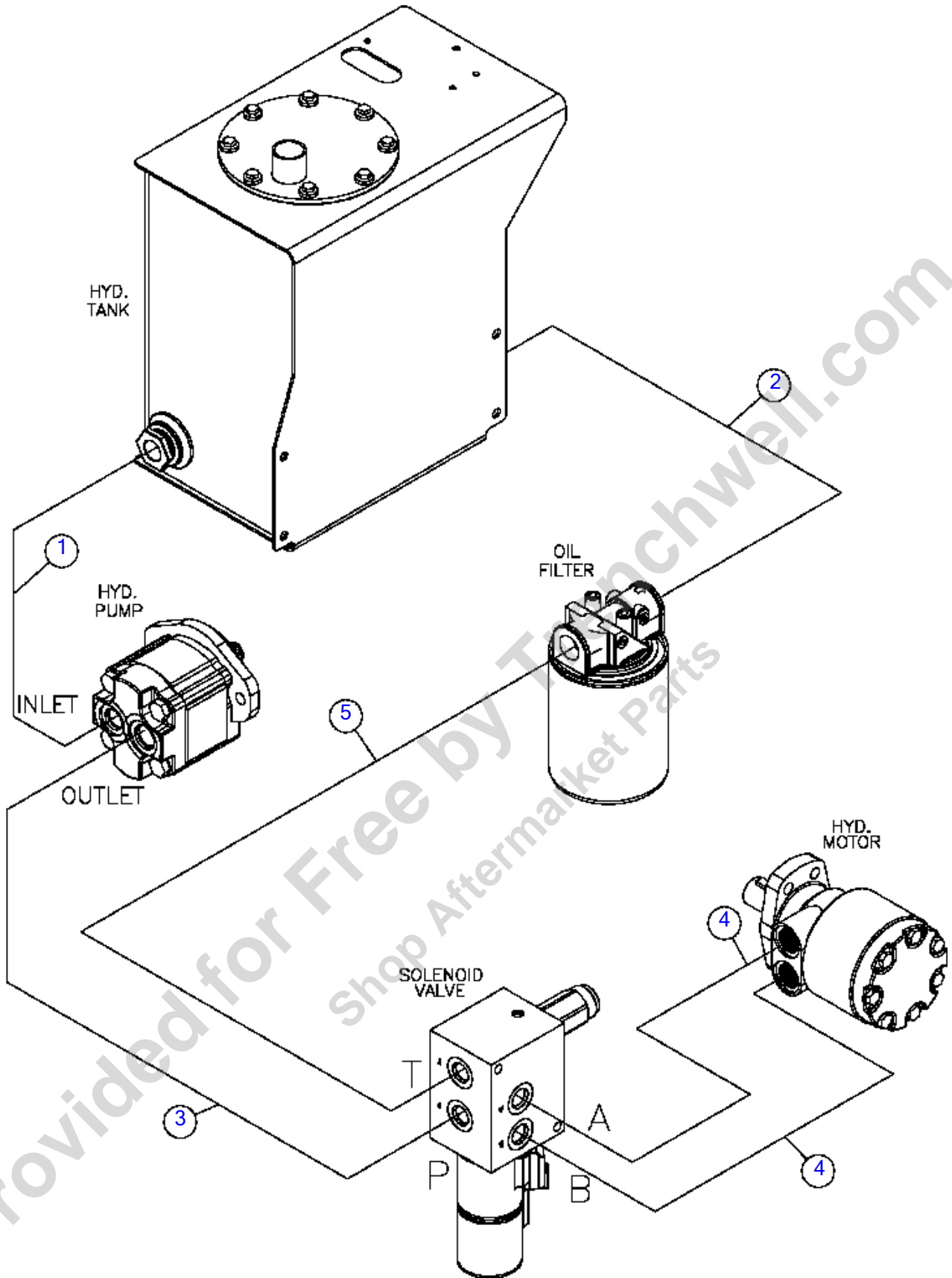
Fig 13-01

REF NO.	PART NO.	DESCRIPTION	QTY.	REMARKS
1	163761436	HOSE-HYD-.38 X 48-6FSJ-ST/ST-3100 PSI	1	
2	53845605	HOSE-3/4X30 12FS ST/45 300 PSI	1	
3	57940491	HOSE-3/8X29 6FS JIC ST 3000PSI	2	
4	57940617	HOSE-HYD-.38X15-6FSJ-ST/ST-3000PSI-100R1	1	
5	57940739	HOSE-3/8X27 6FS JIC 3000 PSI	1	

Provided for Free by Trenchwell.com
Shop Aftermarket Parts

Hose Location Diagram - Cat

Fig 13-02



Hose Location Diagram - Cat

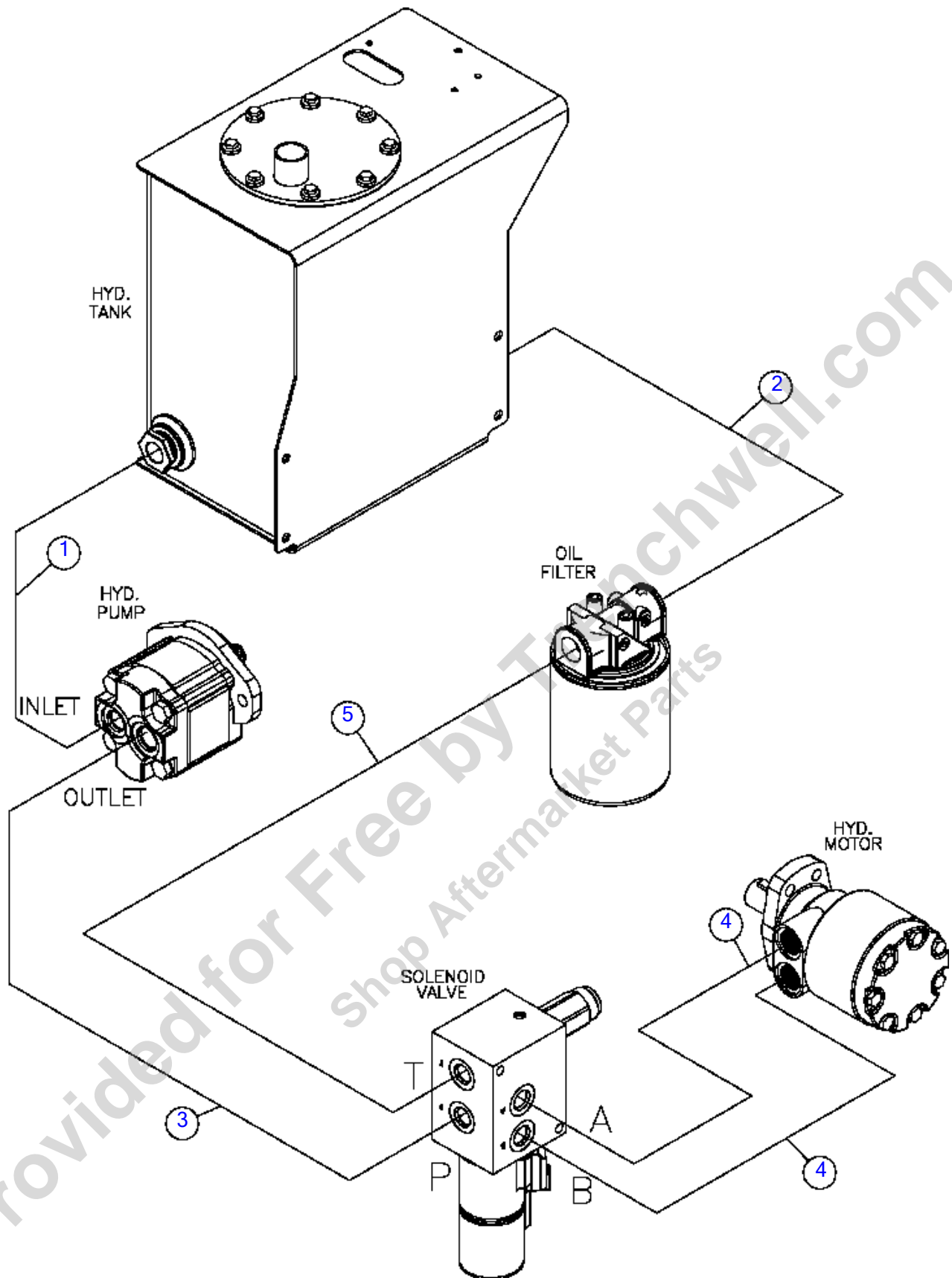
Fig 13-02

REF NO.	PART NO.	DESCRIPTION	QTY.	REMARKS
1	180017354	HOSE-HYD-.75X40-12FSJ-ST/90-300 PSI	1	
2	57940617	HOSE-HYD-.38X15-6FSJ-ST/ST-3000PSI-100R1	1	
3	57940319	HOSE-3/8X67 6FS JIC ST 3000	1	
4	57940491	HOSE-3/8X29 6FS JIC ST 3000PSI	2	
5	57940739	HOSE-3/8X27 6FS JIC 3000 PSI	1	

Provided for Free by Trenchwell.com
Shop Aftermarket Parts

Hose Location Diagram - Cummins

Fig 13-03



Hose Location Diagram - Cummins

Fig 13-03

REF NO.	PART NO.	DESCRIPTION	QTY.	REMARKS
1	53845045	HOSE-3/4X35 12FS JIC (100R4)	1	
2	57940617	HOSE-HYD-.38X15-6FSJ-ST/ST-3000PSI-100R1	1	
3	57940319	HOSE-3/8X67 6FS JIC ST 3000	1	
4	57940491	HOSE-3/8X29 6FS JIC ST 3000PSI	2	
5	57940739	HOSE-3/8X27 6FS JIC 3000 PSI	1	

Provided for Free by Trenchwell.com
Shop Aftermarket Parts

Hose Location Diagram - Deutz

Fig 13-04

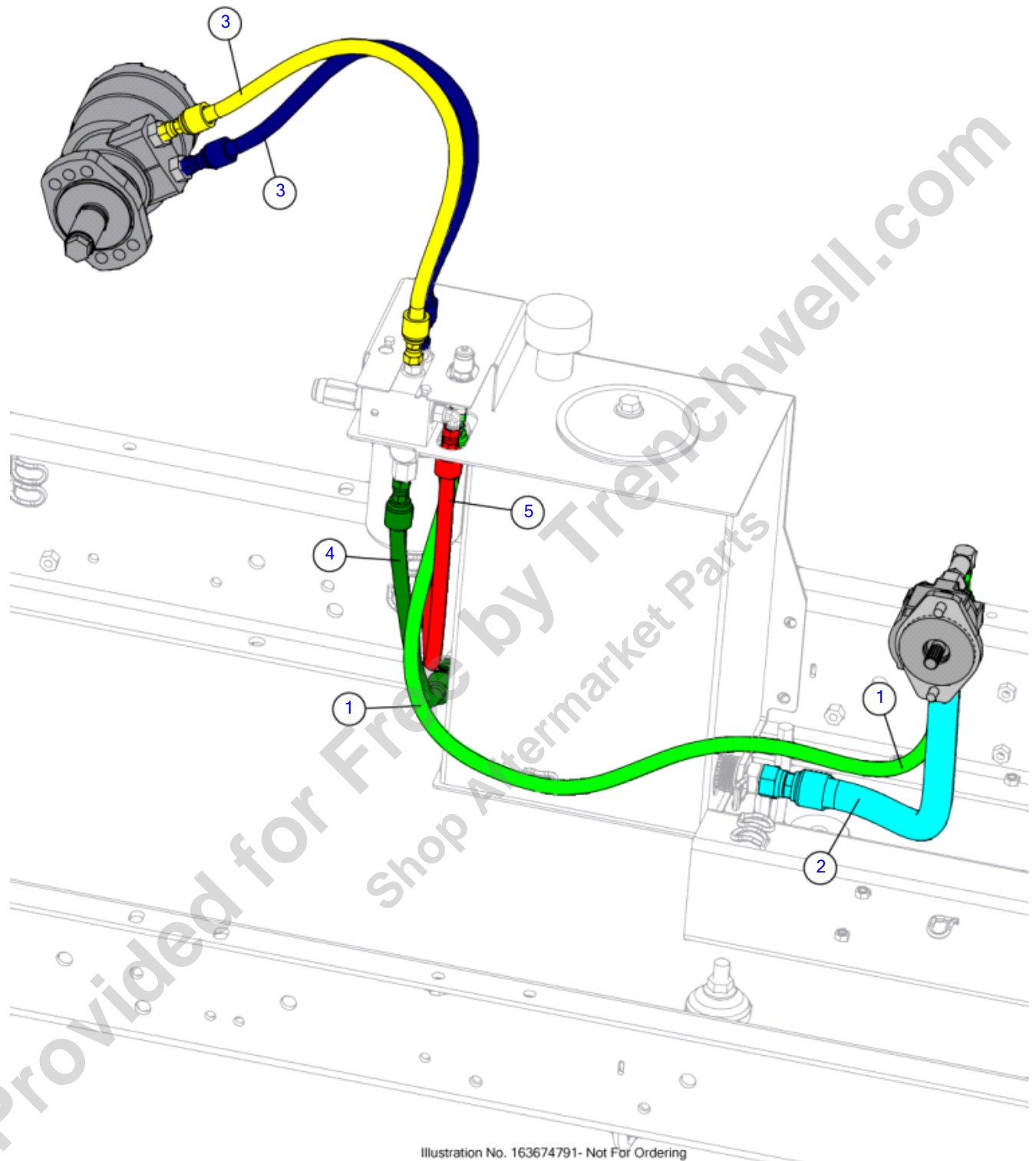


Illustration No. 163674791- Not For Ordering

Hose Location Diagram - Deutz

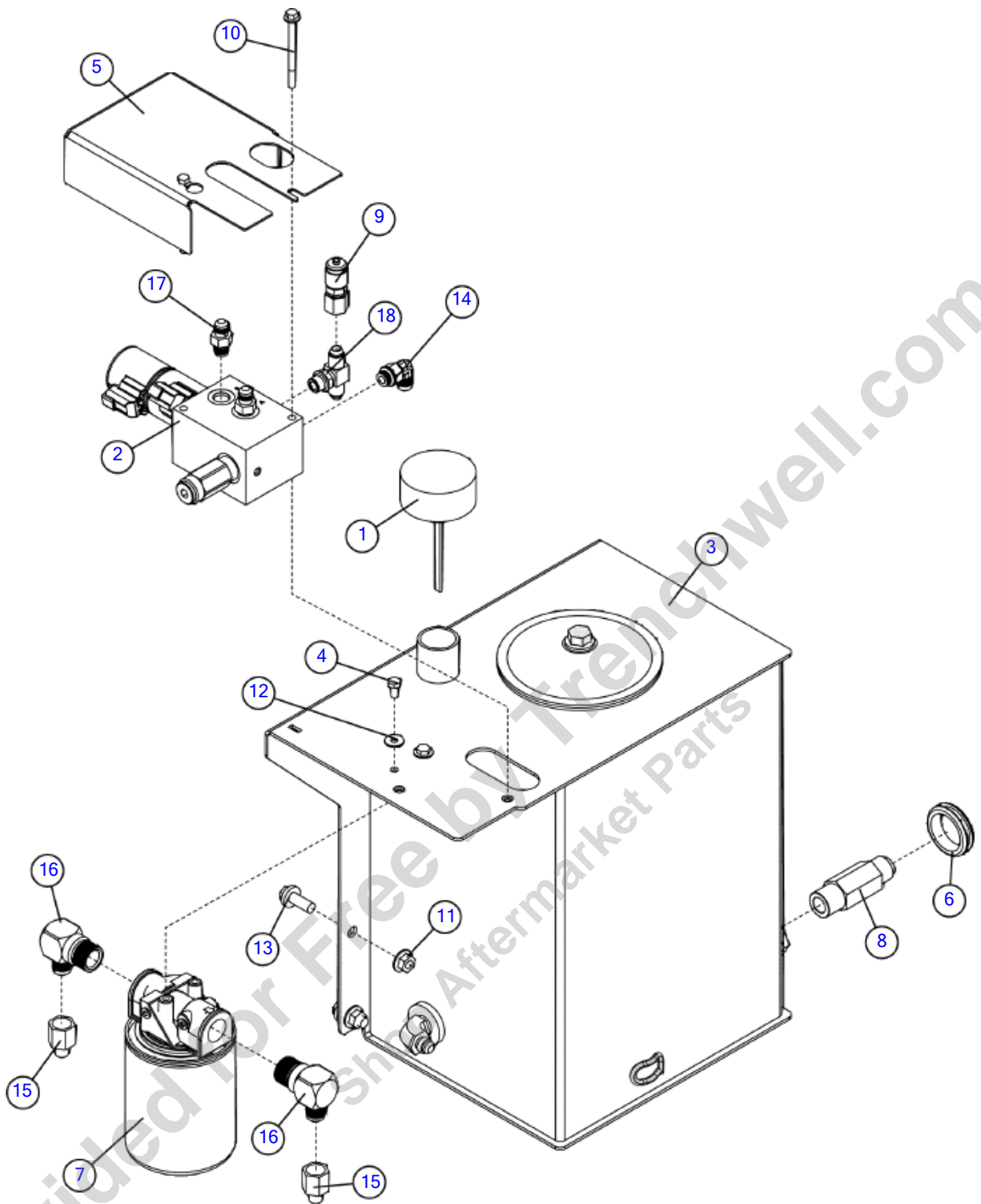
Fig 13-04

REF NO.	PART NO.	DESCRIPTION	QTY.	REMARKS
1	163761436	HOSE-HYD-.38 X 48-6FSJ-ST/ST-3100 PSI	1	
2	53845605	HOSE-3/4X30 12FS ST/45 300 PSI	1	
3	57940491	HOSE-3/8X29 6FS JIC ST 3000PSI	2	
4	57940617	HOSE-HYD-.38X15-6FSJ-ST/ST-3000PSI-100R1	1	
5	57940739	HOSE-3/8X27 6FS JIC 3000 PSI	1	

Provided for Free by Trenchwell.com
Shop Aftermarket Parts

Hydraulic Tank - Gas, Cat, & Cummins (SN 19200-21717)

Fig 13-05



IllustrationFor No: 163672059 - Not For Ordering

Hydraulic Tank - Gas, Cat, & Cummins (SN 19200-21717)

Fig 13-05

REF NO.	PART NO.	DESCRIPTION	QTY.	REMARKS
1	157602001	CAP OIL BREATHER 2.15 - 2.75	1	
2	163672067	MANIFOLD HYD DIRECTIONAL AND PRESSURE RELIEF	1	Breakdown Fig. 13-6T01
3	163677842	HYDRAULIC TANK ASSY	1	Breakdown Fig. 13-6T02
4	180007649	1/4-20X1/2 HHCS GR5 PLATED (PFCN)	2	
5	180023334	BC1000XL VALVE COVER	1	
6	1865055	GROMMET-1 1/2 IDX1 3/4 OD 1/4G	1	
7	2685001	OIL FILTER	1	
	2683001	ELEMENT	1	
8	275501001	FITTING-12 MJIC X 3/4 NPT LON	1	
9	296280278	FITTING - TEST - 6FSJ - 16MTP WITH ORING	1	
10	296300761	SCREW-HFS-.25-20X3.00-GR8-YZ	2	
11	507085010	NUT-HEXFLNG LOCK, M10-1.50,10.9,YZ,D6927	2	
12	507086006	WASHER-FLAT,M6, LARGE RIM, DIN9021	2	
13	507612025	SCREW-HFS,M10-1.50X25,10.9,YZ,ANSI,B18.2.3.9M,FT	4	
14	59426001	FITTING-90-6MJ-6MORB	1	
15	61500001	REDUCER-8F JICX6M JIC ST	2	
16	62633001	FITTING-3/4MX8 JIC M(90)	2	
17	65565001	FITTING - 6M O-RING X 6M JIC ST.	2	
18	68787001	FITTING-6M (BCH)X6M JICX6M JIC	1	

Hydraulic Tank - Gas, Cat & Cummins (SN 21718-22103)

Fig 13-05R01

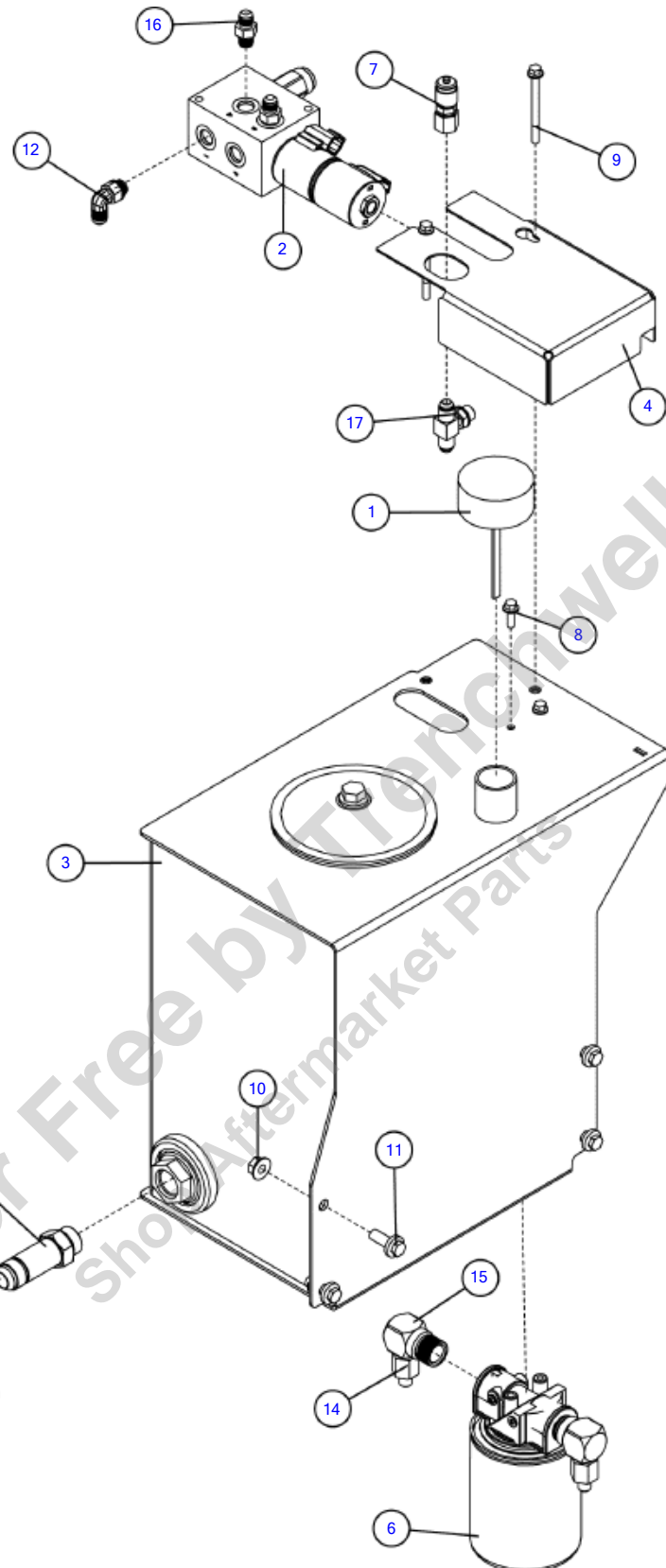


Illustration No.163714152- Not For Ordering

Hydraulic Tank - Gas, Cat & Cummins (SN 21718-22103)

Fig 13-05R01

REF NO.	PART NO.	DESCRIPTION	QTY.	REMARKS
1	157602001	CAP OIL BREATHER 2.15 - 2.75	1	
2	163672067	MANIFOLD HYD DIRECTIONAL AND PRESSURE RELIEF	1	Breakdown Fig. 13-6T01
3	163714156	ASSEMBLY - SEALED HYDRAULIC TANK	1	Breakdown Fig. 13-5T01
3	(163714153)	ASSEMBLY - HYDRAULIC TANK	1	Breakdown Fig. 13-5T01
4	180023334	BC1000XL VALVE COVER	1	
5	1865055	GROMMET-1 1/2 IDX1 3/4 OD 1/4G	1	
6	2685001	OIL FILTER	1	
	2683001	ELEMENT	1	
7	296280278	FITTING - TEST - 6FSJ - 16MTP WITH ORING	1	
8	296300753	SCREW-HFS-.25-20X.75-GR8-YZ	2	
9	296300761	SCREW-HFS-.25-20X3.00-GR8-YZ	2	
10	507085010	NUT-HEXFLNG LOCK, M10-1.50,10.9,YZ,D6927	4	
11	507612025	SCREW-HFS,M10-1.50X25,10.9,YZ,ANSI,B18.2.3.9M,FT	4	
12	59426001	FITTING-90-6MJ-6MORB	1	
13	59434001	ADAPTER-12M JICX12M LONG ST THRD	1	
14	61500001	REDUCER-8F JICX6M JIC ST	2	
15	62633001	FITTING-3/4MX8 JIC M(90)	2	
16	65565001	FITTING - 6M O-RING X 6M JIC ST.	2	
17	68787001	FITTING-6M (BCH)X6M JICX6M JIC	1	

Hydraulic Tank - Gas, Cat, & Cummins (SN 22104-27195)

Fig 13-05R02

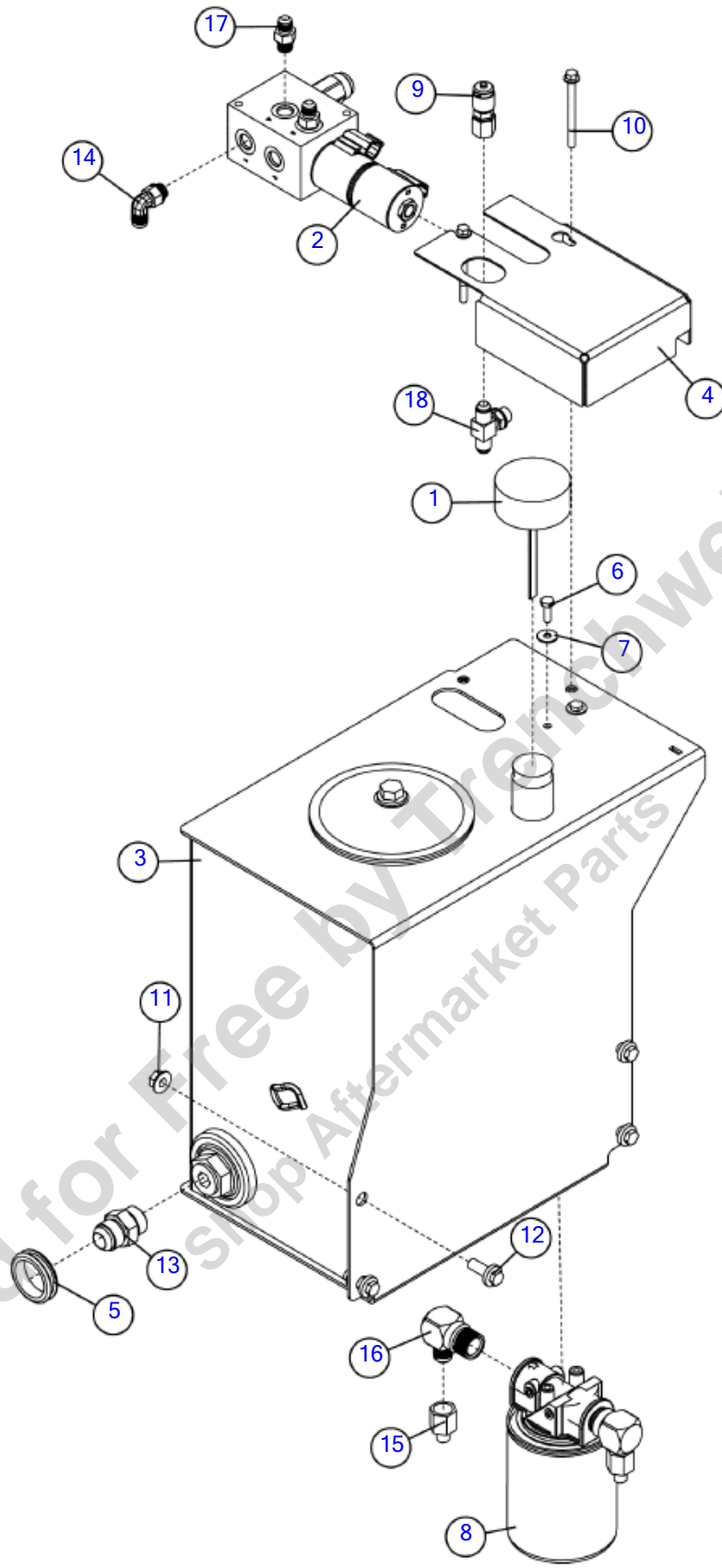


Illustration No. 163714152- Not For Ordering

Hydraulic Tank - Gas, Cat, & Cummins (SN 22104-27195)

Fig 13-05R02

REF NO.	PART NO.	DESCRIPTION	QTY.	REMARKS
1	157602001	CAP OIL BREATHER 2.15 - 2.75	1	
2	163672067	MANIFOLD HYD DIRECTIONAL AND PRESSURE RELIEF	1	Breakdown Fig. 13-6T01
3	163714156	ASSEMBLY - SEALED HYDRAULIC TANK	1	Breakdown Fig. 13-5T01
3	(163714153)	ASSEMBLY - HYDRAULIC TANK	1	Breakdown Fig. 13-5T01
4	180023334	BC1000XL VALVE COVER	1	
5	1865055	GROMMET-1 1/2 IDX1 3/4 OD 1/4G	1	
6	235734001	BOLT-1/4-20X3/4 GR8 ZYC	2	
7	250511001	6 MM HARD WASHER Y/ZINC	2	
8	2685001	OIL FILTER	1	
	2683001	ELEMENT	1	
9	296280278	FITTING - TEST - 6FSJ - 16MTP WITH ORING	1	
10	296300761	SCREW-HFS-.25-20X3.00-GR8-YZ	2	
11	507085010	NUT-HEXFLNG LOCK, M10-1.50,10.9,YZ,D6927	4	
12	507612025	SCREW-HFS,M10-1.50X25,10.9,YZ,ANSI,B18.2.3.9M,FT	4	
13	53828001	FITTING-12M O-RING X 12M JIC ST.	1	
14	59426001	FITTING-90-6MJ-6MORB	1	
15	61500001	REDUCER-8F JICX6M JIC ST	2	
16	62633001	FITTING-3/4MX8 JIC M(90)	2	
17	65565001	FITTING - 6M O-RING X 6M JIC ST.	2	
18	68787001	FITTING-6M (BCH)X6M JICX6M JIC	1	

Hydraulic Tank - Gas, Cat, & Cummins (SN 27196-)

Fig 13-05R03

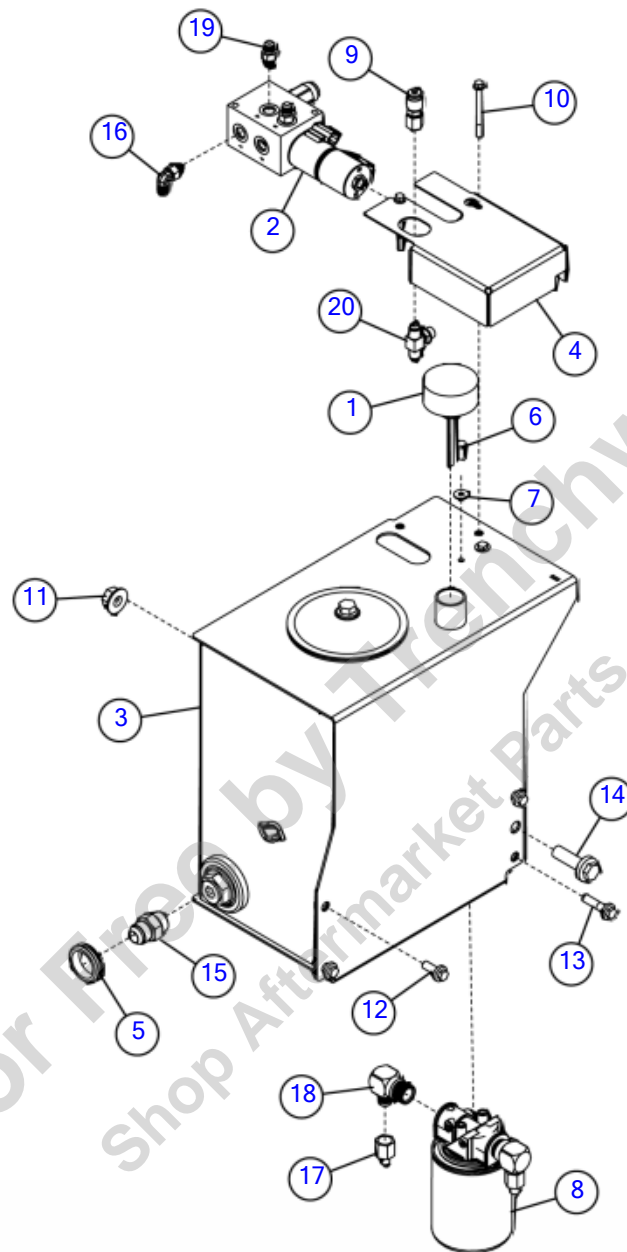


Illustration No. 163714152- Not For Ordering

Hydraulic Tank - Gas, Cat, & Cummins (SN 27196-)

Fig 13-05R03

REF NO.	PART NO.	DESCRIPTION	QTY.	REMARKS
1	157602001	CAP OIL BREATHER 2.15 - 2.75	1	
2	163672067	MANIFOLD HYD DIRECTIONAL AND PRESSURE RELIEF	1	Breakdown Fig. 13-6T01
3	163714156	ASSEMBLY - SEALED HYDRAULIC TANK	1	Breakdown Fig. 13-5T01
3	(163714153)	ASSEMBLY - HYDRAULIC TANK	1	Breakdown Fig. 13-5T01
4	180023334	BC1000XL VALVE COVER	1	
5	1865055	GROMMET-1 1/2 IDX1 3/4 OD 1/4G	1	
6	235734001	BOLT-1/4-20X3/4 GR8	2	
7	250511001	6 MM HARD WASHER	2	
8	2685001	OIL FILTER	1	
9	296280278	FITTING - TEST - 6FSJ - 16MTP WITH ORING	1	
10	296300761	SCREW-HFS-.25-20X3.00-GR8	2	
11	507085016	NUT-HEXFLNG LOCK, M16-2.00,10.9,D6927	1	
12	507612025	SCREW-HFS,M10-1.50X25,10.9,ANSI,B18.2.3.9M,FT	3	
13	507612040	SCREW-HFS,M10-1.50X40,10.9,ANSI,B18.2.3.9M,PT	1	
14	507614050	SCREW-HFS,M16-2.00X50,10.9,ANSI,B18.2.3.9M,FT	1	
15	53828001	FITTING-12M O-RING X 12M JIC ST.	1	
16	59426001	FITTING-90-6MJ-6MORB	1	
17	61500001	REDUCER-8F JICX6M JIC ST	2	
18	62633001	FITTING-3/4MX8 JIC M(90)	2	
19	65565001	FITTING - 6M O-RING X 6M JIC ST.	2	
20	68787001	FITTING-6M (BCH)X6M JICX6M JIC	1	

Breakdown- Hydraulic Tank

Fig 13-05T01

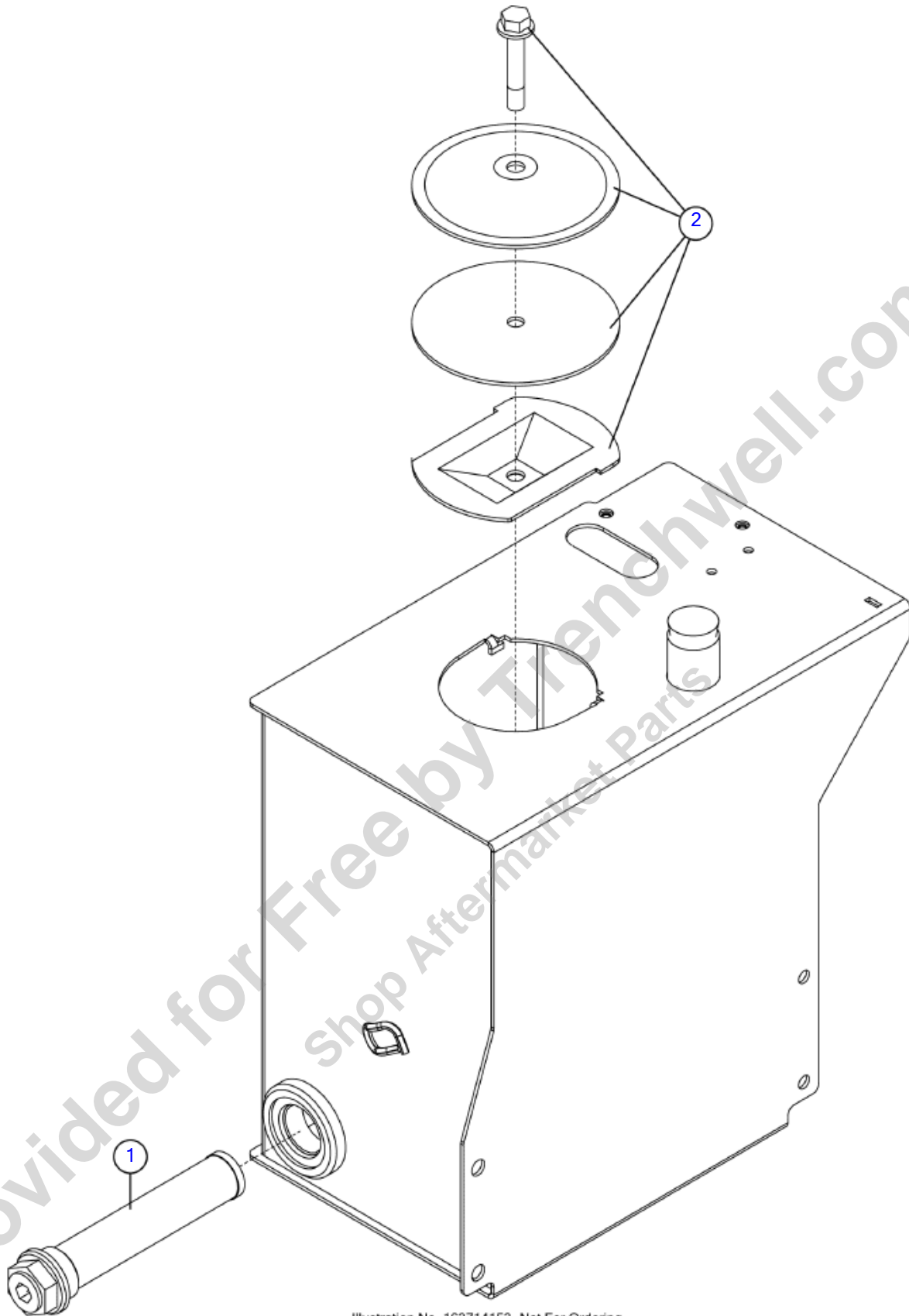


Illustration No. 163714153- Not For Ordering

Breakdown- Hydraulic Tank

Fig 13-05T01

REF NO.	PART NO.	DESCRIPTION	QTY.	REMARKS
1	163644978	STRAINER-SUCTION 10 GALLON	1	
2	296289830	COVER - 6" CLEAN-OUT, (FCC-06-YZ-BN)	1	
	296289830	COVER - 6" CLEAN-OUT, (FCC-06-YZ-BN)	1	
	296332325	BOLT	1	
	296332326	INNER COVER	1	
	296332324	GASKET	1	
	163714156	ASSEMBLY - SEALED HYDRAULIC TANK	A/R	Complete
	(163714153)	ASSEMBLY - HYDRAULIC TANK	A/R	Complete

Provided for Free by Trenchwell.com
Shop Aftermarket Parts

Hydraulic Tank - Deutz

Fig 13-06

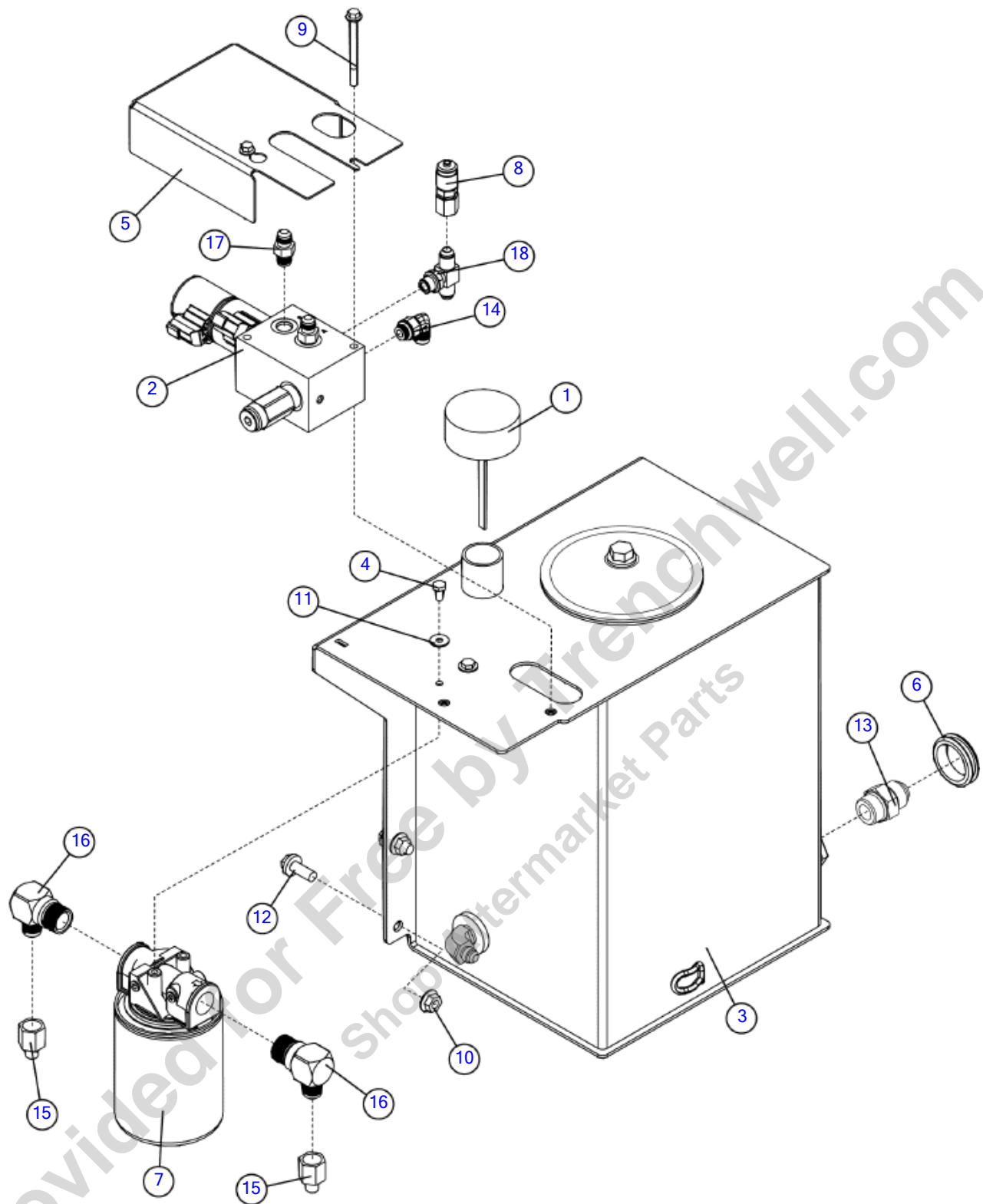


Illustration For No:163674801- Not For Ordering

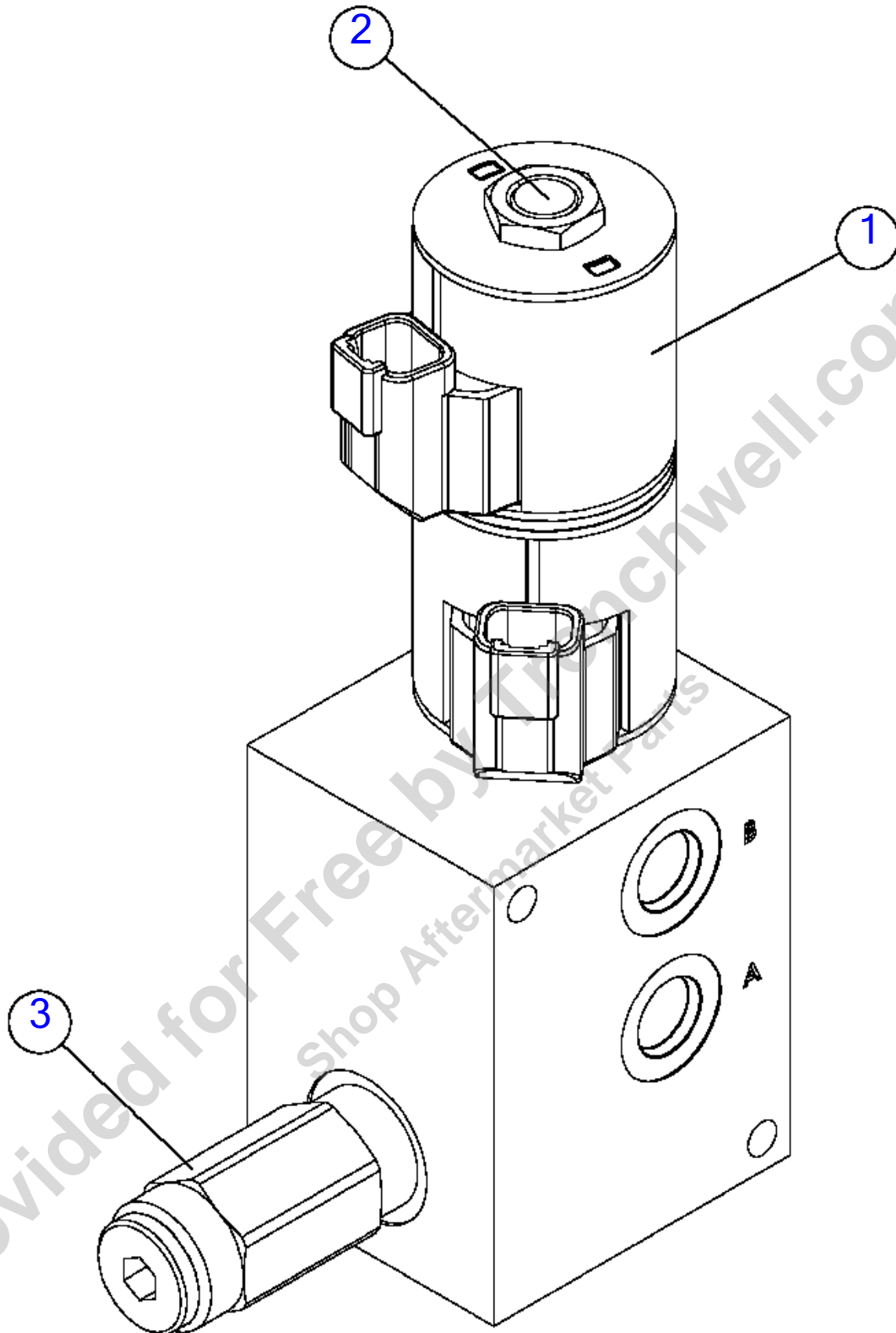
Hydraulic Tank - Deutz

Fig 13-06

REF NO.	PART NO.	DESCRIPTION	QTY.	REMARKS
1	157602001	CAP OIL BREATHER 2.15 - 2.75	1	
2	163672067	MANIFOLD HYD DIRECTIONAL AND PRESSURE RELIEF	1	Breakdown Fig. 13-6T01
3	163677842	HYDRAULIC TANK ASSY	1	Breakdown Fig. 13-6T02
4	180007649	1/4-20X1/2 HHCS GR5 PLATED (PFCN)	2	
5	180023334	BC1000XL VALVE COVER	1	
6	1865055	GROMMET-1 1/2 IDX1 3/4 OD 1/4G	1	
7	2685001	OIL FILTER	1	
	2683001	ELEMENT	1	
8	296280278	FITTING - TEST - 6FSJ - 16MTP WITH ORING	1	
9	296300761	SCREW-HFS-.25-20X3.00-GR8-YZ	2	
10	507085010	NUT-HEXFLNG LOCK, M10-1.50,10.9,YZ,D6927	2	
11	507086006	WASHER-FLAT,M6, LARGE RIM, DIN9021	2	
12	507612025	SCREW-HFS,M10-1.50X25,10.9,YZ,ANSI,B18.2.3.9M,FT	4	
13	53828001	FITTING-12M O-RING X 12M JIC ST.	1	
14	59426001	FITTING-90-6MJ-6MORB	1	
15	61500001	REDUCER-8F JICX6M JIC ST	2	
16	62633001	FITTING-3/4MX8 JIC M(90)	2	
17	65565001	FITTING - 6M O-RING X 6M JIC ST.	2	
18	68787001	FITTING-6M (BCH)X6M JICX6M JIC	1	

Breakdown - Manifold

Fig 13-06T01



Breakdown - Manifold

Fig 13-06T01

REF NO.	PART NO.	DESCRIPTION	QTY.	REMARKS
1	163177001	COIL	2	
	224886007	NUT - COIL	1	
2	180014443	CARTRIDGE	1	
	206271007	REPAIR KIT	1	
3	163178001	RELIEF VALVE	1	
	228128009	SEAL KIT	1	
	163672067	MANIFOLD HYD DIRECTIONAL AND PRESSURE RELIEF	A/R	Includes Refs. 1-3

Provided for Free by Trenchwell.com
Shop Aftermarket Parts

Breakdown- Hydraulic Tank

Fig 13-06T02

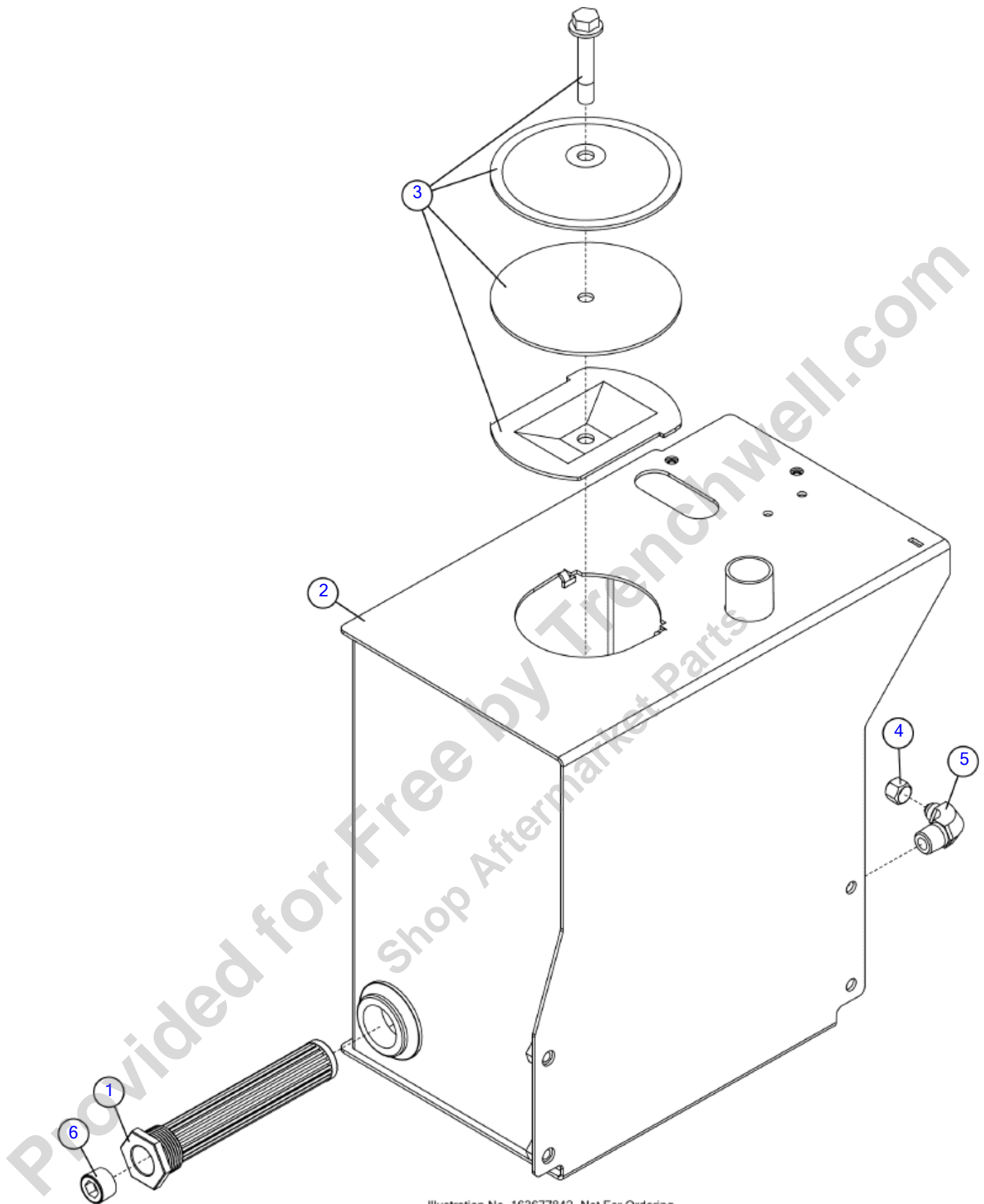


Illustration No. 163677842- Not For Ordering

Breakdown- Hydraulic Tank

Fig 13-06T02

REF NO.	PART NO.	DESCRIPTION	QTY.	REMARKS
1	127815001	STRAINER-S-10-100 10GPM SUMP	1	
2	163677836	HYDRAULIC TANK	1	
3	296289830	COVER - 6" CLEAN-OUT, (FCC-06-YZ-BN)	1	
	296332325	BOLT	1	
	296332326	INNER COVER	1	
	296332324	GASKET	1	
	296332327	OUTER COVER	1	
4	59403001	CAP NUT - 6 JIC	1	
5	60723001	ELBOW-1/2MX6M JIC 90 DEG	1	
6	735001	FITTING- PLUG-12MNPT-SCKT	1	
	163677842	HYDRAULIC TANK ASSY	A/R	Complete

Provided for Free by Trenchwell.com
Shop Aftermarket Parts

Hydraulic Pump - Gas

Fig 13-07

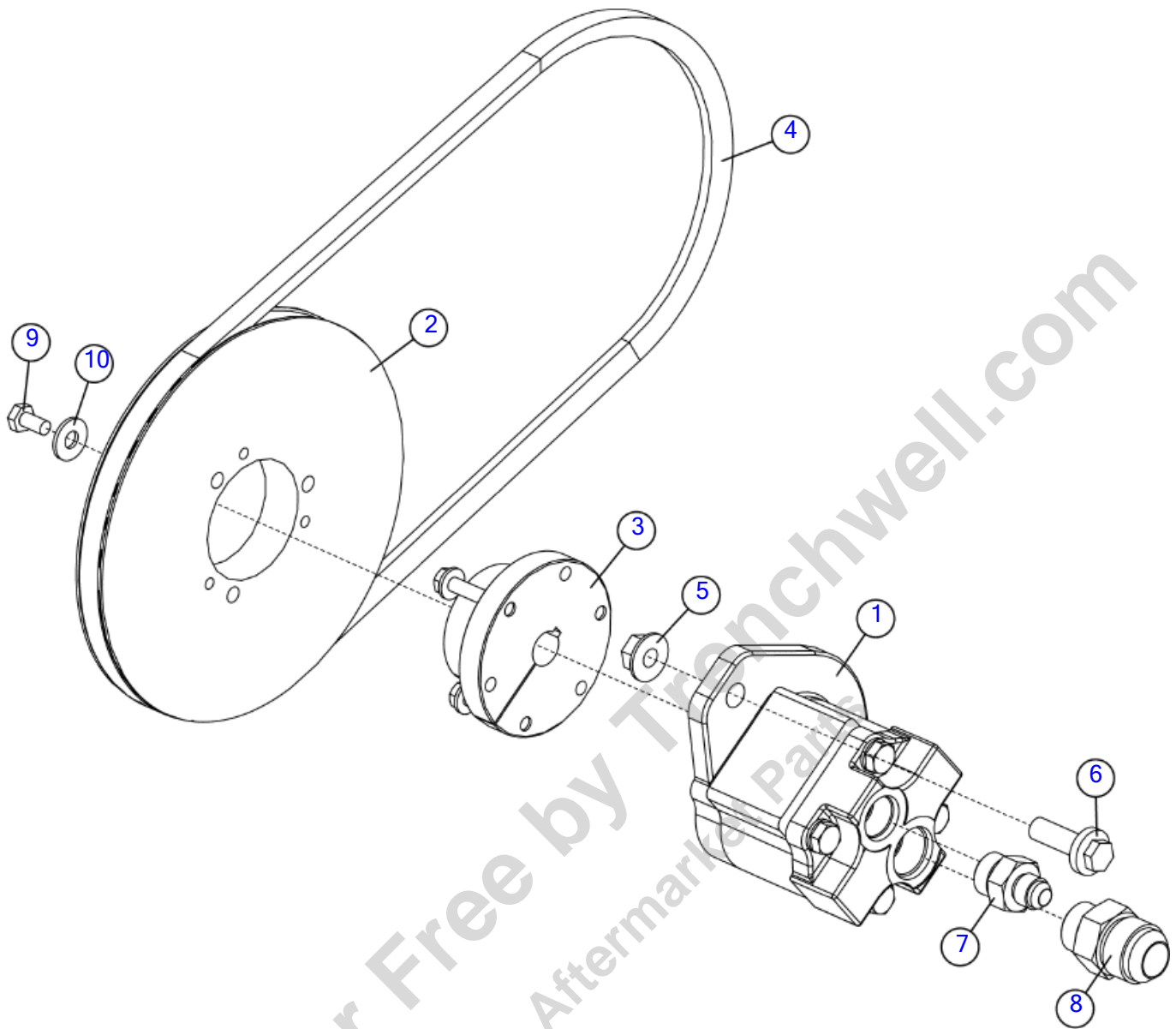


Illustration No. 163697204- Not For Ordering

Hydraulic Pump - Gas

Fig 13-07

REF NO.	PART NO.	DESCRIPTION	QTY.	REMARKS
1	163749780	PUMP-HYD-4CC/REV-38.4MM	1	
	180025720	SEAL KIT	1	
2	163697255	PULLEY - GM QD SHEAVE	1	
3	163749927	BUSHING-HUB-QD 3/4	1	
3	(163697256)	HUB-BUSHING - QD 5/8	1	
4	163706943	BELT - 40.5 INCH SAE .44	1	
5	507085010	NUT-HEXFLNG LOCK, M10-1.50,10.9,YZ,D6927	2	
6	507612030	SCREW-HFS,M10-1.50X30,10.9,YZ,ANSI,B18.2.3.9M,FT	2	
7	60247001	FITTING - 8M O-RING X 6M JIC ST.	1	
8	60910001	ADAPTER-10MX12M JIC ST	1	
9	13395004	BOLT-1/4-28X1/2 HEX HEAD GR 5	1	
10	510337603	WASHER FLATSTD .25 .31 X .75 .07 YZ	1	

Provided for Free by Trenchwell.com
Shop Aftermarket Parts

Hydraulic Pump - Cat

Fig 13-08

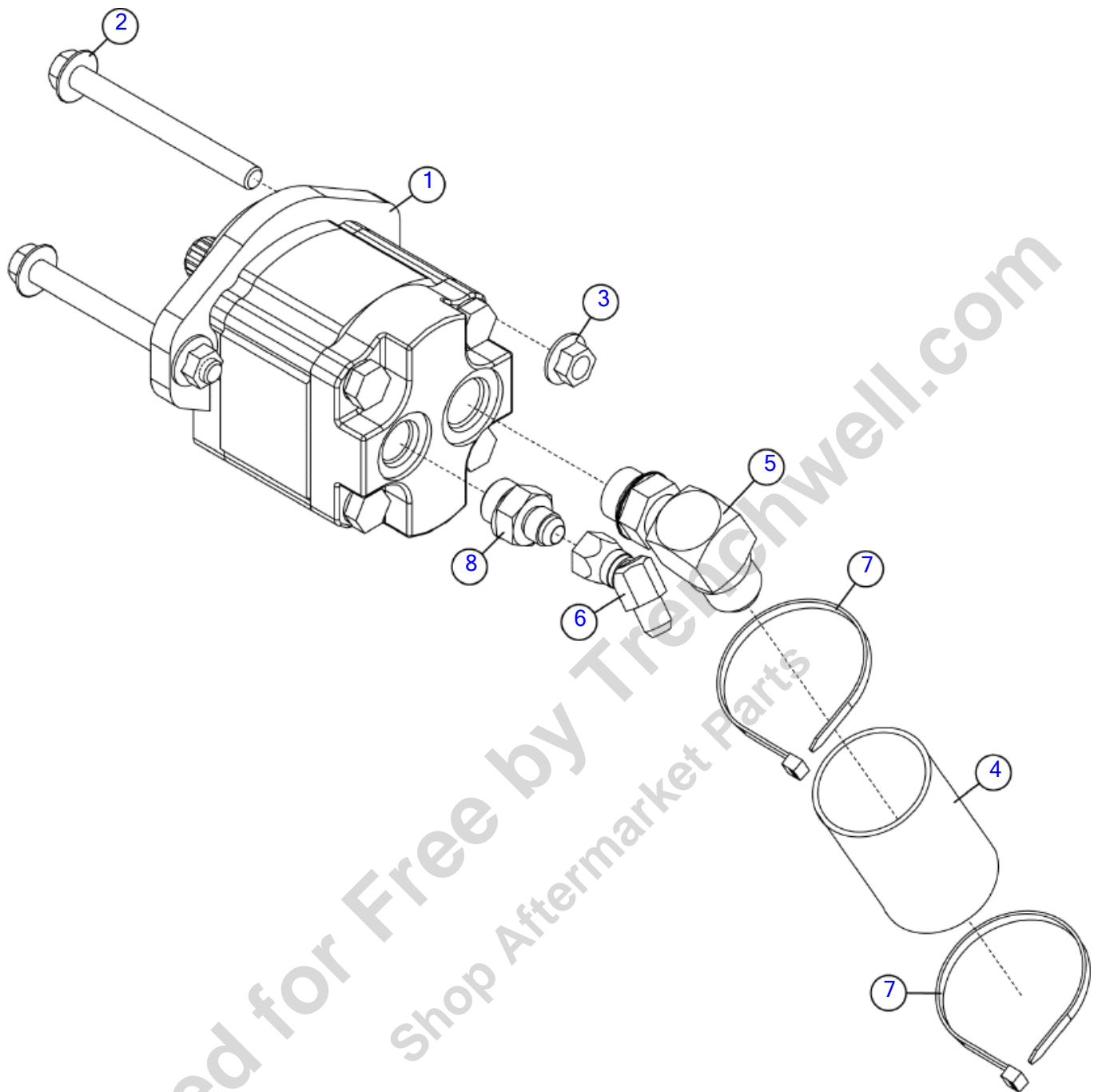


Illustration No: 163672186- Not For Ordering

Hydraulic Pump - Cat

Fig 13-08

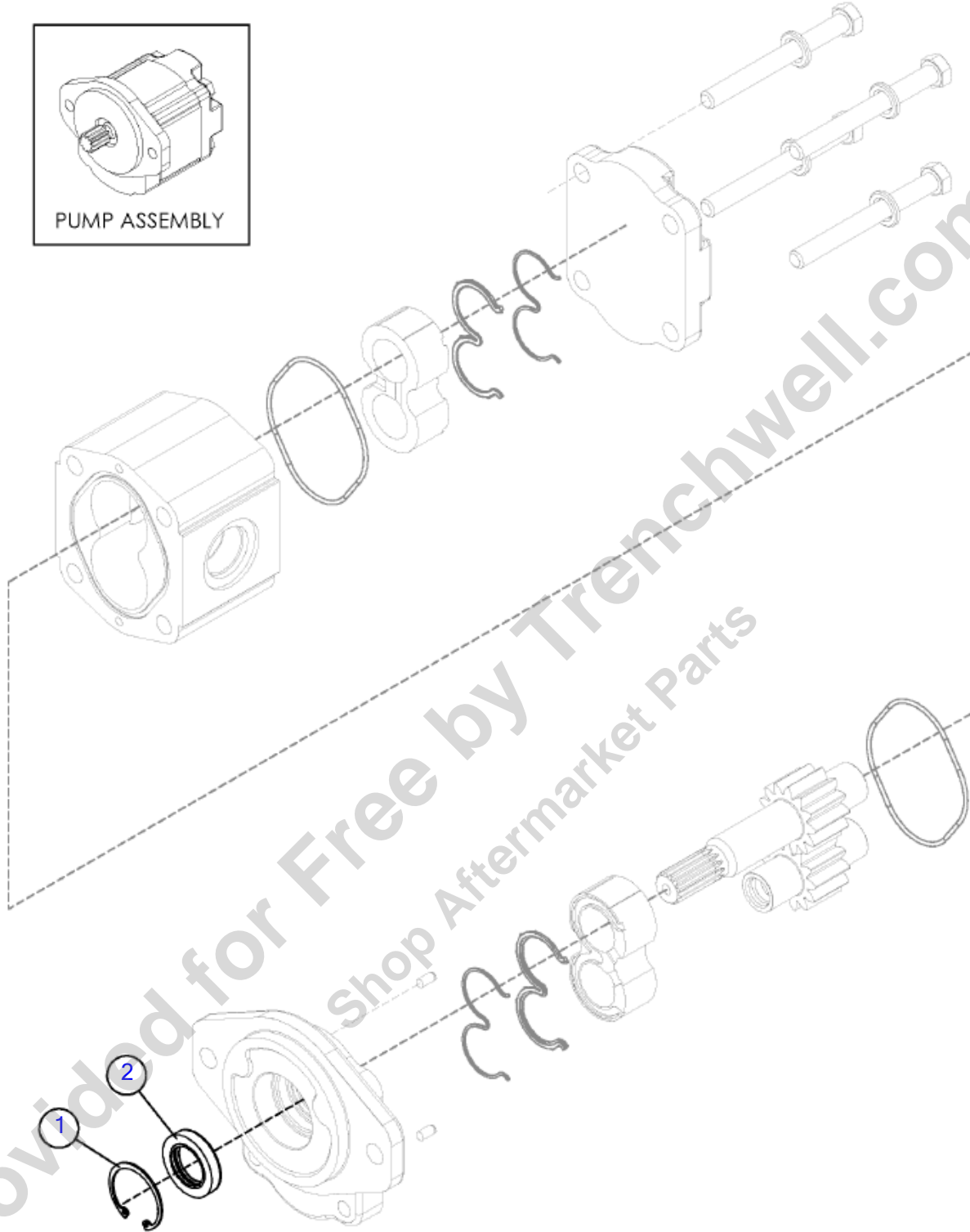

REF NO.	PART NO.	DESCRIPTION	QTY.	REMARKS
1	163672232	PUMP-HYD-GEAR-5CC-SAE A-11T-CW	1	Breakdown Fig. 13-8T01
2	180007668	SCREW-HFS,M10-1.50X100,10.9,YZ (PFCN)	2	
3	507085010	NUT-HEXFLNG LOCK, M10-1.50,10.9,YZ,D6927	2	
4	53840001	CORDURA SLEEVE-.090WALL1.81 ID	A/R	P/N Qty. Of 1 = 1 Foot
5	53871001	FITTING-#10M O-RING X 12M JIC 90	1	
6	59419001	ELBOW-6M JICX6FS JIC 45 DEG.	1	
7	59634001	SINGLE NYTIE - 8"	A/R	
8	60247001	FITTING - 8M O-RING X 6M JIC ST.	1	

Provided for Free by Trenchwell.com
Shop Aftermarket Parts

Breakdown- Pump

Fig 13-08T01

Breakdown limited because: special tools or training required, parts not available, may void warranty, and/or not cost effective.



Provided for Free by Trenchwell.com
Shop Aftermarket Parts

Illustration No. 163672232_BD-Not For Ordering

Breakdown- Pump
Fig 13-08T01

REF NO.	PART NO.	DESCRIPTION	QTY.	REMARKS
1	163755422	SNAP RING	1	
2	163755421	SEAL, OUTPUT SHAFT	1	
	163672232	PUMP-HYD-GEAR-5CC-SAE A-11T-CW	A/R	Includes Refs. 1-2.

Provided for Free by Trenchwell.com
Shop Aftermarket Parts

Hydraulic Pump - Cummins

Fig 13-09

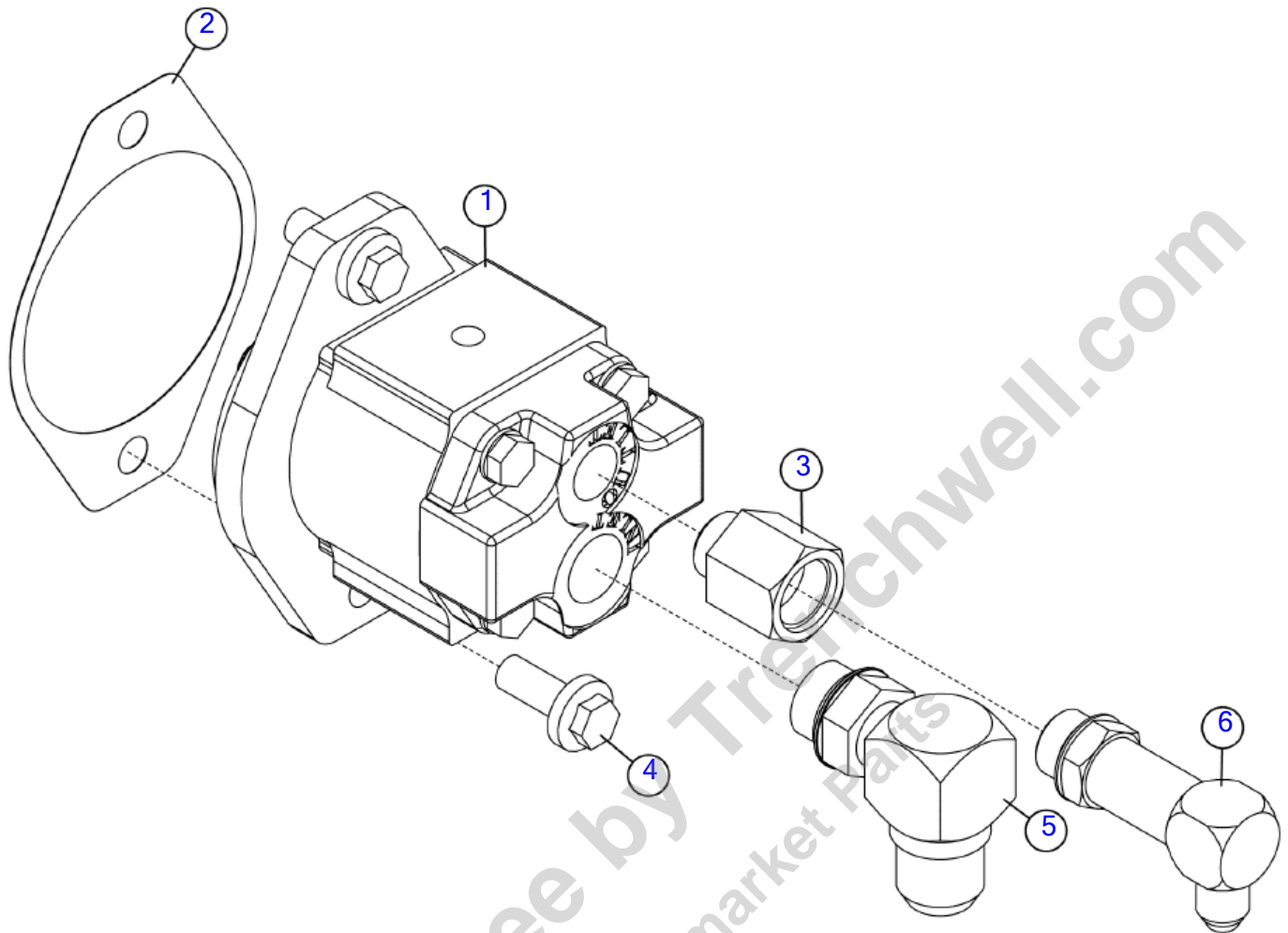


Illustration No: 163672307- Not For Ordering

Hydraulic Pump - Cummins

Fig 13-09

REF NO.	PART NO.	DESCRIPTION	QTY.	REMARKS
1	153031001	PUMP - HYDRAULIC (.244 CI, SAE"A")	1	Includes Ref. #2; Breakdown Fig. 13-9T01
2	155033001	GASKET - FLANGE	1	
3	403538001	FITTING-STR-8MORB-8FORB	1	
4	507612025	SCREW-HFS,M10-1.50X25,10.9,YZ,ANSI,B18.2.3.9M,FT	2	
5	53871001	FITTING-#10M O-RING X 12M JIC 90	1	
6	57954001	FITTING-8M O-RING X 6M JIC 90 DEGS	1	

Provided for Free by Trenchwell.com
Shop Aftermarket Parts

Breakdown- Pump Cummins

Fig 13-09T01

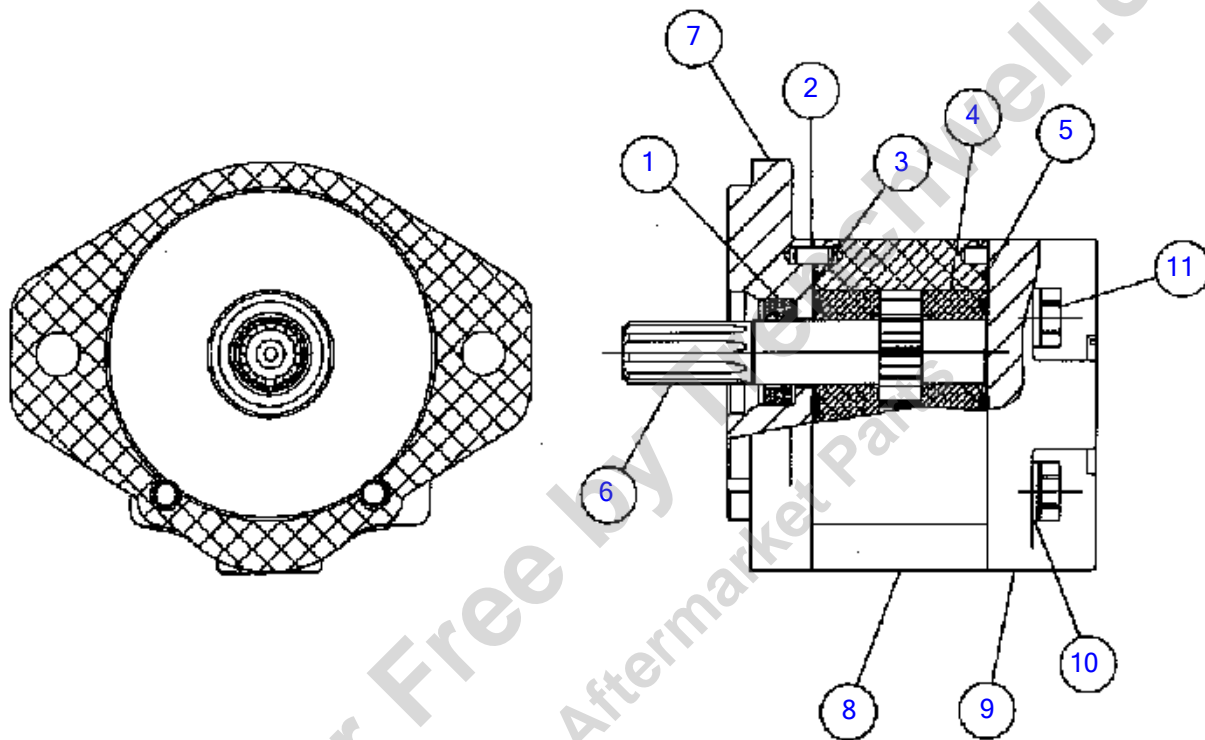


ILLUSTRATION NO. 153031001_BD - Not For Ordering

Breakdown- Pump Cummins
Fig 13-09T01

REF NO.	PART NO.	DESCRIPTION	QTY.	REMARKS
1	147953001	SHAFT SEAL	1	
2	155038001	PIN - DOWEL	2	
3	155034001	SEAL - O-RING	2	
4	155037001	THRUST BLOCK	2	
5	155036001	SEAL - CHANNEL	2	
5	155035001	SEAL - BACKUP	2	
6	155043001	SET - GEAR SHAFT	1	
7	155041001	HOUSING - SEC	1	
8	155040001	HOUSING - GEAR	1	
9	155042001	HOUSING - PEC	1	
10	155032001	WASHER - FLAT	4	
11	155039001	SCREW - HEX HD GR 8.8	4	
12	155033001	GASKET - FLANGE	1	Not Shown
	153031001	PUMP - HYDRAULIC (.244 CI, SAE"A")	A/R	

Provided for Free by Trenchwell.com
 Shop Aftermarket Parts

Hydraulic Pump - Deutz

Fig 13-10

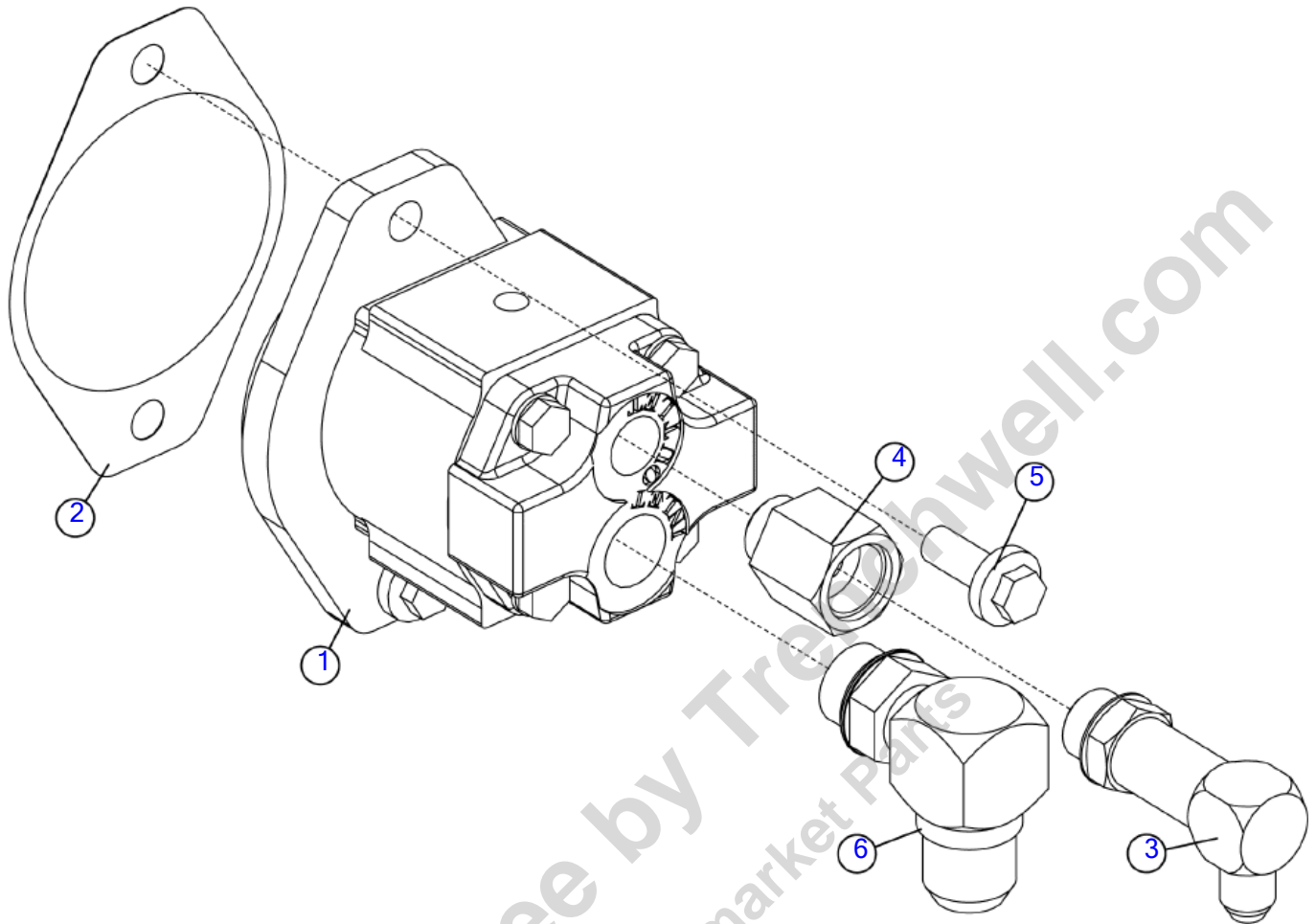


Illustration No: 163674800 Not For Ordering


Hydraulic Pump - Deutz

Fig 13-10

REF NO.	PART NO.	DESCRIPTION	QTY.	REMARKS
1	153031001	PUMP - HYDRAULIC (.244 CI, SAE"A")	1	Includes Ref. #2; Breakdown Fig. 13-9T01
2	155033001	GASKET - FLANGE	1	
3	275121001	FITTING-8M X 6M JIC 90 LONG	1	
4	403538001	FITTING-STR-8MORB-8FORB	1	
5	507612025	SCREW-HFS,M10-1.50X25,10.9,YZ,ANSI,B18.2.3.9M,FT	2	
6	53871001	FITTING-#10M O-RING X 12M JIC 90	1	

Provided for Free by Trenchwell.com
Shop Aftermarket Parts

Electrical



Electrical

Control Panel - Deluxe Gas (SN 19200-22881)	Fig	14-01
Control Panel - Deluxe Gas (SN 22882-28849)	Fig	14-01R01
Control Panel - Deluxe Gas (SN 28850-)	Fig	14-01R02
Control Panel - Deluxe GM T4F (SN 19200-22881)	Fig	14-01X01
Control Panel - Deluxe GM T4F (SN 22882-25379)	Fig	14-01X01R01
Control Panel - Deluxe GM T4F (SN 25380-)	Fig	14-01X01R02
Control Panel- Basic Gas	Fig	14-01X02
Control Panel - Basic - Cat (SN 19200-22881)	Fig	14-02
Control Panel - Basic - Cat (SN 22882-)	Fig	14-02R01
Control Panel - Basic - Cummins (SN 19200-22881)	Fig	14-03
Control Panel - Basic - Cummins (SN 22882-)	Fig	14-03R01
Control Panel - Deluxe - Cummins (SN 19200-22881)	Fig	14-04
Control Panel - Deluxe - Cummins (SN 22882-)	Fig	14-04R01
Control Panel - 2.9L T4 Deluxe - Deutz (SN 19200-22881)	Fig	14-05
Control Panel - 2.9L T4 Deluxe - Deutz (SN 22882-28849)	Fig	14-05R01
Control Panel - 2.9L T4 Deluxe - Deutz (SN 28850-)	Fig	14-05R02
Control Panel - 2.9L T4 Standard Deutz	Fig	14-05X01
Vandal Cover (SN 19200-22881)	Fig	14-06
Vandal Cover (SN 22882-)	Fig	14-06R01
Electrical Components - Gas (SN 19200-20821)	Fig	14-07
Electrical Components - Gas (SN 20822-22305)	Fig	14-07R01
Electrical Components - Gas (SN 22306-28219)	Fig	14-07R02
Electrical Components - Gas (SN 28220-)	Fig	14-07R03
Electrical Components - Cat (SN 19200-20881)	Fig	14-08
Electrical Components - Cat (SN 20822-28219)	Fig	14-08R01
Electrical Components - Cat (SN 28220-)	Fig	14-08R02
Electrical Components - Cummins (SN 19200-20821)	Fig	14-09
Electrical Components - Cummins (SN 20822-21030)	Fig	14-09R01
Electrical Components - Cummins(SN 21031-22102)	Fig	14-09R02
Electrical Components - Cummins (SN 22103-28219)	Fig	14-09R03
Electrical Components - Cummins (SN 28220-)	Fig	14-09R04
Electrical Components - Deutz 49HP (SN 19200-20821)	Fig	14-10
Electrical Components - Deutz 49HP (SN 20822-24418)	Fig	14-10R01
Electrical Components - Deutz 49HP (SN 24419-28219)	Fig	14-10R02
Electrical Components - Deutz 49HP (SN 28220-)	Fig	14-10R03
Electrical Components - Deutz 74HP (SN 19200-20821)	Fig	14-11
Electrical Components - Deutz 74HP (SN 20822-24418)	Fig	14-11R01
Electrical Components - Deutz 74HP (SN 24419-28219)	Fig	14-11R02
Electrical Components - Deutz 74HP (SN 28220-)	Fig	14-11R03
Harness- Deutz T4F	Fig	14-11X01
LED Lights (SN 19200-19848)	Fig	14-12
LED Lights (SN 19849-20551)	Fig	14-12R01
LED Lights (SN 20552-20821)	Fig	14-12R02
LED Lights (SN 20822-22324)	Fig	14-12R03
LED Lights (SN 22325-22920)	Fig	14-12R04
LED Lights (SN 22921-)	Fig	14-12R05
LED Lights - Aus (SN 19200-19848)	Fig	14-13
LED Lights - Aus (SN 19849-)	Fig	14-13R01
LED Lights - Aus (SN 20552-21290)	Fig	14-13R02
LED Lights- Aus (SN 29291-22324)	Fig	14-13R03
LED Lights - Aus (SN 22325-)	Fig	14-13R04
LED Lights - Aus (SN 25371-)	Fig	14-13X01
LED Lights - Right Hand Controls Euro (SN 19200-20821)	Fig	14-14

Electrical

Provided for Free by Trenchwell.com
Shop Aftermarket Parts

Electrical

LED Lights - Right Hand Controls Euro (SN 20822-22324)	Fig	14-14R01
LED Lights - Right Hand Controls Euro (SN 22325-)	Fig	14-14R02
LED Lights Left Hand Controls Euro (SN 19200-19848)	Fig	14-15
LED Lights Left Hand Controls Euro (SN 19849-20821)	Fig	14-15R01
LED Lights Left Hand Controls Euro (SN 20822-22324)	Fig	14-15R02
LED Lights Left Hand Controls Euro (SN 22325-29353)	Fig	14-15R03
LED Lights Left Hand Controls Euro (SN 29354-)	Fig	14-15R04
Battery - Gas	Fig	14-16
Battery - Cat	Fig	14-17
Battery - Cummins	Fig	14-18
Battery - Deutz (SN 19200-25580)	Fig	14-19
Battery - Deutz (SN 25581-)	Fig	14-19R01
Telematics Hardware	Fig	14-20

Provided for Free by Trenchwell.com
 Shop Aftermarket Parts

Control Panel - Deluxe Gas (SN 19200-22881)

Fig 14-01

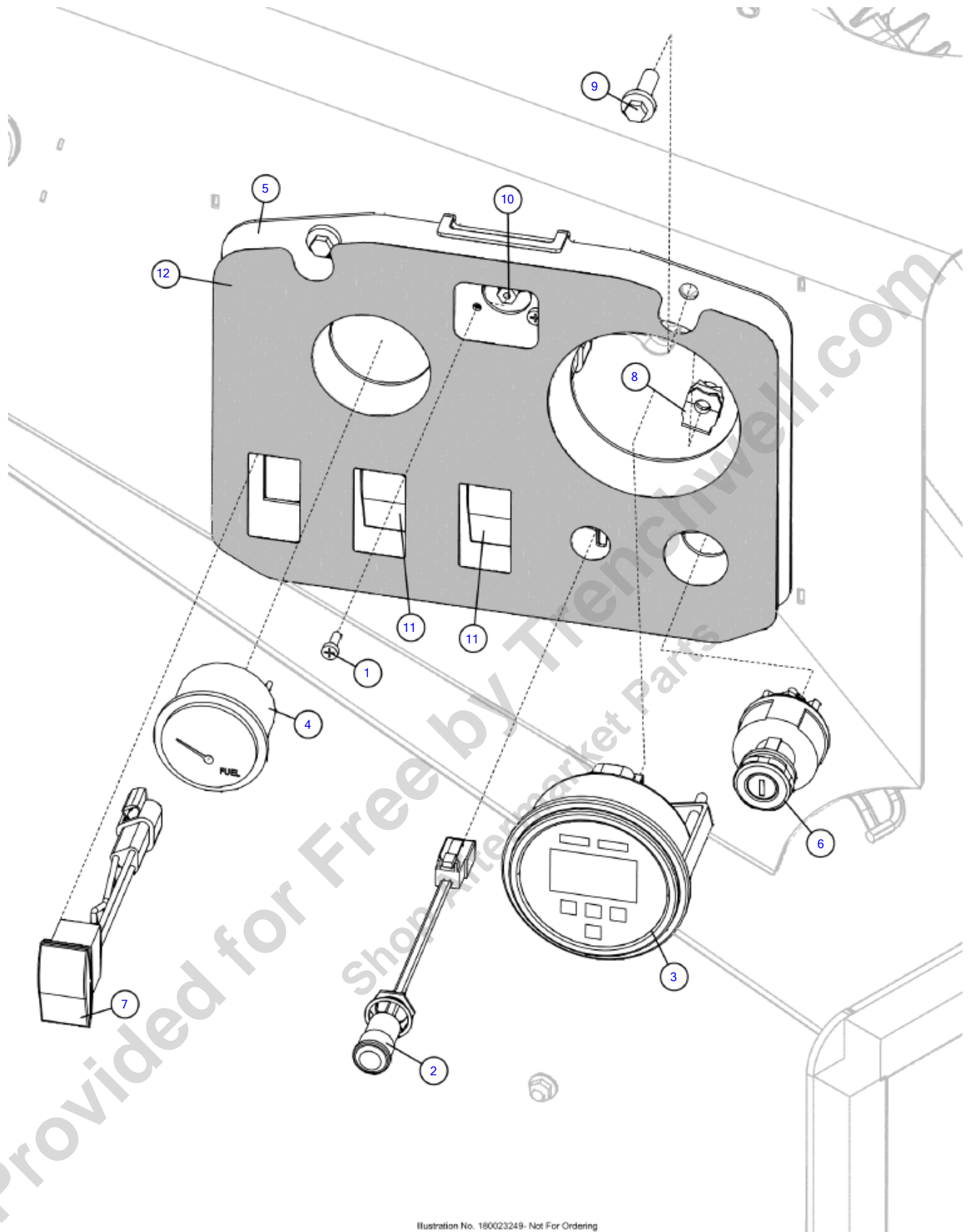


Illustration No. 180023249- Not For Ordering

Control Panel - Deluxe Gas (SN 19200-22881)

Fig 14-01

REF NO.	PART NO.	DESCRIPTION	QTY.	REMARKS
1	130745083	SCREW - MCH-8-32 X .50-PHILLIPS-CZ	4	
2	163647173	LIGHT-AMBER LED WITH PIGTAILED DT06-2S	1	
3	163673070	GAUGE - 3" - J1939 DISPLAY	1	
4	180006555	GAUGE FUEL MAXIMA	1	
5	180023251	PANEL - CONTROLS, BC1000XL DELUXE	1	
6	229801001	SWITCH IGNITION - 4 TERMINAL	1	
7	257541001	SWITCH-SPDT 3 POSITION MOM	1	
8	506656008	NUT-U CLIP, M8-1.25, PANEL THICKNESS1.5/5.5 mm	2	
9	507611025	SCREW-HFS,M8-1.25X25,10.9,YZ,D6921,FT	2	
10	69759001	LOCK NUT-#8-32 NYLON INSERT PL	4	
11	700000201	ROCKER SWITCH - 1 POLE ON/OFF/ON 3 POS.	2	
12	700IG147	DECAL - CONTROL PANEL GM 3.0L DELUXE	1	

Provided for Free by Trenchwell.com
Shop Aftermarket Parts

Control Panel - Deluxe Gas (SN 22882-28849)

Fig 14-01R01

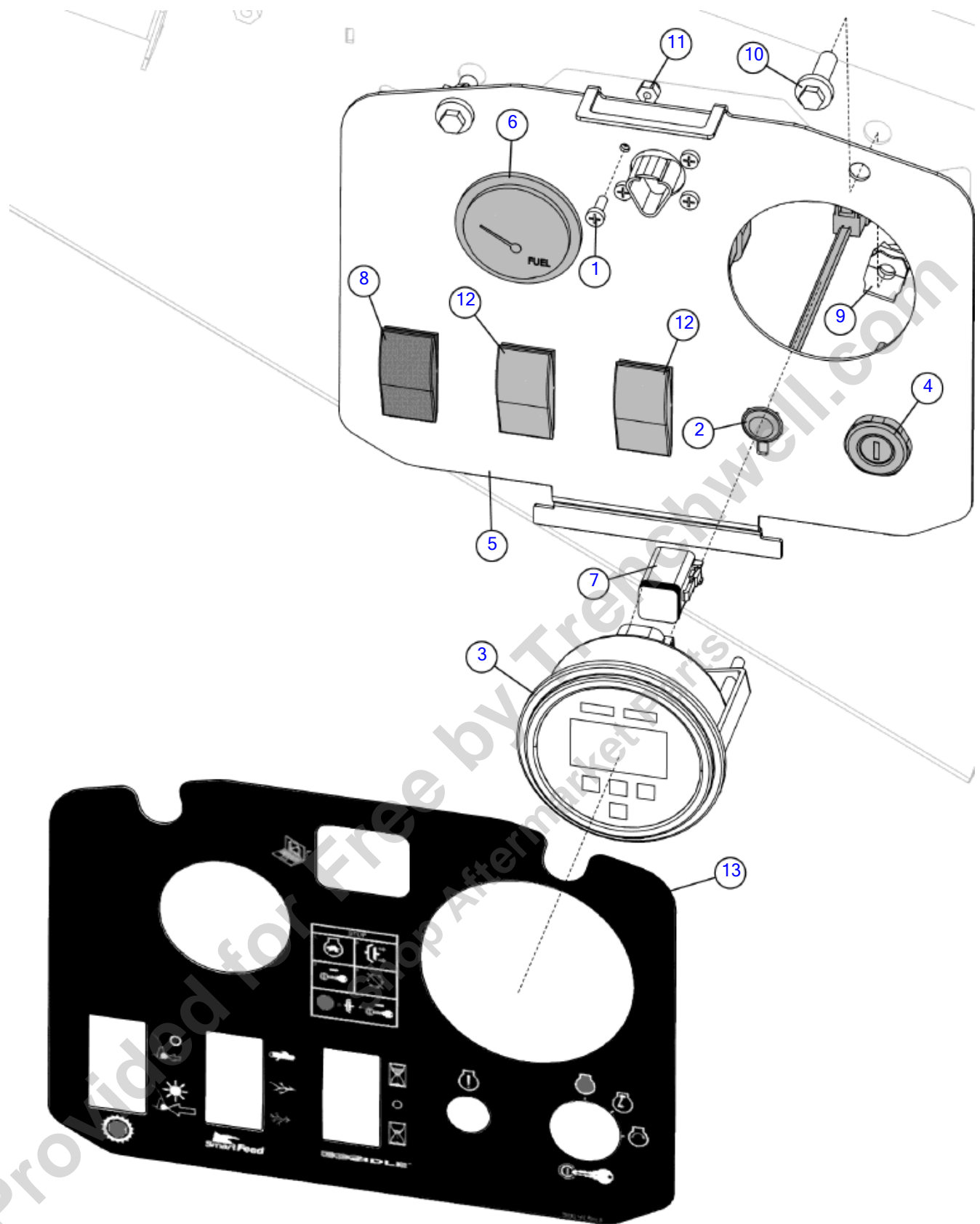


Illustration No. 180023249- Not For Ordering

Control Panel - Deluxe Gas (SN 22882-28849)

Fig 14-01R01

REF NO.	PART NO.	DESCRIPTION	QTY.	REMARKS
1	130745083	SCREW - MCH-8-32 X .50-PHILLIPS-CZ	4	
2	163647173	LIGHT-AMBER LED WITH PIGTAILED DT06-2S	1	
3	296521337	3" J1939 MINI-MFD KIT REV D	1	
3	(163673070)	GAUGE 3in J1939 DISPLAY	1	
4	163673758	SWITCH-KEY 3 POS FOUR TERMINAL	1	
5	163733593	PANEL - CONTROLS, BC1000XL DELUXE DEEP	1	
6	180006555	GAUGE FUEL MAXIMA	1	
7	180012442	PLUG-DEUTSCH W/FILLED SEAL	1	
8	257541001	SWITCH-SPDT 3 POSITION MOM	1	
9	506656008	NUT-U CLIP, M8-1.25, PANEL THICKNESS1.5/5.5 mm	2	
10	507611025	SCREW-HFS,M8-1.25X25,10.9,YZ,D6921,FT	2	
11	69759001	LOCK NUT-#8-32 NYLON INSERT PL	4	
12	700000201	ROCKER SWITCH - 1 POLE ON/OFF/ON 3 POS.	2	
13	700IG147	DECAL - CONTROL PANEL GM 3.0L DELUXE	1	

Provided for Free by Trenchwell.com
Shop Aftermarket Parts

Control Panel - Deluxe Gas (SN 28850-)

Fig 14-01R02

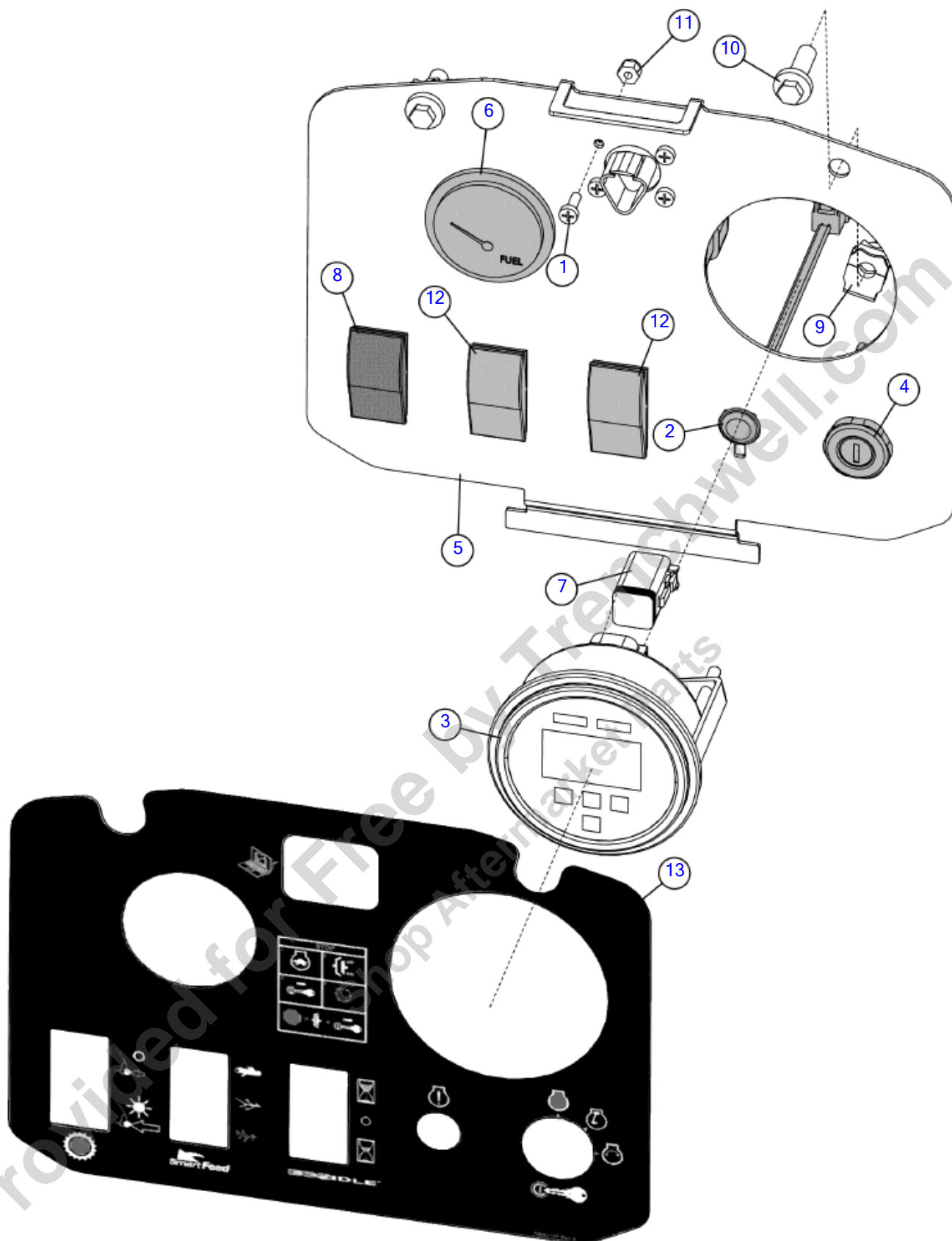


Illustration No. 180023249- Not For Ordering

Control Panel - Deluxe Gas (SN 28850-)

Fig 14-01R02

REF NO.	PART NO.	DESCRIPTION	QTY.	REMARKS
1	130745083	SCREW - MCH-8-32 X .50-PHILLIPS-CZ	4	
2	163647173	LIGHT-AMBER LED WITH PIGTAILED DT06-2S	1	
3	296521337	3" J1939 MINI-MFD KIT REV D	1	
4	163673758	SWITCH-KEY 3 POS FOUR TERMINAL	1	
5	163733593	PANEL - CONTROLS, BC1000XL DELUXE DEEP	1	
6	180006555	GAUGE FUEL MAXIMA	1	
7	180012442	PLUG-DEUTSCH W/FILLED SEAL	1	
8	257541001	SWITCH-SPDT 3 POSITION MOM	1	
9	506656008	NUT-U CLIP, M8-1.25, PANEL THICKNESS1.5/5.5 mm	2	
10	507611025	SCREW-HFS,M8-1.25X25,10.9,YZ,D6921,FT	2	
11	69759001	LOCK NUT-#8-32 NYLON INSERT PL	4	
12	700000201	ROCKER SWITCH - 1 POLE ON/OFF/ON 3 POS.	2	
13	700IG147	DECAL - CONTROL PANEL GM 3.0L DELUXE	1	

Provided for Free by Trenchwell.com
Shop Aftermarket Parts

Control Panel - Deluxe GM T4F (SN 19200-22881)

Fig 14-01X01

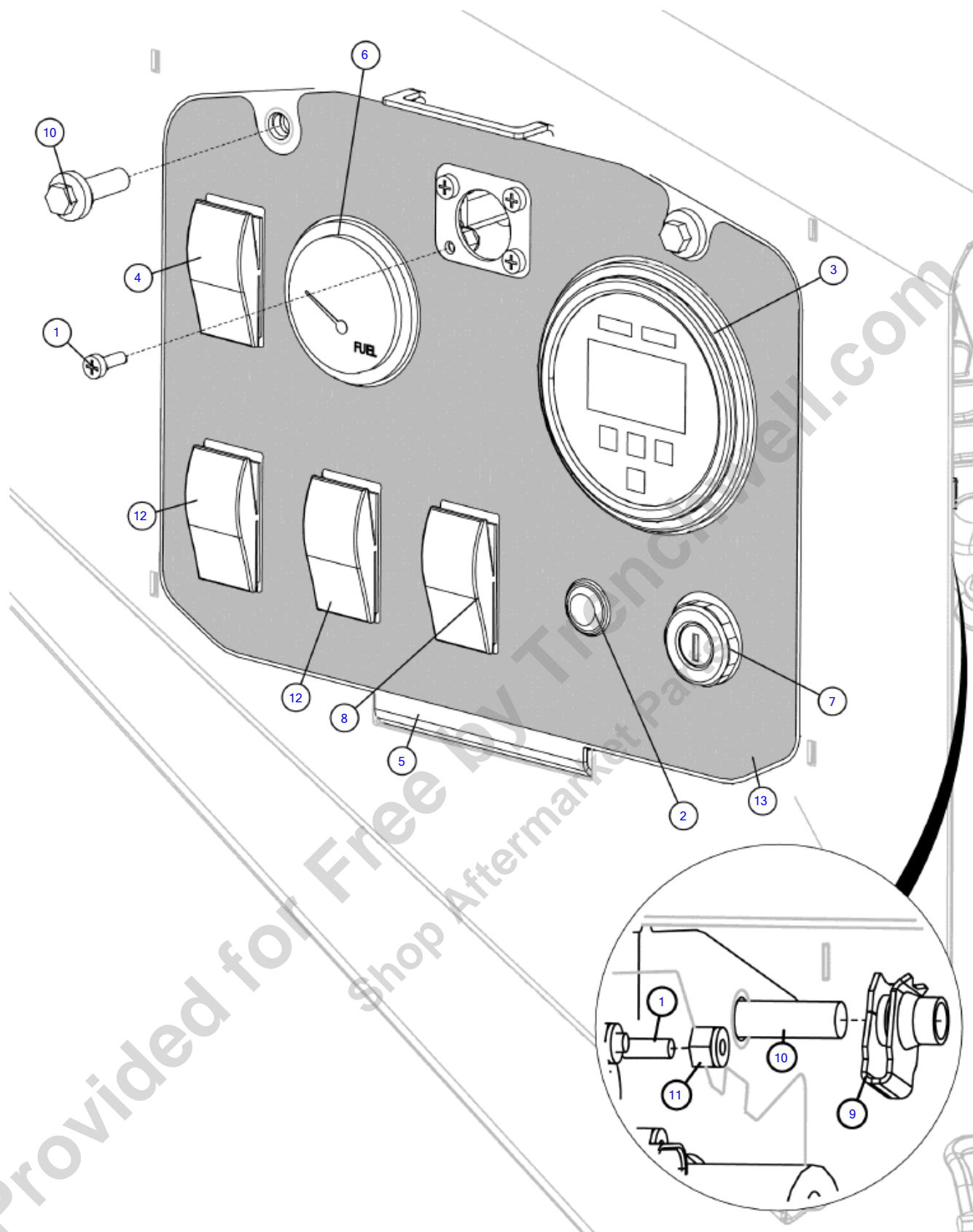


Illustration No: 163674872 - Not For Ordering

Control Panel - Deluxe GM T4F (SN 19200-22881)

Fig 14-01X01

REF NO.	PART NO.	DESCRIPTION	QTY.	REMARKS
1	130745083	SCREW - MCH-8-32 X .50-PHILLIPS-CZ	4	
2	163647173	LIGHT-AMBER LED WITH PIGTAILED DT06-2S	1	
3	163673070	GAUGE - 3" - J1939 DISPLAY	1	
4	163673266	SWITCH - SPDT ON-OFF ROCKER V1D6S00BAZC00-XVR1	1	
5	163674871	PANEL - CONTROLS, BC1000XL PROPANE	1	
6	180006555	GAUGE FUEL MAXIMA	1	
7	229801001	SWITCH IGNITION - 4 TERMINAL	1	
8	257541001	SWITCH-SPDT 3 POSITION MOM	1	
9	506656008	NUT-U CLIP, M8-1.25, PANEL THICKNESS1.5/5.5 mm	2	
10	507611025	SCREW-HFS,M8-1.25X25,10.9,YZ,D6921,FT	2	
11	69759001	LOCK NUT-#8-32 NYLON INSERT PL	4	
12	700000201	ROCKER SWITCH - 1 POLE ON/OFF/ON 3 POS.	2	
13	700IG271	DECAL - CONTROL PANEL, GAS/PROPANE	1	

Provided for Free by Trenchwell.com
Shop Aftermarket Parts

Control Panel - Deluxe GM T4F (SN 22882-25379)

Fig 14-01X01R01

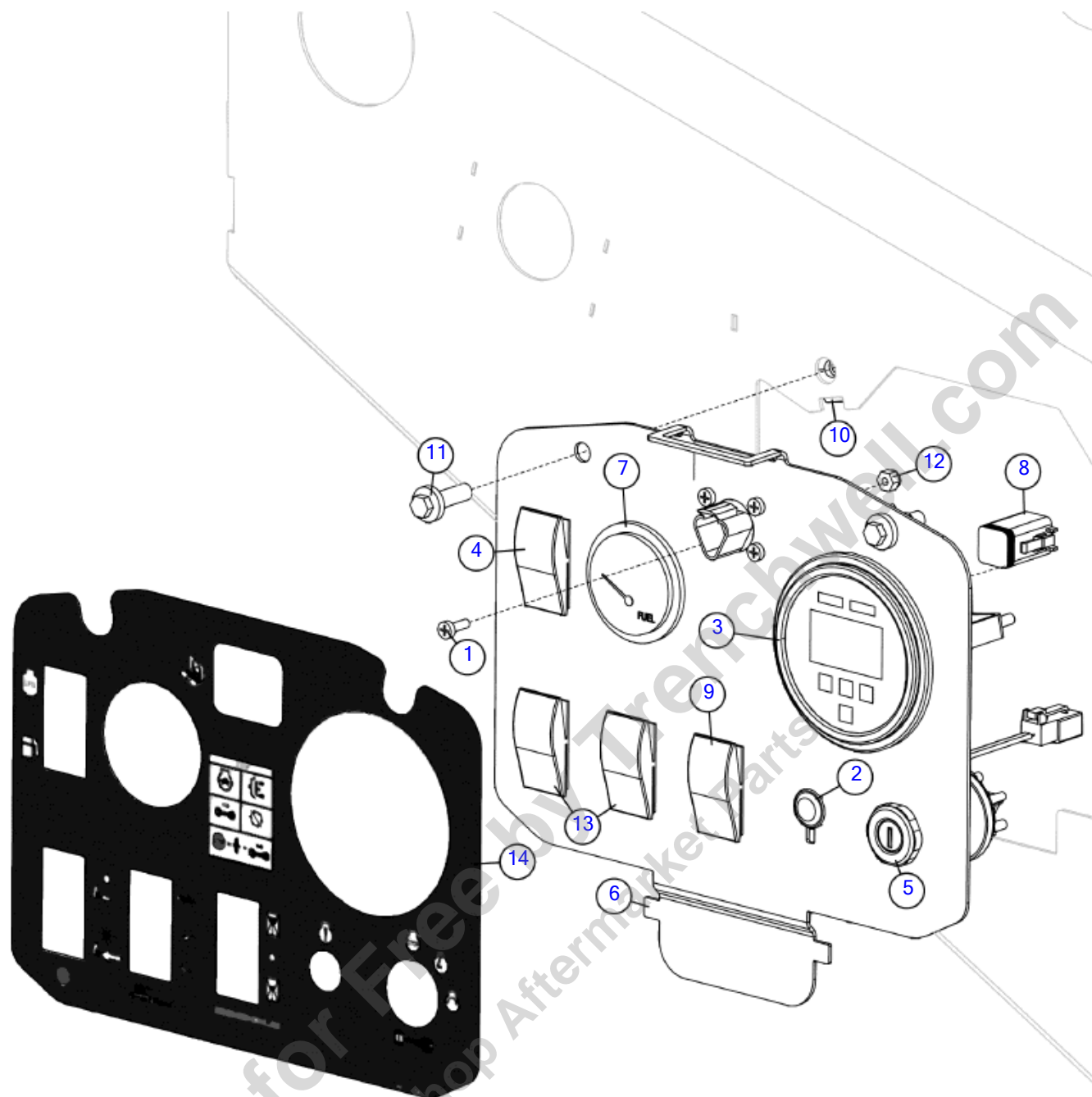


Illustration No: 163674872 - Not For Ordering

Control Panel - Deluxe GM T4F (SN 22882-25379)

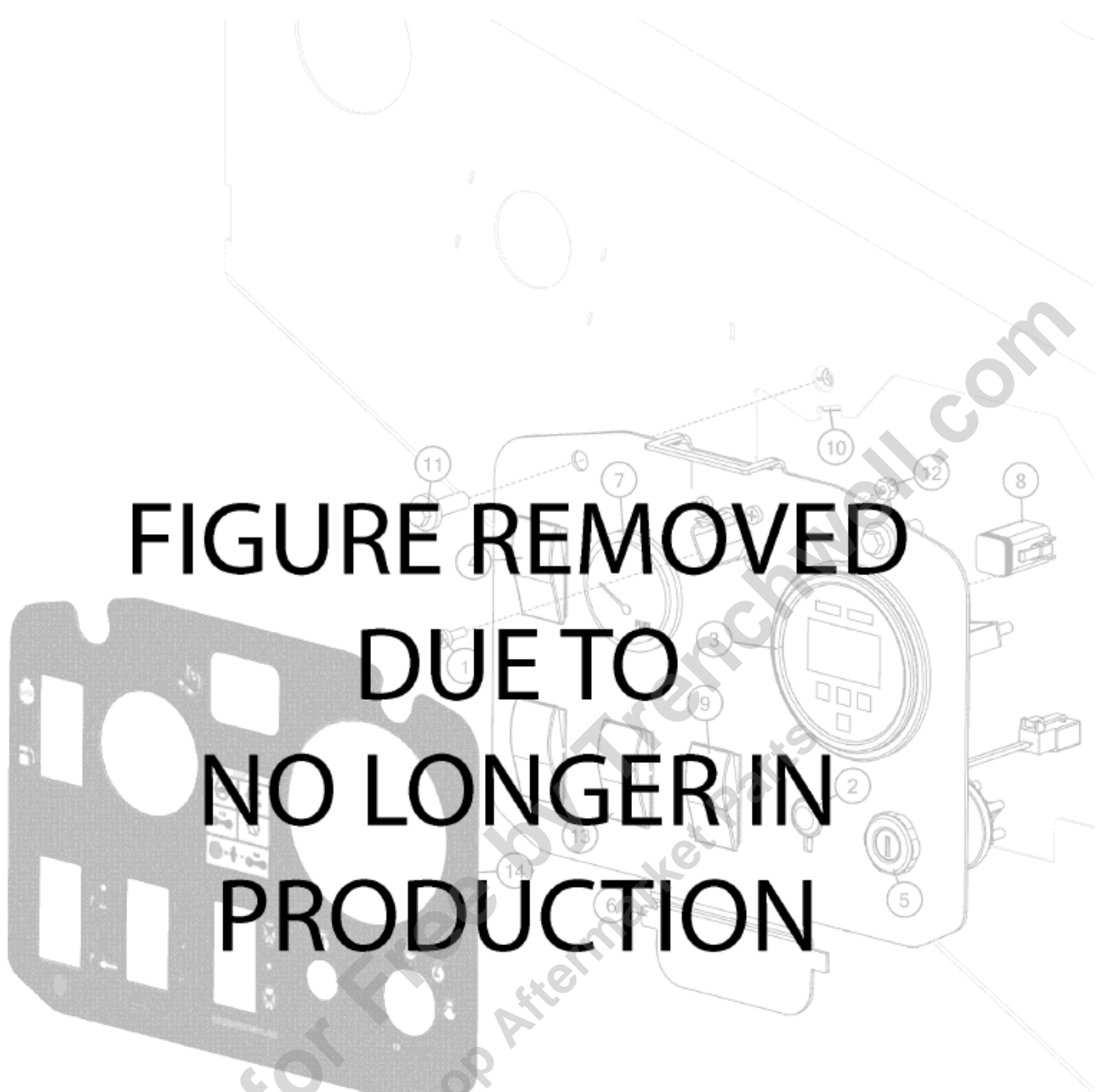
Fig 14-01X01R01

REF NO.	PART NO.	DESCRIPTION	QTY.	REMARKS
1	130745083	SCREW - MCH-8-32 X .50-PHILLIPS-CZ	4	
2	163647173	LIGHT-AMBER LED WITH PIGTAILED DT06-2S	1	
3	163673070	GAUGE 3in J1939 DISPLAY	1	
4	163673266	SWITCH - SPDT ON-OFF ROCKER V1D6S00BAZC00-XVR1	1	
5	163673758	SWITCH-KEY 3 POS FOUR TERMINAL	1	
6	163733588	PANEL - CONTROLS, BC1000XL PROPANE DEEP	1	
7	180006555	GAUGE FUEL MAXIMA	1	
8	180012442	PLUG-DEUTSCH W/FILLED SEAL	1	
9	257541001	SWITCH-SPDT 3 POSITION MOM	1	
10	506656008	NUT-U CLIP, M8-1.25, PANEL THICKNESS1.5/5.5 mm	2	
11	507611025	SCREW-HFS,M8-1.25X25,10.9,YZ,D6921,FT	2	
12	69759001	LOCK NUT-#8-32 NYLON INSERT PL	4	
13	700000201	ROCKER SWITCH - 1 POLE ON/OFF/ON 3 POS.	2	
14	700IG271	DECAL - CONTROL PANEL, GAS/PROPANE	1	

Provided for Free by Trenchwell.com
Shop Aftermarket Parts

Control Panel - Deluxe GM T4F (SN 25380-)

Fig 14-01X01R02



**FIGURE REMOVED
DUE TO
NO LONGER IN
PRODUCTION**

Control Panel - Deluxe GM T4F (SN 25380-)

Fig 14-01X01R02

REF NO.	PART NO.	DESCRIPTION	QTY.	REMARKS
		FIGURE REMOVED	A/R	

Provided for Free by Trenchwell.com
Shop Aftermarket Parts

Control Panel- Basic Gas

Fig 14-01X02

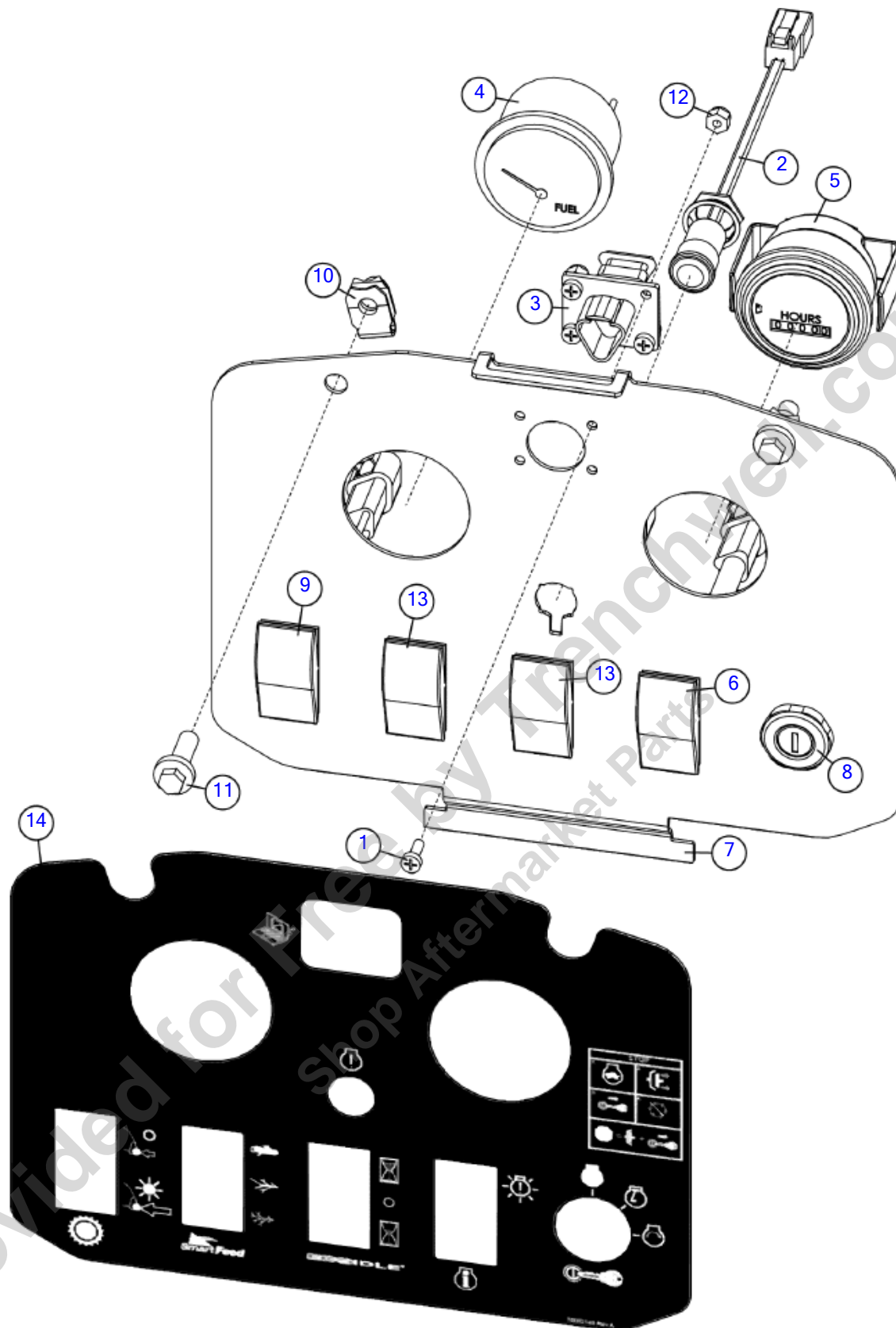


Illustration No. 180023248- Not For Ordering

Control Panel- Basic Gas

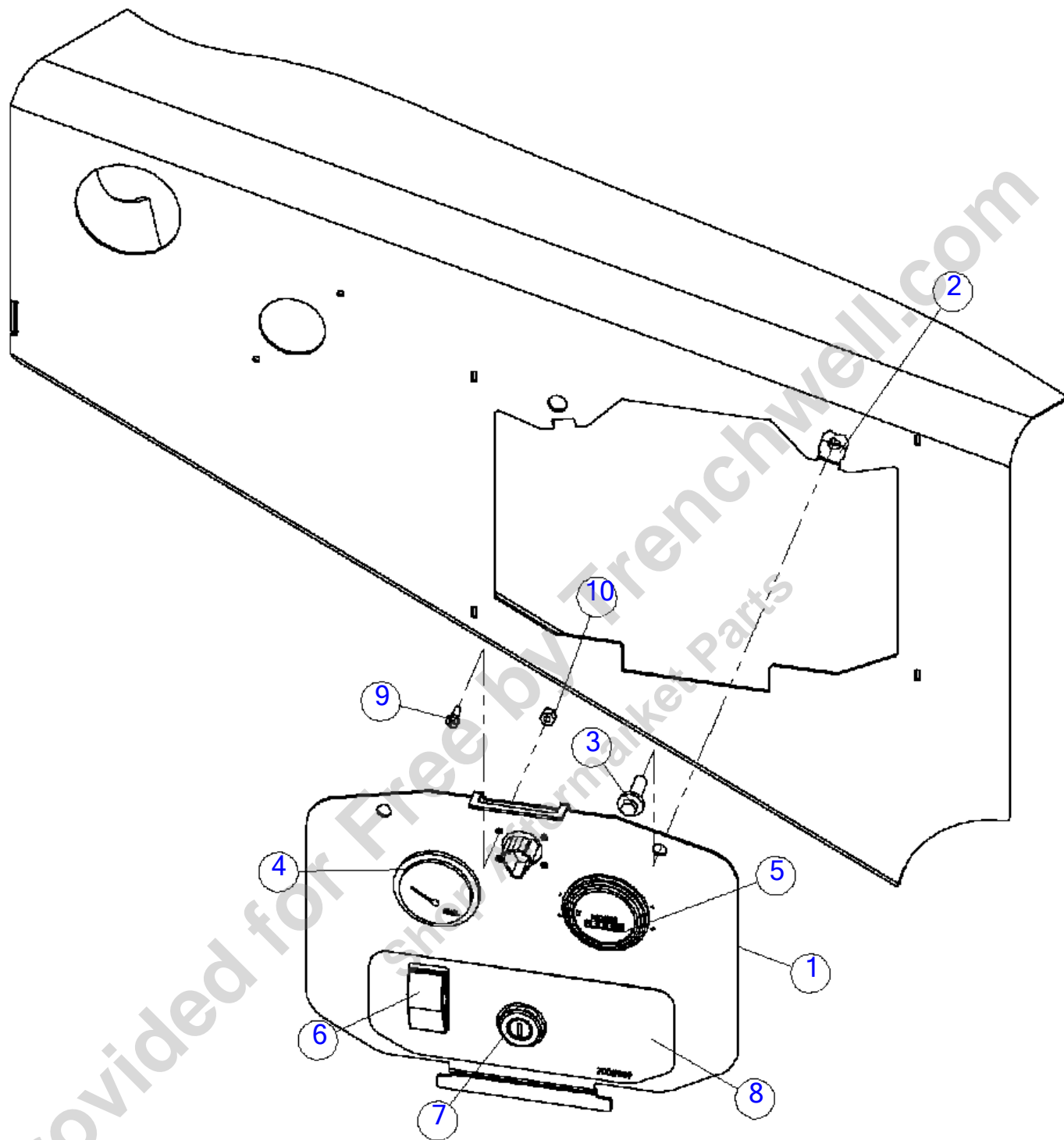
Fig 14-01X02

REF NO.	PART NO.	DESCRIPTION	QTY.	REMARKS
1	130745083	SCREW - MCH-8-32 X .50-PHILLIPS-CZ	4	
2	163647173	LIGHT-AMBER LED WITH PIGTAILED DT06-2S	1	
3	163659004	3 WAY RECEPTACLE - DT SERIES	1	
4	180006555	GAUGE FUEL MAXIMA	1	
5	180006564	GAUGE-HOUR METER MAXIMA	1	
6	180009298	SWITCH - SPST (ON)-OFF ROCKER	1	
7	180023250	PANEL - CONTROLS, BC1000XL STANDARD	1	
8	229801001	SWITCH IGNITION - 4 TERMINAL	1	
9	257541001	SWITCH-SPDT 3 POSITION MOM	1	
10	506656008	NUT-U CLIP, M8-1.25, PANEL THICKNESS1.5/5.5 mm	2	
11	507611025	SCREW-HFS,M8-1.25X25,10.9,YZ,D6921,FT	2	
12	69759001	LOCK NUT-#8-32 NYLON INSERT PL	4	
13	700000201	ROCKER SWITCH - 1 POLE ON/OFF/ON 3 POS.	2	
14	700IG148	DECAL - CONTROL PANEL GM 3.0L STD	1	

Provided for Free by Trenchwell.com
Shop Aftermarket Parts

Control Panel - Basic - Cat (SN 19200-22881)

Fig 14-02



Control Panel - Basic - Cat (SN 19200-22881)

Fig 14-02

REF NO.	PART NO.	DESCRIPTION	QTY.	REMARKS
1	163672015	PANEL - BASIC CONTROL	1	
2	506656008	NUT-U CLIP, M8-1.25, PANEL THICKNESS1.5/5.5 mm	2	
3	507611025	SCREW-HFS,M8-1.25X25,10.9,YZ,D6921,FT	2	
4	180006555	GAUGE-FUEL MAXIMA	1	
5	180006564	GAUGE-HOUR METER MAXIMA	1	
6	257541001	SWITCH-SPDT 3 POSITION MOM	1	
7	229801001	SWITCH-IGNITION (4 TERMINAL)	1	
8	700IF089	DECAL-CONTROL PANEL BC1000LT	1	
9	130745083	SCREW-MCH-8-32X.50-PHILLIPS-CZ	4	
10	69759001	LOCK NUT-#8-32 NYLON INSERT PL	4	

Provided for Free by Trenchwell.com
Shop Aftermarket Parts

Control Panel - Basic - Cat (SN 22882-)

Fig 14-02R01

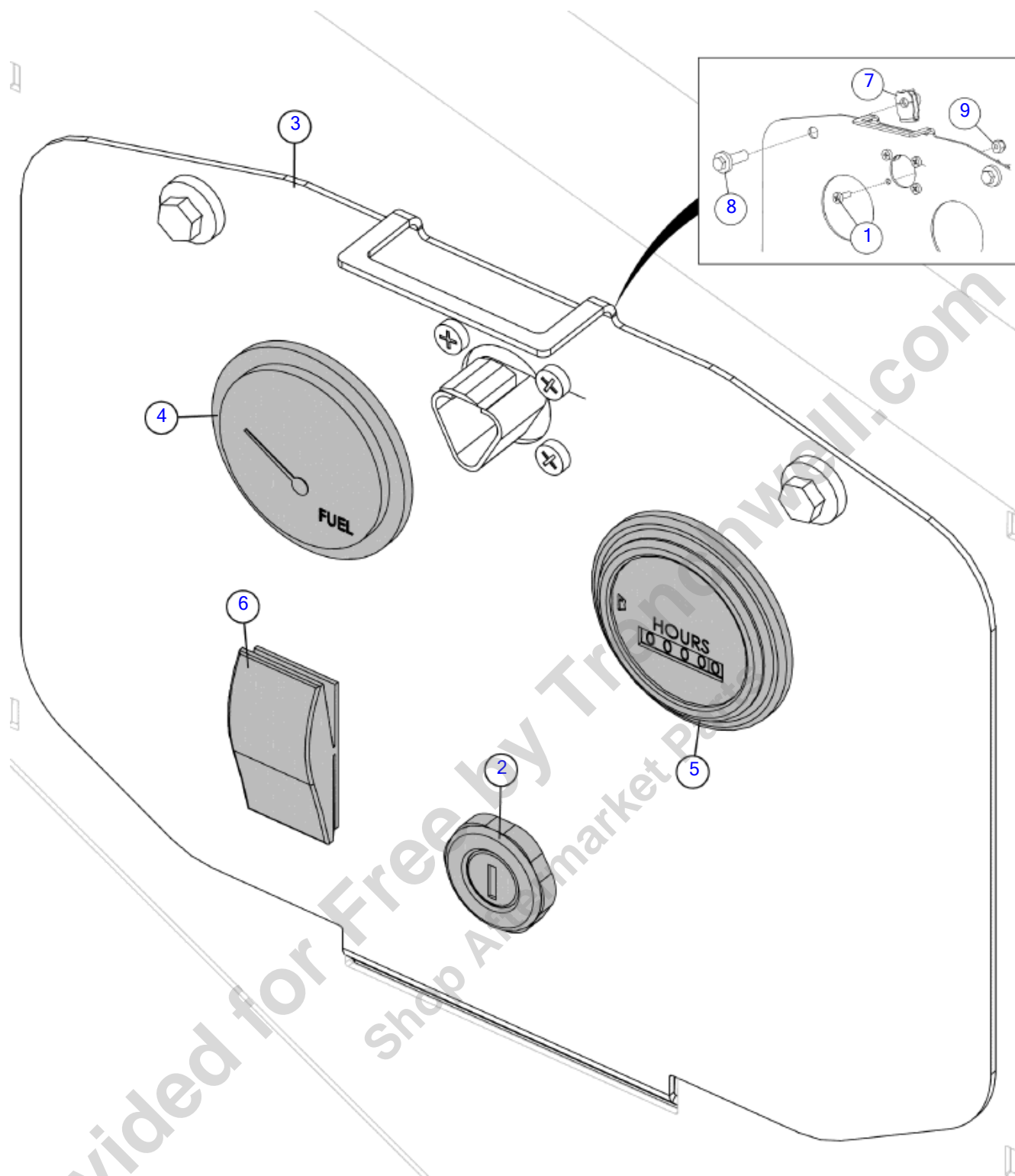


Illustration No: 163672054 - Not For Ordering

Control Panel - Basic - Cat (SN 22882-)

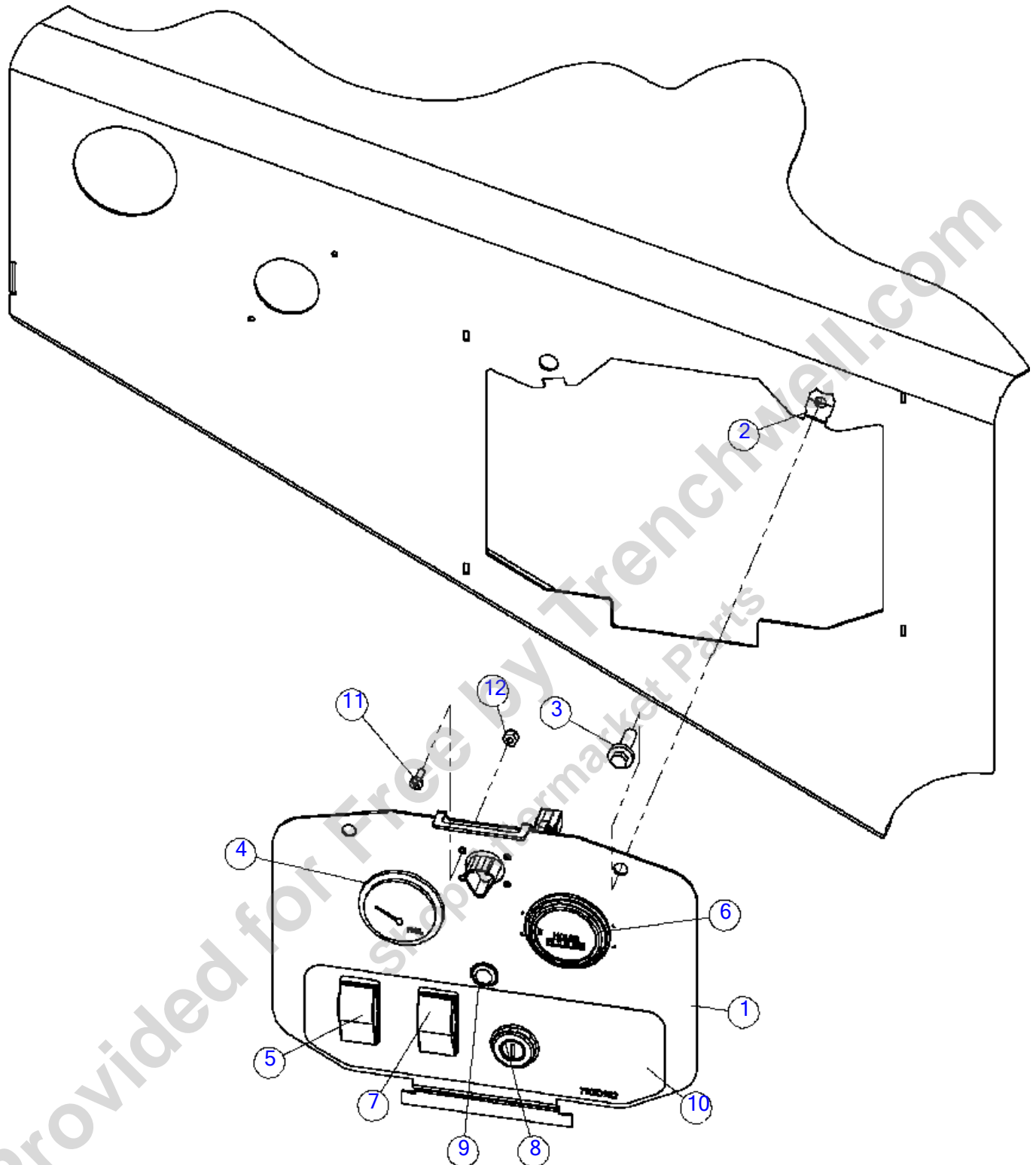
Fig 14-02R01

REF NO.	PART NO.	DESCRIPTION	QTY.	REMARKS
1	130745083	SCREW - MCH-8-32 X .50-PHILLIPS-CZ	4	
2	163673758	SWITCH-KEY 3 POS FOUR TERMINAL	1	
3	163733592	PANEL - BASIC CONTROL DEEP	1	
4	180006555	GAUGE FUEL MAXIMA	1	
5	180006564	GAUGE-HOUR METER MAXIMA	1	
5	(215914001)	GAUGE-HR METER 876EM SLD.STATE	1	
6	257541001	SWITCH-SPDT 3 POSITION MOM	1	
7	506656008	NUT-U CLIP, M8-1.25, PANEL THICKNESS1.5/5.5 mm	2	
8	507611025	SCREW-HFS,M8-1.25X25,10.9,YZ,D6921,FT	2	
9	69759001	LOCK NUT-#8-32 NYLON INSERT PL	4	

Provided for Free by Trenchwell.com
Shop Aftermarket Parts

Control Panel - Basic - Cummins (SN 19200-22881)

Fig 14-03



Control Panel - Basic - Cummins (SN 19200-22881)

Fig 14-03

REF NO.	PART NO.	DESCRIPTION	QTY.	REMARKS
1	163672413	CONTROL PANEL-BC1000XL 85 BASIC	1	
2	506656008	NUT-U CLIP, M8-1.25, PANEL THICKNESS1.5/5.5 mm	2	
3	507611025	SCREW-HFS,M8-1.25X25,10.9,YZ,D6921,FT	2	
4	180006555	GAUGE-FUEL MAXIMA	1	
5	700000201	ROCKER SWITCH - 1 POLE ON/OFF/ON 3 POS.	1	
6	180006564	GAUGE-HOUR METER MAXIMA	1	
7	257541001	SWITCH-SPDT 3 POSITION MOM	1	
8	229801001	SWITCH-IGNITION (4 TERMINAL)	1	
9	163647171	LIGHT-WHITE LED WITH PIGTAILED DT06-2S	1	
10	700ID952	DECAL-CONTROL PANEL BC1000XL	1	
11	130745083	SCREW-MCH-8-32X.50-PHILLIPS-CZ	4	
12	69759001	LOCK NUT-#8-32 NYLON INSERT PL	4	

Provided for Free by Trenchwell.com
Shop Aftermarket Parts

Control Panel - Basic - Cummins (SN 22882-)

Fig 14-03R01

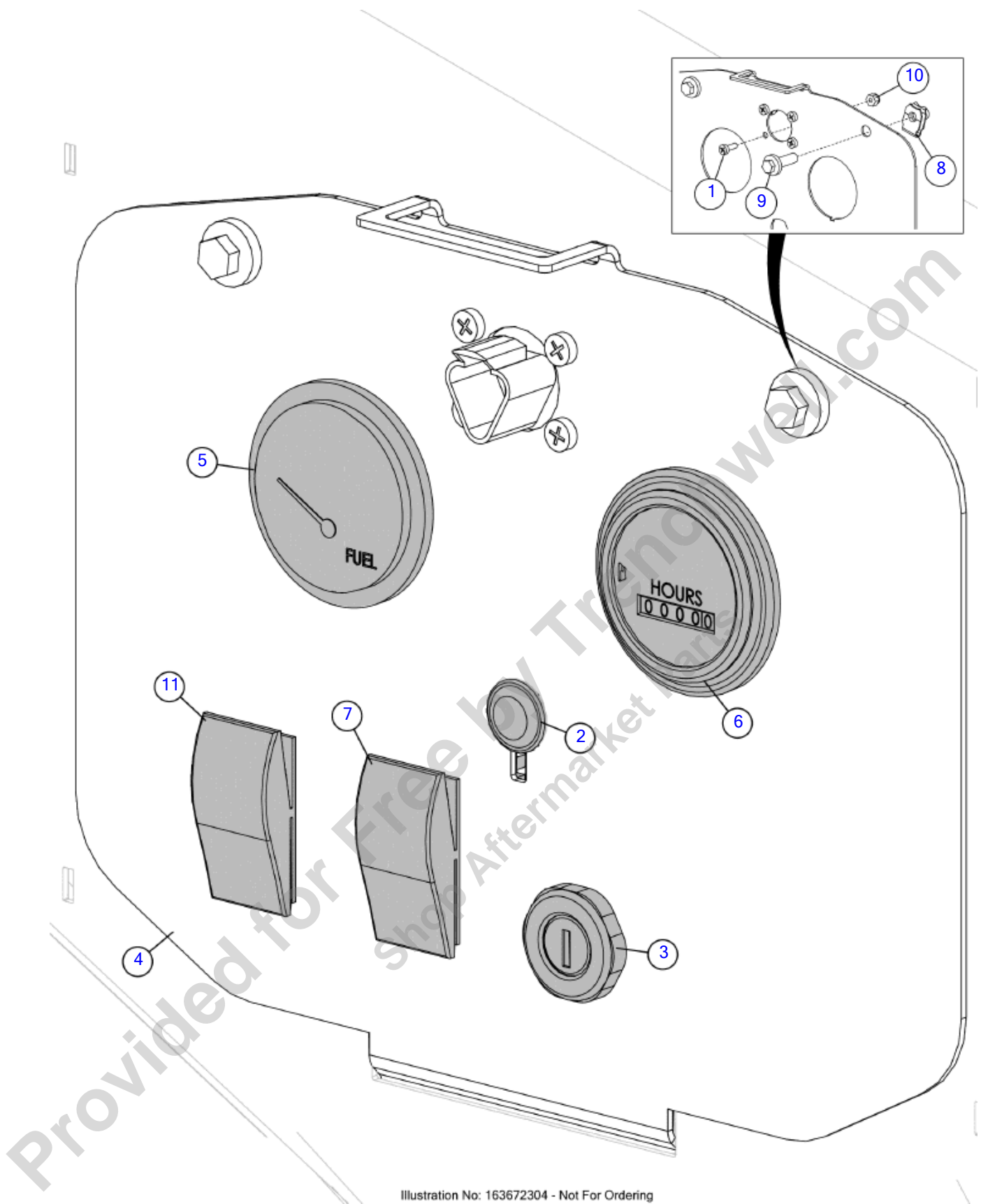


Illustration No: 163672304 - Not For Ordering

Control Panel - Basic - Cummins (SN 22882-)

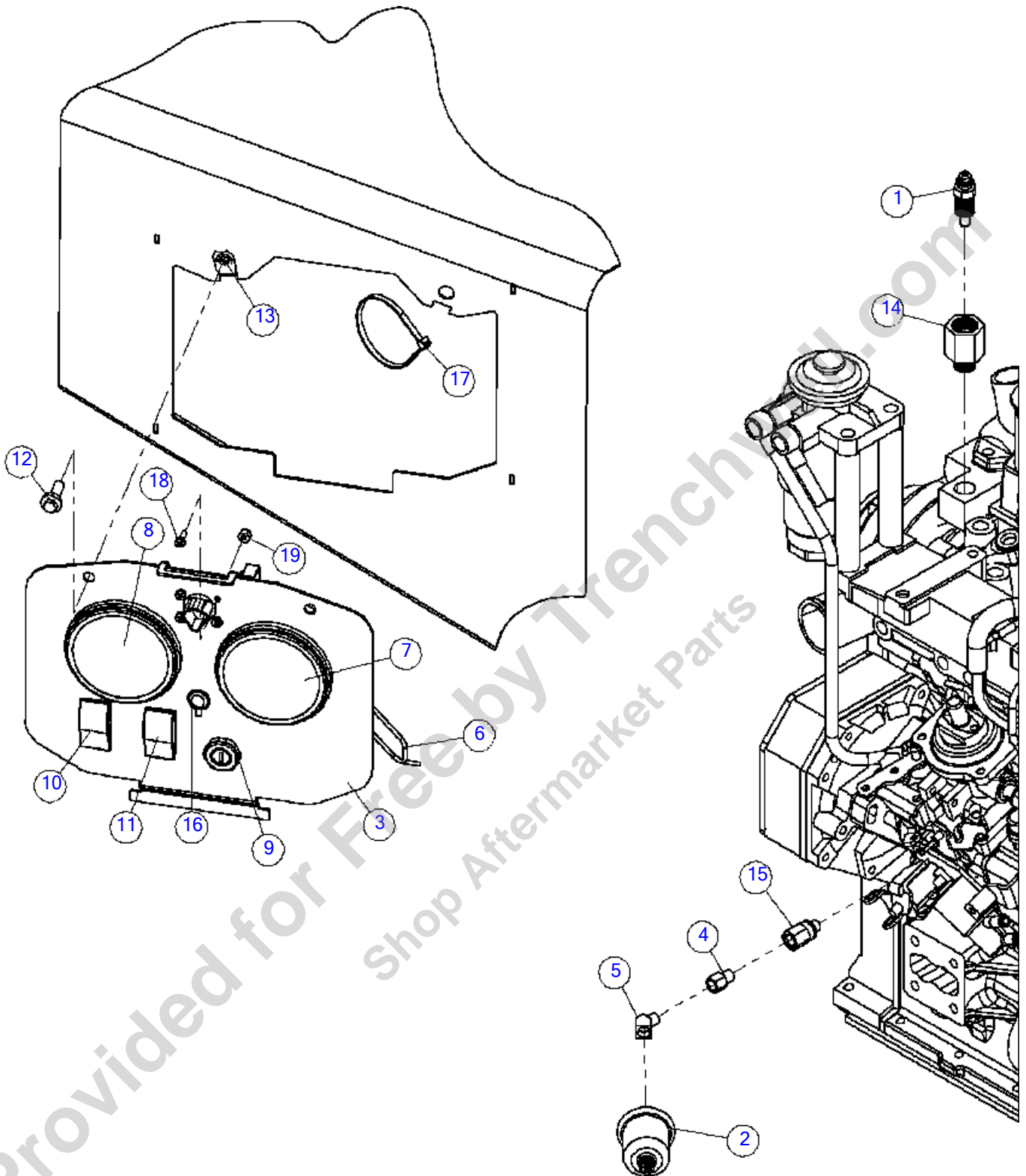
Fig 14-03R01

REF NO.	PART NO.	DESCRIPTION	QTY.	REMARKS
1	130745083	SCREW - MCH-8-32 X .50-PHILLIPS-CZ	4	
2	163647171	LIGHT-WHITE LED WITH PIGTAILED DT06-2S	1	
3	163673758	SWITCH-KEY 3 POS FOUR TERMINAL	1	
4	163733591	CONTROL PANEL-BC1000XL 85 BASIC DEEP	1	
5	180006555	GAUGE FUEL MAXIMA	1	
6	180006564	GAUGE-HOUR METER MAXIMA	1	
6	(215914001)	GAUGE-HR METER 876EM SLD.STATE	1	
7	257541001	SWITCH-SPDT 3 POSITION MOM	1	
8	506656008	NUT-U CLIP, M8-1.25, PANEL THICKNESS1.5/5.5 mm	2	
9	507611025	SCREW-HFS,M8-1.25X25,10.9,YZ,D6921,FT	2	
10	69759001	LOCK NUT-#8-32 NYLON INSERT PL	4	
11	700000201	ROCKER SWITCH - 1 POLE ON/OFF/ON 3 POS.	1	

Provided for Free by Trenchwell.com
Shop Aftermarket Parts

Control Panel - Deluxe - Cummins (SN 19200-22881)

Fig 14-04



Control Panel - Deluxe - Cummins (SN 19200-22881)

Fig 14-04

REF NO.	PART NO.	DESCRIPTION	QTY.	REMARKS
1	141539001	SENDER-WATER TEMP.240D1/2"NPTF	1	
2	180014322	SENDER-OIL PRESSURE 0-150 PSI	1	
3	163672414	CONTROL PANEL-BC1000XL 85 DELUXE	1	
4	109596001	FITTING-1/8MNPTX1/8FNPT ADAP.	1	
5	4019001	FITTING-3350X2 WTHR-HD	1	
6	180014319	HARNESS-BC1000XL T3 DELUXE GAUGE	1	
7	180014321	GAUGE-4 IN 1-OIL/TEMP/FUEL/VOLTS	1	
8	163673948	GAUGE-TACH	1	
8	(180013298)	GAUGE-TACH METER/HR 3" 3500RPM	1	
9	229801001	SWITCH-IGNITION (4 TERMINAL)	1	
10	700000201	ROCKER SWITCH - 1 POLE ON/OFF/ON 3 POS.	1	
11	257541001	SWITCH-SPDT 3 POSITION MOM	1	
12	507611025	SCREW-HFS,M8-1.25X25,10.9,YZ,D6921,FT	2	
13	506656008	NUT-U CLIP, M8-1.25, PANEL THICKNESS1.5/5.5 mm	2	
14	503089001	ADAPTER-1/2 TO 3/8 PIPE	1	
15	104208001	ADAPTER-1/8F NPTX10X1.0MMETRIC	1	
16	163647171	LIGHT-WHITE LED WITH PIGTAILED DT06-2S	1	
17	59634001	SINGLE NYTIE - 8"	10	
18	130745083	SCREW-MCH-8-32X.50-PHILLIPS-CZ	4	
19	69759001	LOCK NUT-#8-32 NYLON INSERT PL	4	

Control Panel - Deluxe - Cummins (SN 22882-)

Fig 14-04R01

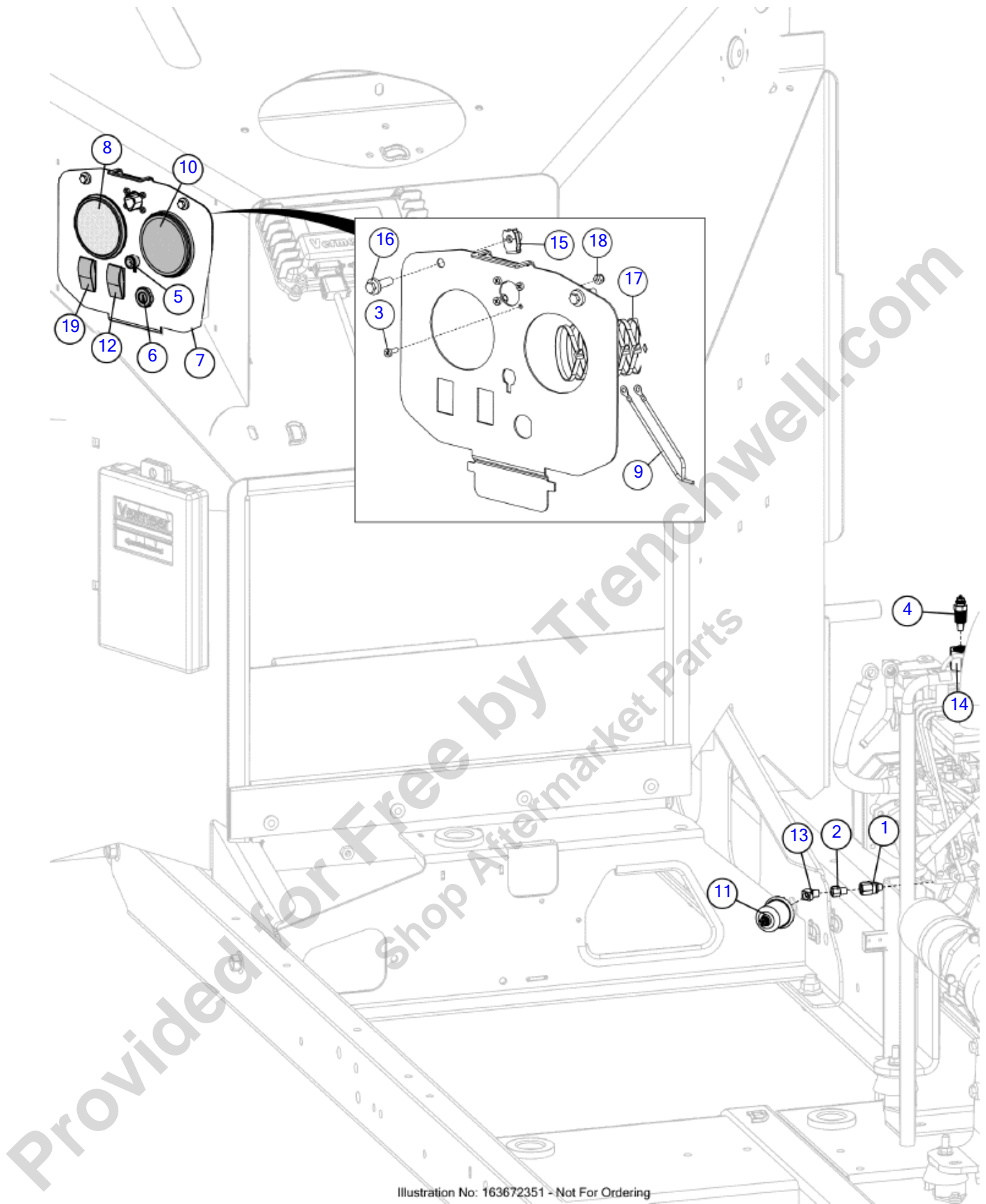


Illustration No: 163672351 - Not For Ordering

Control Panel - Deluxe - Cummins (SN 22882-)

Fig 14-04R01

REF NO.	PART NO.	DESCRIPTION	QTY.	REMARKS
1	104208001	ADAPTER-1/8F NPTX10X1.0MMETRIC	1	
2	109596001	FITTING-1/8MNPTX1/8FNPT ADAP.	1	
3	130745083	SCREW - MCH-8-32 X .50-PHILLIPS-CZ	4	
4	141539001	SENDER-WATER TEMP.240D1/2"NPTF	1	
5	163647171	LIGHT-WHITE LED WITH PIGTAILED DT06-2S	1	
6	163673758	SWITCH-KEY 3 POS FOUR TERMINAL	1	
7	163733590	CONTROL PANEL-BC1000XL 85 DELUXE DEEP	1	
8	163673948	GAUGE-TACH	1	
9	180014319	HARNESS-BC1000XL T3 DELUXE GAUGE	1	
10	180014321	GAUGE-4 IN 1-OIL/TEMP/FUEL/VOLTS	1	
11	180014322	SENDER-OIL PRESSURE 0-150 PSI	1	
12	257541001	SWITCH-SPDT 3 POSITION MOM	1	
13	4019001	FITTING-3350X2 WTHR-HD	1	
14	503089001	ADAPTER-1/2 TO 3/8 PIPE	1	
15	506656008	NUT-U CLIP, M8-1.25, PANEL THICKNESS1.5/5.5 mm	2	
16	507611025	SCREW-HFS,M8-1.25X25,10.9,YZ,D6921,FT	2	
17	59634001	SINGLE NYTIE - 8"	8	
18	69759001	LOCK NUT-#8-32 NYLON INSERT PL	4	
19	700000201	ROCKER SWITCH - 1 POLE ON/OFF/ON 3 POS.	1	

Provided for Free by Trenchwell.com
Shop Aftermarket Parts

Control Panel - 2.9L T4 Deluxe - Deutz (SN 19200-22881)

Fig 14-05

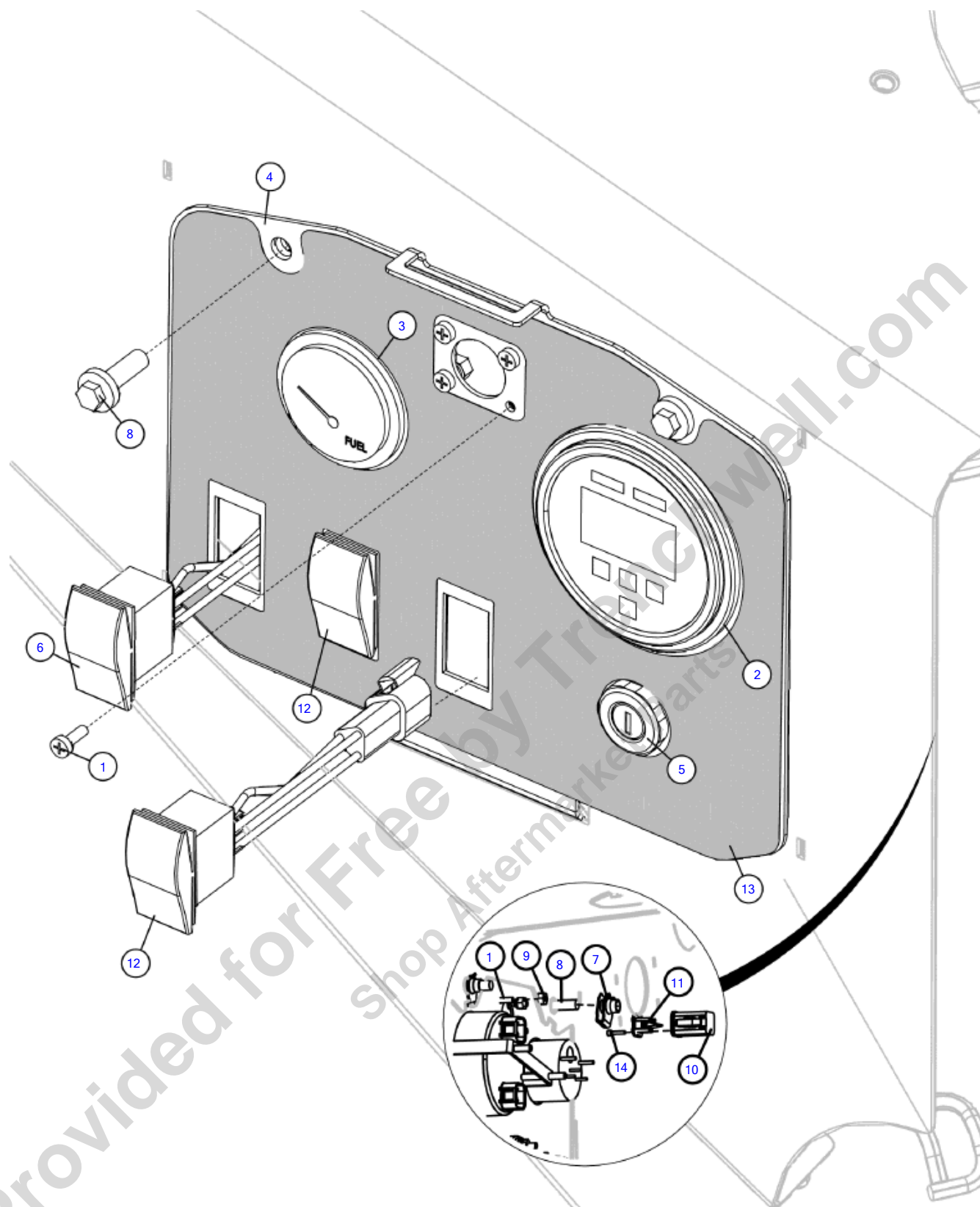


Illustration No. 180023281- Not For Ordering

Control Panel - 2.9L T4 Deluxe - Deutz (SN 19200-22881)

Fig 14-05

REF NO.	PART NO.	DESCRIPTION	QTY.	REMARKS
1	130745083	SCREW - MCH-8-32 X .50-PHILLIPS-CZ	4	
2	163673229	GUAGE 3" J1939 DISPLAY MFD DEUTZ SOFTWARE	1	
3	180006555	GAUGE FUEL MAXIMA	1	
4	180023280	PANEL - CONTROLS, DELUXE BC1000XL T4F	1	
5	229801001	SWITCH IGNITION - 4 TERMINAL	1	
6	257541001	SWITCH-SPDT 3 POSITION MOM	1	
7	506656008	NUT-U CLIP, M8-1.25, PANEL THICKNESS1.5/5.5 mm	2	
8	507611025	SCREW-HFS,M8-1.25X25,10.9,YZ,D6921,FT	2	
9	69759001	LOCK NUT-#8-32 NYLON INSERT PL	4	
10	700000052	6 WAY PLUG - DT SERIES	1	
11	700000053	6 CONTACT PLUG - WEDGE LOCK	1	
12	700000201	ROCKER SWITCH - 1 POLE ON/OFF/ON 3 POS.	2	
13	700IG139	DECAL - CONTROL PANEL TIER 4 DELUXE	1	
14	94201001	PLUG - SEALING (12-16)	6	

Provided for Free by Trenchwell.com
Shop Aftermarket Parts

Control Panel - 2.9L T4 Deluxe - Deutz (SN 22882-28849)

Fig 14-05R01

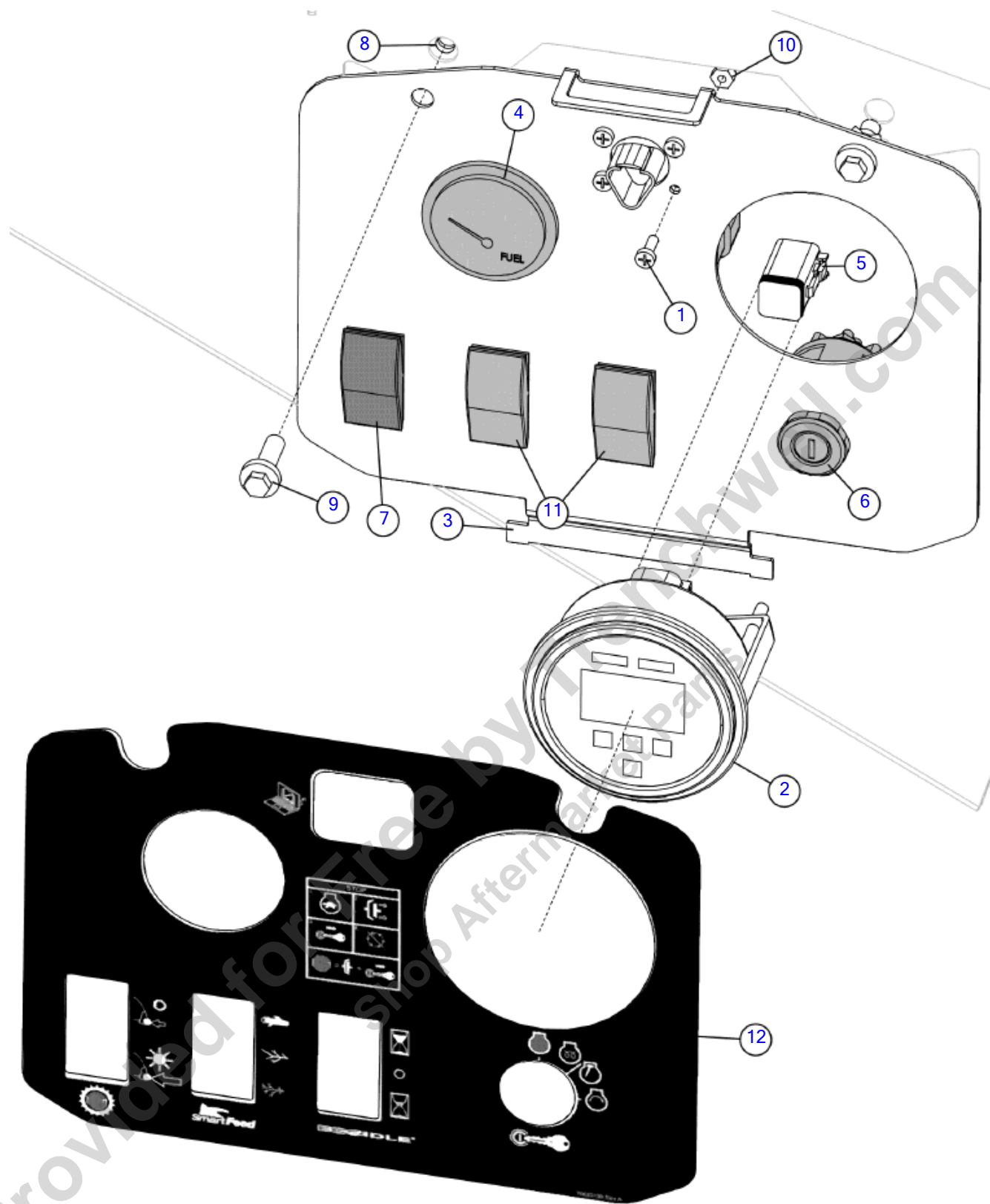


Illustration No. 180023281- Not For Ordering

Control Panel - 2.9L T4 Deluxe - Deutz (SN 22882-28849)

Fig 14-05R01

REF NO.	PART NO.	DESCRIPTION	QTY.	REMARKS
1	130745083	SCREW - MCH-8-32 X .50-PHILLIPS-CZ	4	
2	163673229	GUAGE 3" J1939 DISPLAY MFD DEUTZ SOFTWARE	1	
3	163733589	PANEL - CONTROLS, DELUXE BC1000XL T4F DEEP	1	
4	180006555	GAUGE FUEL MAXIMA	1	
5	180012442	PLUG-DEUTSCH W/FILLED SEAL	1	
6	163673758	SWITCH-KEY 3 POS FOUR TERMINAL	1	
7	257541001	SWITCH-SPDT 3 POSITION MOM	1	
8	506656008	NUT-U CLIP, M8-1.25, PANEL THICKNESS1.5/5.5 mm	2	
9	507611025	SCREW-HFS,M8-1.25X25,10.9,YZ,D6921,FT	2	
10	69759001	LOCK NUT-#8-32 NYLON INSERT PL	4	
11	700000201	ROCKER SWITCH - 1 POLE ON/OFF/ON 3 POS.	2	
12	700IG139	DECAL - CONTROL PANEL TIER 4 DELUXE	1	

Provided for Free by Trenchwell.com
Shop Aftermarket Parts

Control Panel - 2.9L T4 Deluxe - Deutz (SN 28850-)

Fig 14-05R02

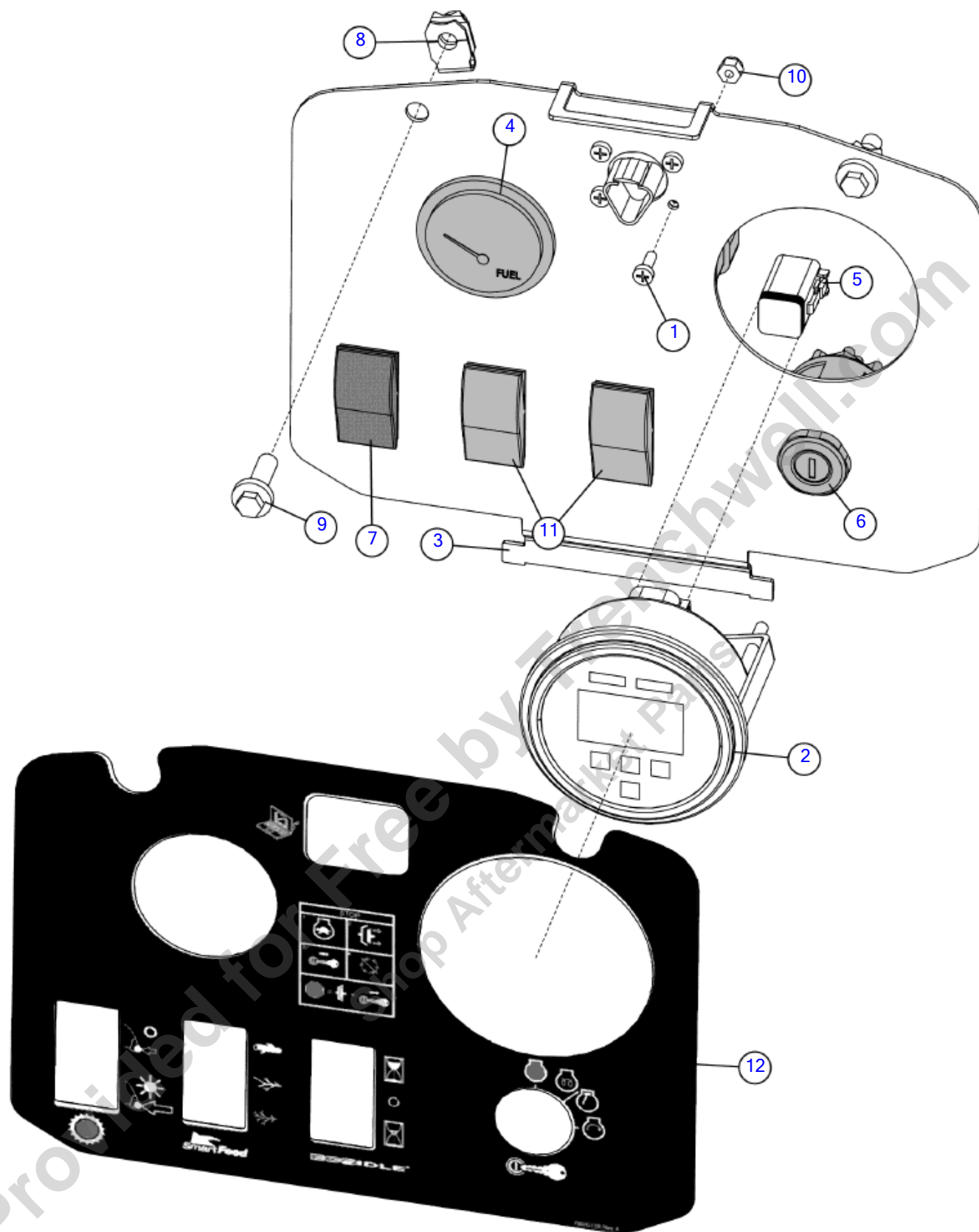


Illustration No. 180023281- Not For Ordering

Control Panel - 2.9L T4 Deluxe - Deutz (SN 28850-)

Fig 14-05R02

REF NO.	PART NO.	DESCRIPTION	QTY.	REMARKS
1	130745083	SCREW - MCH-8-32 X .50-PHILLIPS-CZ	4	
2	296521338	3" J1939 MFD DEUTZ REV B	1	
3	163733589	PANEL - CONTROLS, DELUXE BC1000XL T4F DEEP	1	
4	180006555	GAUGE FUEL MAXIMA	1	
5	180012442	PLUG-DEUTSCH W/FILLED SEAL	1	
6	163673758	SWITCH-KEY 3 POS FOUR TERMINAL	1	
7	257541001	SWITCH-SPDT 3 POSITION MOM	1	
8	506656008	NUT-U CLIP, M8-1.25, PANEL THICKNESS1.5/5.5 mm	2	
9	507611025	SCREW-HFS,M8-1.25X25,10.9,YZ,D6921,FT	2	
10	69759001	LOCK NUT-#8-32 NYLON INSERT PL	4	
11	700000201	ROCKER SWITCH - 1 POLE ON/OFF/ON 3 POS.	2	
12	700IG139	DECAL - CONTROL PANEL TIER 4 DELUXE	1	

Provided for Free by Trenchwell.com
Shop Aftermarket Parts

Control Panel - 2.9L T4 Standard Deutz
Fig 14-05X01

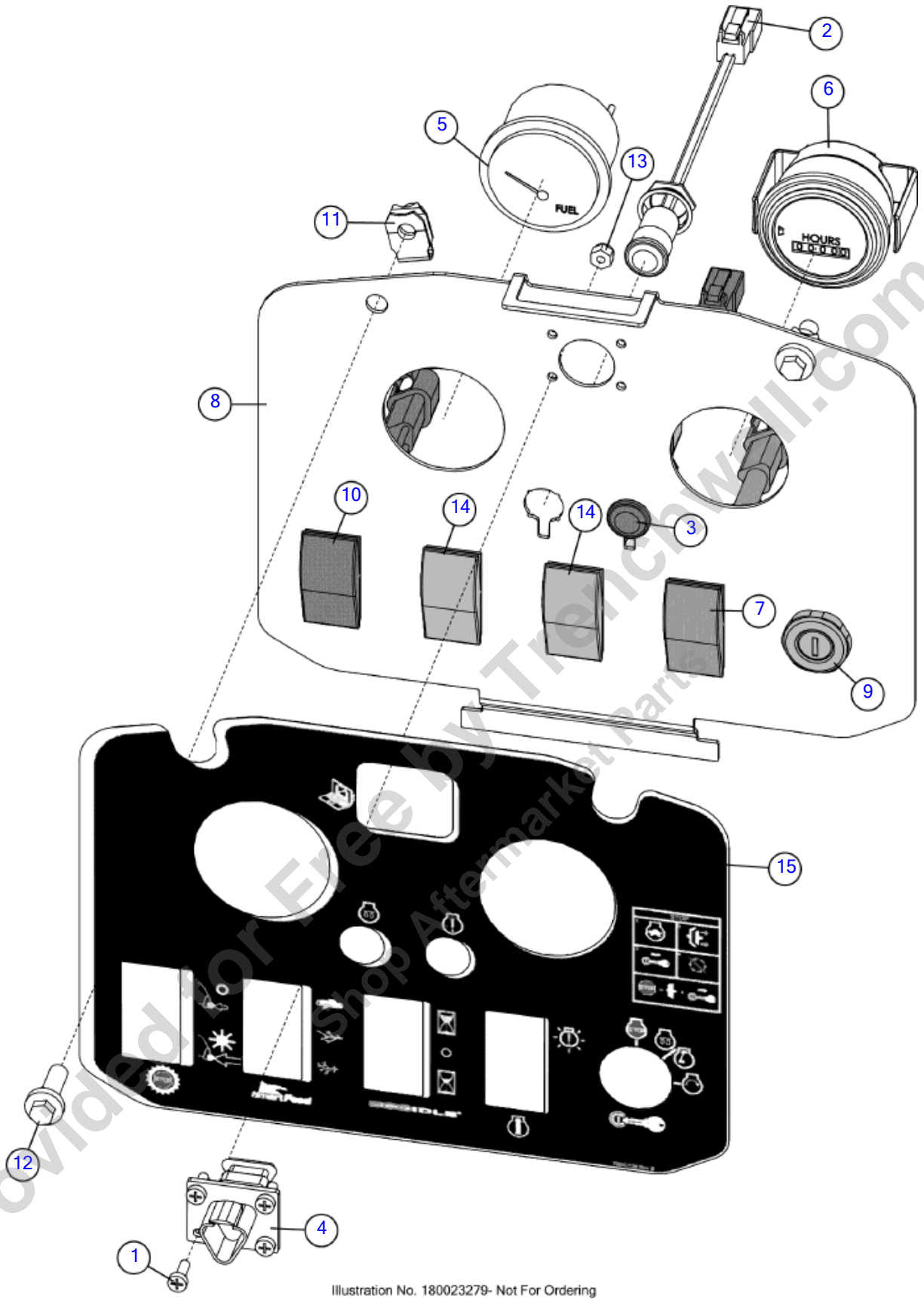


Illustration No. 180023279- Not For Ordering

Control Panel - 2.9L T4 Standard Deutz

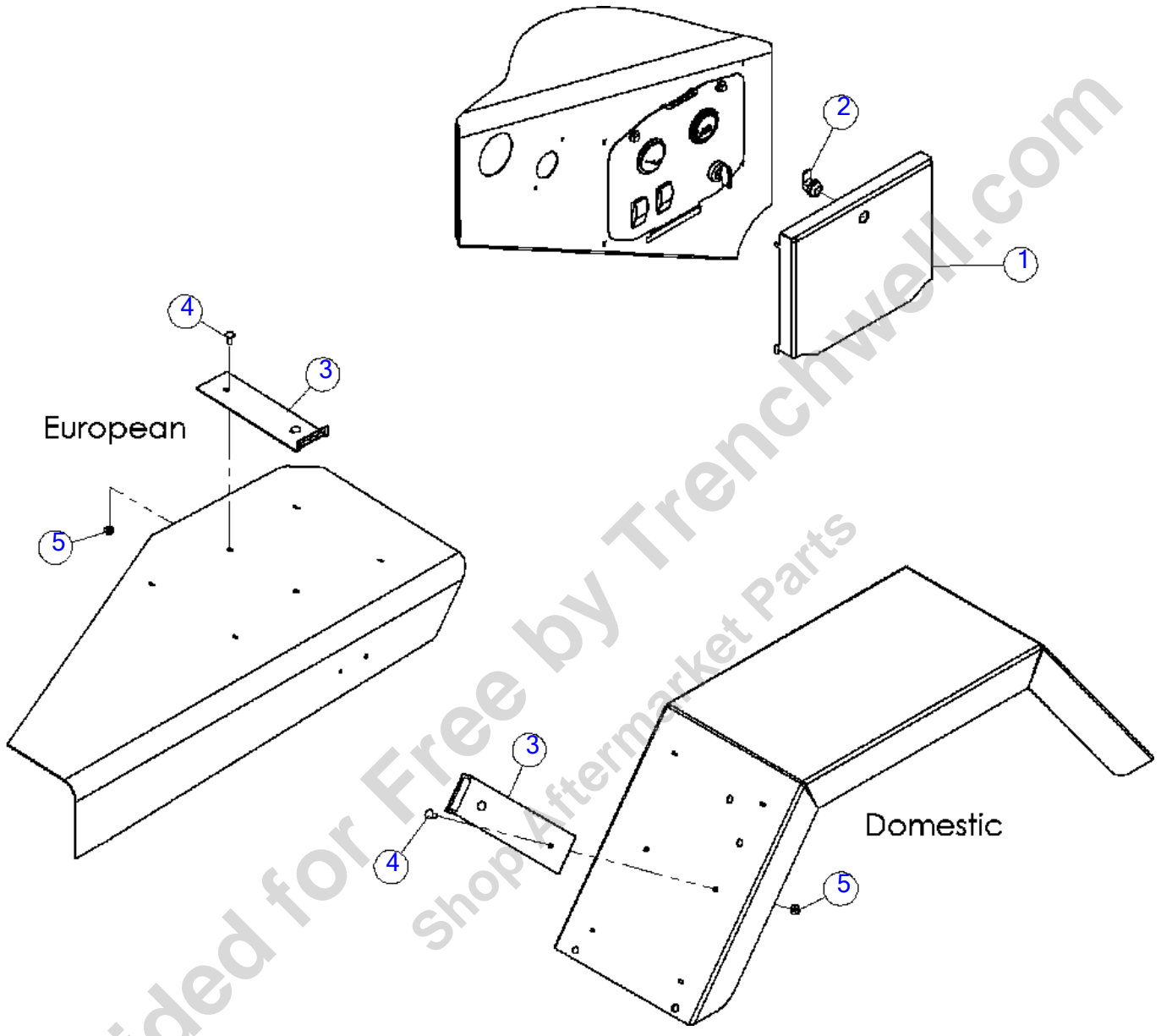
Fig 14-05X01

REF NO.	PART NO.	DESCRIPTION	QTY.	REMARKS
1	130745083	SCREW - MCH-8-32 X .50-PHILLIPS-CZ	4	
2	163647171	LIGHT-WHITE LED WITH PIGTAILED DT06-2S	1	
3	163647173	LIGHT-AMBER LED WITH PIGTAILED DT06-2S	1	
4	163659004	3 WAY RECEPTACLE - DT SERIES	1	
5	180006555	GAUGE FUEL MAXIMA	1	
6	180006564	GAUGE-HOUR METER MAXIMA	1	
7	180009298	SWITCH - SPST ON-OFF ROCKER	1	
8	180023278	PANEL - CONTROLS, STANDARD BC1000XL T4F	1	
9	163673758	SWITCH-KEY 3 POS FOUR TERMINAL	1	
10	257541001	SWITCH-SPDT 3 POSITION MOM	1	
11	506656008	NUT-U CLIP, M8-1.25, PANEL THICKNESS1.5/5.5 mm	2	
12	507611025	SCREW-HFS,M8-1.25X25,10.9,YZ,D6921,FT	2	
13	69759001	LOCK NUT-#8-32 NYLON INSERT PL	4	
14	700000201	ROCKER SWITCH - 1 POLE ON/OFF/ON 3 POS.	2	
15	700IG138	DECAL - CONTROL PANEL TIER 4 STD	1	

Provided for Free by Trenchwell.com
Shop Aftermarket Parts

Vandal Cover (SN 19200-22881)

Fig 14-06



Vandal Cover (SN 19200-22881)

Fig 14-06

REF NO.	PART NO.	DESCRIPTION	QTY.	REMARKS
1	180013549	SHIELD - BC1000XL VANDAL COVER	1	
2	153898001	LOCK - CAM	1	
3	163670124	PANEL-VANDAL LOCK	1	
4	508484016	BOLT-CARG, M6-1.00X16 SHORTSQ.,8.8,YZ,ISO8678,FT.	2	
5	507085006	NUT-HEXFLNG LOCK,M6-1.00,10.9,YZ,D6927	2	

Provided for Free by Trenchwell.com
Shop Aftermarket Parts

Vandal Cover (SN 22882-)

Fig 14-06R01

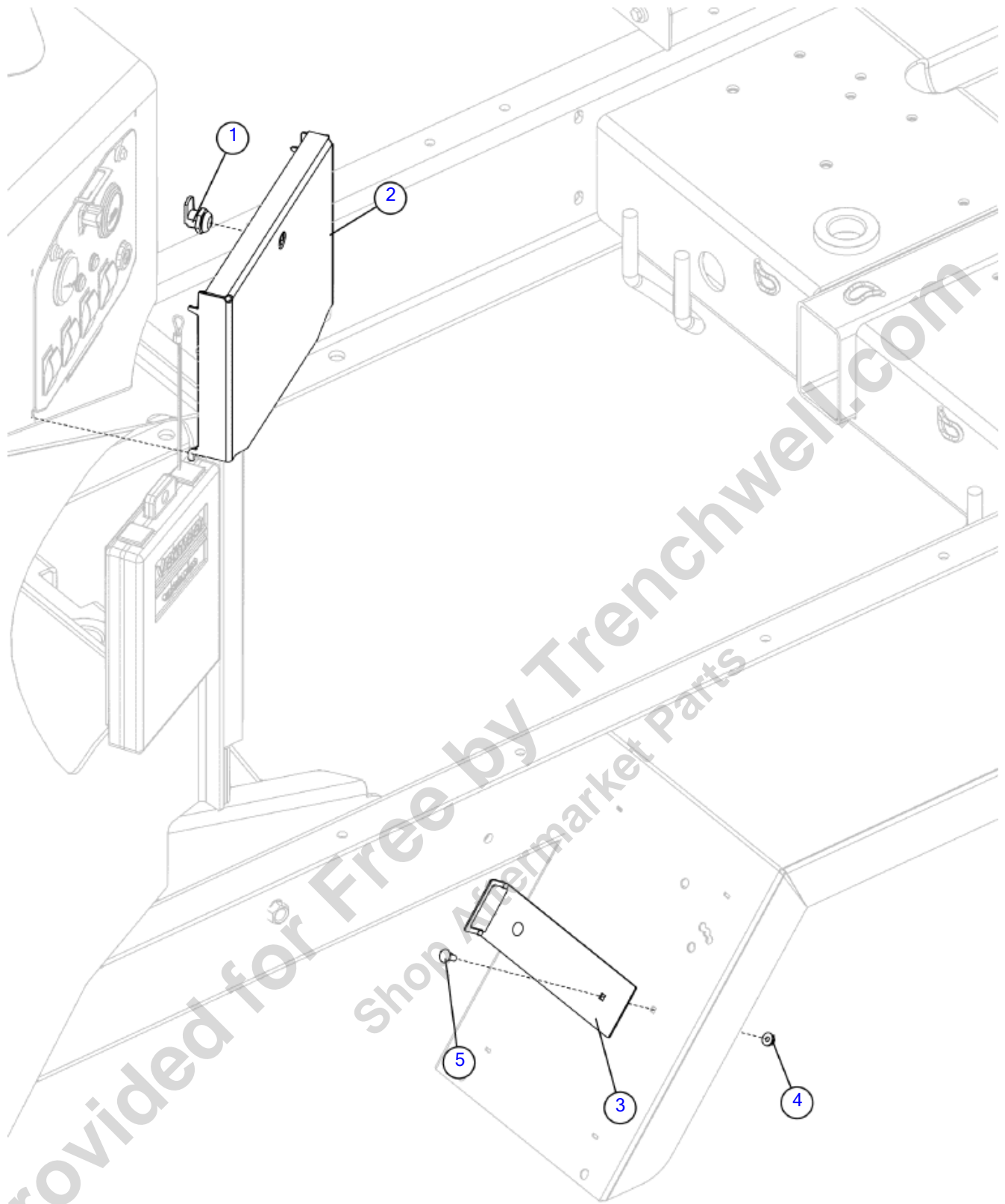


Illustration No. 180013550- Not For Ordering

Vandal Cover (SN 22882-)

Fig 14-06R01

REF NO.	PART NO.	DESCRIPTION	QTY.	REMARKS
1	153898001	LOCK - CAM	1	
2	163733585	SHIELD - VANDAL COVER DEEP	1	
3	163733664	PANEL-VANDAL LOCK TALL	1	
4	507085006	NUT-HEXFLNG LOCK,M6-1.00,10.9,YZ,D6927	2	
5	508484016	BOLT-CARG, M6-1.00X16 SHORTSQ.,8.8,YZ,ISO8678,FT.	2	

Provided for Free by Trenchwell.com
Shop Aftermarket Parts

Electrical Components - Gas (SN 19200-20821)

Fig 14-07

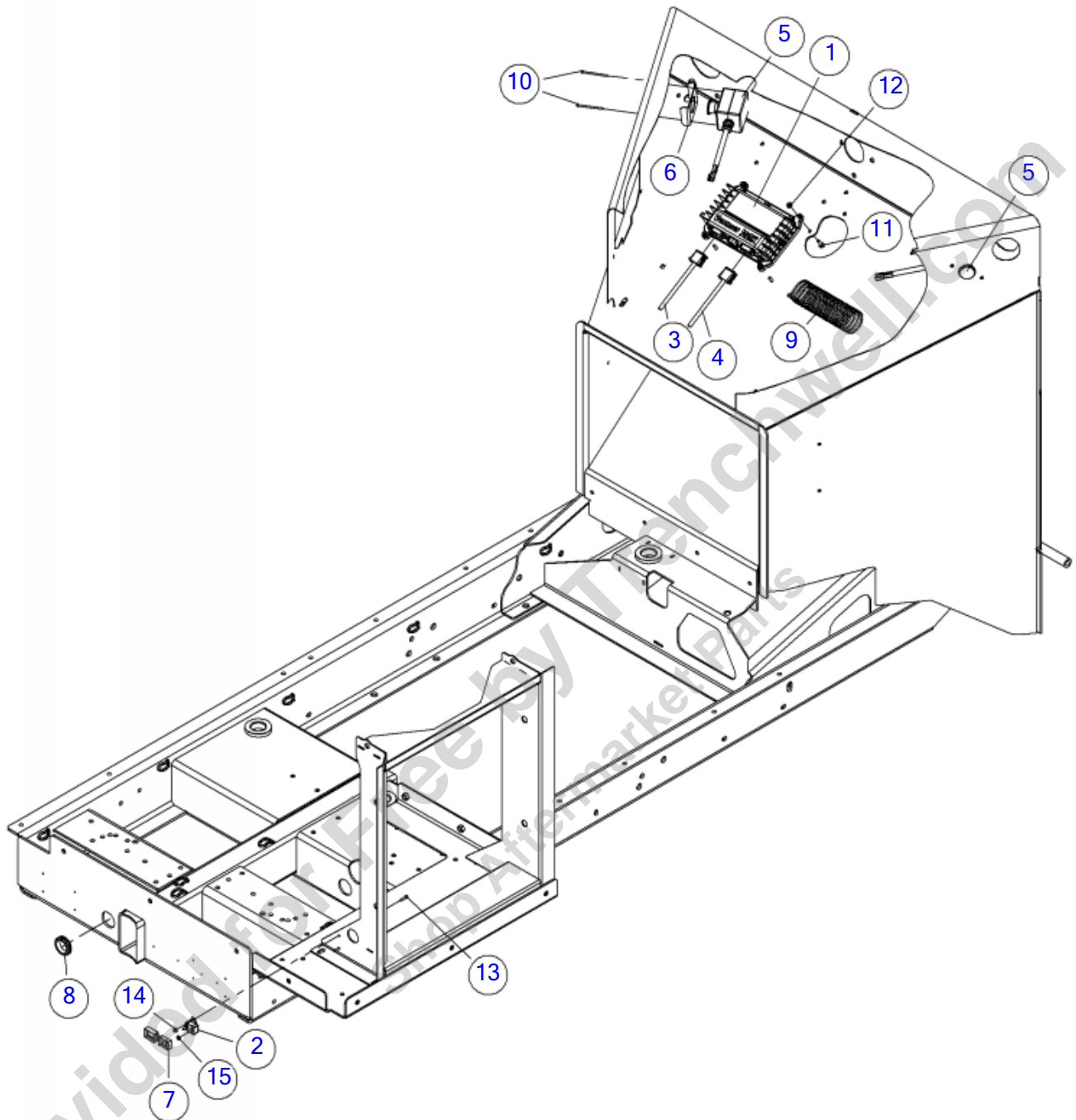


Illustration No: 163697291 - Not For Ordering

Electrical Components - Gas (SN 19200-20821)

Fig 14-07

REF NO.	PART NO.	DESCRIPTION	QTY.	REMARKS
1	296365161	ASM - CB02 BC1000XL GM 74 HP GAS CONTROLLER	1	
2	64075001	BREAKER-30A 121 A 30-A 2 P-00-KA	1	
3	180012465	HARNESS-BC1000XL T3	1	
4	163673164	BC1000XL GAS HARNESS FRONT	1	
5	IK011622	SWITCH-SQUARE D MOM SPST NO W/2 PIN KIT	2	
5	(163627826)	SWITCH-SQUARE D MOM SPST NO W/2 PIN BOX	2	
6	163627838	BRACKET-HOLD TO RUN SPACER	2	
7	285930001	PROTECTOR - CIRCUIT BREAKER	1	
8	1865055	GROMMET-1 1/2 IDX1 3/4 OD 1/4G	1	
9	59634001	SINGLE NYTIE - 8"	16	
10	163627849	SCREW-WOOD-#8-12X2.75-GR2-CZ-PPH	4	
11	508484025	BOLT-CARG,M6-1.00X25 SHORT SQ.,8.8,YZ,ISO8678MFT,	4	
12	507085006	NUT-HEXFLNG LOCK,M6-1.00,10.9,YZ,D6927	4	
13	506030020	SCREW-HCS,M5-.80X20,8.8,YZ,D933,FT	2	
14	507085005	NUT-HEXFLNG LOCK,M5-.80,10.9,YZ,D6927	2	
15	507090006	NUT-HEX,M6-1.00,CL10,YZ,ISO4032	2	

Provided for Free by Trenchwell.com
Shop Aftermarket Parts

Electrical Components - Gas (SN 20822-22305)

Fig 14-07R01

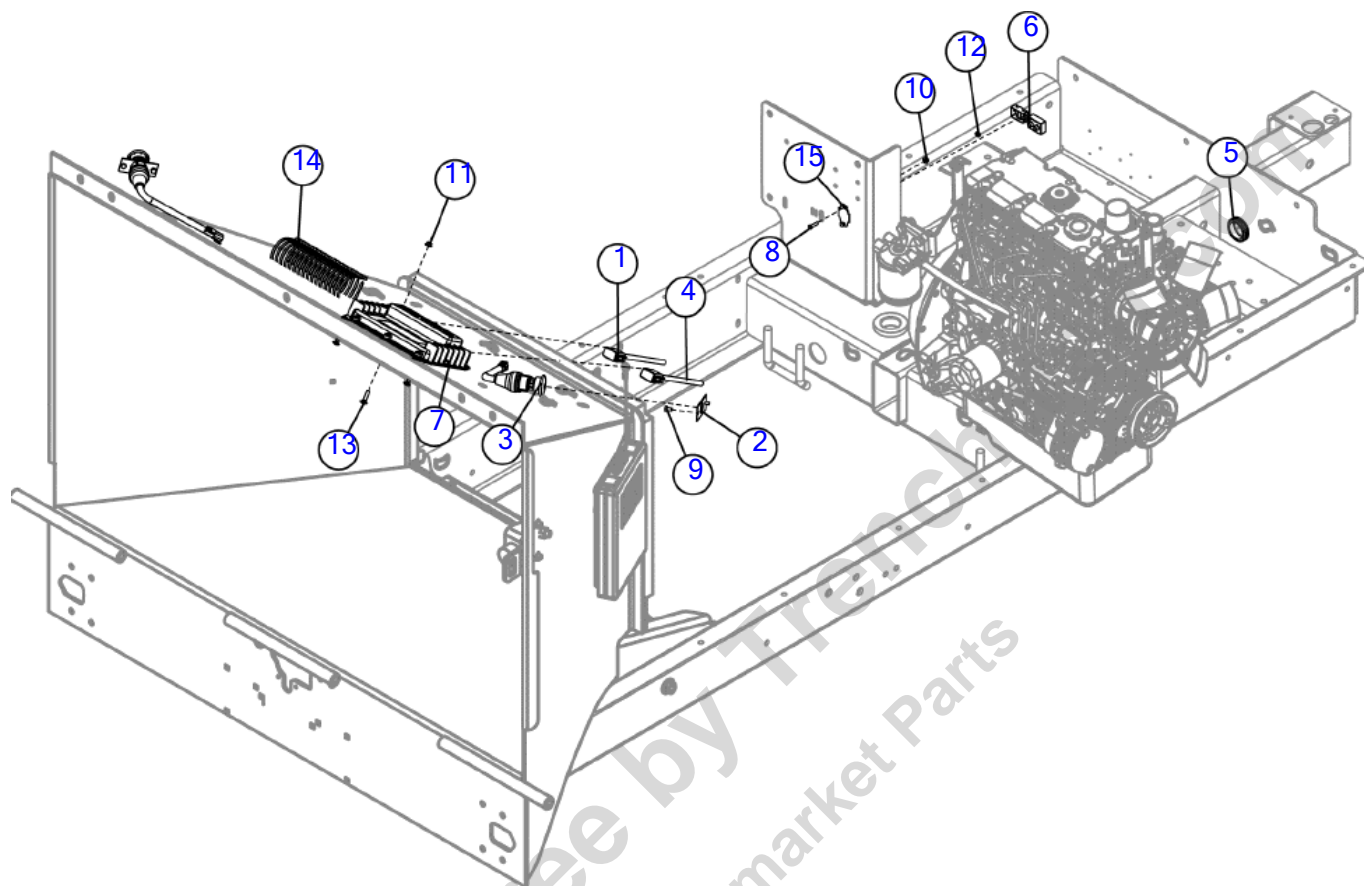


Illustration No. 163697291- Not For Ordering

Electrical Components - Gas (SN 20822-22305)

Fig 14-07R01

REF NO.	PART NO.	DESCRIPTION	QTY.	REMARKS
1	163673164	BC1000XL GAS HARNESS FRONT	1	
2	163713371	PLATE, HOLD TO RUN SWITCH	2	
3	163713746	SWITCH - HOLD TO RUN	2	
4	180012465	HARNESS-BC1000XL T3	1	
5	1865055	GROMMET-1 1/2 IDX1 3/4 OD 1/4G	1	
6	285930001	PROTECTOR - CIRCUIT BREAKER	1	
7	296365161	ASM - CB02 BC1000XL GM 74 HP GAS CONTROLLER	1	
8	506030020	SCREW,HCS,M5,.80X20,8.8,YZ,D933,FT	2	
9	506031010	SCREW-HCS,M6-1.00X10,8.8,YZ,D933,FT	4	
10	507085005	NUT-HEXFLNG LOCK,M5-.80,10.9,YZ,D6927	2	
11	507085006	NUT-HEXFLNG LOCK,M6-1.00,10.9,YZ,D6927	4	
12	507090006	NUT-HEX,M6-1.00,CL10,YZ,ISO4032	2	
13	508484025	BOLT-CARG,M6-1.00X25 SHORT SQ.,8.8,YZ,ISO8678MFT,	4	
14	59634001	SINGLE NYTIE - 8"	16	
15	64075001	BREAKER-30A 121 A 30-A 2 P-00-KA	1	

Provided for Free by Trenchwell.com
Shop Aftermarket Parts

Electrical Components - Gas (SN 22306-28219)

Fig 14-07R02

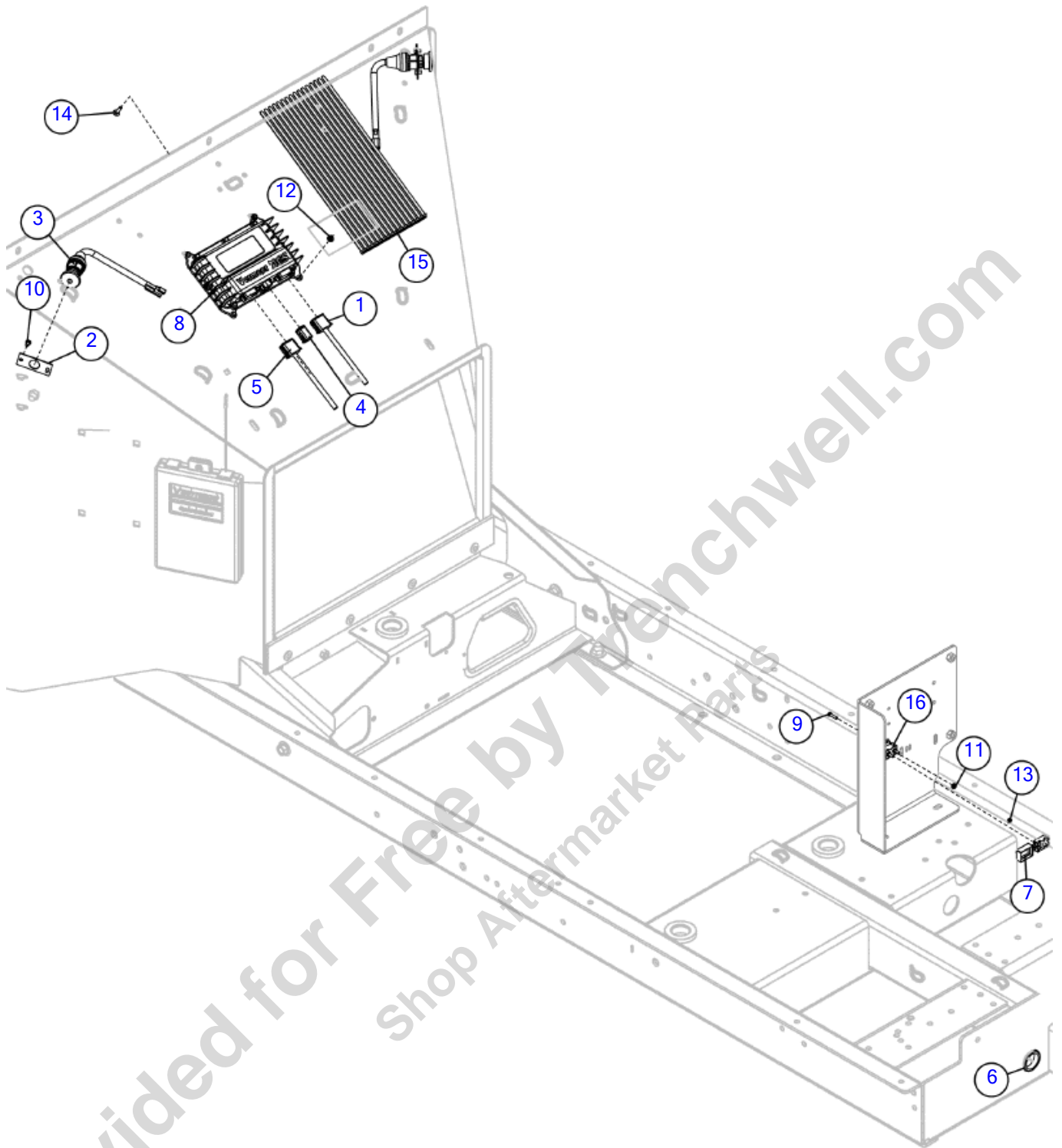


Illustration No. 163697291- Not For Ordering

Electrical Components - Gas (SN 22306-28219)

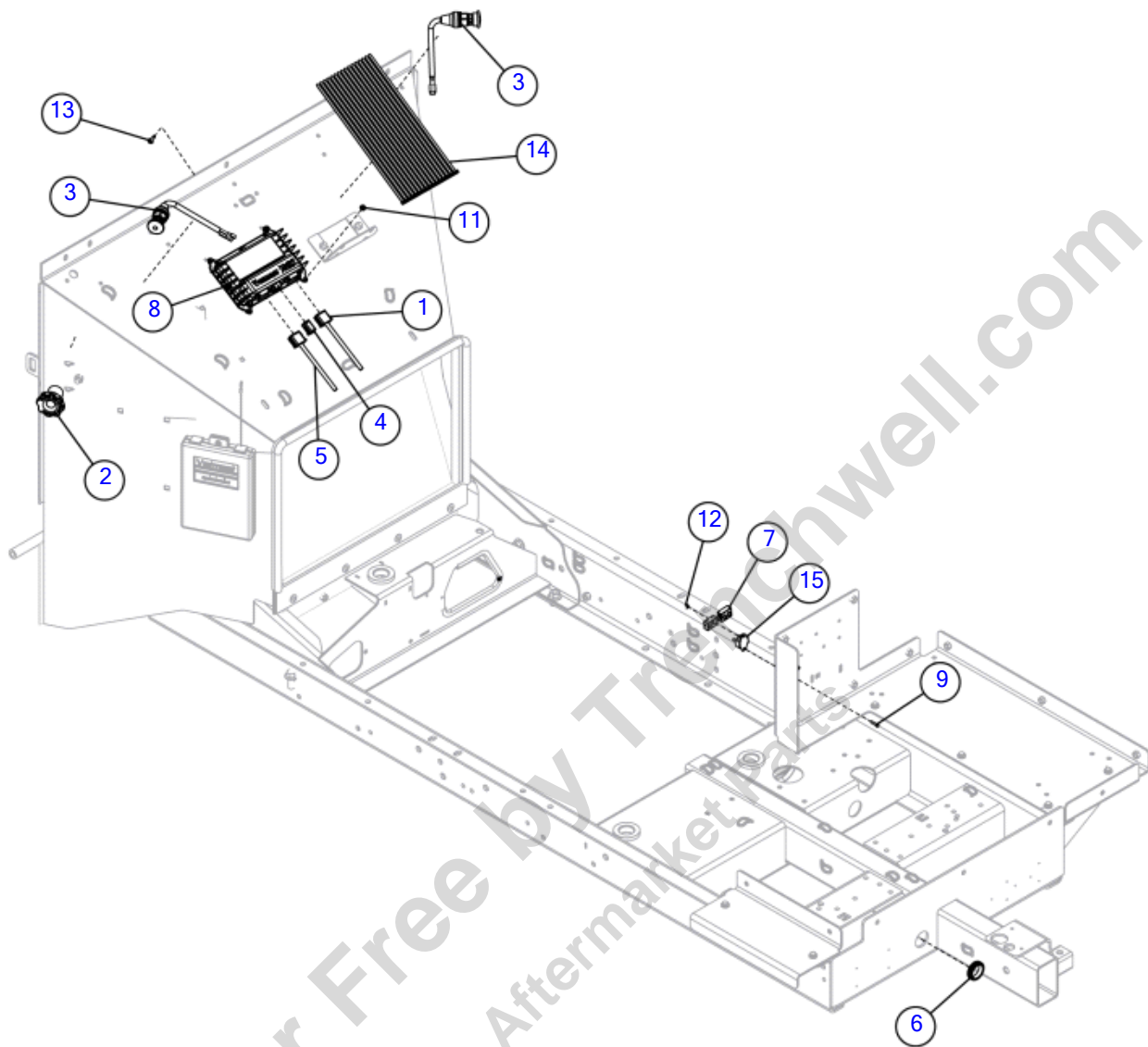
Fig 14-07R02

REF NO.	PART NO.	DESCRIPTION	QTY.	REMARKS
1	163673405	HARNESS-BC1000XL 3.0L GAS/PROPANE	1	
2	163713371	PLATE, HOLD TO RUN SWITCH	2	
3	163713746	SWITCH - HOLD TO RUN	2	
4	180012442	PLUG-DEUTSCH W/FILLED SEAL	1	
5	180012465	HARNESS-BC1000XL T3	1	
6	1865055	GROMMET-1 1/2 IDX1 3/4 OD 1/4G	1	
7	285930001	PROTECTOR - CIRCUIT BREAKER	1	
8	296365161	ASM - CB02 BC1000XL GM 89HP GAS CONTROLLER TC	1	
9	506030020	SCREW,HCS,M5,.80X20,8.8,YZ,D933,FT	2	
10	506031010	SCREW-HCS,M6-1.00X10,8.8,YZ,D933,FT	4	
11	507085005	NUT GB/T 6177.1 M5-GR8	2	
12	507085006	NUT-HEXFLNG LOCK,M6-1.00,10.9,YZ,D6927	4	
13	507090006	NUT-HEX,M6-1.00,CL10,YZ,ISO4032	2	
14	508484025	BOLT-CARG,M6-1.00X25 SHORT SQ.,8.8,YZ,ISO8678MFT,	4	
15	58151001	STRAP-CABLE TIE-T120R-0 15"	16	
16	64075001	BREAKER-30A 121 A 30-A 2 P-00-KA	1	

Provided for Free by Trenchwell.com
Shop Aftermarket Parts

Electrical Components - Gas (SN 28220-)

Fig 14-07R03



Electrical Components - Gas (SN 28220-)

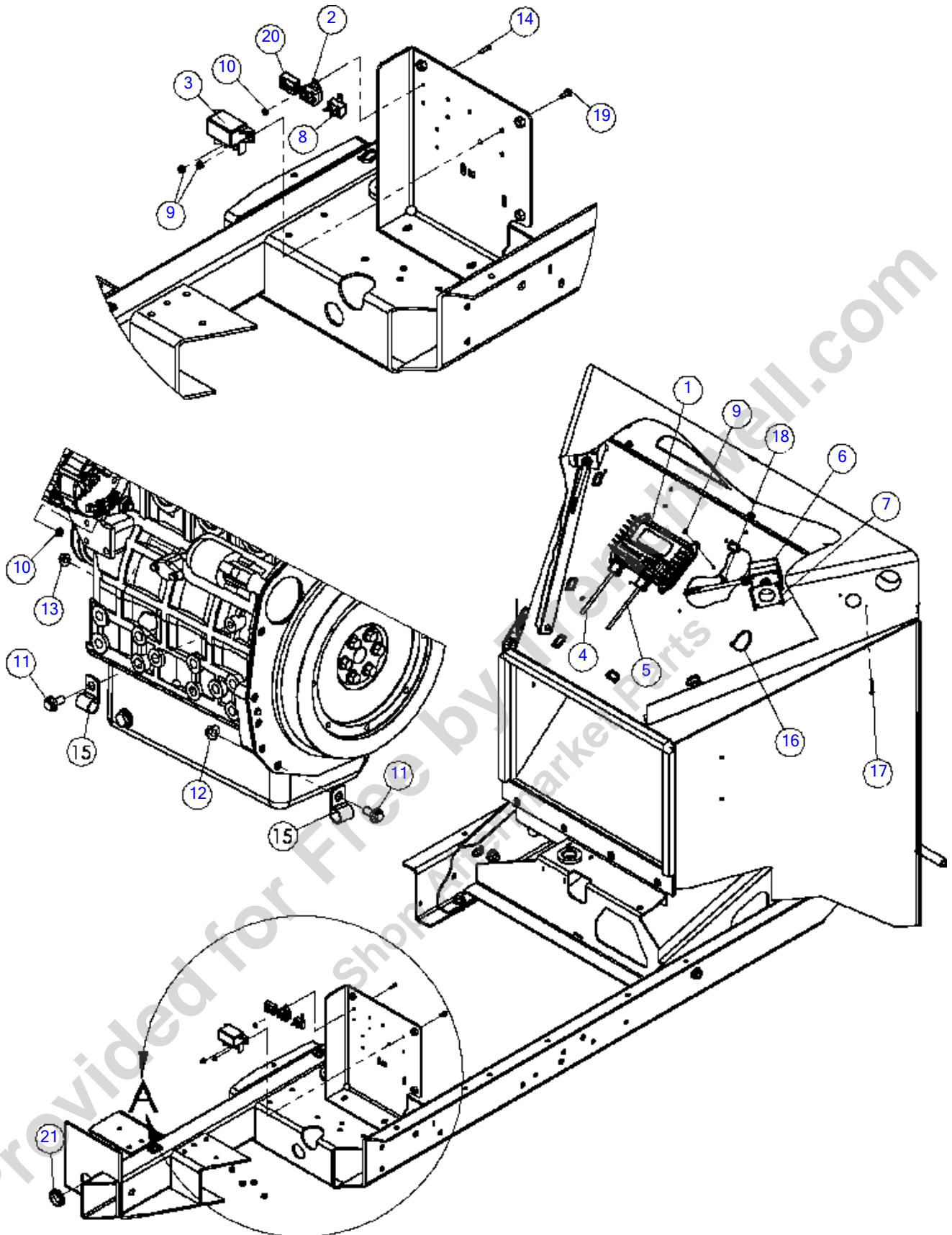
Fig 14-07R03

REF NO.	PART NO.	DESCRIPTION	QTY.	REMARKS
1	163673405	HARNESS-BC1000XL 3.0L GAS/PROPANE	1	
2	163709836	SOCKET- HOLD TO RUN BUTTON INSTALLATION TOOL	1	For Reference Only
3	163713746	SWITCH - HOLD TO RUN	2	
4	180012442	PLUG-DEUTSCH W/FILLED SEAL	1	
5	180012465	HARNESS-BC1000XL T3	1	
6	1865055	GROMMET-1 1/2 IDX1 3/4 OD 1/4G	1	
7	285930001	PROTECTOR - CIRCUIT BREAKER	1	
8	296365161	ASM - CB02 BC1000XL GM 89HP GAS CONTROLLER TC	1	
9	506030020	SCREW,HCS,M5,.80X20,8.8,D933,FT	2	
10	507085005	NUT GB/T 6177.1 M5-GR8	2	
11	507085006	NUT-HEXFLNG LOCK,M6-1.00,10.9,D6927	4	
12	507090006	NUT-HEX,M6-1.00,CL10,ISO4032	2	
13	508484025	BOLT-CARG,M6-1.00X25 SHORT SQ.,8.8,ISO8678MFT,	4	
14	58151001	STRAP-CABLE TIE-T120R-0 15"	16	
15	64075001	BREAKER-30A 121 A 30-A 2 P-00-KA	1	

Provided for Free by Trenchwell.com
Shop Aftermarket Parts

Electrical Components - Cat (SN 19200-20881)

Fig 14-08



Electrical Components - Cat (SN 19200-20881)

Fig 14-08

REF NO.	PART NO.	DESCRIPTION	QTY.	REMARKS
1	296330647	ASM, BC1000XL 49HP CB02	1	
2	64075001	BREAKER-30A 121 A 30-A 2 P-00-KA	1	
3	163644693	RELAY-BOSCH HIGH CURRENT	1	
4	180012465	HARNESS-BC1000XL T3	1	
5	163672188	HARNESS-BC1000XL 49 T4A FRONT	1	
6	IK011622	SWITCH-SQUARE D MOM SPST NO W/2 PIN KIT	2	
6	(163627826)	SWITCH-SQUARE D MOM SPST NO W/2 PIN BOX	2	
7	163627838	BRACKET-HOLD TO RUN SPACER	2	
8	285634001	BREAKER - 50 AMP	1	
9	507085006	NUT-HEXFLNG LOCK,M6-1.00,10.9,YZ,D6927	8	
10	507085005	NUT-HEXFLNG LOCK,M5-.80,10.9,YZ,D6927	6	
11	507612020	SCREW-HFS,M10-1.50X20,10.9,YZ,ANSI,B18.2.3.9M,FT	2	
12	507085010	NUT-HEXFLNG LOCK, M10-1.50,10.9,YZ,D6927	1	
13	507085008	NUT-HEXFLNG LOCK,M8-1.25,10.9,YZ,D6927	1	
14	506030020	SCREW-HCS,M5-.80X20,8.8,YZ,D933,FT	4	
15	2595019	CLAMP-HOSE, 3/4" W/ 17/32 HOLE, VINYL	2	
16	59634001	SINGLE NYTIE - 8"	A/R	Qty. 1 = 1
17	163627849	SCREW-WOOD-#8-12X2.75-GR2-CZ-PPH	4	
18	508484025	BOLT-CARG,M6-1.00X25 SHORT SQ.,8.8,YZ,ISO8678MFT,	4	
19	507610016	SCREW-HFS,M6-1.00X16,10.9,YZ,D6921,FT	2	
20	285930001	PROTECTOR - CIRCUIT BREAKER	2	
21	1865055	GROMMET-1 1/2 IDX1 3/4 OD 1/4G	1	

Electrical Components - Cat (SN 20822-28219)

Fig 14-08R01

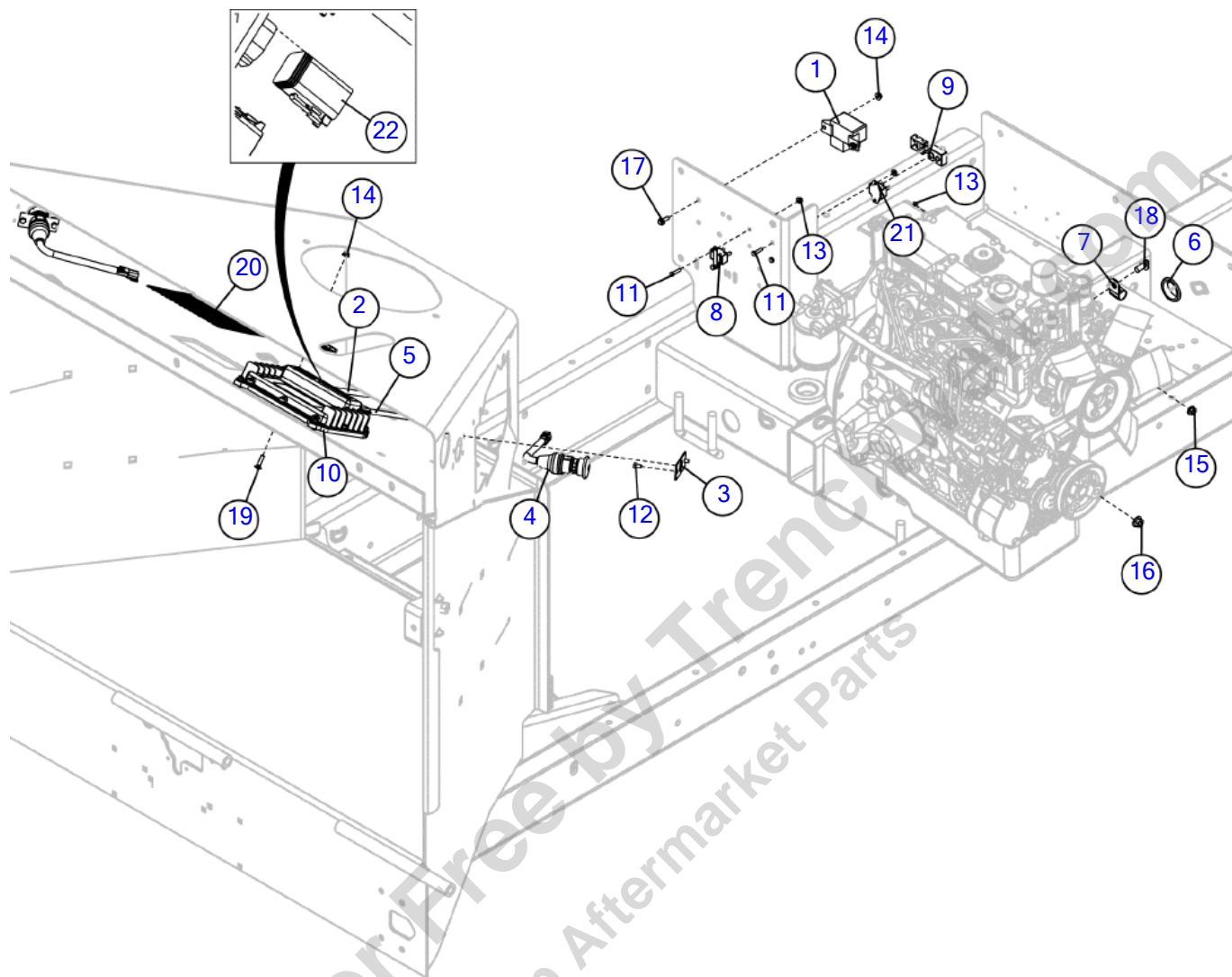


Illustration No. 163672179- Not For Ordering

Electrical Components - Cat (SN 20822-28219)

Fig 14-08R01

REF NO.	PART NO.	DESCRIPTION	QTY.	REMARKS
1	163644693	RELAY-BOSCH HIGH CURRENT	1	
2	163672188	HARNESS-BC1000XL 49 T4A FRONT	1	
3	163713371	PLATE, HOLD TO RUN SWITCH	2	
4	163713746	SWITCH - HOLD TO RUN	2	
5	180012465	HARNESS-BC1000XL T3	1	
6	1865055	GROMMET-1 1/2 IDX1 3/4 OD 1/4G	1	
7	2595019	CLAMP-HOSE, 3/4in W/ 17/32 HOLE, VINYL	2	
8	285634001	BREAKER - 50 AMP	1	
9	285930001	PROTECTOR - CIRCUIT BREAKER	2	
10	296330647	ASM, BC1000XL 49HP CB02	1	
11	506030020	SCREW,HCS,M5,.80X20,8.8,YZ,D933,FT	4	
12	506031010	SCREW-HCS,M6-1.00X10,8.8,YZ,D933,FT	4	
13	507085005	NUT-HEXFLNG LOCK,M5-.80,10.9,YZ,D6927	6	
14	507085006	NUT-HEXFLNG LOCK,M6-1.00,10.9,YZ,D6927	8	
15	507085008	NUT-HEXFLNG LOCK,M8-1.25,10.9,YZ,D6927	1	
16	507085010	NUT-HEXFLNG LOCK, M10-1.50,10.9,YZ,D6927	1	
17	507610016	SCREW-HFS,M6-1.00X16,10.9,YZ,D6921,FT	2	
18	507612020	SCREW-HFS,M10-1.50X20,10.9,YZ,ANSI,B18.2.3.9M,FT	2	
19	508484025	BOLT-CARG,M6-1.00X25 SHORT SQ.,8.8,YZ,ISO8678MFT,	4	
20	58151001	STRAP-CABLE TIE-T120R-0 15"	16	
21	64075001	BREAKER-30A 121 A 30-A 2 P-00-KA	1	
22	180012442	PLUG-DEUTSCH W/FILLED SEAL	1	

Electrical Components - Cat (SN 28220-)

Fig 14-08R02

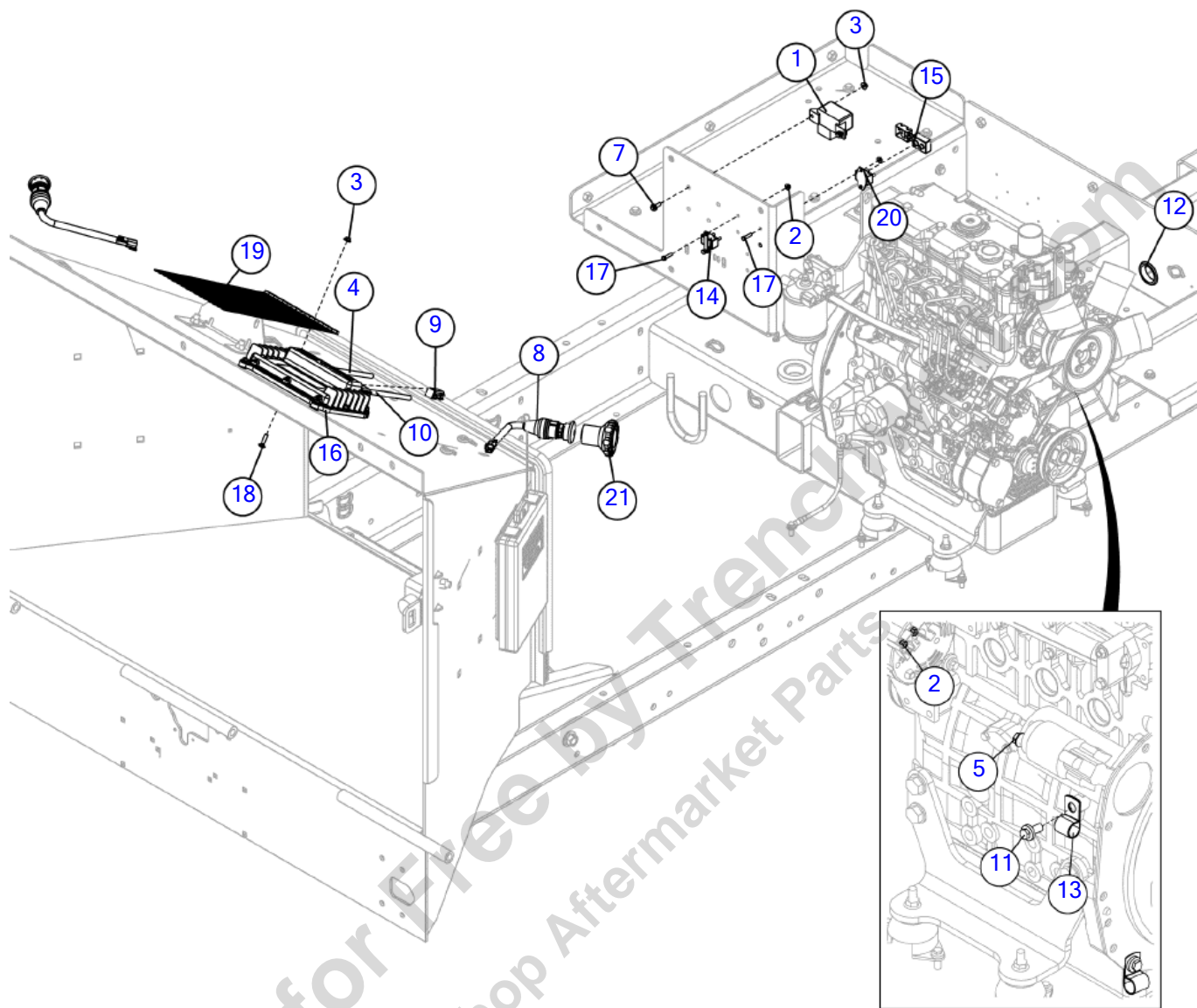


Illustration No. 163672179- Not For Ordering

Electrical Components - Cat (SN 28220-)

Fig 14-08R02

REF NO.	PART NO.	DESCRIPTION	QTY.	REMARKS
1	163644693	RELAY-BOSCH HIGH CURRENT	1	
2	507085005	NUT GB/T 6177.1 M5-GR8	6	
3	507085006	NUT-HEXFLNG LOCK,M6-1.00,10.9,YZ,D6927	8	
4	163672188	HARNESS-BC1000XL 49 T4A FRONT	1	
5	507085008	NUT-HEXFLNG LOCK,M8-1.25,10.9,YZ,D6927	1	
6	507085010	NUT-HEXFLNG LOCK, M10-1.50,10.9,YZ,D6927	1	
7	507610016	SCREW-HFS,M6-1.00X16,10.9,YZ,D6921,FT	2	
8	163713746	SWITCH - HOLD TO RUN	2	
9	180012442	PLUG-DEUTSCH W/FILLED SEAL	1	
10	180012465	HARNESS-BC1000XL T3	1	
11	507612020	SCREW-HFS,M10-1.50X20,10.9,YZ,ANSI,B18.2.3.9M,FT	2	
12	1865055	GROMMET-1 1/2 IDX1 3/4 OD 1/4G	1	
13	2595019	CLAMP-HOSE, 3/4in W/ 17/32 HOLE, VINYL	2	
14	285634001	BREAKER - 50 AMP	1	
15	285930001	PROTECTOR - CIRCUIT BREAKER	2	
16	296330647	ASM, BC1000XL 49HP CB02	1	
17	506030020	SCREW,HCS,M5,.80X20,8.8,YZ,D933,FT	4	
18	508484025	BOLT-CARG,M6-1.00X25 SHORT SQ.,8.8,YZ,ISO8678MFT,	4	
19	58151001	STRAP-CABLE TIE-T120R-0 15"	16	
20	64075001	BREAKER-30A 121 A 30-A 2 P-00-KA	1	
21	163709836	SOCKET- HOLD TO RUN BUTTON INSTALLATION TOOL	1	For Reference Only

Electrical Components - Cummins (SN 19200-20821)

Fig 14-09

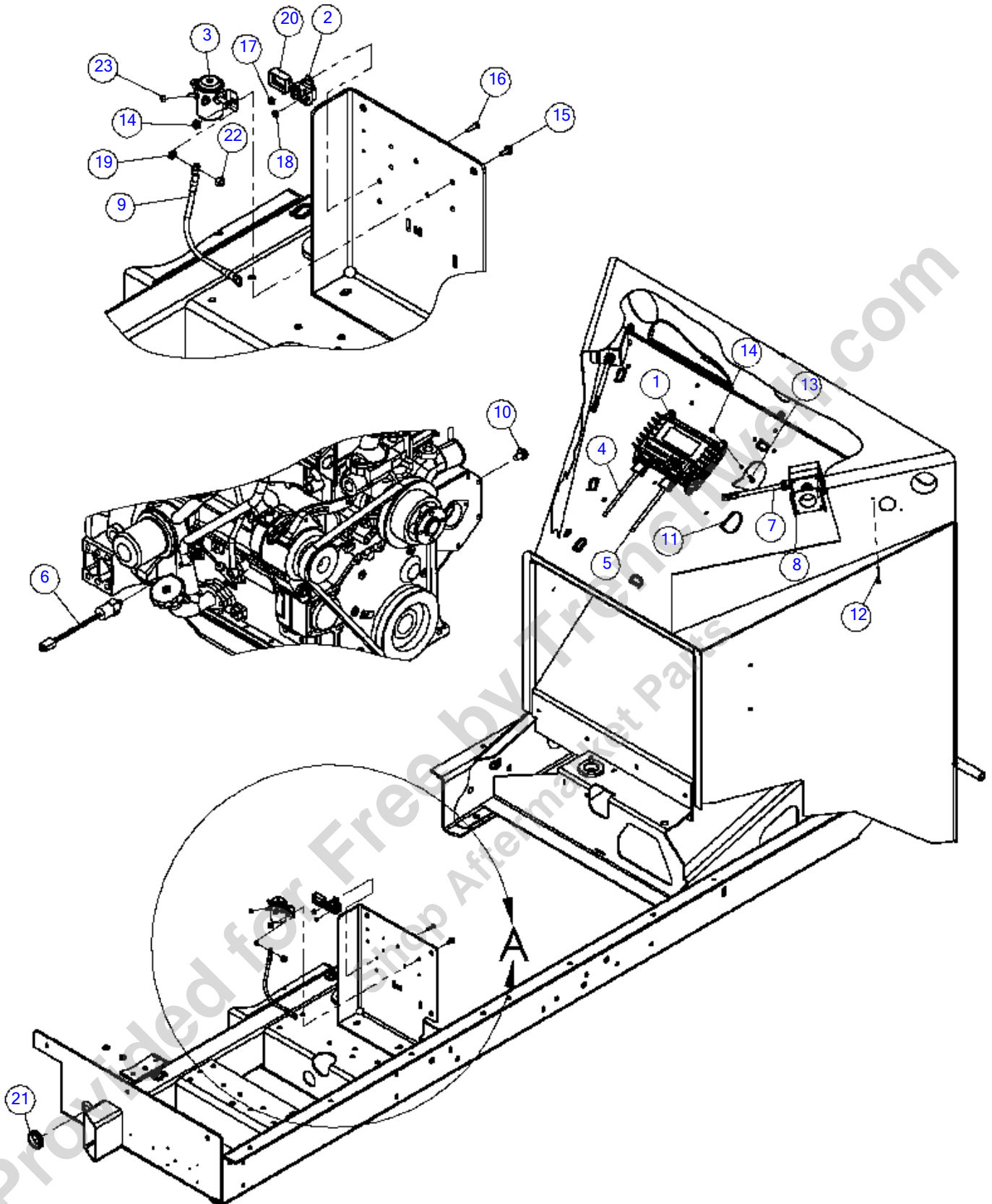


ILLUSTRATION NO: 163672055

Electrical Components - Cummins (SN 19200-20821)

Fig 14-09

REF NO.	PART NO.	DESCRIPTION	QTY.	REMARKS
1	296365277	ASM - CB02 BC1000XL GEN2	1	
2	64075001	BREAKER-30A 121 A 30-A 2 P-00-KA	1	
3	163667577	RELAY-12 VDC 200A CONT - 300A BREAK	1	
4	180012465	HARNESS-BC1000XL T3	1	
5	163667604	HARNESS-BC1000XL T3 FRONT	1	
6	163733319	SWITCH OIL PRESSURE	1	
6	(163644743)	SWITCH-PRESSURE,10 PSI FALLING	1	
7	IK011622	SWITCH-SQUARE D MOM SPST NO W/2 PIN KIT	2	
7	(163627826)	SWITCH-SQUARE D MOM SPST NO W/2 PIN BOX	2	
8	163627838	BRACKET-HOLD TO RUN SPACER	2	
9	163677003	CABLE-4 GA, 34", RD	1	
9	(180013287)	CABLE-4 GA,34",RD	1	
10	507612016	SCREW-HFS,M10-1.50X16,10.9,YZ,ANSI,B18.2.3.9M,FT	1	
11	59634001	SINGLE NYTIE - 8"	16	
12	163627849	SCREW-WOOD-#8-12X2.75-GR2-CZ-PPH	4	
13	508484025	BOLT-CARG,M6-1.00X25 SHORT SQ.,8.8,YZ,ISO8678MFT,	4	
14	507085006	NUT-HEXFLNG LOCK,M6-1.00,10.9,YZ,D6927	6	
15	507610016	SCREW-HFS,M6-1.00X16,10.9,YZ,D6921,FT	2	
16	506030020	SCREW-HCS,M5-.80X20,8.8,YZ,D933,FT	2	
17	507085005	NUT-HEXFLNG LOCK,M5-.80,10.9,YZ,D6927	2	
18	507090006	NUT-HEX,M6-1.00,CL10,YZ,ISO4032	2	
19	574001	NUT-HEX M8-1.25 CL8 YZ D934	2	
20	285930001	PROTECTOR - CIRCUIT BREAKER	1	
21	1865055	GROMMET-1 1/2 IDX1 3/4 OD 1/4G	1	

Electrical Components - Cummins (SN 20822-21030)

Fig 14-09R01

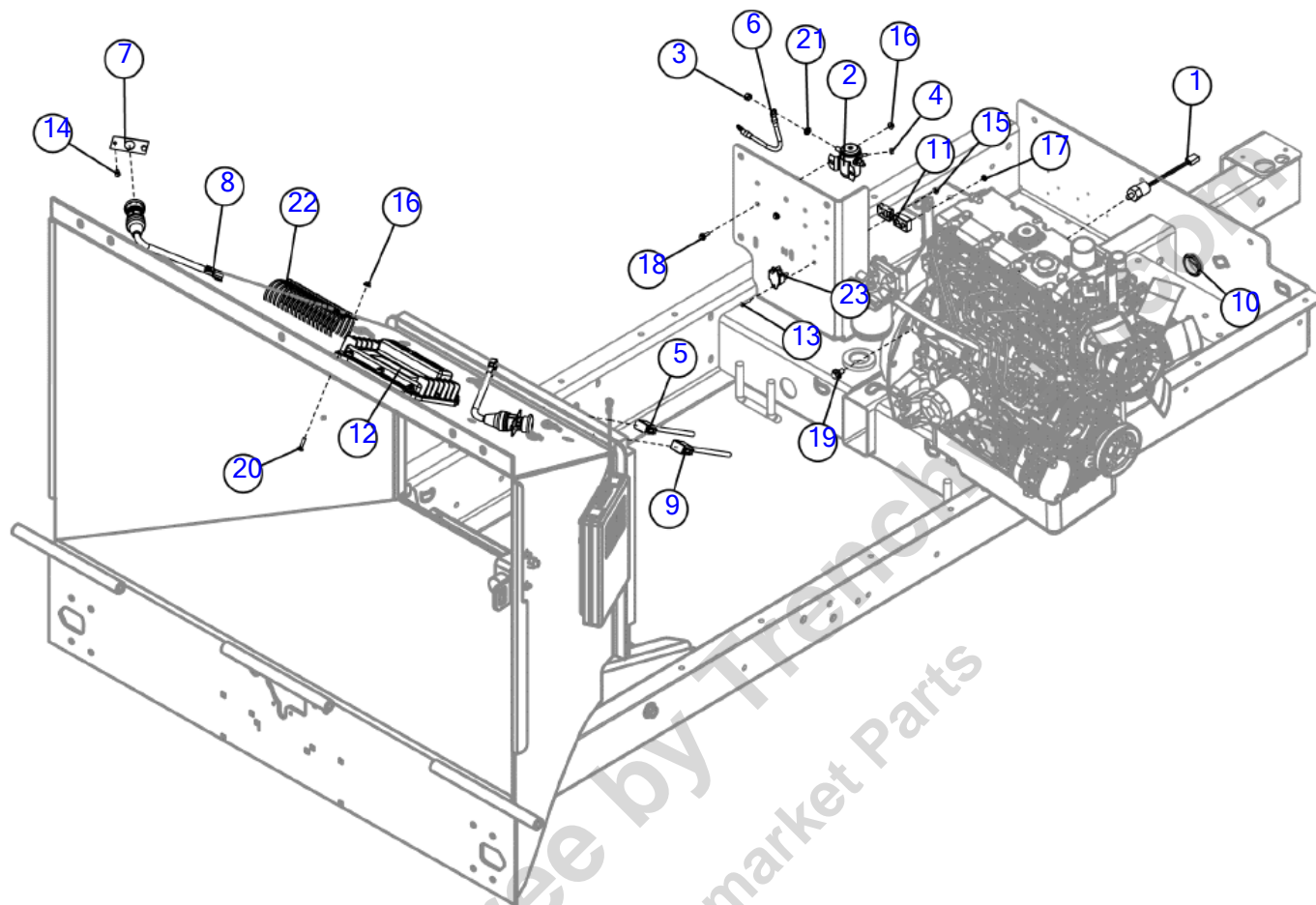


Illustration No. 163672055- Not For Ordering

Electrical Components - Cummins (SN 20822-21030)

Fig 14-09R01

REF NO.	PART NO.	DESCRIPTION	QTY.	REMARKS
1	163733319	SWITCH OIL PRESSURE	1	
1	(163644743)	SWITCH-PRESSURE,10 PSI FALLING	1	
2	163667577	RELAY-12 VDC 200A CONT - 300A BREAK	1	
3	163667593	NUT-5/16-24 X 0.40 HEX SS	2	
4	163667594	NUT-#10-32 X 0.26 HEX SS	2	
5	163667604	HARNESS-BC1000XL T3 FRONT	1	
6	163677003	CABLE-4 GA, 34", RD	1	
7	163713371	PLATE, HOLD TO RUN SWITCH	2	
8	163713746	SWITCH - HOLD TO RUN	2	
9	180012465	HARNESS-BC1000XL T3	1	
10	1865055	GROMMET-1 1/2 IDX1 3/4 OD 1/4G	1	
11	285930001	PROTECTOR - CIRCUIT BREAKER	1	
12	296365277	ASM - CB02 BC1000XL GEN2	1	
13	506030020	SCREW,HCS,M5,.80X20,8.8,YZ,D933,FT	2	
14	506031010	SCREW-HCS,M6-1.00X10,8.8,YZ,D933,FT	4	
15	507085005	NUT-HEXFLNG LOCK,M5-.80,10.9,YZ,D6927	2	
16	507085006	NUT-HEXFLNG LOCK,M6-1.00,10.9,YZ,D6927	6	
17	507090006	NUT-HEX,M6-1.00,CL10,YZ,ISO4032	2	
18	507610016	SCREW-HFS,M6-1.00X16,10.9,YZ,D6921,FT	2	
19	507612016	SCREW-HFS,M10-1.50X16,10.9,YZ,ANSI,B18.2.3.9M,FT	1	
20	508484025	BOLT-CARG,M6-1.00X25 SHORT SQ.,8.8,YZ,ISO8678MFT,	4	
21	574001	NUT-HEX M8-1.25 CL8 YZ D934	2	
22	59634001	SINGLE NYTIE - 8"	16	
23	64075001	BREAKER-30A 121 A 30-A 2 P-00-KA	1	

Electrical Components - Cummins(SN 21031-22102)

Fig 14-09R02

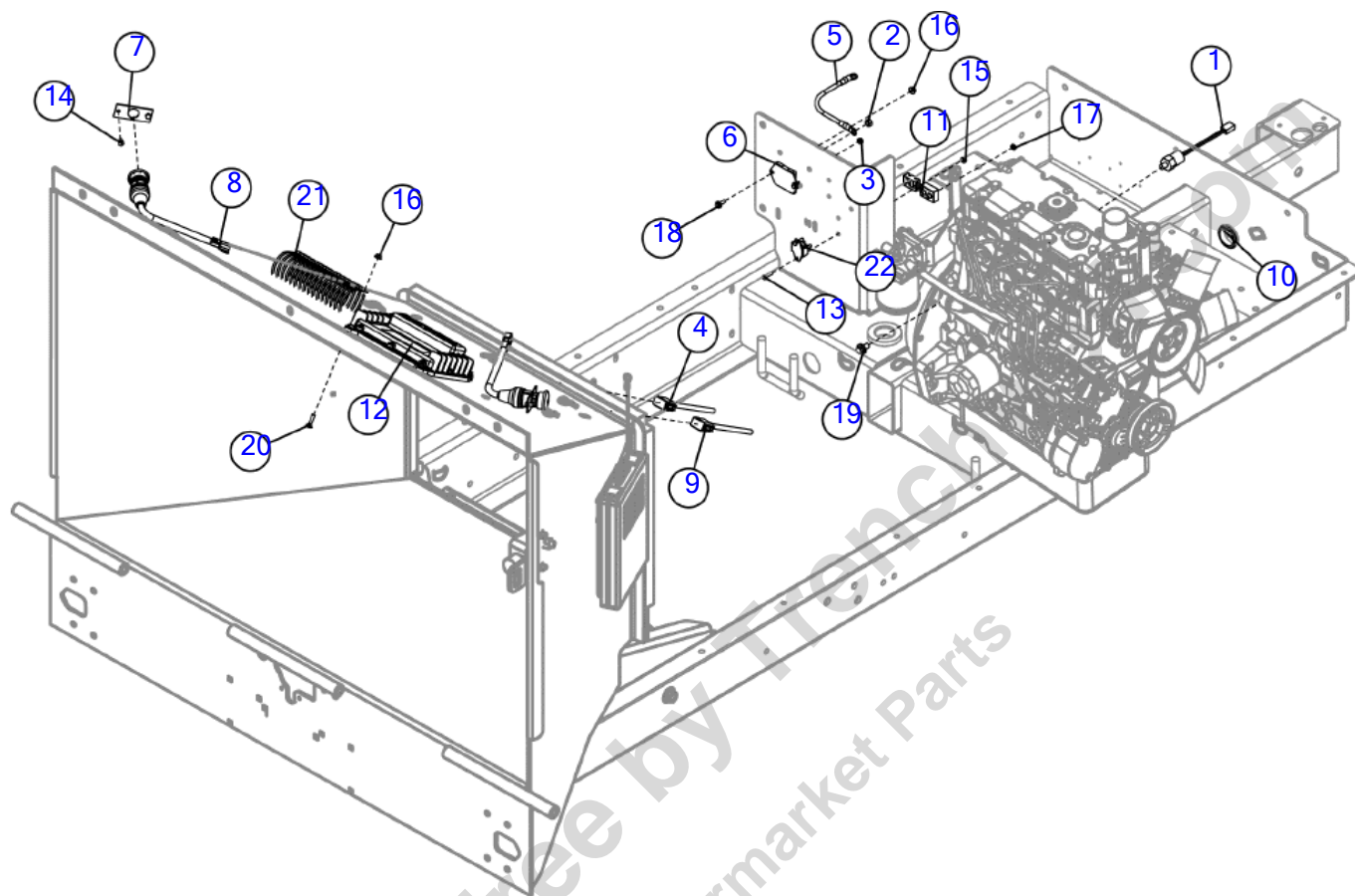


Illustration No. 163672055- Not For Ordering

Electrical Components - Cummins(SN 21031-22102)

Fig 14-09R02

REF NO.	PART NO.	DESCRIPTION	QTY.	REMARKS
1	163733319	SWITCH OIL PRESSURE	1	
1	(163644743)	SWITCH-PRESSURE,10 PSI FALLING	1	
2	163667593	NUT-5/16-24 X 0.40 HEX SS	2	
3	163667594	NUT-#10-32 X 0.26 HEX SS	2	
4	163667604	HARNESS-BC1000XL T3 FRONT	1	
5	163677003	CABLE-4 GA, 34", RD	1	
6	163686043	RELAY-AUTO-SPST-0/200A-12VDC-D-STUD-Y-POWER	1	
7	163713371	PLATE, HOLD TO RUN SWITCH	2	
8	163713746	SWITCH - HOLD TO RUN	2	
9	180012465	HARNESS-BC1000XL T3	1	
10	1865055	GROMMET-1 1/2 IDX1 3/4 OD 1/4G	1	
11	285930001	PROTECTOR - CIRCUIT BREAKER	1	
12	296365277	ASM - CB02 BC1000XL GEN2	1	
13	506030020	SCREW,HCS,M5,.80X20,8.8,YZ,D933,FT	2	
14	506031010	SCREW-HCS,M6-1.00X10,8.8,YZ,D933,FT	4	
15	507085005	NUT-HEXFLNG LOCK,M5-.80,10.9,YZ,D6927	2	
16	507085006	NUT-HEXFLNG LOCK,M6-1.00,10.9,YZ,D6927	6	
17	507090006	NUT-HEX,M6-1.00,CL10,YZ,ISO4032	2	
18	507610016	SCREW-HFS,M6-1.00X16,10.9,YZ,D6921,FT	2	
19	507612016	SCREW-HFS,M10-1.50X16,10.9,YZ,ANSI,B18.2.3.9M,FT	1	
20	508484025	BOLT-CARG,M6-1.00X25 SHORT SQ.,8.8,YZ,ISO8678MFT,	4	
21	59634001	SINGLE NYTIE - 8"	16	
22	64075001	BREAKER-30A 121 A 30-A 2 P-00-KA	1	

Electrical Components - Cummins (SN 22103-28219)

Fig 14-09R03

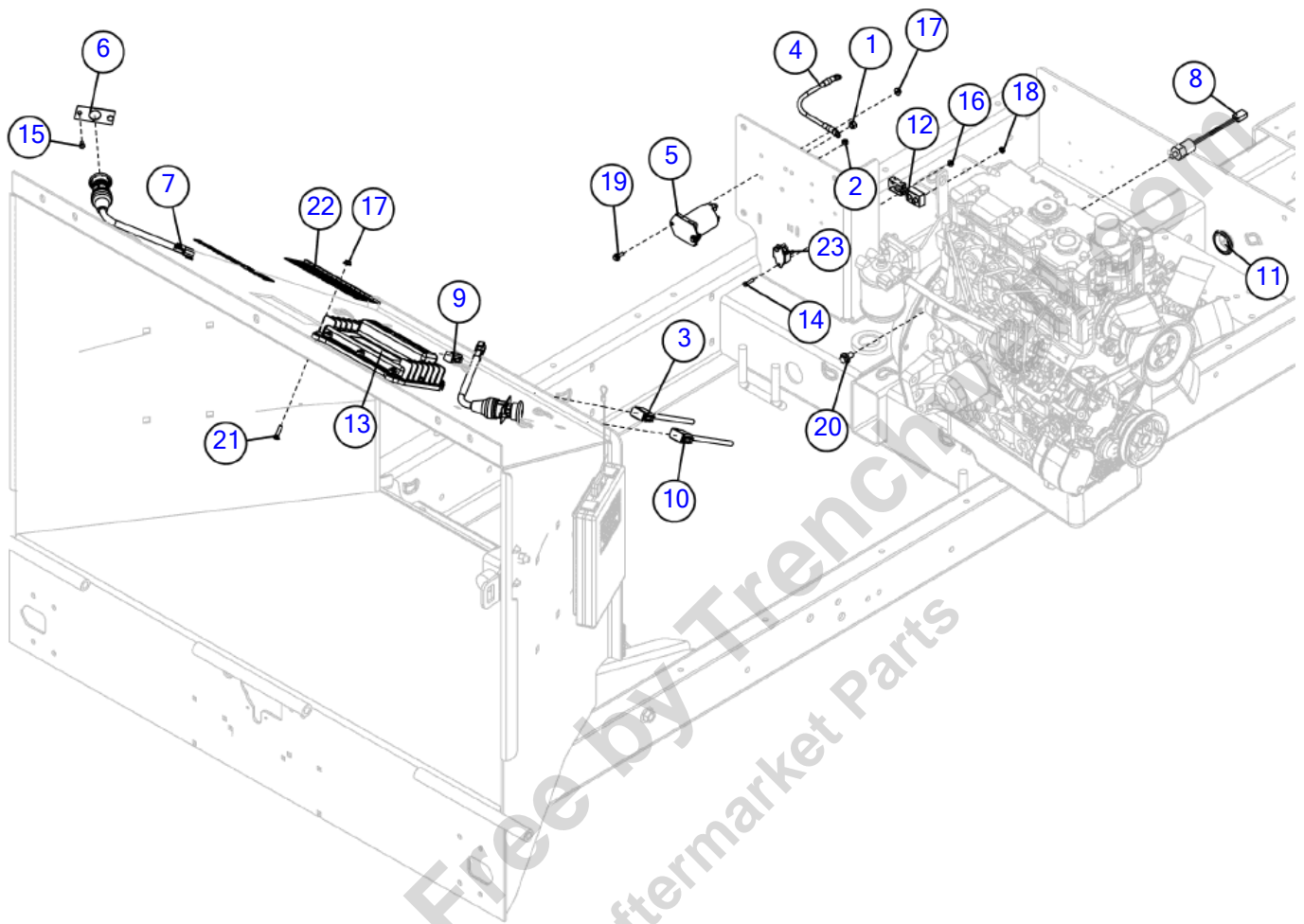


Illustration No. 163672055- Not For Ordering

Electrical Components - Cummins (SN 22103-28219)

Fig 14-09R03

REF NO.	PART NO.	DESCRIPTION	QTY.	REMARKS
1	163667593	NUT-5/16-24 X 0.40 HEX SS	2	
2	163667594	NUT-#10-32 X 0.26 HEX SS	2	
3	163667604	HARNESS-BC1000XL T3 FRONT	1	
4	163677003	CABLE-4 GA, 34", RD	1	
5	163686043	RELAY AUTO SPST 0/200A 12VDC D STUD Y POWER	1	
6	163713371	PLATE, HOLD TO RUN SWITCH	2	
7	163713746	SWITCH - HOLD TO RUN	2	
8	163733319	SWITCH OIL PRESSURE	1	
9	180012442	PLUG-DEUTSCH W/FILLED SEAL	1	
10	180012465	HARNESS-BC1000XL T3	1	
11	1865055	GROMMET-1 1/2 IDX1 3/4 OD 1/4G	1	
12	285930001	PROTECTOR - CIRCUIT BREAKER	1	
13	296365277	ASM - CB02 BC1000XL GEN2	1	
14	506030020	SCREW,HCS,M5,.80X20,8.8,YZ,D933,FT	2	
15	506031010	SCREW-HCS,M6-1.00X10,8.8,YZ,D933,FT	4	
16	507085005	NUT-HEXFLNG LOCK,M5-.80,10.9,YZ,D6927	2	
17	507085006	NUT-HEXFLNG LOCK,M6-1.00,10.9,YZ,D6927	6	
18	507090006	NUT-HEX,M6-1.00,CL10,YZ,ISO4032	2	
19	507610016	SCREW-HFS,M6-1.00X16,10.9,YZ,D6921,FT	2	
20	507612016	SCREW-HFS,M10-1.50X16,10.9,YZ,ANSI,B18.2.3.9M,FT	1	
21	508484025	BOLT-CARG,M6-1.00X25 SHORT SQ.,8.8,YZ,ISO8678MFT,	4	
22	58151001	STRAP-CABLE TIE-T120R-0 15"	16	
23	64075001	BREAKER-30A 121 A 30-A 2 P-00-KA	1	

Electrical Components - Cummins (SN 28220-)

Fig 14-09R04

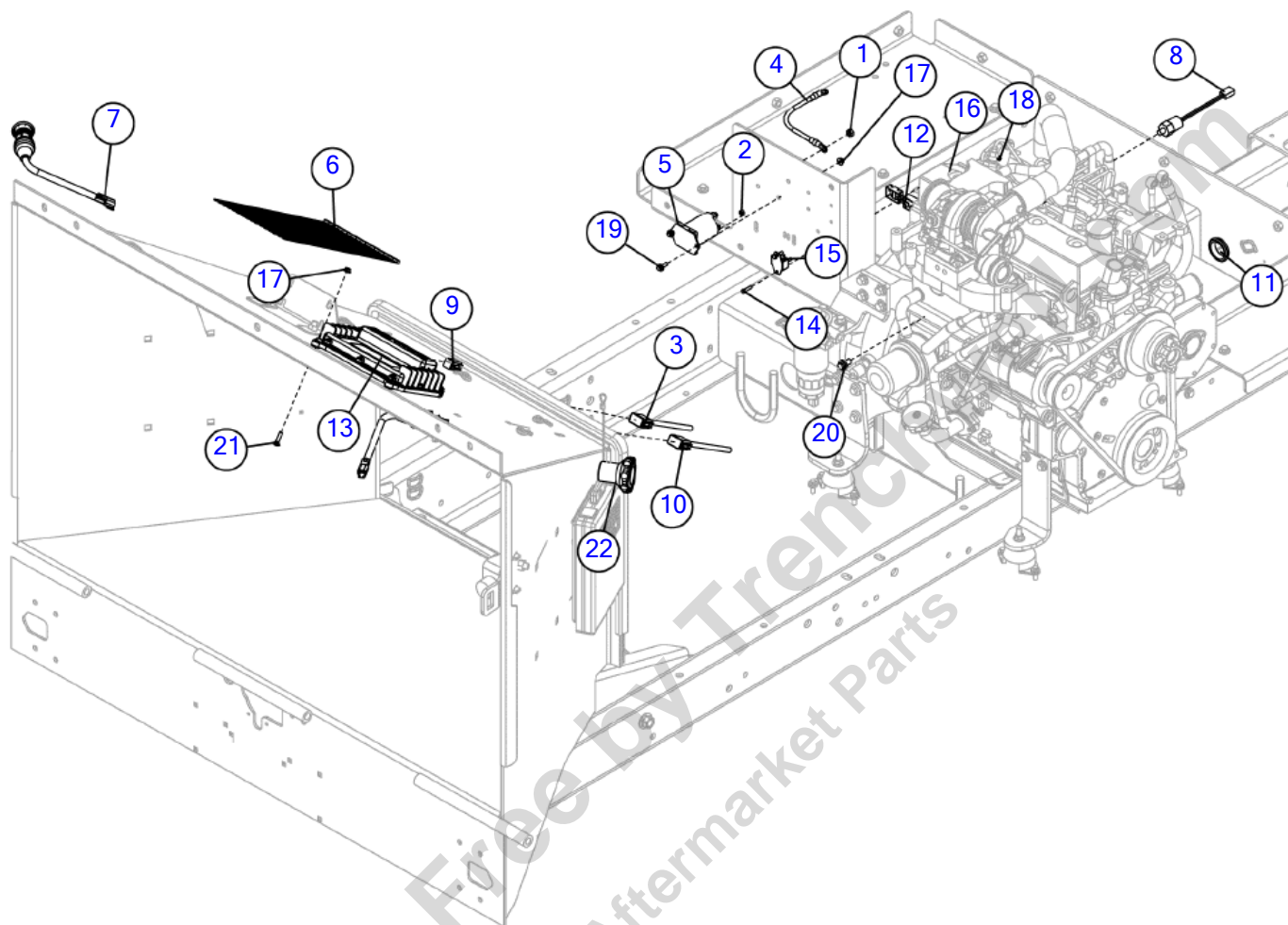


Illustration No. 163672055- Not For Ordering

Electrical Components - Cummins (SN 28220-)

Fig 14-09R04

REF NO.	PART NO.	DESCRIPTION	QTY.	REMARKS
1	163667593	NUT-5/16-24 X 0.40 HEX SS	2	
2	163667594	NUT-#10-32 X 0.26 HEX SS	2	
3	163667604	HARNESS-BC1000XL T3 FRONT	1	
4	163677003	CABLE-4 GA, 34", RD	1	
5	163686043	RELAY AUTO SPST 0/200A 12VDC D STUD Y POWER	1	
6	58151001	STRAP-CABLE TIE-T120R-0 15"	16	
7	163713746	SWITCH - HOLD TO RUN	2	
8	163733319	SWITCH OIL PRESSURE	1	
9	180012442	PLUG-DEUTSCH W/FILLED SEAL	1	
10	180012465	HARNESS-BC1000XL T3	1	
11	1865055	GROMMET-1 1/2 IDX1 3/4 OD 1/4G	1	
12	285930001	PROTECTOR - CIRCUIT BREAKER	1	
13	296365277	ASM - CB02 BC1000XL GEN2	1	
14	506030020	SCREW,HCS,M5,.80X20,8.8,YZ,D933,FT	2	
15	64075001	BREAKER-30A 121 A 30-A 2 P-00-KA	1	
16	507085005	NUT GB/T 6177.1 M5-GR8	2	
17	507085006	NUT-HEXFLNG LOCK,M6-1.00,10.9,YZ,D6927	6	
18	507090006	NUT-HEX,M6-1.00,CL10,YZ,ISO4032	2	
19	507610016	SCREW-HFS,M6-1.00X16,10.9,YZ,D6921,FT	2	
20	507612016	SCREW-HFS,M10-1.50X16,10.9,YZ,ANSI,B18.2.3.9M,FT	1	
21	508484025	BOLT-CARG,M6-1.00X25 SHORT SQ.,8.8,YZ,ISO8678MFT,	4	
22	163709836	SOCKET- HOLD TO RUN BUTTON INSTALLATION TOOL	1	For Reference Only

Electrical Components - Deutz 49HP (SN 19200-20821)

Fig 14-10

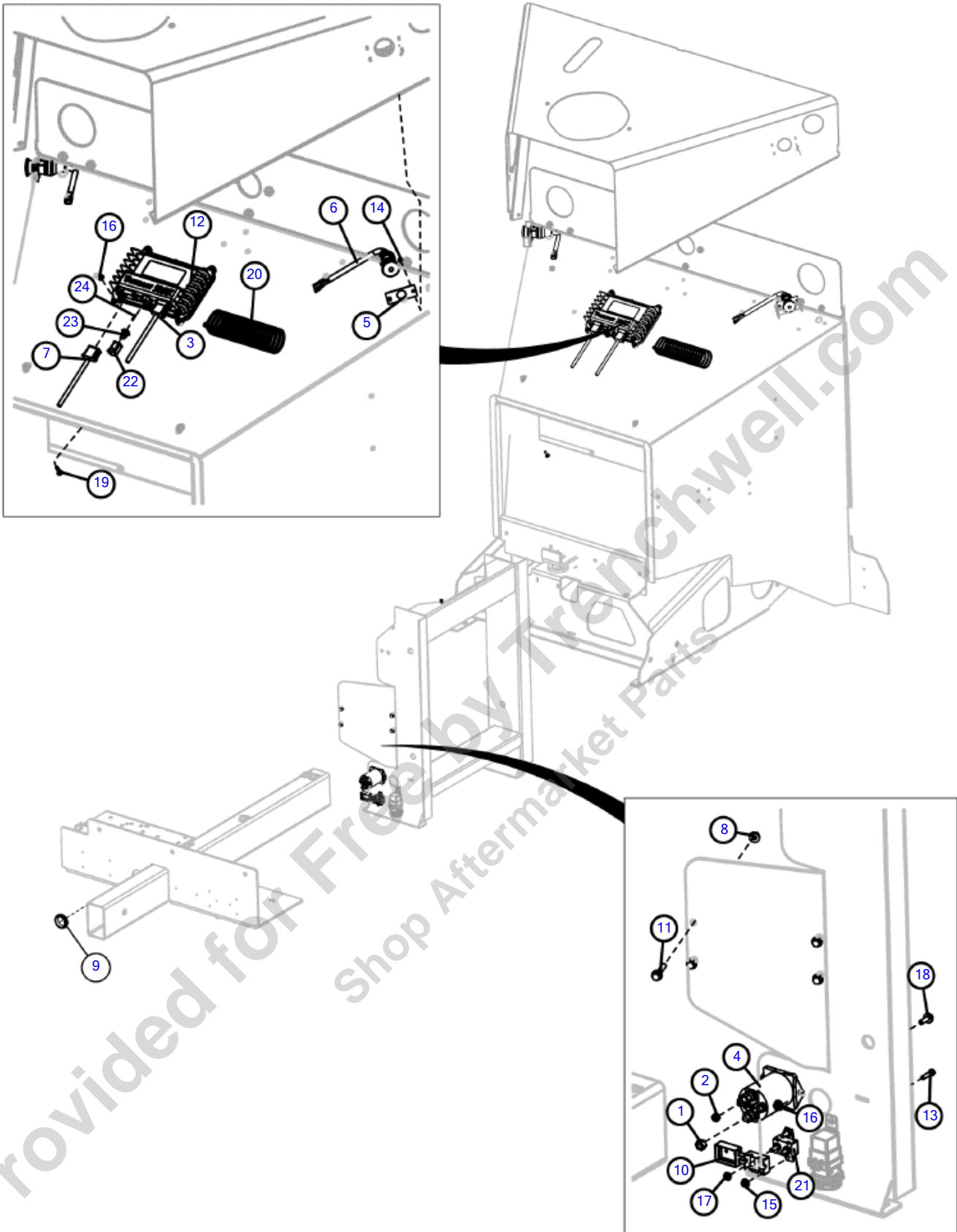


Illustration No. 163674730- Not For Ordering

Electrical Components - Deutz 49HP (SN 19200-20821)

Fig 14-10

REF NO.	PART NO.	DESCRIPTION	QTY.	REMARKS
1	IK011622	SWITCH-SQUARE D MOM SPST NO W/2 PIN KIT	2	
1	(163627826)	SWITCH-SQUARE D MOM SPST NO W/2 PIN BOX	2	
2	163627838	BRACKET-HOLD TO RUN SPACER	2	
3	163627849	SCREW-WOOD-#8-12X2.75-GR2-CZ-PPH	4	
4	163667593	NUT-5/16-24 X 0.40 HEX SS	4	
5	163667594	NUT-#10-32 X 0.26 HEX SS	2	
6	163673404	HARNESS-BC1000XL DEUTZ T4F	1	
6	(163673268)	HARNESS - BC1000XL DEUTZ	1	
7	163686043	RELAY-AUTO-SPST-0/200A-12VDC-D-STUD-Y-POWER	1	
8	180012465	HARNESS-BC1000XL T3	1	
9	1809005	NUT-1/4 SM FLGE T.L.	4	
10	1865055	GROMMET-1 1/2 IDX1 3/4 OD 1/4G	1	
11	285930001	PROTECTOR - CIRCUIT BREAKER	1	
12	296300755	SCREW-HFS-.25-20X1.25-GRI-YZ	4	
13	296365355	ASM - CB02 BC1000XL DEUTZ 49 HP T4F CONTROLLER	1	
14	296367459	PACKARD 630 RELAY CONN	1	
15	506030020	SCREW-HCS,M5-.80X20,8.8,YZ,D933,FT	2	
16	507085005	NUT-HEXFLNG LOCK,M5-.80,10.9,YZ,D6927	2	
17	507085006	NUT-HEXFLNG LOCK,M6-1.00,10.9,YZ,D6927	7	
18	507090006	NUT-HEX,M6-1.00,CL10,YZ,ISO4032	2	
19	507610016	SCREW-HFS,M6-1.00X16,10.9,YZ,D6921,FT	3	
20	508484025	BOLT-CARG,M6-1.00X25 SHORT SQ.,8.8,YZ,ISO8678MFT,	4	
21	59634001	SINGLE NYTIE - 8"	16	
22	64075001	BREAKER-30A 121 A 30-A 2 P-00-KA	1	
23	700000052	6 WAY PLUG - DT SERIES	1	
24	700000053	6 CONTACT PLUG - WEDGE LOCK	1	
25	700000162	RELAY - SPDT - WEATHERPROOF/BRACKET	1	Comes with harness 163673268.
26	94201001	PLUG - SEALING (12-16)	6	

Electrical Components - Deutz 49HP (SN 20822-24418)

Fig 14-10R01

REF NO.	PART NO.	DESCRIPTION	QTY.	REMARKS
1	163667593	NUT-5/16-24 X 0.40 HEX SS	4	
2	163667594	NUT-#10-32 X 0.26 HEX SS	2	
3	163673404	HARNESS-BC1000XL DEUTZ T4F	1	
4	163686043	RELAY AUTO SPST 0/200A 12VDC D STUD Y POWER	1	
5	163713371	PLATE, HOLD TO RUN SWITCH	2	
6	163713746	SWITCH - HOLD TO RUN	2	
7	180012465	HARNESS-BC1000XL T3	1	
8	1809005	NUT-1/4 SM FLGE T.L.	4	
9	1865055	GROMMET-1 1/2 IDX1 3/4 OD 1/4G	1	
10	285930001	PROTECTOR - CIRCUIT BREAKER	1	
11	296300755	SCREW HFS 0.25 20X1.25,GRI,YZ	4	
12	296365355	ASM - CB02 BC1000XL DEUTZ 49 HP T4F CONTROLLER TC	1	
13	506030020	SCREW,HCS,M5,.80X20,8.8,YZ,D933,FT	2	
14	506031010	SCREW-HCS,M6-1.00X10,8.8,YZ,D933,FT	4	
15	507085005	NUT-HEXFLNG LOCK,M5-.80,10.9,YZ,D6927	2	
16	507085006	NUT-HEXFLNG LOCK,M6-1.00,10.9,YZ,D6927	7	
17	507090006	NUT-HEX,M6-1.00,CL10,YZ,ISO4032	2	
18	507610016	SCREW-HFS,M6-1.00X16,10.9,YZ,D6921,FT	3	
19	508484025	BOLT-CARG,M6-1.00X25 SHORT SQ.,8.8,YZ,ISO8678MFT,	4	
20	58151001	STRAP-CABLE TIE-T120R-0 15"	16	
21	64075001	BREAKER-30A 121 A 30-A 2 P-00-KA	1	
22	180012442	PLUG-DEUTSCH W/FILLED SEAL	1	

Electrical Components - Deutz 49HP (SN 24419-28219)

Fig 14-10R02

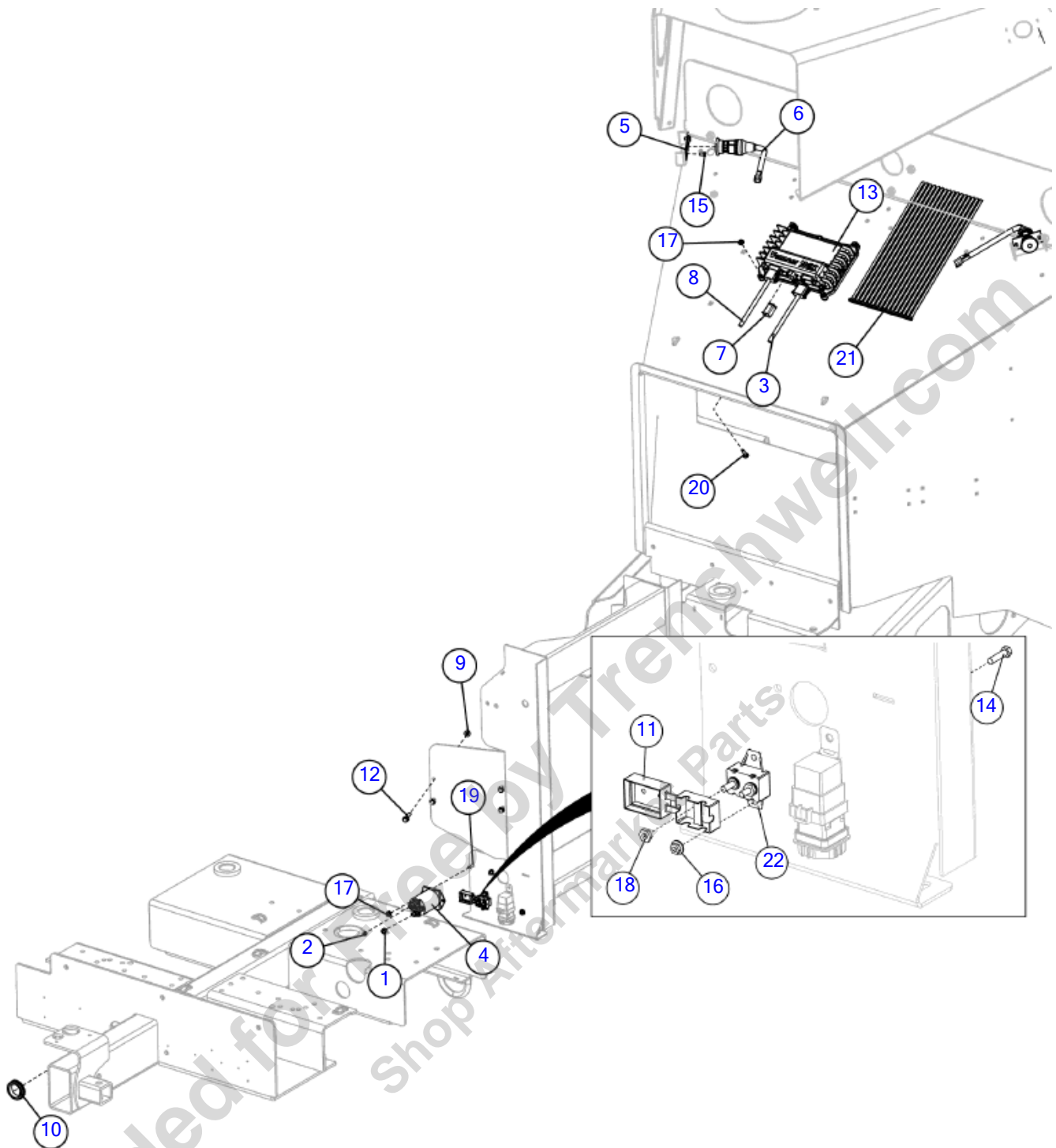


Illustration No. 163674730- Not For Ordering

Electrical Components - Deutz 49HP (SN 24419-28219)

Fig 14-10R02

REF NO.	PART NO.	DESCRIPTION	QTY.	REMARKS
1	163667593	NUT-5/16-24 X 0.40 HEX SS	4	
2	163667594	NUT-#10-32 X 0.26 HEX SS	2	
3	163673795	HARNESS-BC1000XL DEUTZ T4F	1	
	180029426	PUSH ON RECEPTACLE	1	
4	163686043	RELAY AUTO SPST 0/200A 12VDC D STUD Y POWER	1	
5	163713371	PLATE, HOLD TO RUN SWITCH	2	
6	163713746	SWITCH - HOLD TO RUN	2	
7	180012442	PLUG-DEUTSCH W/FILLED SEAL	1	
8	180012465	HARNESS-BC1000XL T3	1	
9	1809005	NUT-1/4 SM FLGE T.L.	4	
10	1865055	GROMMET-1 1/2 IDX1 3/4 OD 1/4G	1	
11	285930001	PROTECTOR - CIRCUIT BREAKER	1	
12	296300755	SCREW HFS 0.25 20X1.25,GRI,YZ	4	
13	296365355	ASM - CB02 BC1000XL DEUTZ 49 HP T4F CONTROLLER TC	1	
14	506030020	SCREW,HCS,M5,.80X20,8.8,YZ,D933,FT	2	
15	506031010	SCREW-HCS,M6-1.00X10,8.8,YZ,D933,FT	4	
16	507085005	NUT-HEXFLNG LOCK,M5-.80,10.9,YZ,D6927	2	
17	507085006	NUT-HEXFLNG LOCK,M6-1.00,10.9,YZ,D6927	7	
18	507090006	NUT-HEX,M6-1.00,CL10,YZ,ISO4032	2	
19	507610016	SCREW-HFS,M6-1.00X16,10.9,YZ,D6921,FT	3	
20	508484025	BOLT-CARG,M6-1.00X25 SHORT SQ.,8.8,YZ,ISO8678MFT,	4	
21	58151001	STRAP-CABLE TIE-T120R-0 15"	16	
22	64075001	BREAKER-30A 121 A 30-A 2 P-00-KA	1	

Electrical Components - Deutz 49HP (SN 28220-)

Fig 14-10R03

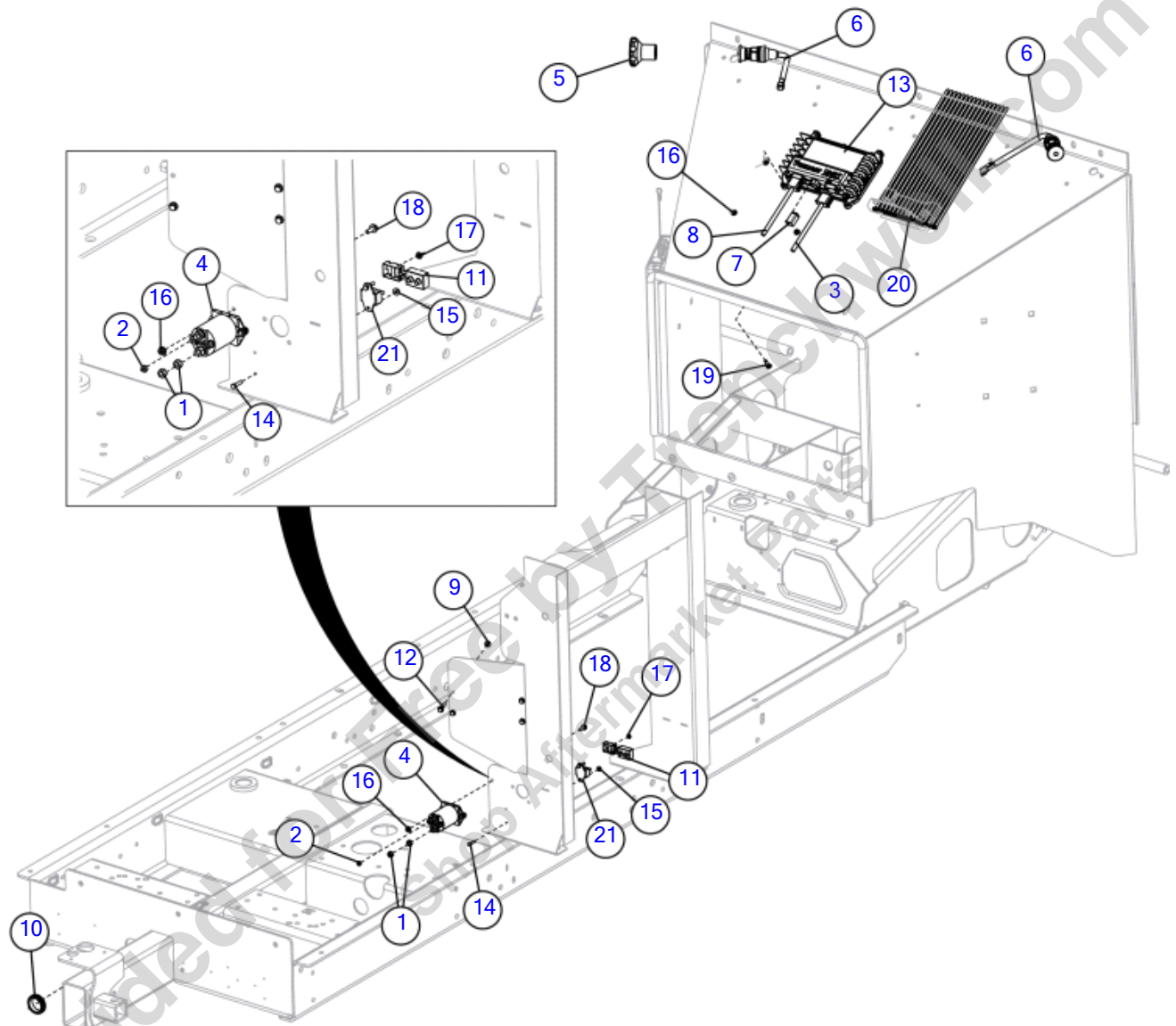


Illustration No. 163674730- Not For Ordering

Electrical Components - Deutz 49HP (SN 28220-)

Fig 14-10R03

REF NO.	PART NO.	DESCRIPTION	QTY.	REMARKS
1	163667593	NUT-5/16-24 X 0.40 HEX SS	4	
2	163667594	NUT-#10-32 X 0.26 HEX SS	2	
3	163673795	HARNESS-BC1000XL DEUTZ T4F	1	
4	163686043	RELAY AUTO SPST 0/200A 12VDC D STUD Y POWER	1	
5	163709836	SOCKET- HOLD TO RUN BUTTON INSTALLATION TOOL	1	For Reference Only
6	163713746	SWITCH - HOLD TO RUN	2	
7	180012442	PLUG-DEUTSCH W/FILLED SEAL	1	
8	180012465	HARNESS-BC1000XL T3	1	
9	1809005	NUT-SMFLGTL-.25-20-G-CZ	4	
10	1865055	GROMMET-1 1/2 IDX1 3/4 OD 1/4G	1	
11	285930001	PROTECTOR - CIRCUIT BREAKER	1	
12	296300755	SCREW HFS 0.25 20X1.25,GRI	4	
13	296365355	ASM - CB02 BC1000XL DEUTZ 49 HP T4F CONTROLLER TC	1	
14	506030020	SCREW,HCS,M5,.80X20,8.8,D933,FT	2	
15	507085005	NUT GB/T 6177.1 M5-GR8	2	
16	507085006	NUT-HEXFLNG LOCK,M6-1.00,10.9,D6927	7	
17	507090006	NUT-HEX,M6-1.00,CL10,ISO4032	2	
18	507610016	SCREW-HFS,M6-1.00X16,10.9,D6921,FT	3	
19	508484025	BOLT-CARG,M6-1.00X25 SHORT SQ.,8.8,ISO8678MFT,	4	
20	58151001	STRAP-CABLE TIE-T120R-0 15"	16	
21	64075001	BREAKER-30A 121 A 30-A 2 P-00-KA	1	

Electrical Components - Deutz 74HP (SN 19200-20821)

Fig 14-11

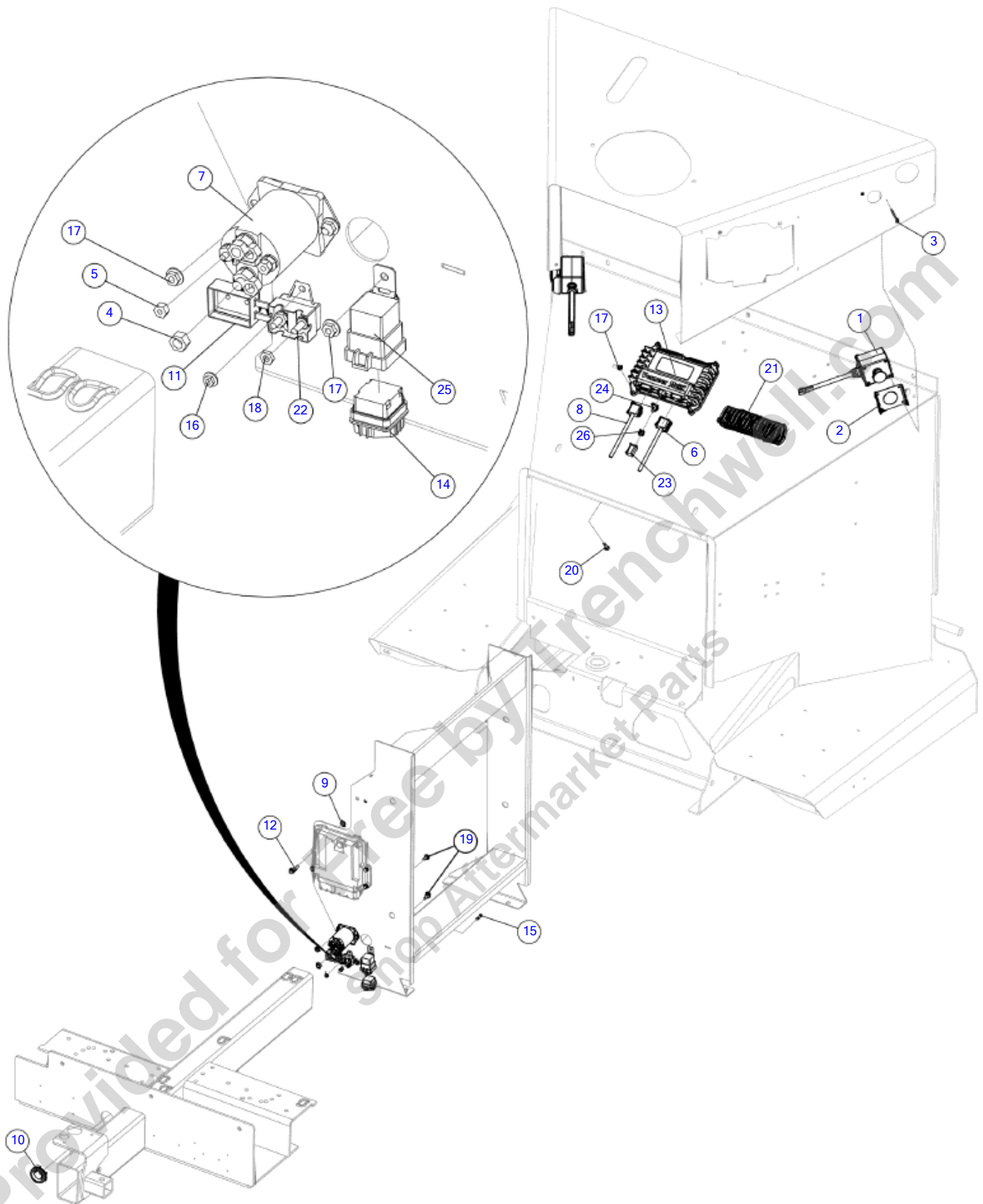


Illustration No: 163874715 Not For Ordering

Electrical Components - Deutz 74HP (SN 19200-20821)

Fig 14-11

REF NO.	PART NO.	DESCRIPTION	QTY.	REMARKS
1	IK011622	SWITCH-SQUARE D MOM SPST NO W/2 PIN KIT	2	
1	(163627826)	SWITCH-SQUARE D MOM SPST NO W/2 PIN BOX	2	
2	163627838	BRACKET-HOLD TO RUN SPACER	2	
3	163627849	SCREW-WOOD-#8-12X2.75-GR2-CZ-PPH	4	
4	163667593	NUT-5/16-24 X 0.40 HEX SS	4	
5	163667594	NUT-#10-32 X 0.26 HEX SS	2	
6	163673404	HARNESS-BC1000XL DEUTZ T4F	1	
6	(163673268)	HARNESS - BC1000XL DEUTZ	1	
7	163686043	RELAY-AUTO-SPST-0/200A-12VDC-D-STUD-Y-POWER	1	
8	180012465	HARNESS-BC1000XL T3	1	
9	1809005	NUT-1/4 SM FLGE T.L.	4	
10	1865055	GROMMET-1 1/2 IDX1 3/4 OD 1/4G	1	
11	285930001	PROTECTOR - CIRCUIT BREAKER	1	
12	296300755	SCREW-HFS-.25-20X1.25-GRI-YZ	4	
13	296365359	ASM - CB02 BC1000XL DEUTZ 74 HP T4F CONTROLLER	1	
14	296367459	PACKARD 630 RELAY CONN	1	Comes with harness 163673268.
15	506030020	SCREW-HCS,M5-.80X20,8.8,YZ,D933,FT	2	
16	507085005	NUT-HEXFLNG LOCK,M5-.80,10.9,YZ,D6927	2	
17	507085006	NUT-HEXFLNG LOCK,M6-1.00,10.9,YZ,D6927	7	
18	507090006	NUT-HEX,M6-1.00,CL10,YZ,ISO4032	2	
19	507610016	SCREW-HFS,M6-1.00X16,10.9,YZ,D6921,FT	3	
20	508484025	BOLT-CARG,M6-1.00X25 SHORT SQ.,8.8,YZ,ISO8678MFT,	4	
21	59634001	SINGLE NYTIE - 8"	16	
22	64075001	BREAKER-30A 121 A 30-A 2 P-00-KA	1	
23	700000052	6 WAY PLUG - DT SERIES	1	
24	700000053	6 CONTACT PLUG - WEDGE LOCK	1	
25	700000162	RELAY - SPDT - WEATHERPROOF/BRACKET	1	Comes with harness 163673268.
26	94201001	PLUG - SEALING (12-16)	6	

Electrical Components - Deutz 74HP (SN 20822-24418)

Fig 14-11R01

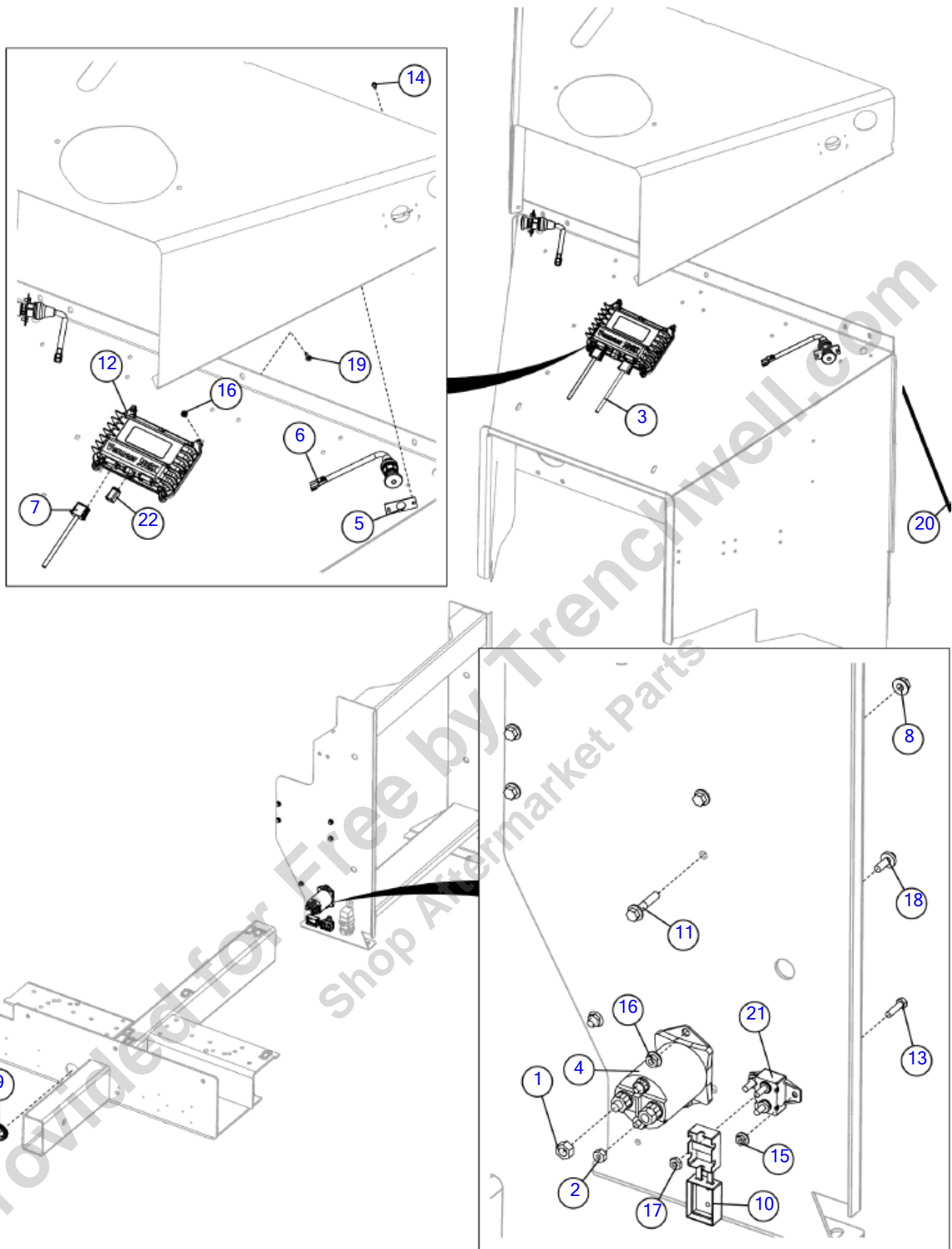


Illustration No. 163674715- Not For Ordering

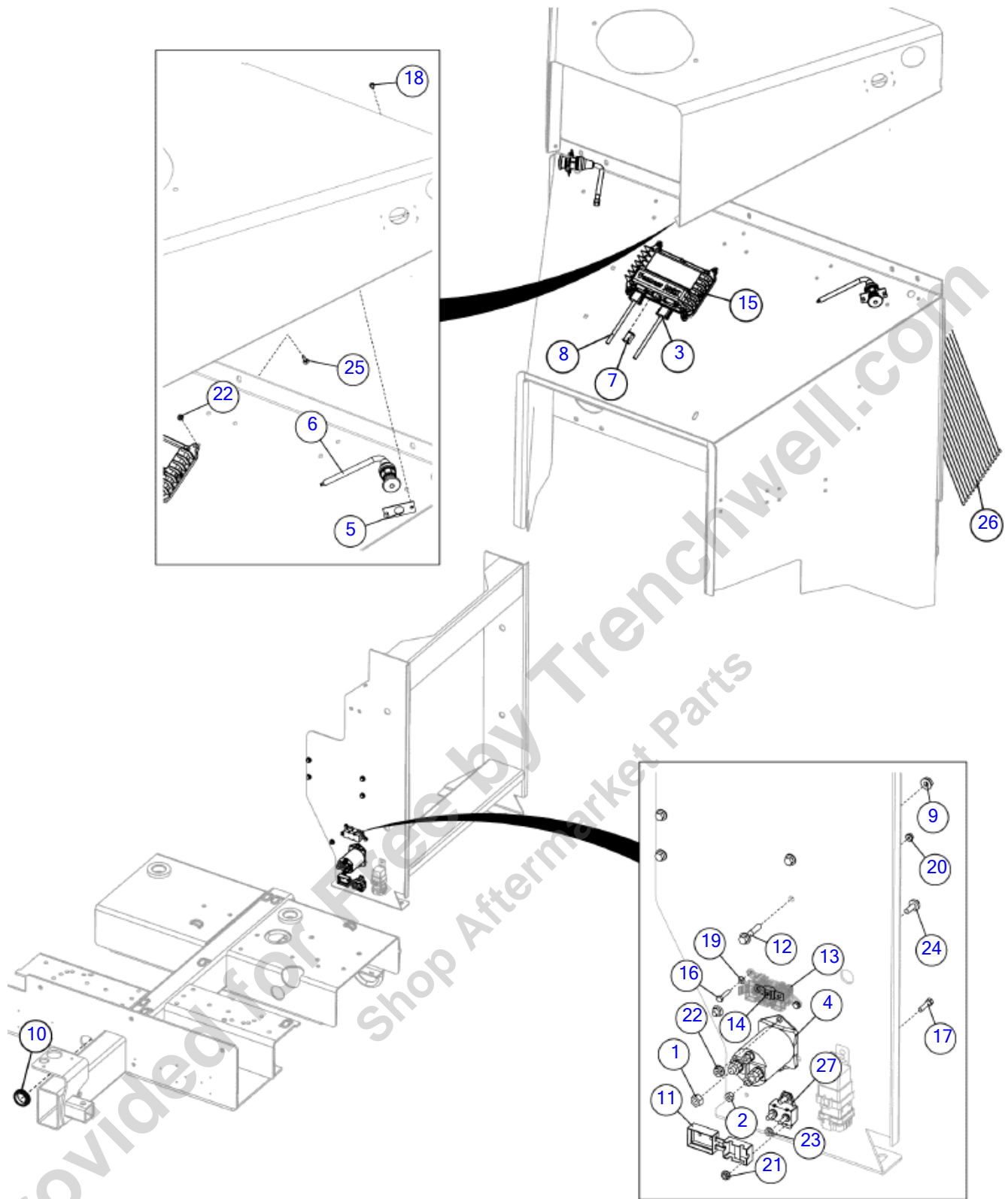
Electrical Components - Deutz 74HP (SN 20822-24418)

Fig 14-11R01

REF NO.	PART NO.	DESCRIPTION	QTY.	REMARKS
1	163667593	NUT-5/16-24 X 0.40 HEX SS	4	
2	163667594	NUT-#10-32 X 0.26 HEX SS	2	
3	163673404	HARNESS-BC1000XL DEUTZ T4F	1	
4	163686043	RELAY AUTO SPST 0/200A 12VDC D STUD Y POWER	1	
5	163713371	PLATE, HOLD TO RUN SWITCH	2	
6	163713746	SWITCH - HOLD TO RUN	2	
7	180012465	HARNESS-BC1000XL T3	1	
8	1809005	NUT-1/4 SM FLGE T.L.	4	
9	1865055	GROMMET-1 1/2 IDX1 3/4 OD 1/4G	1	
10	285930001	PROTECTOR - CIRCUIT BREAKER	1	
11	296300755	SCREW HFS 0.25 20X1.25,GRI,YZ	4	
12	296365359	ASM - CB02 BC1000XL DEUTZ 74 HP T4F CONTROLLER TC	1	
13	506030020	SCREW,HCS,M5,.80X20,8.8,YZ,D933,FT	2	
14	506031010	SCREW-HCS,M6-1.00X10,8.8,YZ,D933,FT	4	
15	507085005	NUT-HEXFLNG LOCK,M5-.80,10.9,YZ,D6927	2	
16	507085006	NUT-HEXFLNG LOCK,M6-1.00,10.9,YZ,D6927	7	
17	507090006	NUT-HEX,M6-1.00,CL10,YZ,ISO4032	2	
18	507610016	SCREW-HFS,M6-1.00X16,10.9,YZ,D6921,FT	3	
19	508484025	BOLT-CARG,M6-1.00X25 SHORT SQ.,8.8,YZ,ISO8678MFT,	4	
20	58151001	STRAP-CABLE TIE-T120R-0 15"	16	
21	64075001	BREAKER-30A 121 A 30-A 2 P-00-KA	1	
22	180012442	PLUG-DEUTSCH W/FILLED SEAL	1	

Electrical Components - Deutz 74HP (SN 24419-28219)

Fig 14-11R02



Electrical Components - Deutz 74HP (SN 24419-28219)

Fig 14-11R02

REF NO.	PART NO.	DESCRIPTION	QTY.	REMARKS
1	163667593	NUT-5/16-24 X 0.40 HEX SS	4	
2	163667594	NUT-#10-32 X 0.26 HEX SS	2	
3	163673795	HARNESS-BC1000XL DEUTZ T4F	1	Breakdown Fig. 14-11X01
	180029426	PUSH ON RECEPTACLE	1	
4	163686043	RELAY AUTO SPST 0/200A 12VDC D STUD Y POWER	1	
5	163713371	PLATE, HOLD TO RUN SWITCH	2	
6	163713746	SWITCH - HOLD TO RUN	2	
7	180012442	PLUG-DEUTSCH W/FILLED SEAL	1	
8	180012465	HARNESS-BC1000XL T3	1	
9	1809005	NUT-SMFLGTL-.25-20-G-CZ	4	
10	1865055	GROMMET-1 1/2 IDX1 3/4 OD 1/4G	1	
11	285930001	PROTECTOR - CIRCUIT BREAKER	1	
12	296300755	SCREW HFS 0.25 20X1.25,GRI,YZ	4	
13	296347155	MODULE - FUSE HOLDER MIDI	1	
14	296347160	FUSE-70A MIDI	1	
15	296365359	ASM - CB02 BC1000XL DEUTZ 74 HP T4F CONTROLLER TC	1	
16	506029020	SCREW-HCS,M4-.70X20,8.8,YZ,D933,FT	2	
17	506030020	SCREW,HCS,M5,.80X20,8.8,YZ,D933,FT	2	
18	506031010	SCREW-HCS,M6-1.00X10,8.8,YZ,D933,FT	4	
19	506046004	WASHER-FLAT,M4 ,YZ,D125A	2	
20	506043004	NUT-HEX,NYL,M4 -.70,YZ,D985	2	
20	(507085004)	REPLACED BY 506043004	2	
21	507085005	NUT GB/T 6177.1 M5-GR8	2	
22	507085006	NUT-HEXFLNG LOCK,M6-1.00,10.9,YZ,D6927	7	
23	507090006	NUT-HEX,M6-1.00,CL10,YZ,ISO4032	2	
24	507610016	SCREW-HFS,M6-1.00X16,10.9,YZ,D6921,FT	3	
25	508484025	BOLT-CARG,M6-1.00X25 SHORT SQ.,8.8,YZ,ISO8678MFT,	4	
26	58151001	STRAP-CABLE TIE-T120R-0 15"	16	
27	64075001	BREAKER-30A 121 A 30-A 2 P-00-KA	1	

Electrical Components - Deutz 74HP (SN 28220-)

Fig 14-11R03

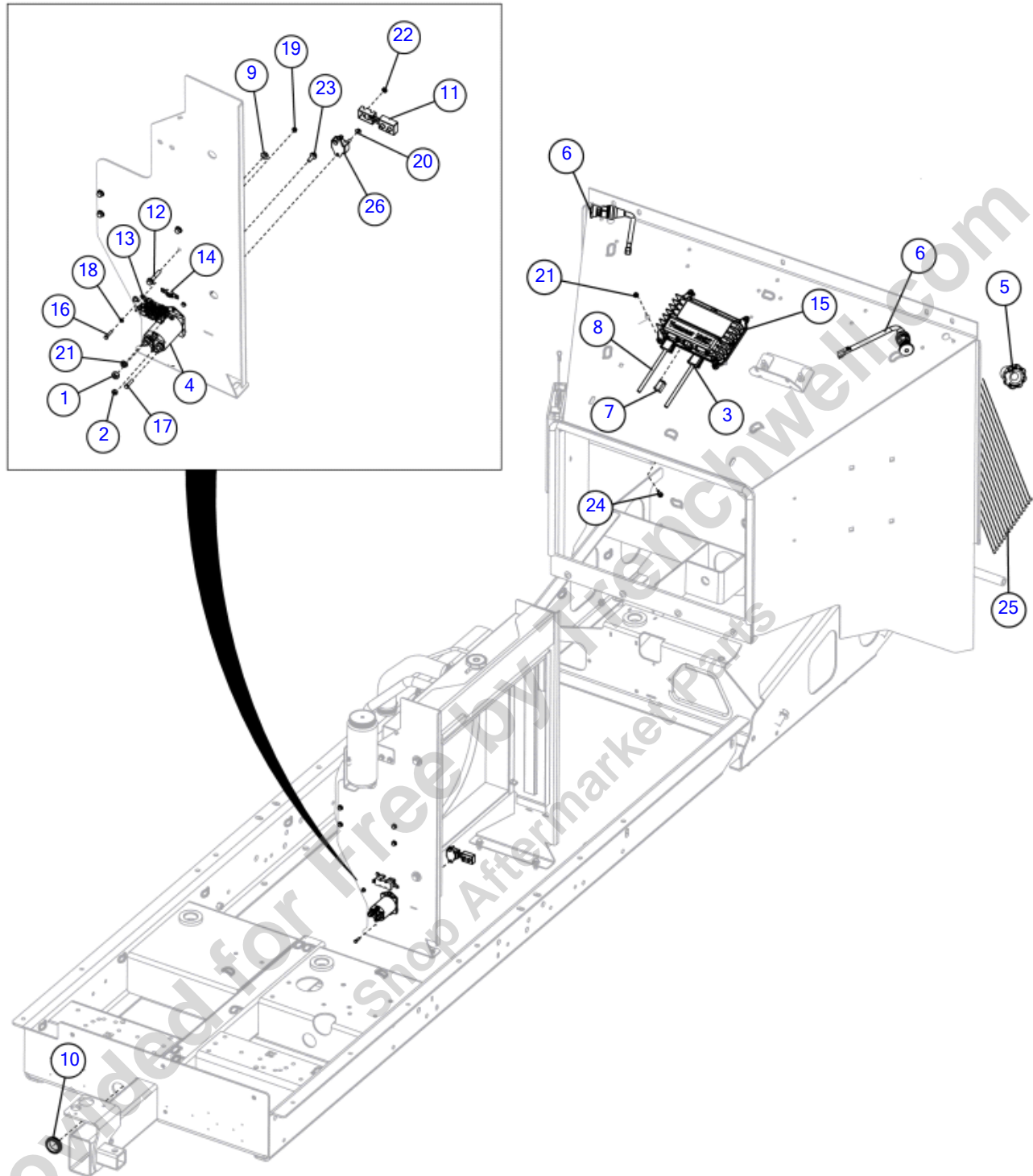


Illustration No. 163674715- Not For Ordering

Electrical Components - Deutz 74HP (SN 28220-)

Fig 14-11R03

REF NO.	PART NO.	DESCRIPTION	QTY.	REMARKS
1	163667593	NUT-5/16-24 X 0.40 HEX SS	4	
2	163667594	NUT-#10-32 X 0.26 HEX SS	2	
3	163673795	HARNESS-BC1000XL DEUTZ T4F	1	
4	163686043	RELAY AUTO SPST 0/200A 12VDC D STUD Y POWER	1	
5	163709836	SOCKET- HOLD TO RUN BUTTON INSTALLATION TOOL	1	For Reference Only
6	163713746	SWITCH - HOLD TO RUN	2	
7	180012442	PLUG-DEUTSCH W/FILLED SEAL	1	
8	180012465	HARNESS-BC1000XL T3	1	
9	1809005	NUT-SMFLGTL-.25-20-G-CZ	4	
10	1865055	GROMMET-1 1/2 IDX1 3/4 OD 1/4G	1	
11	285930001	PROTECTOR - CIRCUIT BREAKER	1	
12	296300755	SCREW HFS 0.25 20X1.25,GRI	4	
13	296347155	MODULE - FUSE HOLDER MIDI	1	
14	296347160	FUSE-70A MIDI	1	
15	296365359	ASM - CB02 BC1000XL DEUTZ 74 HP T4F CONTROLLER TC	1	
16	506029020	SCREW-HCS,M4-.70X20,8.8,D933,FT	2	
17	506030020	SCREW,HCS,M5,.80X20,8.8,D933,FT	2	
18	506046004	WASHER-FLAT,M4,D125A	2	
19	506043004	NUT-HEX,NYL,M4 -.70,D985	2	
19	(507085004)	REPLACED BY 506043004	2	
20	507085005	NUT GB/T 6177.1 M5-GR8	2	
21	507085006	NUT-HEXFLNG LOCK,M6-1.00,10.9,D6927	7	
22	507090006	NUT-HEX,M6-1.00,CL10,ISO4032	2	
23	507610016	SCREW-HFS,M6-1.00X16,10.9,D6921,FT	3	
24	508484025	BOLT-CARG,M6-1.00X25 SHORT SQ.,8.8,ISO8678MFT,	4	
25	58151001	STRAP-CABLE TIE-T120R-0 15"	16	
26	64075001	BREAKER-30A 121 A 30-A 2 P-00-KA	1	

Harness- Deutz T4F

Fig 14-11X01

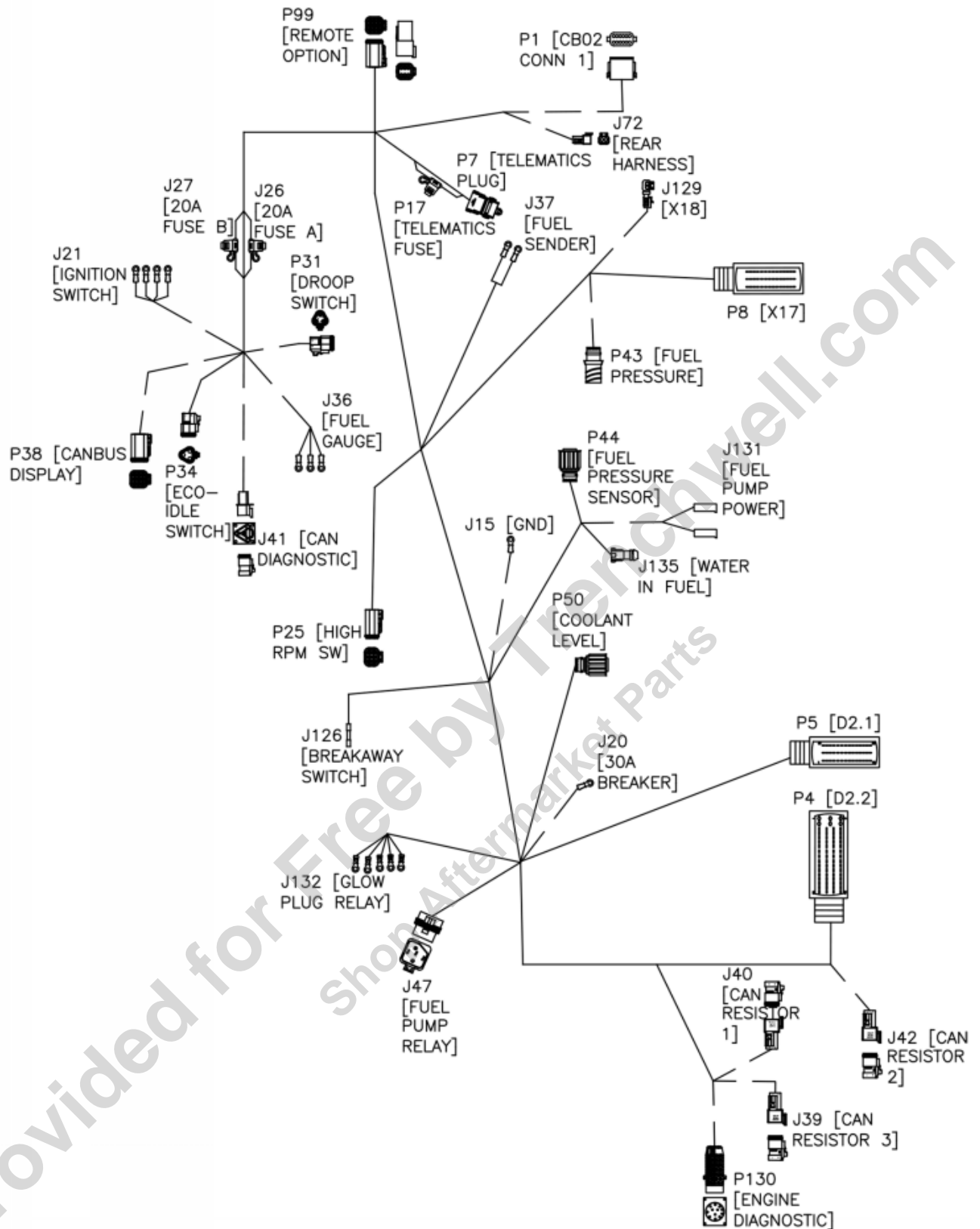


ILLUSTRATION NO. 163673795

Harness- Deutz T4F

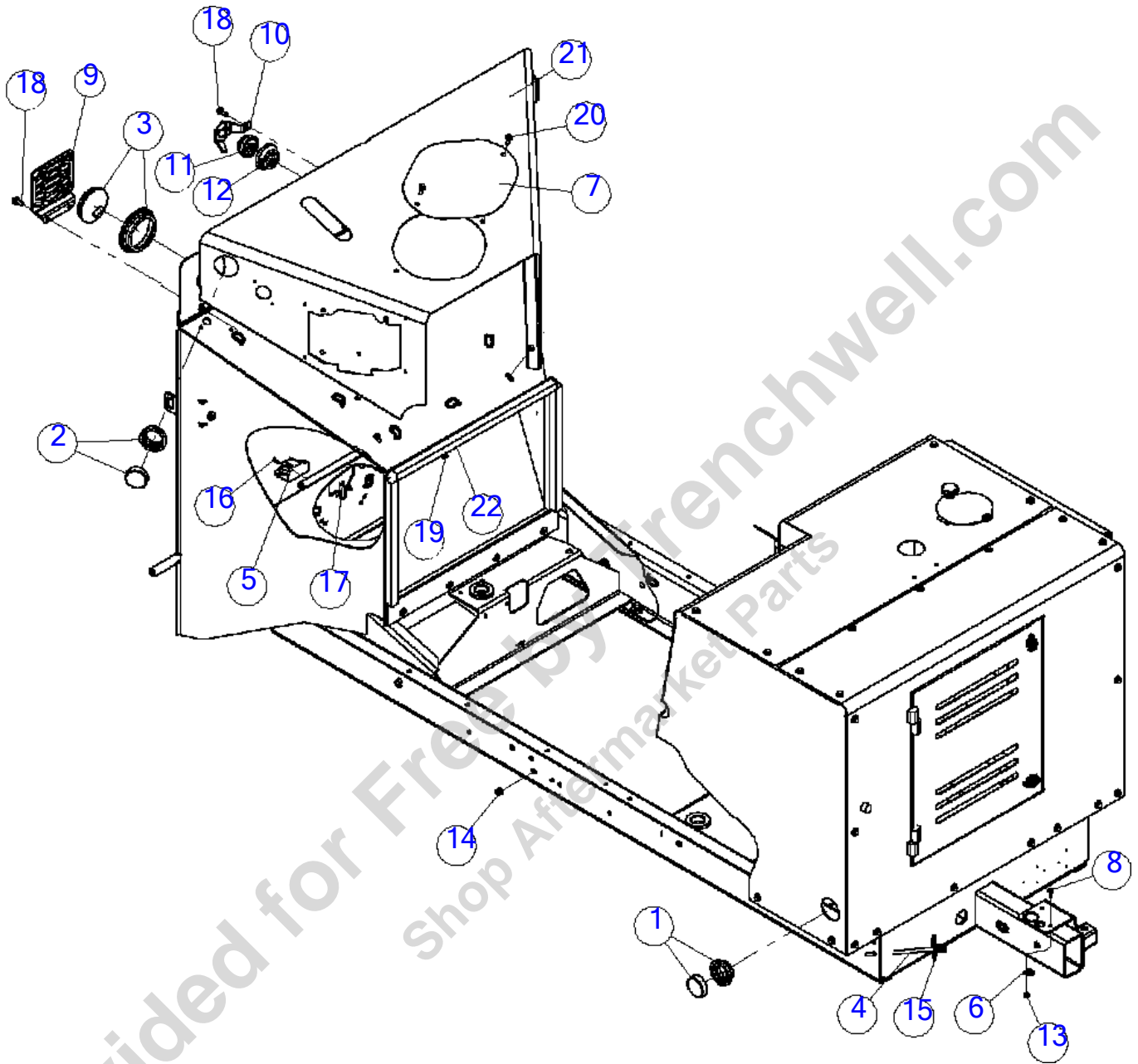
Fig 14-11X01

REF NO.	PART NO.	DESCRIPTION	QTY.	REMARKS
1	163673795	HARNESS-BC1000XL DEUTZ T4F	1	

Provided for Free by Trenchwell.com
Shop Aftermarket Parts

LED Lights (SN 19200-19848)

Fig 14-12



LED Lights (SN 19200-19848)

Fig 14-12

REF NO.	PART NO.	DESCRIPTION	QTY.	REMARKS
1	180012498	LIGHT-GROMMETED 2 1/2" AMBER SIDE MARKER,2 PIN	2	
2	180012499	LIGHT-GROMMETED 2 1/2" RED SIDE MARKER,2 PIN	2	
3	155958001	LIGHT - L.E.D., RED, STOP, TURN, & TAIL	2	
3	(180012496)	LIGHT-TAIL-GROMMETED 4"RED ROUND, 3 PRONG PLUG	2	
4	180012470	HARNESS-DOM/AUST BC1000XL T3	1	
5	163622942	LICENSE LED-RECT.W/MTG.BRKT.	1	
6	2595011	CLAMP-HOSE/CLIP TS7E 3/8"	1	
7	180012466	COVER - REAR SHIELD	1	
8	507610020	SCREW-HFS,M6-1.00X20,10.9,YZ,D6921,FT	1	
9	180012457	GUARD - 4" ROUND LIGHT	2	
10	180010166	SAFETY LIGHT GAURD	1	
11	157645001	LIGHT - AMBER LED #10275Y	1	
12	79802017	GROMMET KIT-2 1/2 (OPEN)	1	
13	507085006	NUT-HEXFLNG LOCK,M6-1.00,10.9,YZ,D6927	1	
14	153681001	GROMMET - 828 W/SBR 60	2	
15	59634001	SINGLE NYTIE - 8"	20	
16	506030020	SCREW-HCS,M5-.80X20,8.8,YZ,D933,FT	2	
17	507085005	NUT-HEXFLNG LOCK,M5-.80,10.9,YZ,D6927	2	
18	507612025	SCREW-HFS,M10-1.50X25,10.9,YZ,ANSI,B18.2.3.9M,FT	6	
19	153747001	NUT-8M-1.25, ACORN	2	
20	507611025	SCREW-HFS,M8-1.25X25,10.9,YZ,D6921,FT	2	
21	163627847	WELDMENT - REAR SHIELD RIGHT BC1000	1	
22	224769001	WASHER-#8 FLAT	2	

LED Lights (SN 19849-20551)

Fig 14-12R01

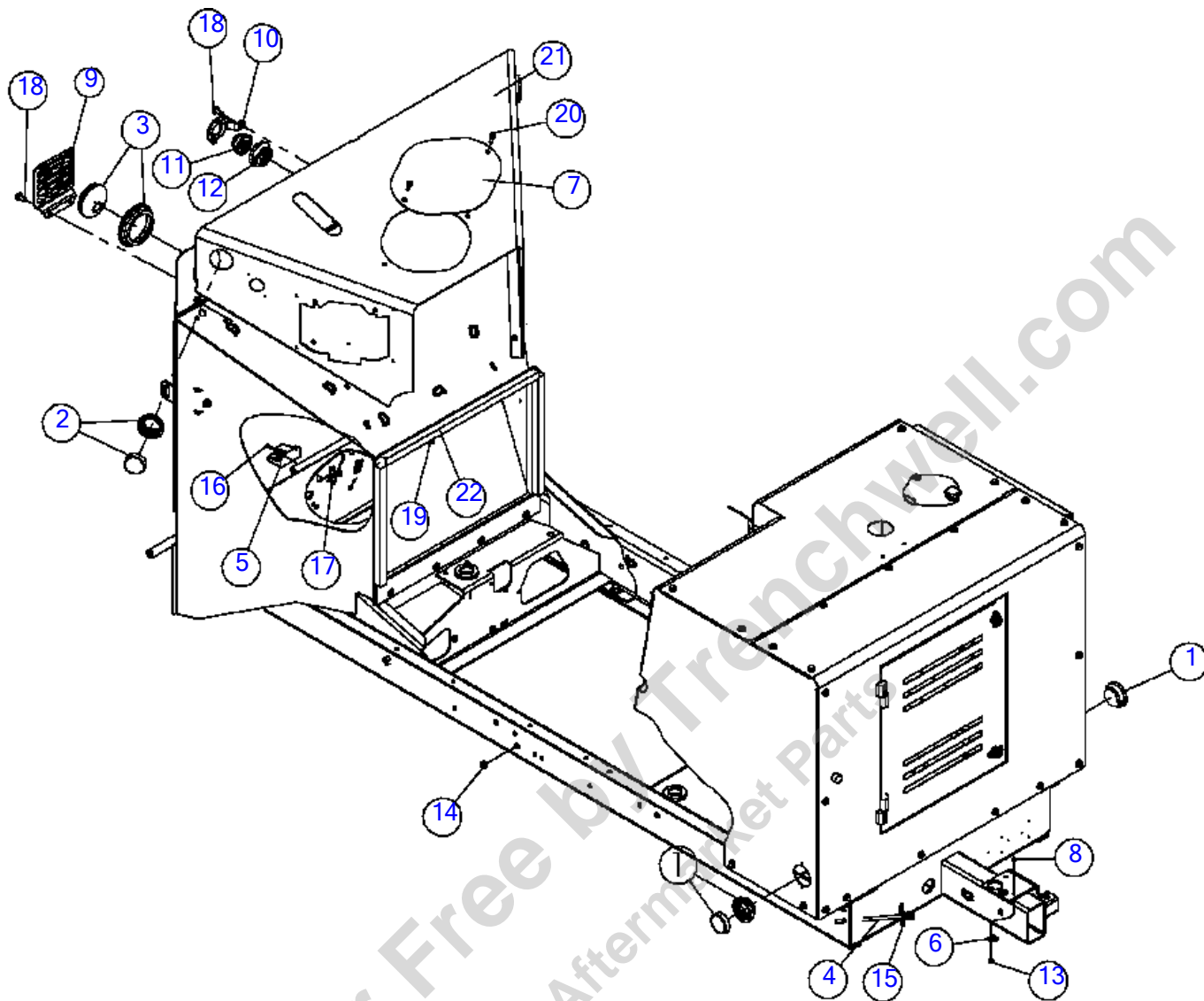


Illustration No: 163672057 - Not For Ordering

LED Lights (SN 19849-20551)

Fig 14-12R01

REF NO.	PART NO.	DESCRIPTION	QTY.	REMARKS
1	180012498	LIGHT-GROMMETED 2 1/2" AMBER SIDE MARKER,2 PIN	2	
2	180012499	LIGHT-GROMMETED 2 1/2" RED SIDE MARKER,2 PIN	2	
3	155958001	LIGHT - L.E.D., RED, STOP, TURN, & TAIL	2	
3	(180012496)	LIGHT-TAIL-GROMMETED 4"RED ROUND, 3 PRONG PLUG	2	
4	180012470	HARNESS-DOM/AUST BC1000XL T3	1	
5	163622942	LICENSE LED-RECT.W/MTG.BRKT.	1	
6	2595011	CLAMP-HOSE/CLIP TS7E 3/8"	1	
7	180012466	COVER - REAR SHIELD	1	
8	507610020	SCREW-HFS,M6-1.00X20,10.9,YZ,D6921,FT	1	
9	180012457	GUARD - 4" ROUND LIGHT	2	
10	163677659	SAFETY LIGHT GUARD	1	
11	157645001	LIGHT - AMBER LED #10275Y	1	
12	79802017	GROMMET KIT-2 1/2 (OPEN)	1	
13	507085006	NUT-HEXFLNG LOCK,M6-1.00,10.9,YZ,D6927	1	
14	153681001	GROMMET - 828 W/SBR 60	2	
15	59634001	SINGLE NYTIE - 8"	20	
16	506030020	SCREW-HCS,M5-.80X20,8.8,YZ,D933,FT	2	
17	507085005	NUT-HEXFLNG LOCK,M5-.80,10.9,YZ,D6927	2	
18	507612025	SCREW-HFS,M10-1.50X25,10.9,YZ,ANSI,B18.2.3.9M,FT	6	
19	153747001	NUT-8M-1.25, ACORN	2	
20	507611025	SCREW-HFS,M8-1.25X25,10.9,YZ,D6921,FT	2	
21	163627847	WELDMENT - REAR SHIELD RIGHT BC1000	1	
22	224769001	WASHER-#8 FLAT	2	
23	163672214	INFEED CHUTE ASSEMBLY	1	
24	163672029	FRAME - BC1000 WELDMENT	1	
25	163672030	CAT 49HP ENGINE ENCLOSURE	1	

LED Lights (SN 20552-20821)

Fig 14-12R02

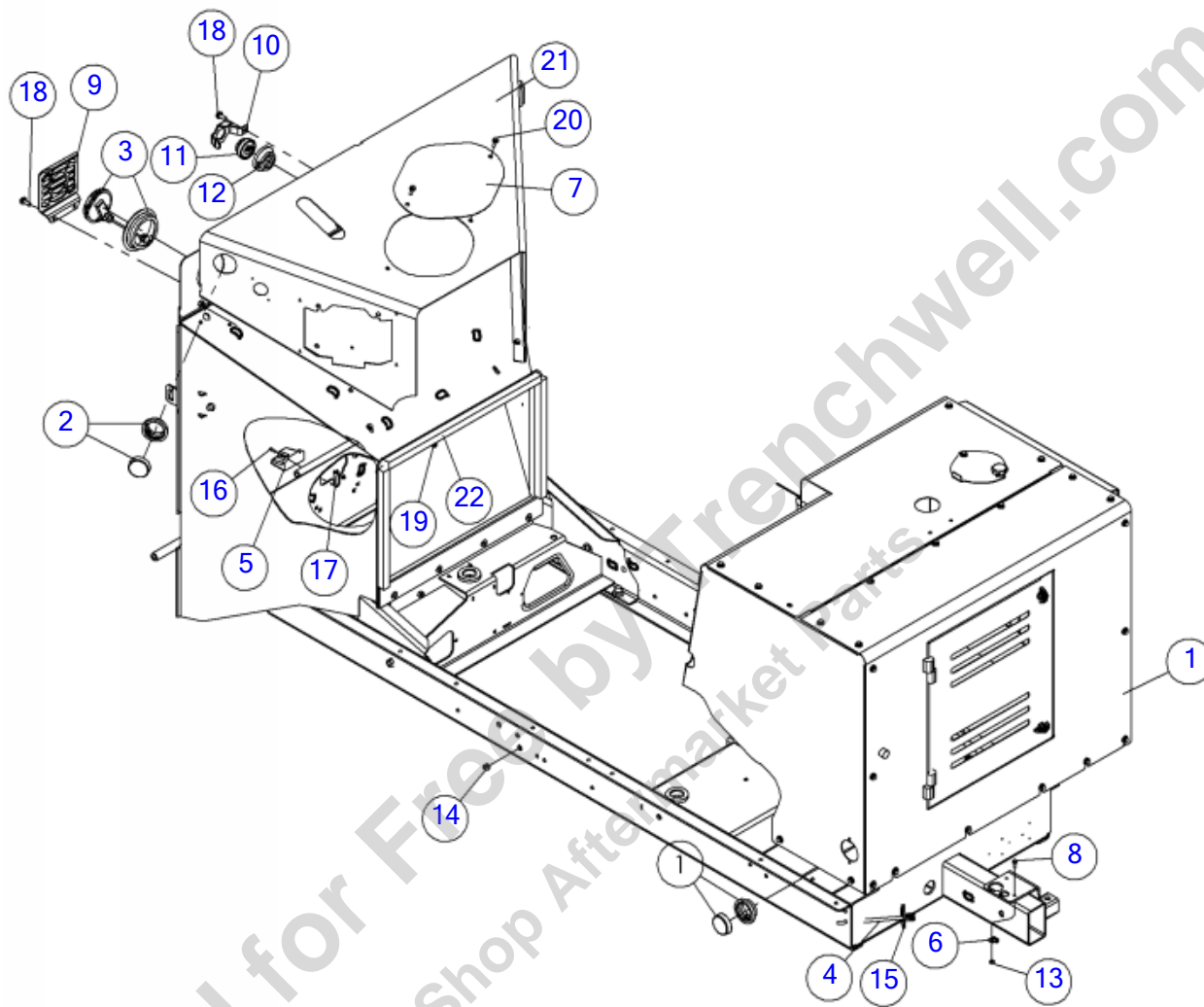


Illustration No: 163672057 - Not For Ordering

LED Lights (SN 20552-20821)

Fig 14-12R02

REF NO.	PART NO.	DESCRIPTION	QTY.	REMARKS
1	180012498	LIGHT-GROMMETED 2 1/2" AMBER SIDE MARKER,2 PIN	2	
2	180012499	LIGHT-GROMMETED 2 1/2" RED SIDE MARKER,2 PIN	2	
3	155958001	LIGHT - L.E.D., RED, STOP, TURN, & TAIL	2	
4	180012470	HARNESS-DOM/AUST BC1000XL T3	1	
5	163622942	LICENSE LED-RECT.W/MTG.BRKT.	1	
6	2595011	CLAMP-HOSE/CLIP TS7E 3/8"	1	
7	180012466	COVER - REAR SHIELD	1	
8	507610020	SCREW-HFS,M6-1.00X20,10.9,YZ,D6921,FT	1	
9	180012457	GUARD - 4" ROUND LIGHT	2	
10	163677659	SAFETY LIGHT GUARD	1	
11	157645001	LIGHT - AMBER LED #10275Y	1	
12	79802017	GROMMET KIT-2 1/2 (OPEN)	1	
13	507085006	NUT-HEXFLNG LOCK,M6-1.00,10.9,YZ,D6927	1	
14	153681001	GROMMET - 828 W/SBR 60	2	
15	59634001	SINGLE NYTIE - 8"	20	
16	506030020	SCREW-HCS,M5-.80X20,8.8,YZ,D933,FT	2	
17	507085005	NUT-HEXFLNG LOCK,M5-.80,10.9,YZ,D6927	2	
18	507612025	SCREW-HFS,M10-1.50X25,10.9,YZ,ANSI,B18.2.3.9M,FT	6	
19	153747001	NUT-8M-1.25, ACORN	2	
20	507611025	SCREW-HFS,M8-1.25X25,10.9,YZ,D6921,FT	2	
21	163627847	WELDMENT - REAR SHIELD RIGHT BC1000	1	
22	224769001	WASHER-#8 FLAT	2	

LED Lights (SN 20822-22324)

Fig 14-12R03

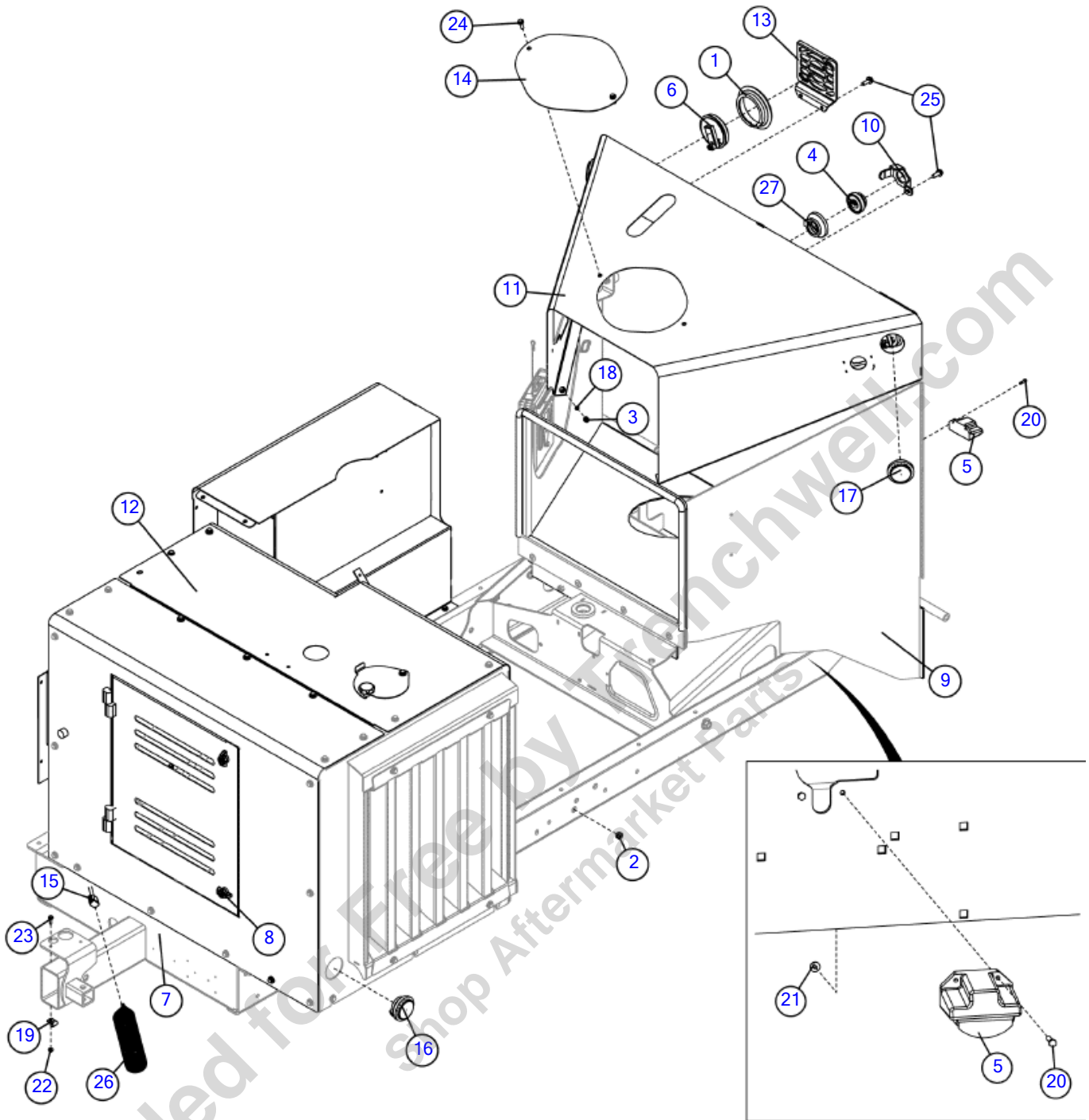


Illustration No. 163709299- Not For Ordering

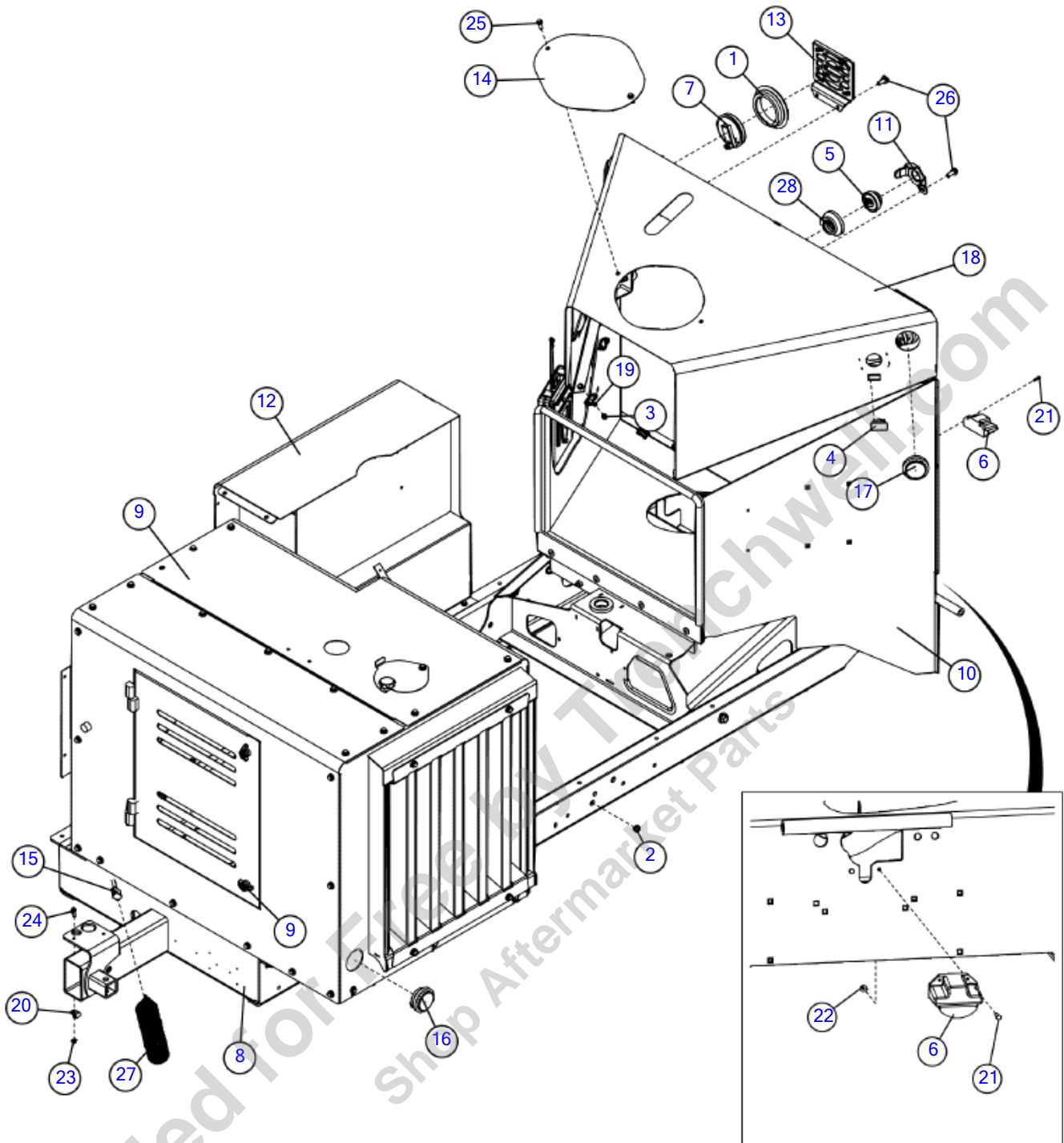
LED Lights (SN 20822-22324)

Fig 14-12R03

REF NO.	PART NO.	DESCRIPTION	QTY.	REMARKS
1	127469001	LIGHT GROMMET-12VOLT SEALED	2	
2	153681001	GROMMET - 828 W/SBR 60	2	
3	153747001	NUT-8M-1.25, ACORN	2	
4	157645001	LIGHT - AMBER LED #10275Y	1	
5	163622942	LICENSE LED-RECT.W/MTG.BRKT.	1	
6	163627942	LAMP - L.E.D.; RED; STOP, TURN , & TAIL 14V AMP	2	
7	163672029	FRAME - BC1000 WELDMENT	1	
8	163672030	CAT 49HP ENGINE ENCLOSURE	1	
9	163672214	INFEED CHUTE ASSEMBLY	1	
10	163677659	SAFETY LIGHT GUARD	1	
11	163713373	WELDMENT - REAR SHIELD RIGHT BC1000	1	
12	180012436	FENDER - BC1000XL T3 RIGHT, DOM	1	
13	180012457	GUARD - 4in ROUND LIGHT	2	
14	180012466	COVER - REAR SHIELD	1	
15	180012470	HARNESS-DOM/AUST BC1000XL T3	1	
16	180012498	LIGHT-GROMMETED 2 1/2" AMBER SIDE MARKER,2 PIN	2	
17	180012499	LIGHT-GROMMETED 2 1/2" RED SIDE MARKER,2 PIN	2	
18	224769001	WASHER-#8 FLAT	2	
19	2595011	CLAMP-HOSE/CLIP TS7E 3/8"	1	
20	506030020	SCREW,HCS,M5,.80X20,8.8,YZ,D933,FT	2	
21	507085005	NUT-HEXFLNG LOCK,M5-.80,10.9,YZ,D6927	2	
22	507085006	NUT-HEXFLNG LOCK,M6-1.00,10.9,YZ,D6927	1	
23	507610020	SCREW-HFS,M6-1.00X20,10.9,YZ,D6921,FT	1	
24	507611025	SCREW-HFS,M8-1.25X25,10.9,YZ,D6921,FT	2	
25	507612025	SCREW-HFS,M10-1.50X25,10.9,YZ,ANSI,B18.2.3.9M,FT	6	
26	59634001	SINGLE NYTIE - 8"	20	
27	79802017	GROMMET KIT-2 1/2 (OPEN)	1	

LED Lights (SN 22325-22920)

Fig 14-12R04



LED Lights (SN 22325-22920)

Fig 14-12R04

REF NO.	PART NO.	DESCRIPTION	QTY.	REMARKS
1	127469001	LIGHT GROMMET-12VOLT SEALED	2	
2	153681001	GROMMET - 828 W/SBR 60	2	
3	153747001	NUT-8M-1.25, ACORN	2	
4	156720001	PLUG - ROCKER SWITCH	2	
5	157645001	LIGHT - AMBER LED #10275Y	1	
6	163622942	LICENSE LED-RECT.W/MTG.BRKT.	1	
7	163627942	LAMP - L.E.D.; RED; STOP, TURN , & TAIL 14V AMP	2	
8	163672029	FRAME - BC1000 WELDMENT	1	
9	163672030	CAT 49HP ENGINE ENCLOSURE	1	
10	163672214	INFEED CHUTE ASSEMBLY	1	
11	163677659	SAFETY LIGHT GUARD	1	
12	180012436	FENDER - BC1000XL T3 RIGHT, DOM	1	
13	180012457	GUARD - 4in ROUND LIGHT	2	
14	180012466	COVER - REAR SHIELD	1	
15	180012470	HARNESS-DOM/AUST BC1000XL T3	1	
16	180012498	LIGHT-GROMMETED 2 1/2" AMBER SIDE MARKER,2 PIN	2	
17	180012499	LIGHT-GROMMETED 2 1/2" RED SIDE MARKER,2 PIN	2	
18	180025198	WELDMENT - REAR SHIELD RIGHT BC1000	1	
19	224769001	WASHER-#8 FLAT	2	
20	2595011	CLAMP-HOSE/CLIP TS7E 3/8"	1	
21	506030020	SCREW,HCS,M5,.80X20,8.8,YZ,D933,FT	2	
22	507085005	NUT-HEXFLNG LOCK,M5-.80,10.9,YZ,D6927	2	
23	507085006	NUT-HEXFLNG LOCK,M6-1.00,10.9,YZ,D6927	1	
24	507610020	NII-SCREW,HFS,M6-1.00X20,10.9,YZ,D6921,FT	1	
25	507611025	SCREW-HFS,M8-1.25X25,10.9,YZ,D6921,FT	2	
26	507612025	SCREW-HFS,M10-1.50X25,10.9,YZ,ANSI,B18.2.3.9M,FT	6	
27	59634001	SINGLE NYTIE - 8"	20	
28	79802017	GROMMET KIT-2 1/2 (OPEN)	1	

LED Lights (SN 22921-)

Fig 14-12R05

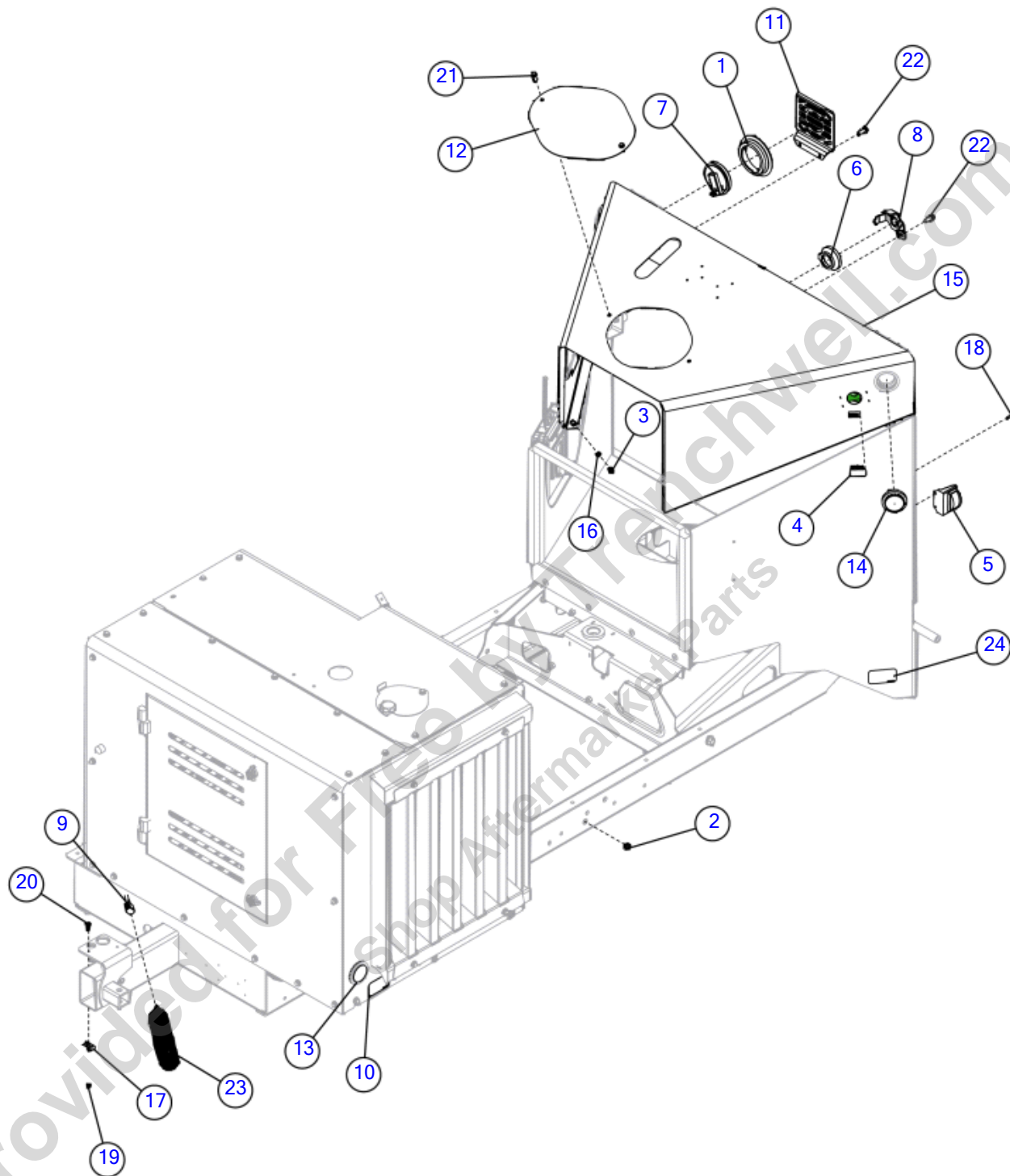


Illustration No. 163709299- Not For Ordering

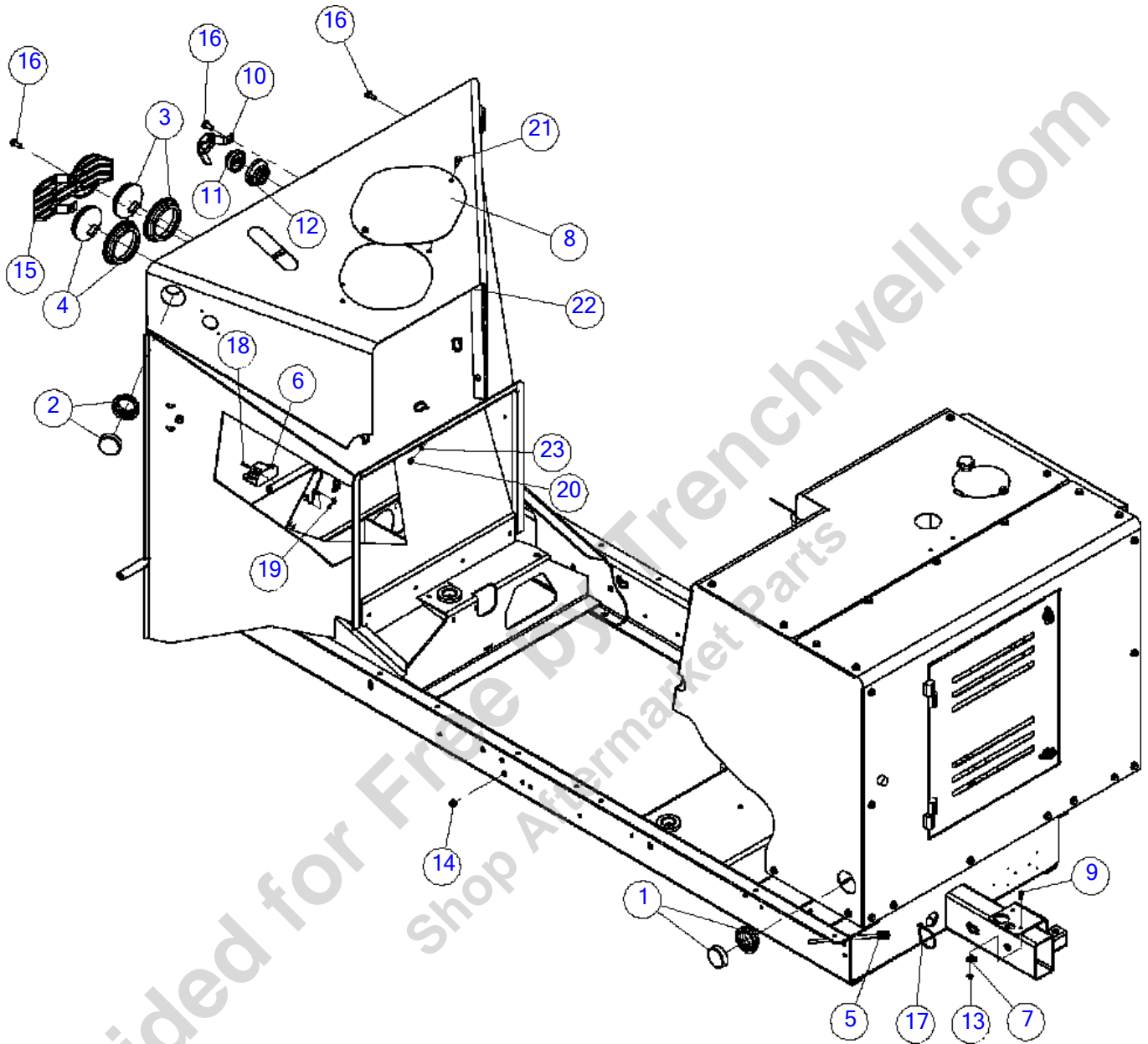
LED Lights (SN 22921-)

Fig 14-12R05

REF NO.	PART NO.	DESCRIPTION	QTY.	REMARKS
1	127469001	LIGHT GROMMET-12VOLT SEALED	2	
2	153681001	GROMMET - 828 W/SBR 60	2	
3	153747001	NUT-8M-1.25, ACORN	2	
4	156720001	PLUG - ROCKER SWITCH	2	
5	163622942	LICENSE LED-RECT.W/MTG.BRKT.	1	
6	163622943	LIGHT-2 1/2 YELLOW #10086Y	1	
7	163627942	LAMP - L.E.D.; RED; STOP, TURN , & TAIL 14V AMP	2	
8	163677659	SAFETY LIGHT GUARD	1	
9	163733219	HARNESS - DOM BC1000XL T3	1	
10	163733738	REFLECTOR AMBER ADHESIVE SAE-A	2	
11	180012457	GUARD - 4in ROUND LIGHT	2	
12	180012466	COVER - REAR SHIELD	1	
13	180012498	LIGHT-GROMMETED 2 1/2" AMBER SIDE MARKER,2 PIN	2	
14	180012499	LIGHT-GROMMETED 2 1/2" RED SIDE MARKER,2 PIN	2	
15	180025198	WELDMENT - REAR SHIELD RIGHT BC1000	1	
16	224769001	WASHER-#8 FLAT	2	
17	2595011	CLAMP-HOSE/CLIP 3/8" "P" STYLE	1	
18	506030020	SCREW,HCS,M5,.80X20,8.8,D933,FT	2	
19	507085006	NUT-HEXFLNG LOCK,M6-1.00,10.9,D6927	1	
20	507610020	SCREW,HFS,M6-1.00X20,10.9,D6921,FT	1	
21	507611025	SCREW-HFS,M8-1.25X25,10.9,D6921,FT	2	
22	507612025	SCREW-HFS,M10-1.50X25,10.9,ANSI,B18.2.3.9M,FT	6	
23	59634001	SINGLE NYTIE - 8"	20	
24	70000170	DECAL-RED REFLECTOR	2	

LED Lights - Aus (SN 19200-19848)

Fig 14-13



LED Lights - Aus (SN 19200-19848)

Fig 14-13

REF NO.	PART NO.	DESCRIPTION	QTY.	REMARKS
1	180012498	LIGHT-GROMMETED 2 1/2" AMBER SIDE MARKER,2 PIN	2	
2	180012499	LIGHT-GROMMETED 2 1/2" RED SIDE MARKER,2 PIN	2	
3	155958001	LIGHT - L.E.D., RED, STOP, TURN, & TAIL	2	
3	(180012496)	LIGHT-TAIL-GROMMETED 4"RED ROUND, 3 PRONG PLUG	2	
4	180012347	LIGHT-4"RD AMBER LED TAIL W/GROMMET	2	
5	180012470	HARNESS-DOM/AUST BC1000XL T3	1	
6	163622942	LICENSE LED-RECT.W/MTG.BRKT.	1	
7	2595011	CLAMP-HOSE/CLIP TS7E 3/8"	1	
8	180012466	COVER - REAR SHIELD	1	
9	507610020	SCREW-HFS,M6-1.00X20,10.9,YZ,D6921,FT	1	
10	180010166	SAFETY LIGHT GAURD	1	
11	157645001	LIGHT - AMBER LED #10275Y	1	
12	79802017	GROMMET KIT-2 1/2 (OPEN)	1	
13	507085006	NUT-HEXFLNG LOCK,M6-1.00,10.9,YZ,D6927	1	
14	153681001	GROMMET - 828 W/SBR 60	2	
15	180010152	LIGHT GUARD	2	
16	507612025	SCREW-HFS,M10-1.50X25,10.9,YZ,ANSI,B18.2.3.9M,FT	10	
17	59634001	SINGLE NYTIE - 8"	20	
18	506030020	SCREW-HCS,M5-.80X20,8.8,YZ,D933,FT	2	
19	507085005	NUT-HEXFLNG LOCK,M5-.80,10.9,YZ,D6927	2	
20	153747001	NUT-8M-1.25, ACORN	2	
21	507611025	SCREW-HFS,M8-1.25X25,10.9,YZ,D6921,FT	2	
22	163627850	WELDMENT - AUSTRALIA REAR SHIELD	1	
23	224769001	WASHER-#8 FLAT	2	

LED Lights - Aus (SN 19849-)

Fig 14-13R01

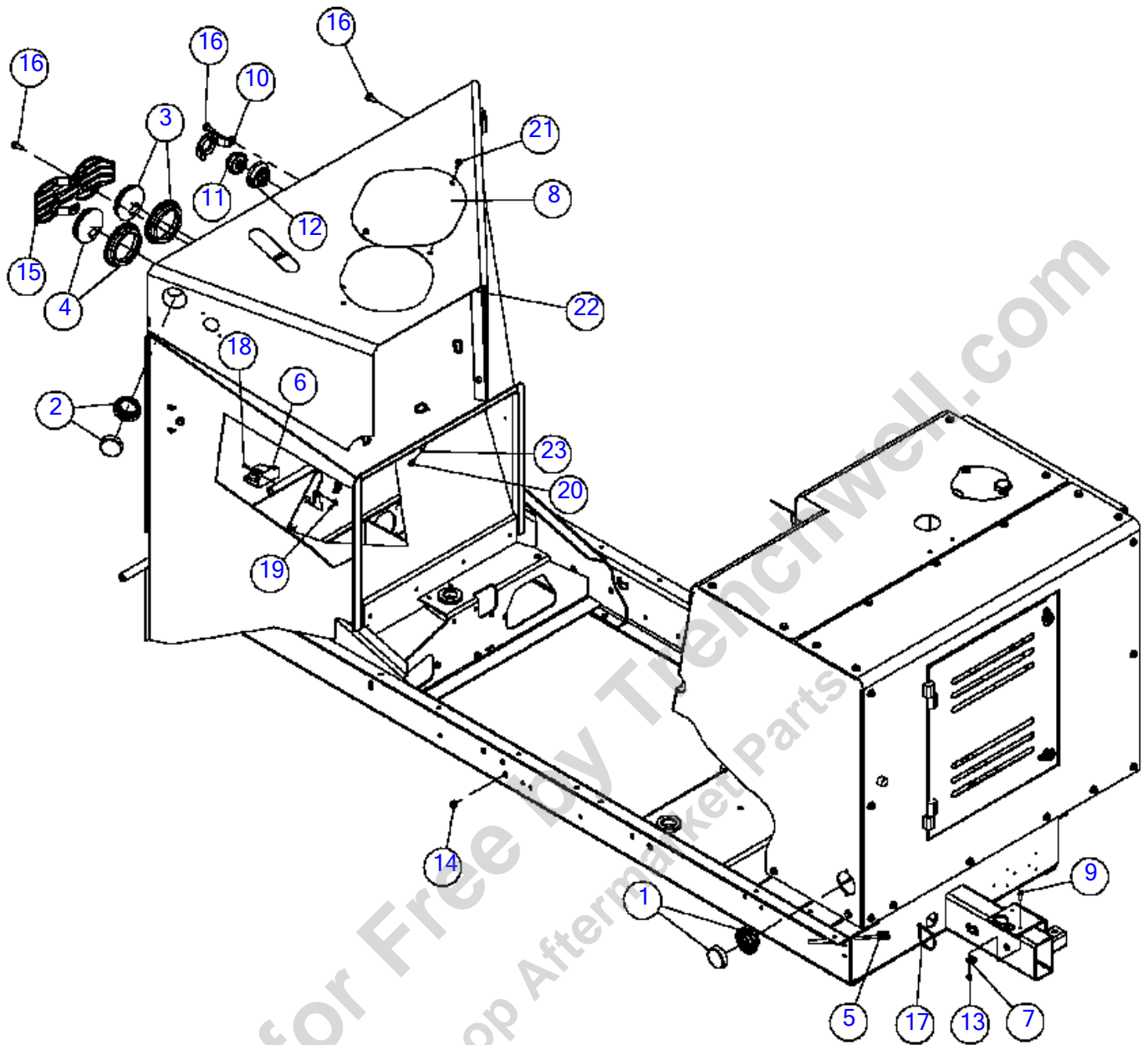


Illustration No: 163672337 - Not For Ordering

LED Lights - Aus (SN 19849-)

Fig 14-13R01

REF NO.	PART NO.	DESCRIPTION	QTY.	REMARKS
1	180012498	LIGHT-GROMMETED 2 1/2" AMBER SIDE MARKER,2 PIN	2	
2	180012499	LIGHT-GROMMETED 2 1/2" RED SIDE MARKER,2 PIN	2	
3	155958001	LIGHT - L.E.D., RED, STOP, TURN, & TAIL	2	
4	180012347	LIGHT-4"RD AMBER LED TAIL W/GROMMET	2	
5	180012470	HARNESS-DOM/AUST BC1000XL T3	1	
6	163622942	LICENSE LED-RECT.W/MTG.BRKT.	1	
7	2595011	CLAMP-HOSE/CLIP TS7E 3/8"	1	
8	180012466	COVER - REAR SHIELD	1	
9	507610020	SCREW-HFS,M6-1.00X20,10.9,YZ,D6921,FT	1	
10	163677659	SAFETY LIGHT GUARD	1	
11	157645001	LIGHT - AMBER LED #10275Y	1	
12	79802017	GROMMET KIT-2 1/2 (OPEN)	1	
13	507085006	NUT-HEXFLNG LOCK,M6-1.00,10.9,YZ,D6927	1	
14	153681001	GROMMET - 828 W/SBR 60	2	
15	180010152	LIGHT GUARD	2	
16	507612025	SCREW-HFS,M10-1.50X25,10.9,YZ,ANSI,B18.2.3.9M,FT	10	
17	59634001	SINGLE NYTIE - 8"	20	
18	506030020	SCREW-HCS,M5-.80X20,8.8,YZ,D933,FT	2	
19	507085005	NUT-HEXFLNG LOCK,M5-.80,10.9,YZ,D6927	2	
20	153747001	NUT-8M-1.25, ACORN	2	
21	507611025	SCREW-HFS,M8-1.25X25,10.9,YZ,D6921,FT	2	
22	163627850	WELDMENT - AUSTRALIA REAR SHIELD	1	
23	224769001	WASHER-#8 FLAT	2	

LED Lights - Aus (SN 20552-21290)

Fig 14-13R02

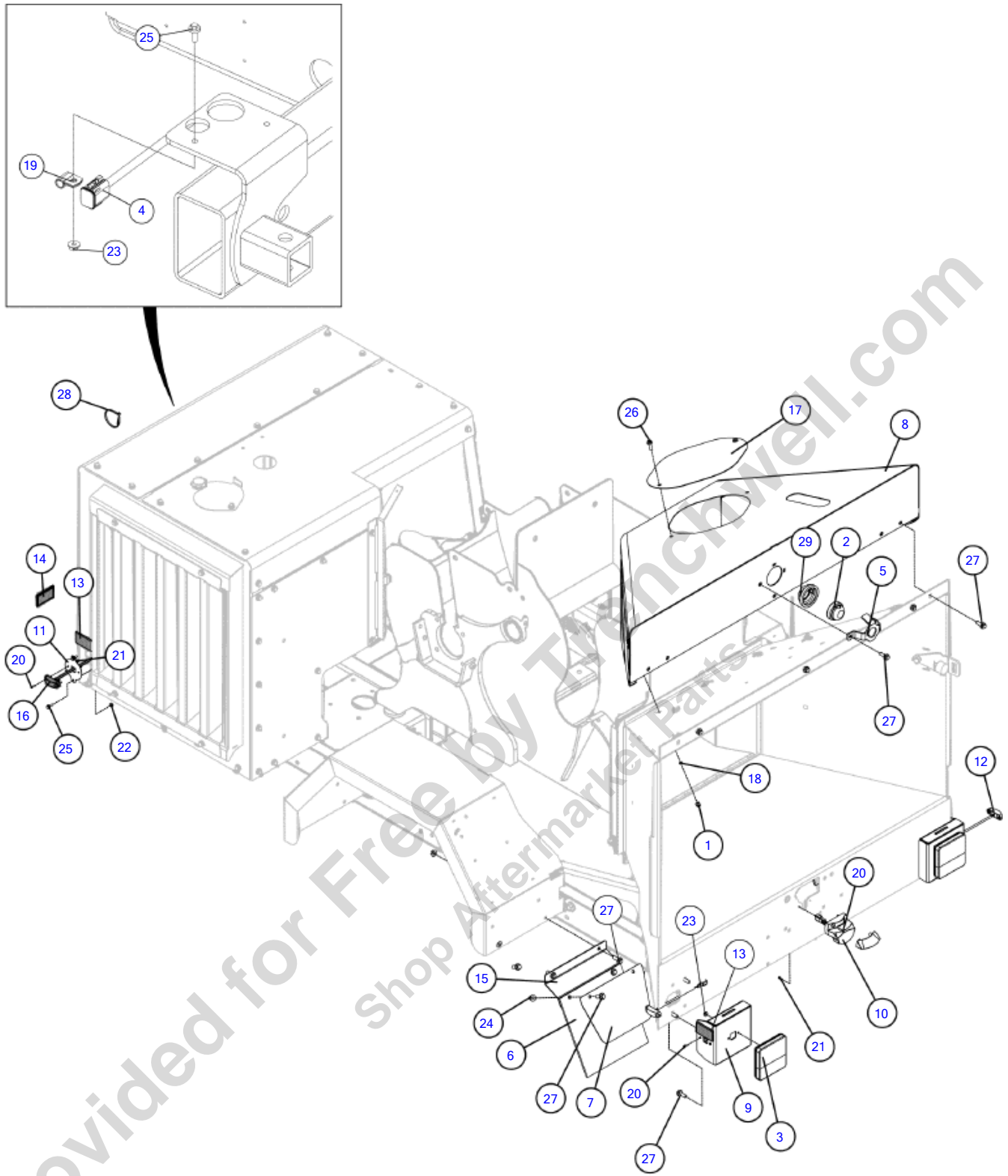


Illustration No: 163714104-Not For Ordering

LED Lights - Aus (SN 20552-21290)

Fig 14-13R02

REF NO.	PART NO.	DESCRIPTION	QTY.	REMARKS
1	153747001	NUT-8M-1.25, ACORN	2	
2	157645001	LIGHT - AMBER LED #10275Y	1	
3	163667421	LIGHT-LED REAR STOP/TAIL/TURN	2	
4	163673211	HARNESS - BC1000 LIGHTING AUSTRALIA	1	
5	163677659	SAFETY LIGHT GUARD	1	
6	163685092	MUD FLAP	2	
7	163685110	PLATE - MUD FLAP	2	
8	163713762	WELDMENT - AUSTRALIA REAR SHIELD	1	
9	163714090	WELDMENT - LIGHT PANEL	2	
10	163714094	LICENSE PLATE LIGHT AND BRCKT #153C-142	1	
11	163714097	PLATE - LIGHT COVER AND MOUNT	2	
12	163714098	LIGHT - RED/AMBER 9-32 VOLT ADR CERT'D	2	
13	163714099	REFLECTOR - AMBER REFLEX ECE CERTIFIED	4	
14	163714100	REFLECTOR - WHITE REFLEX ECE CERTIFIED	2	
15	163714101	PLATE - BC1000 AUS MUDFLAP MOUNT	2	
16	163733119	LIGHT - AMBER 9-32 VOLT ADR CERT'D	2	
17	180012466	COVER - REAR SHIELD	1	
18	224769001	WASHER-#8 FLAT	2	
19	2595011	CLAMP-HOSE/CLIP TS7E 3/8"	1	
20	308002180	SCREW-SLOTTED-HEAD M4X16 -8.8- DIN 84 EV	10	
21	506043004	NUT-HEX,NYL,M4 -.70,YZ,D985	10	
22	506986006	NUT-HEXFLNG,M6-1.00,CL10,YZ,ISO4161	4	
23	507085006	NUT-HEXFLNG LOCK,M6-1.00,10.9,YZ,D6927	5	
24	507085010	NUT-HEXFLNG LOCK, M10-1.50,10.9,YZ,D6927	8	
25	507610016	SCREW-HFS,M6-1.00X16,10.9,YZ,D6921,FT	5	
26	507611025	SCREW-HFS,M8-1.25X25,10.9,YZ,D6921,FT	2	
27	507612025	SCREW-HFS,M10-1.50X25,10.9,YZ,ANSI,B18.2.3.9M,FT	21	
28	59634001	SINGLE NYTIE - 8"	20	
29	79802017	GROMMET KIT-2 1/2 (OPEN)	1	

LED Lights- Aus (SN 29291-22324)

Fig 14-13R03

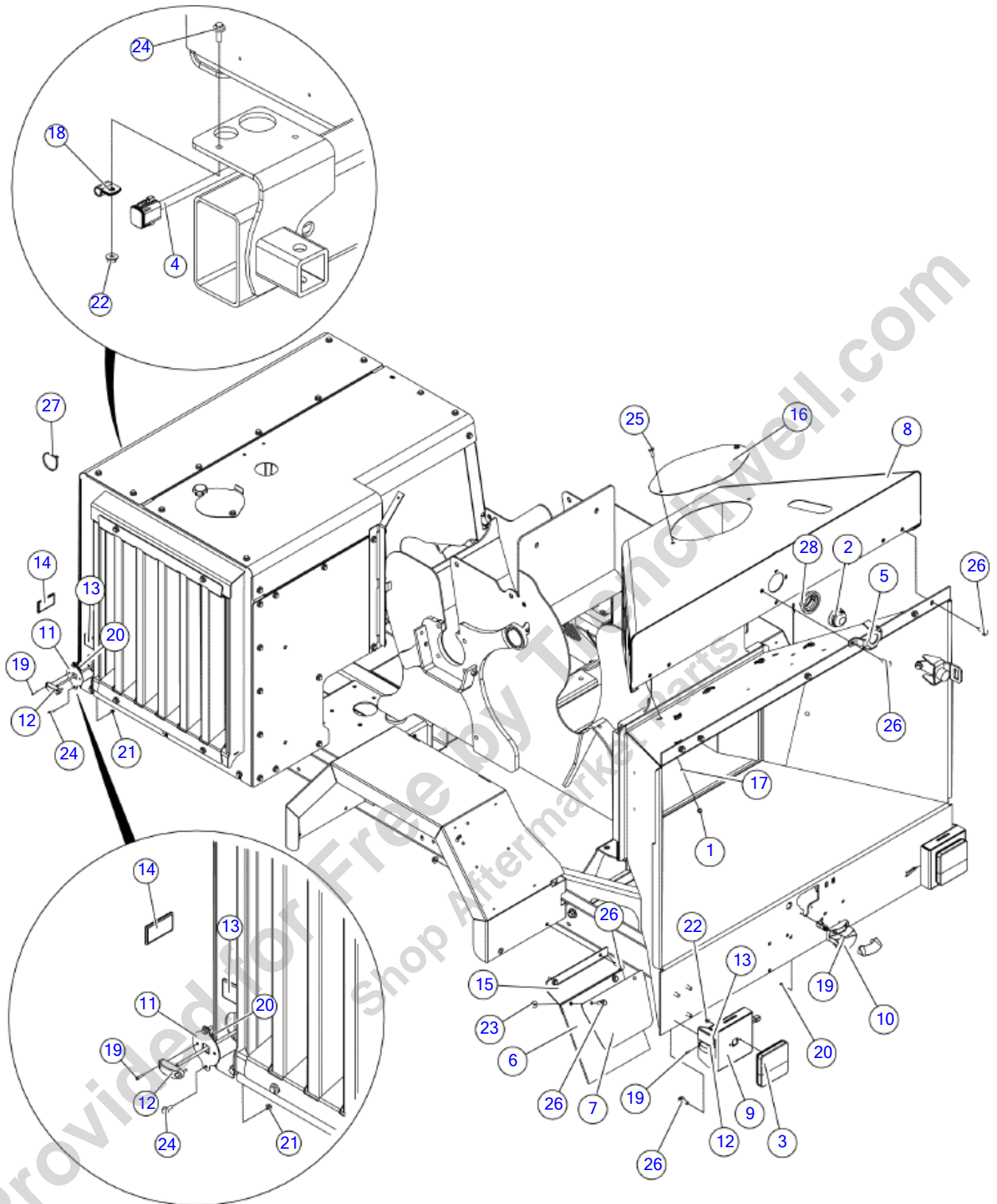


Illustration No: 163714104-Not For Ordering

LED Lights- Aus (SN 29291-22324)

Fig 14-13R03

REF NO.	PART NO.	DESCRIPTION	QTY.	REMARKS
1	153747001	NUT-8M-1.25, ACORN	2	
2	157645001	LIGHT - AMBER LED #10275Y	1	
3	163667421	LIGHT-LED REAR STOP/TAIL/TURN	2	
4	163673211	HARNESS - BC1000 LIGHTING AUSTRALIA	1	
5	163677659	SAFETY LIGHT GUARD	1	
6	163685092	MUD FLAP	2	
7	163685110	PLATE - MUD FLAP	2	
8	163713762	WELDMENT - AUSTRALIA REAR SHIELD	1	
9	163714090	WELDMENT - LIGHT PANEL	2	
10	163714094	LICENSE PLATE LIGHT AND BRCKT #153C-142	1	
11	163714097	PLATE - LIGHT COVER AND MOUNT	2	
12	163714098	LIGHT - RED/AMBER 9-32 VOLT ADR CERT'D	4	
13	163714099	REFLECTOR - AMBER REFLEX ECE CERTIFIED	4	
14	163714100	REFLECTOR - WHITE REFLEX ECE CERTIFIED	2	
15	163714101	PLATE - BC1000 AUS MUDFLAP MOUNT	2	
16	180012466	COVER - REAR SHIELD	1	
17	224769001	WASHER-#8 FLAT	2	
18	2595011	CLAMP-HOSE/CLIP TS7E 3/8"	1	
19	308002180	SCREW-SLOTTED-HEAD M4X16 -8.8- DIN 84 EV	10	
20	506043004	NUT-HEX,NYL,M4 -.70,YZ,D985	10	
21	506986006	NUT-HEXFLNG,M6-1.00,CL10,YZ,ISO4161	4	
22	507085006	NUT-HEXFLNG LOCK,M6-1.00,10.9,YZ,D6927	5	
23	507085010	NUT-HEXFLNG LOCK, M10-1.50,10.9,YZ,D6927	8	
24	507610016	SCREW-HFS,M6-1.00X16,10.9,YZ,D6921,FT	5	
25	507611025	SCREW-HFS,M8-1.25X25,10.9,YZ,D6921,FT	2	
26	507612025	SCREW-HFS,M10-1.50X25,10.9,YZ,ANSI,B18.2.3.9M,FT	22	
27	59634001	SINGLE NYTIE - 8"	20	
28	79802017	GROMMET KIT-2 1/2 (OPEN)	1	

LED Lights - Aus (SN 22325-)

Fig 14-13R04

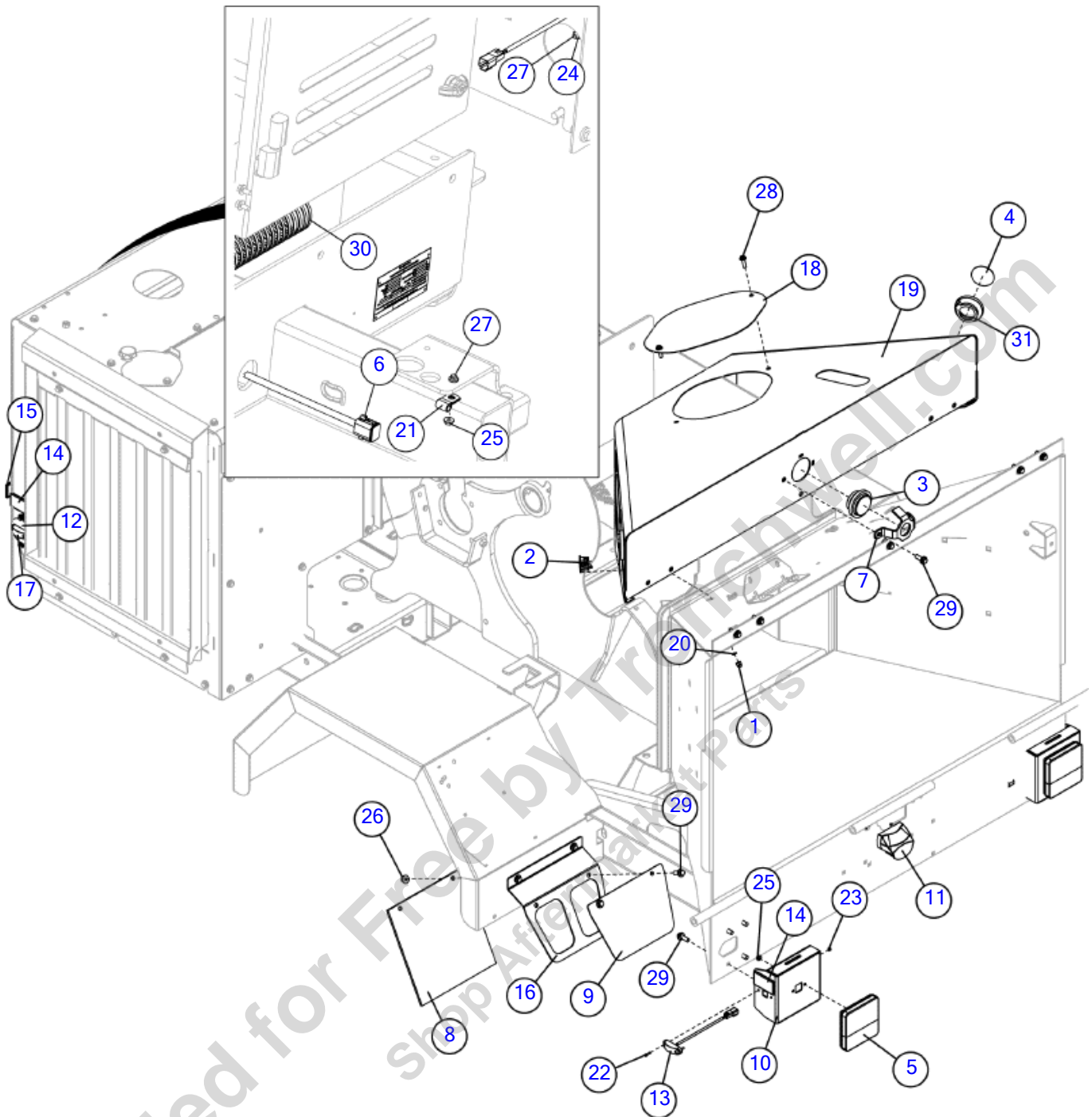


Illustration No: 163714104 - Not For Ordering

LED Lights - Aus (SN 22325-)

Fig 14-13R04

REF NO.	PART NO.	DESCRIPTION	QTY.	REMARKS
1	153747001	NUT-8M-1.25, ACORN	2	
2	156720001	PLUG - ROCKER SWITCH	2	
3	163622943	LIGHT-2 1/2 YELLOW #10086Y	1	
4	163666581	COVER-SIDE MARKER	2	
5	163667421	LIGHT-LED REAR STOP/TAI/TURN	2	
6	163673211	HARNESS - BC1000 LIGHTING AUSTRALIA	1	
7	163677659	SAFETY LIGHT GUARD	1	
8	163685092	MUD FLAP	2	
9	163685110	PLATE - MUD FLAP	2	
10	163714090	WELDMENT - LIGHT PANEL	2	
11	163714094	LICENSE PLATE LIGHT AND BRCKT #153C-142	1	
12	163714097	PLATE - LIGHT COVER AND MOUNT	2	
13	163714098	LIGHT - RED/AMBER 9-32 VOLT ADR CERT'D	2	
14	163714099	REFLECTOR - AMBER REFLEX ECE CERTIFIED	4	
15	163714100	REFLECTOR - WHITE REFLEX ECE CERTIFIED	2	
16	163714101	PLATE - BC1000 AUS MUDFLAP MOUNT	2	
17	163733119	LIGHT - AMBER 9-32 VOLT ADR CERT'D	2	
18	180012466	COVER - REAR SHIELD	1	
19	180025204	WELDMENT - AUSTRALIA REAR SHIELD	1	
20	224769001	WASHER-#8 FLAT	2	
21	2595011	CLAMP-HOSE/CLIP 3/8" "P" STYLE	1	
22	308002180	SCREW-SLOTTED-HEAD M4X16 -8.8- DIN 84 EV	10	
23	506043004	NUT-HEX,NYL,M4 -.70,YZ,D985	10	
24	506986006	NUT HEXFLNG M6 1.00 CL10 YZ ISO4161	4	
25	507085006	NUT-HEXFLNG LOCK,M6-1.00,10.9,YZ,D6927	5	
26	507085010	NUT-HEXFLNG LOCK, M10-1.50,10.9,YZ,D6927	8	
27	507610016	SCREW-HFS,M6-1.00X16,10.9,YZ,D6921,FT	5	
28	507611025	SCREW-HFS,M8-1.25X25,10.9,YZ,D6921,FT	2	
29	507612025	SCREW-HFS,M10-1.50X25,10.9,YZ,ANSI,B18.2.3.9M,FT	22	
30	59634001	SINGLE NYTIE - 8"	20	
31	79802017	GROMMET KIT-2 1/2 (OPEN)	2	

LED Lights - Aus (SN 25371-)

Fig 14-13X01

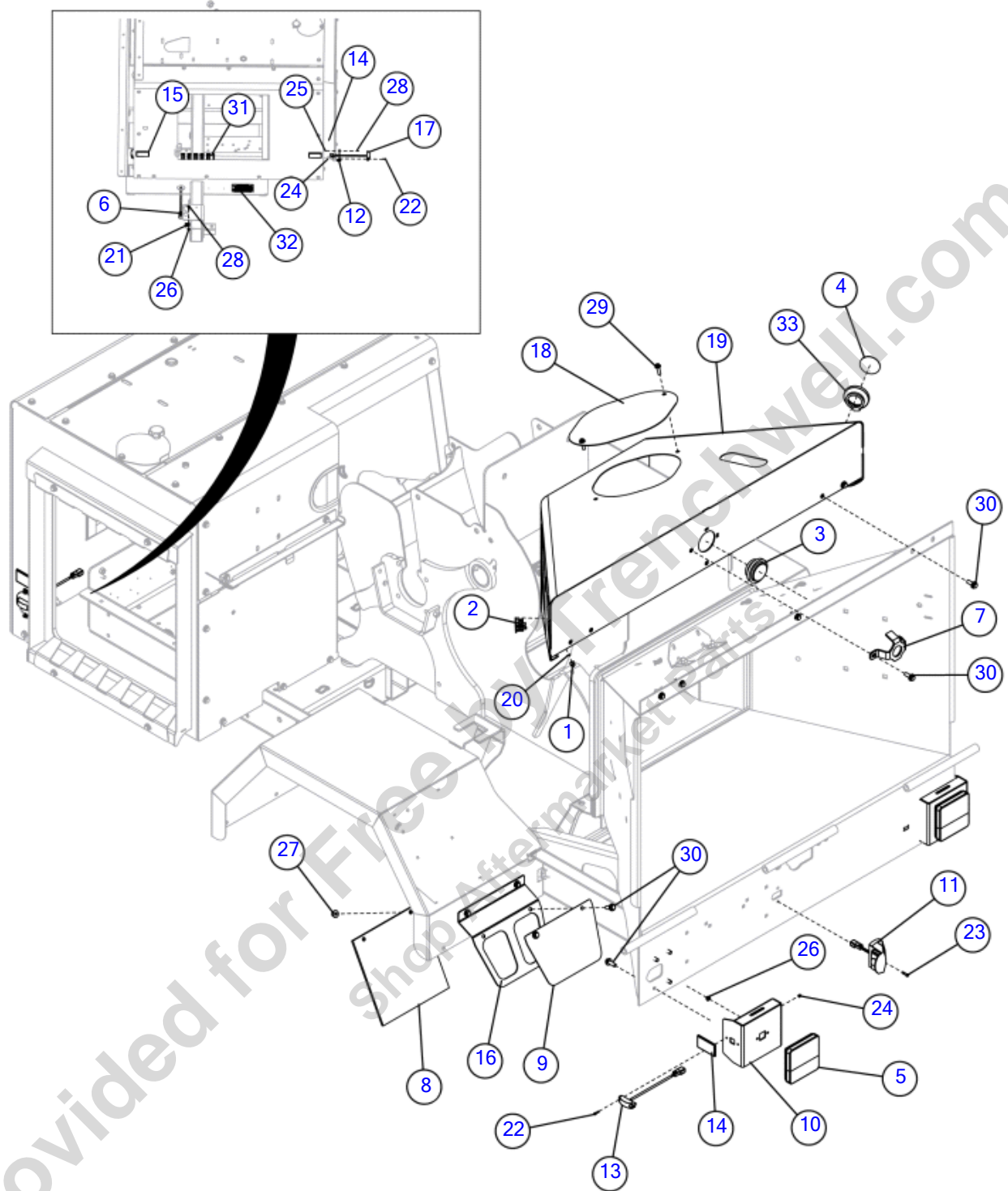


Illustration No: 163709693 - Not For Ordering

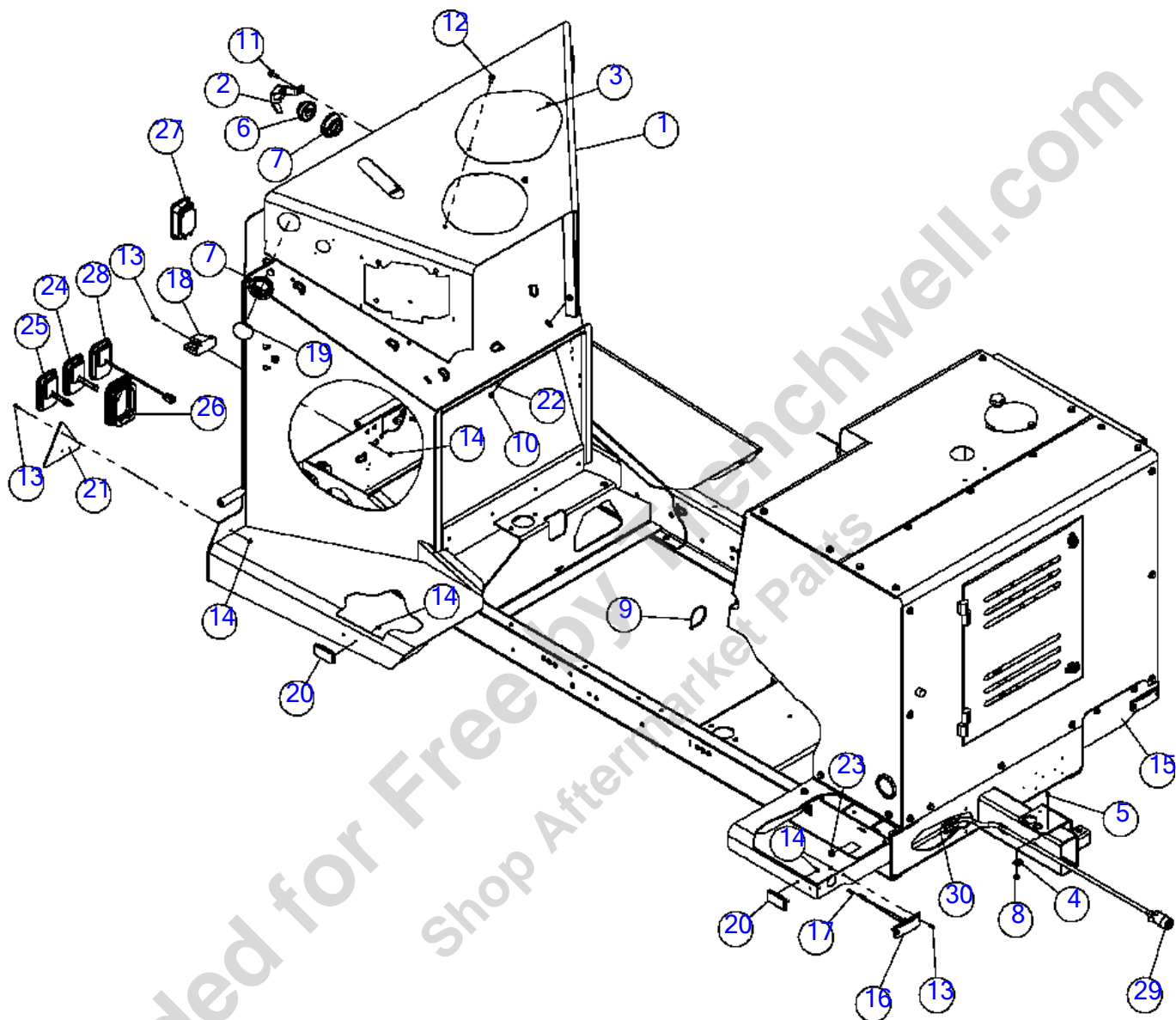
LED Lights - Aus (SN 25371-)

Fig 14-13X01

REF NO.	PART NO.	DESCRIPTION	QTY.	REMARKS
1	153747001	NUT-8M-1.25, ACORN	2	
2	156720001	PLUG - ROCKER SWITCH	2	
3	163622943	LIGHT-2 1/2 YELLOW #10086Y	1	
4	163666581	COVER-SIDE MARKER	2	
5	163667421	LIGHT-LED REAR STOP/TAIL/TURN	2	
6	163673211	HARNES - BC1000 LIGHTING AUSTRALIA	1	
7	163677659	SAFETY LIGHT GUARD	1	
8	163685092	MUD FLAP	2	
9	163685110	PLATE - MUD FLAP	2	
10	163714090	WELDMENT - LIGHT PANEL	2	
11	163714094	LICENSE PLATE LIGHT AND BRCKT #153C-142	1	
12	163714097	PLATE - LIGHT COVER AND MOUNT	2	
13	163714098	LIGHT - RED/AMBER 9-32 VOLT ADR CERT'D	2	
14	163714099	REFLECTOR - AMBER REFLEX ECE CERTIFIED	4	
15	163714100	REFLECTOR - WHITE REFLEX ECE CERTIFIED	2	
16	163714101	PLATE - BC1000 AUS MUDFLAP MOUNT	2	
17	163733119	LIGHT - AMBER 9-32 VOLT ADR CERT'D	2	
18	180012466	COVER - REAR SHIELD	1	
19	180025204	WELDMENT - AUSTRALIA REAR SHIELD	1	
20	224769001	WASHER-#8 FLAT	2	
21	2595011	CLAMP-HOSE/CLIP 3/8" "P" STYLE	1	
22	308002180	SCREW-SLOTTED-HEAD M4X16 -8.8- DIN 84 EV	8	
23	506030020	SCREW,HCS,M5,.80X20,8.8,D933,FT	2	
24	506043004	NUT-HEX,NYL,M4 -.70,D985	8	
25	506986006	NUT HEXFLNG M6 1.00 CL10 ISO4161	4	
26	507085006	NUT-HEXFLNG LOCK,M6-1.00,10.9,D6927	5	
27	507085010	NUT-HEXFLNG LOCK, M10-1.50,10.9,D6927	8	
28	507610016	SCREW-HFS,M6-1.00X16,10.9,D6921,FT	5	
29	507611025	SCREW-HFS,M8-1.25X25,10.9,D6921,FT	2	
30	507612025	SCREW-HFS,M10-1.50X25,10.9,ANSI,B18.2.3.9M,FT	22	
31	59634001	SINGLE NYTIE - 8"	20	
32	7000G079	SERIAL PLATE - ON HIGHWAY	1	
33	79802017	GROMMET KIT-2 1/2 (OPEN)	2	

LED Lights - Right Hand Controls Euro (SN 19200-20821)

Fig 14-14



LED Lights - Right Hand Controls Euro (SN 19200-20821)

Fig 14-14

REF NO.	PART NO.	DESCRIPTION	QTY.	REMARKS
1	163627853	WELDMENT - EUROPEAN RH REAR SHIELD	1	
2	180010166	SAFETY LIGHT GAURD	1	
3	180012466	COVER - REAR SHIELD	1	
4	2595011	CLAMP-HOSE/CLIP TS7E 3/8"	1	
5	507610020	SCREW-HFS,M6-1.00X20,10.9,YZ,D6921,FT	1	
6	157645001	LIGHT - AMBER LED #10275Y	1	
7	79802017	GROMMET KIT-2 1/2 (OPEN)	5	
8	507085006	NUT-HEXFLNG LOCK,M6-1.00,10.9,YZ,D6927	1	
9	59634001	SINGLE NYTIE - 8"	20	
10	153747001	NUT-8M-1.25, ACORN	2	
11	507612025	SCREW-HFS,M10-1.50X25,10.9,YZ,ANSI,B18.2.3.9M,FT	6	
12	507611025	SCREW-HFS,M8-1.25X25,10.9,YZ,D6921,FT	2	
13	506030020	SCREW-HCS,M5-.80X20,8.8,YZ,D933,FT	12	
14	507085005	NUT-HEXFLNG LOCK,M5-.80,10.9,YZ,D6927	20	
15	163672303	BRACKET-EURO FRONT LEFT	1	
16	163631007	LIGHT- CLEAR 12/24VDC	2	
17	4714001	TERMINAL-BUTT SPLICE 16-14 GA.	4	
18	163622942	LICENSE LED-RECT.W/MTG.BRKT.	2	
19	163666581	COVER-SIDE MARKER	4	
20	153858001	REFLECTOR	4	
21	99026001	REFLECTOR (TRIANGLE)	2	
22	224769001	WASHER-#8 FLAT	2	
23	153681001	GROMMET - 828 W/SBR 60	2	
24	163631009	LAMP-REAR TURN 10-30 VDC	2	
25	163631013	LAMP-STOP.POSITION 10-30 VDC	2	
26	153857001	GROMMET - MOUNT	6	
27	163672396	LIGHT-REVERSE-MODEL 45 INCAND. 12V	1	
28	180008097	LIGHT - EURO LED REAR FOG	1	
29	163672398	HARNESS-EUROPEAN TRAILER PIGTAIL	1	
30	163672397	HARNESS-EUROPEAN TRAILER LIGHTING	1	

LED Lights - Right Hand Controls Euro (SN 20822-22324)

Fig 14-14R01

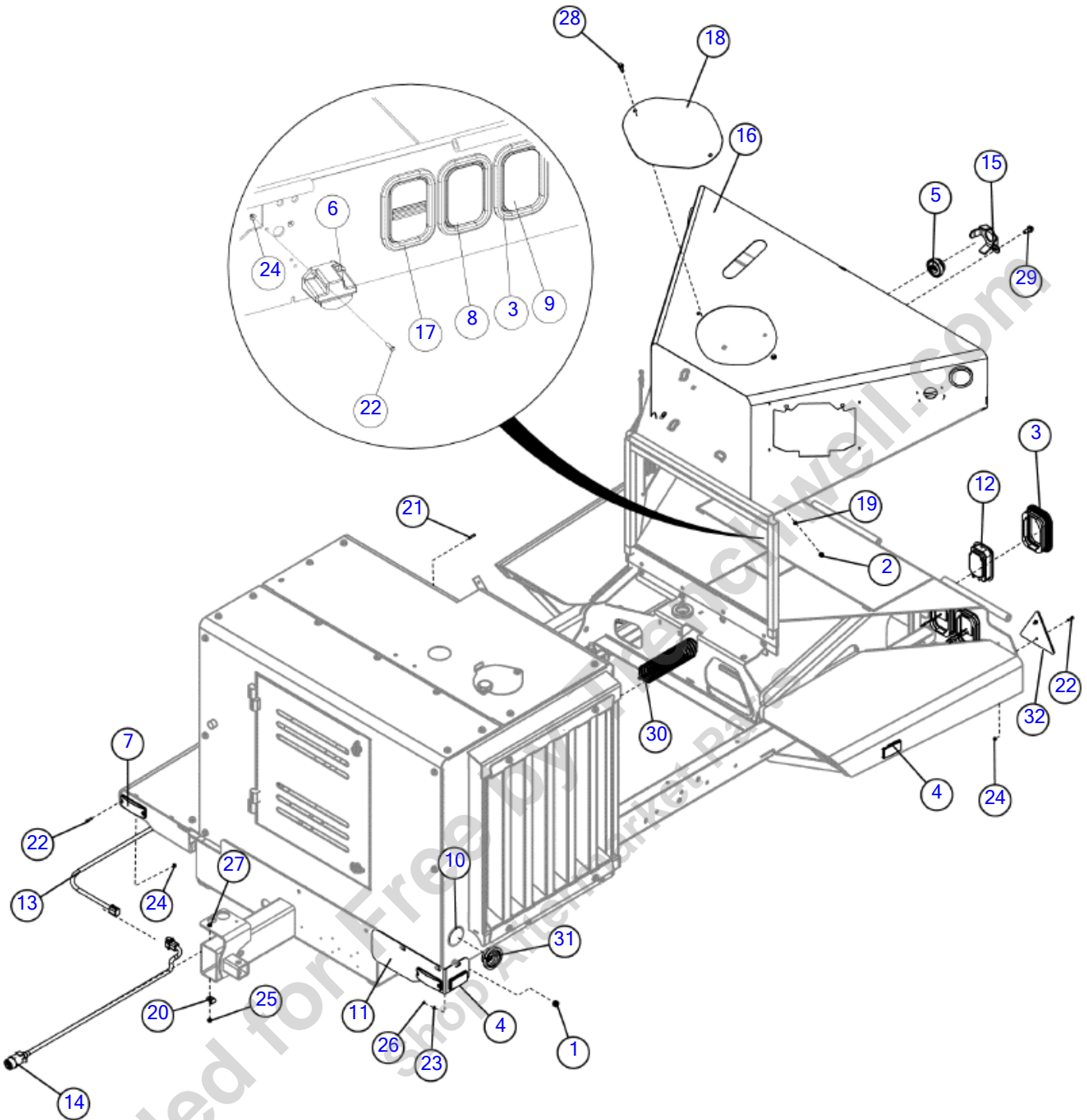


Illustration No. 163672377- Not For Ordering

LED Lights - Right Hand Controls Euro (SN 20822-22324)

Fig 14-14R01

REF NO.	PART NO.	DESCRIPTION	QTY.	REMARKS
1	153681001	GROMMET - 828 W/SBR 60	2	
2	153747001	NUT-8M-1.25, ACORN	2	
3	153857001	GROMMET - MOUNT	6	
4	153858001	REFLECTOR	4	
5	157645001	LIGHT - AMBER LED #10275Y	1	
6	163622942	LICENSE LED-RECT.W/MTG.BRKT.	2	
7	163631007	LIGHT- CLEAR 12/24VDC	2	
8	163631009	LAMP-REAR TURN 10-30 VDC	2	
9	163631013	LAMP-STOP.POSITION 10-30 VDC	2	
10	163666581	COVER-SIDE MARKER	4	
11	163672303	BRACKET-EURO FRONT LEFT	1	
12	163672396	LIGHT-REVERSE-MODEL 45 INCAND. 12V	1	
13	163672397	HARNESS-EUROPEAN TRAILER LIGHTING	1	
14	163672398	HARNESS-EUROPEAN TRAILER PIGTAIL	1	
15	163677659	SAFETY LIGHT GUARD	1	
16	163713759	WELDMENT - EUROPEAN LH REAR SHIELD	1	
17	180008097	LIGHT - EURO LED REAR FOG	1	
18	180012466	COVER - REAR SHIELD	1	
19	224769001	WASHER-#8 FLAT	2	
20	2595011	CLAMP-HOSE/CLIP TS7E 3/8"	1	
21	4714001	TERMINAL-BUTT SPLICE 16-14 GA.	4	
22	506030020	SCREW,HCS,M5,.80X20,8.8,YZ,D933,FT	12	
23	506046005	WASHER-FLAT,M5,YZ,D125A	8	
24	507085005	NUT-HEXFLNG LOCK,M5-.80,10.9,YZ,D6927	12	
25	507085006	NUT-HEXFLNG LOCK,M6-1.00,10.9,YZ,D6927	1	
26	507090005	NUT-HEX,M5-.80,CL10,YZ,ISO4032	8	
27	507610020	SCREW-HFS,M6-1.00X20,10.9,YZ,D6921,FT	1	
28	507611025	SCREW-HFS,M8-1.25X25,10.9,YZ,D6921,FT	2	
29	507612025	SCREW-HFS,M10-1.50X25,10.9,YZ,ANSI,B18.2.3.9M,FT	6	
30	59634001	SINGLE NYTIE - 8"	18	
31	79802017	GROMMET KIT-2 1/2 (OPEN)	5	
32	99026001	REFLECTOR (TRIANGLE)	2	

LED Lights - Right Hand Controls Euro (SN 22325-)

Fig 14-14R02

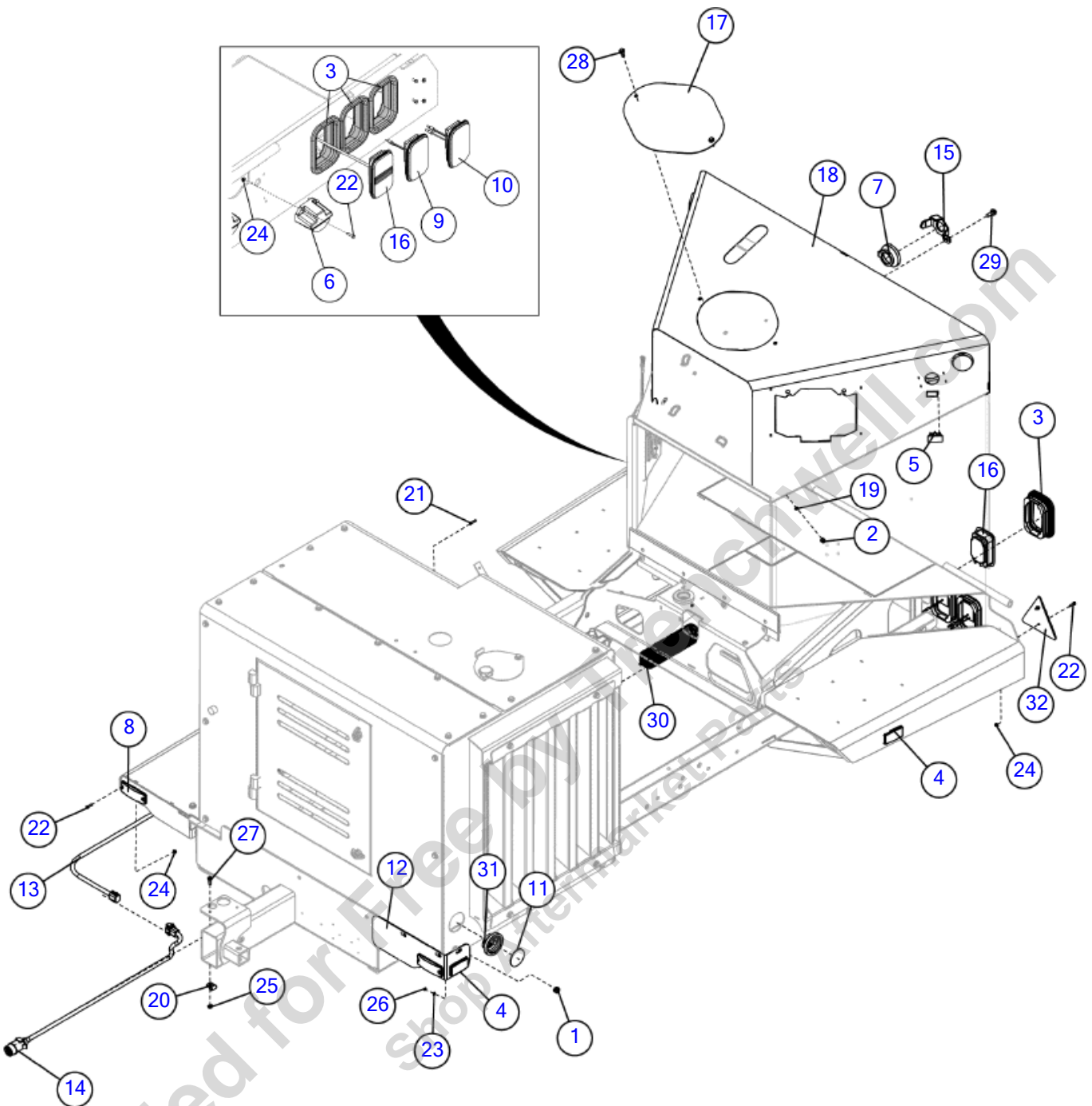


Illustration No. 163672377- Not For Ordering

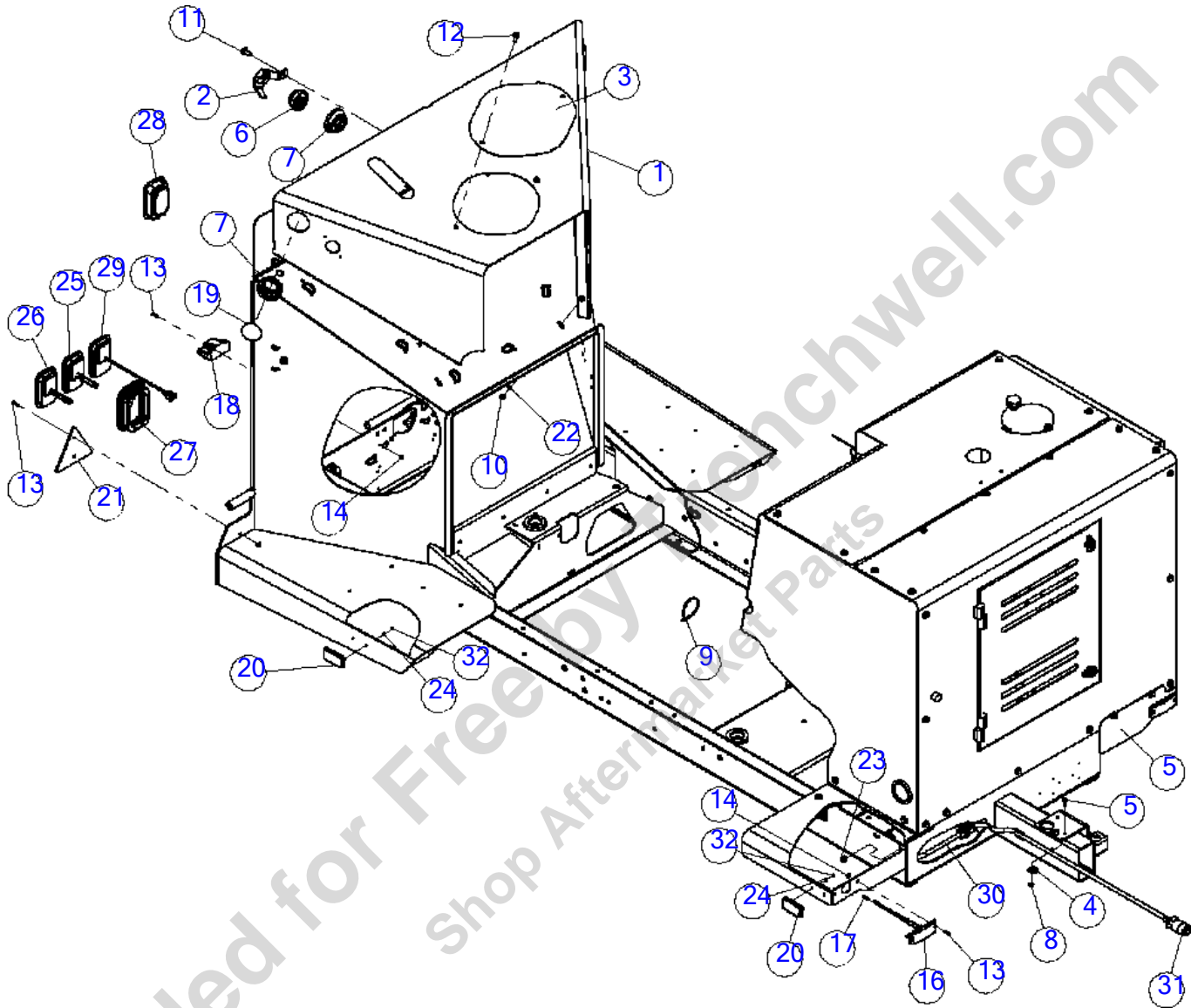
LED Lights - Right Hand Controls Euro (SN 22325-)

Fig 14-14R02

REF NO.	PART NO.	DESCRIPTION	QTY.	REMARKS
1	153681001	GROMMET - 828 W/SBR 60	2	
2	153747001	NUT-8M-1.25, ACORN	2	
3	153858001	REFLECTOR	4	
4	153857001	GROMMET - MOUNT	6	
5	156720001	PLUG - ROCKER SWITCH	2	
6	163622942	LICENSE LED-RECT.W/MTG.BRKT.	2	
7	163622943	LIGHT-2 1/2 YELLOW #10086Y	1	
8	163631001	LIGHT- AMBER 12/24VDC	2	
9	163631009	LAMP-REAR TURN 10-30 VDC	2	
10	163631013	LAMP-STOP.POSITION 10-30 VDC	2	
11	163666581	COVER-SIDE MARKER	4	
12	163672303	BRACKET-EURO FRONT LEFT	1	
13	163672397	HARNESS-EUROPEAN TRAILER LIGHTING	1	
14	163672398	HARNESS-EUROPEAN TRAILER PIGTAIL	1	
15	163677659	SAFETY LIGHT GUARD	1	
16	180008097	LIGHT - EURO LED REAR FOG	2	
17	180012466	COVER - REAR SHIELD	1	
18	180025200	WELDMENT - EUROPEAN LH REAR SHIELD	1	
19	224769001	WASHER-#8 FLAT	2	
20	2595011	CLAMP-HOSE/CLIP 3/8" "P" STYLE	1	
21	4714001	TERMINAL-BUTT SPLICE 16-14 GA.	4	
22	506030020	SCREW,HCS,M5,.80X20,8.8,YZ,D933,FT	12	
23	506046005	WASHER - FLAT M5 YZ D125A	8	
24	507085005	NUT GB/T 6177.1 M5-GR8	12	
25	507085006	NUT-HEXFLNG LOCK,M6-1.00,10.9,YZ,D6927	1	
26	507090005	NUT-HEX,M5-.80,CL10,YZ,ISO4032	8	
27	507610020	SCREW,HFS,M6-1.00X20,10.9,YZ,D6921,FT	1	
28	507611025	SCREW-HFS,M8-1.25X25,10.9,YZ,D6921,FT	2	
29	507612025	SCREW-HFS,M10-1.50X25,10.9,YZ,ANSI,B18.2.3.9M,FT	6	
30	59634001	SINGLE NYTIE - 8"	18	
31	79802017	GROMMET KIT-2 1/2 (OPEN)	4	
32	99026001	REFLECTOR - TRIANGLE	2	

LED Lights Left Hand Controls Euro (SN 19200-19848)

Fig 14-15



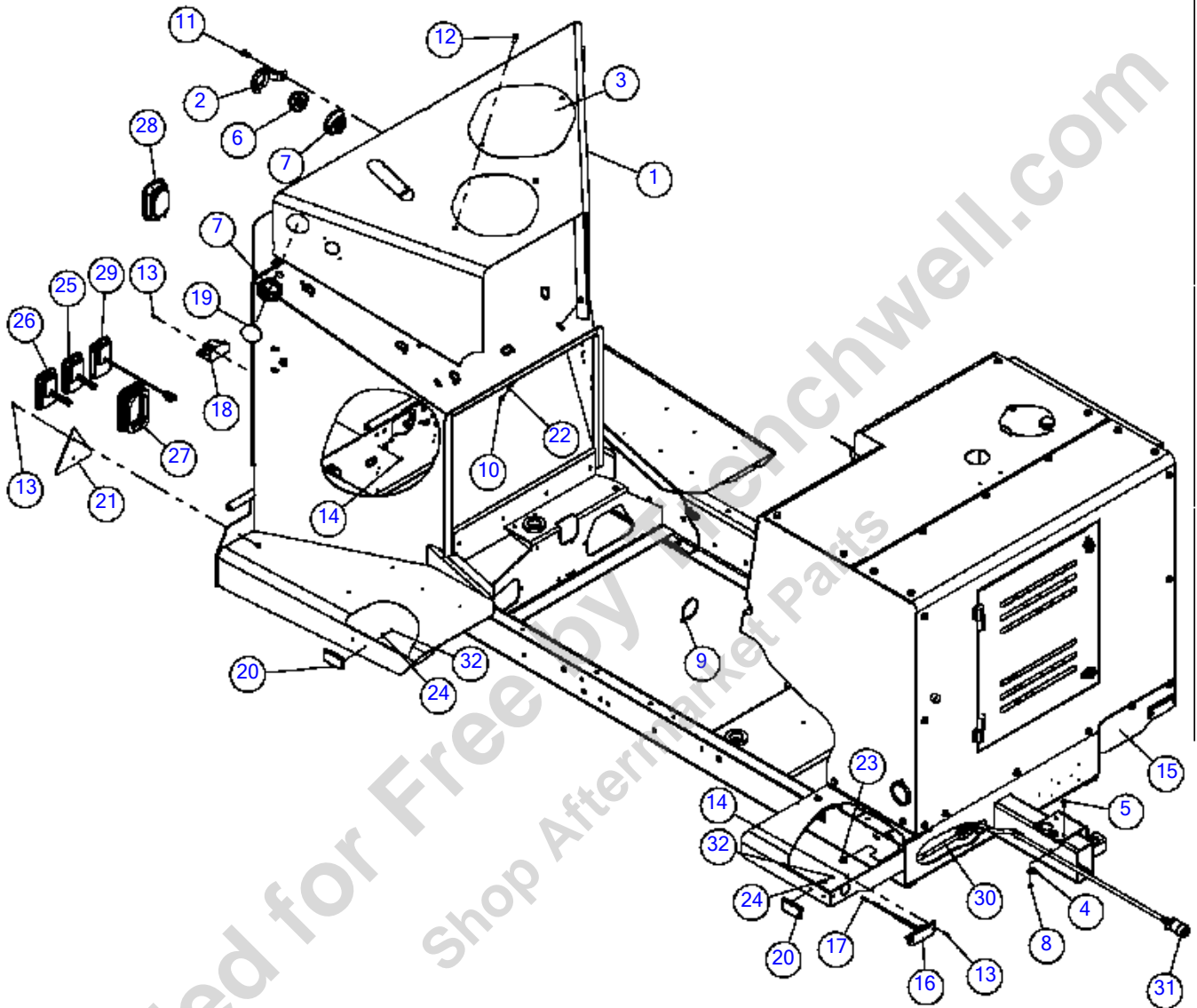
LED Lights Left Hand Controls Euro (SN 19200-19848)

Fig 14-15

REF NO.	PART NO.	DESCRIPTION	QTY.	REMARKS
1	163627854	WELDMENT - EUROPEAN LH REAR SHIELD	1	
2	180010166	SAFETY LIGHT GAURD	1	
3	180012466	COVER - REAR SHIELD	1	
4	2595011	CLAMP-HOSE/CLIP TS7E 3/8"	1	
5	507610020	SCREW-HFS,M6-1.00X20,10.9,YZ,D6921,FT	1	
6	157645001	LIGHT - AMBER LED #10275Y	1	
7	79802017	GROMMET KIT-2 1/2 (OPEN)	5	
8	507085006	NUT-HEXFLNG LOCK,M6-1.00,10.9,YZ,D6927	1	
9	59634001	SINGLE NYTIE - 8"	20	
10	153747001	NUT-8M-1.25, ACORN	2	
11	507612025	SCREW-HFS,M10-1.50X25,10.9,YZ,ANSI,B18.2.3.9M,FT	6	
12	507611025	SCREW-HFS,M8-1.25X25,10.9,YZ,D6921,FT	2	
13	506030020	SCREW-HCS,M5-.80X20,8.8,YZ,D933,FT	12	
14	507085005	NUT-HEXFLNG LOCK,M5-.80,10.9,YZ,D6927	12	
15	163672303	BRACKET-EURO FRONT LEFT	1	
16	163631007	LIGHT- CLEAR 12/24VDC	2	
17	4714001	TERMINAL-BUTT SPLICE 16-14 GA.	4	
18	163622942	LICENSE LED-RECT.W/MTG.BRKT.	2	
19	163666581	COVER-SIDE MARKER	4	
20	153858001	REFLECTOR	4	
21	99026001	REFLECTOR (TRIANGLE)	2	
22	224769001	WASHER-#8 FLAT	2	
23	153681001	GROMMET - 828 W/SBR 60	2	
24	506046005	WASHER-FLAT,M5,YZ,D125A	8	
25	163631009	LAMP-REAR TURN 10-30 VDC	2	
26	163631013	LAMP-STOP.POSITION 10-30 VDC	2	
27	153857001	GROMMET - MOUNT	6	
28	163672396	LIGHT-REVERSE-MODEL 45 INCAND. 12V	1	
29	180008097	LIGHT - EURO LED REAR FOG	1	
30	163672397	HARNESS-EUROPEAN TRAILER LIGHTING	1	
31	163672398	HARNESS-EUROPEAN TRAILER PIGTAIL	1	
32	507090005	NUT-HEX,M5-.80,CL10,YZ,ISO4032	8	

LED Lights Left Hand Controls Euro (SN 19849-20821)

Fig 14-15R01



LED Lights Left Hand Controls Euro (SN 19849-20821)

Fig 14-15R01

REF NO.	PART NO.	DESCRIPTION	QTY.	REMARKS
1	163627854	WELDMENT - EUROPEAN LH REAR SHIELD	1	
2	163677659	SAFETY LIGHT GUARD	1	
3	180012466	COVER - REAR SHIELD	1	
4	2595011	CLAMP-HOSE/CLIP TS7E 3/8"	1	
5	507610020	SCREW-HFS,M6-1.00X20,10.9,YZ,D6921,FT	1	
6	157645001	LIGHT - AMBER LED #10275Y	1	
7	79802017	GROMMET KIT-2 1/2 (OPEN)	5	
8	507085006	NUT-HEXFLNG LOCK,M6-1.00,10.9,YZ,D6927	1	
9	59634001	SINGLE NYTIE - 8"	20	
10	153747001	NUT-8M-1.25, ACORN	2	
11	507612025	SCREW-HFS,M10-1.50X25,10.9,YZ,ANSI,B18.2.3.9M,FT	6	
12	507611025	SCREW-HFS,M8-1.25X25,10.9,YZ,D6921,FT	2	
13	506030020	SCREW-HCS,M5-.80X20,8.8,YZ,D933,FT	12	
14	507085005	NUT-HEXFLNG LOCK,M5-.80,10.9,YZ,D6927	12	
15	163672303	BRACKET-EURO FRONT LEFT	1	
16	163631007	LIGHT- CLEAR 12/24VDC	2	
17	4714001	TERMINAL-BUTT SPLICE 16-14 GA.	4	
18	163622942	LICENSE LED-RECT.W/MTG.BRKT.	2	
19	163666581	COVER-SIDE MARKER	4	
20	153858001	REFLECTOR	4	
21	99026001	REFLECTOR (TRIANGLE)	2	
22	224769001	WASHER-#8 FLAT	2	
23	153681001	GROMMET - 828 W/SBR 60	2	
24	506046005	WASHER-FLAT,M5,YZ,D125A	8	
25	163631009	LAMP-REAR TURN 10-30 VDC	2	
26	163631013	LAMP-STOP.POSITION 10-30 VDC	2	
27	153857001	GROMMET - MOUNT	6	
28	163672396	LIGHT-REVERSE-MODEL 45 INCAND. 12V	1	
29	180008097	LIGHT - EURO LED REAR FOG	1	
30	163672397	HARNESS-EUROPEAN TRAILER LIGHTING	1	
31	163672398	HARNESS-EUROPEAN TRAILER PIGTAIL	1	
32	507090005	NUT-HEX,M5-.80,CL10,YZ,ISO4032	8	

LED Lights Left Hand Controls Euro (SN 20822-22324)

Fig 14-15R02

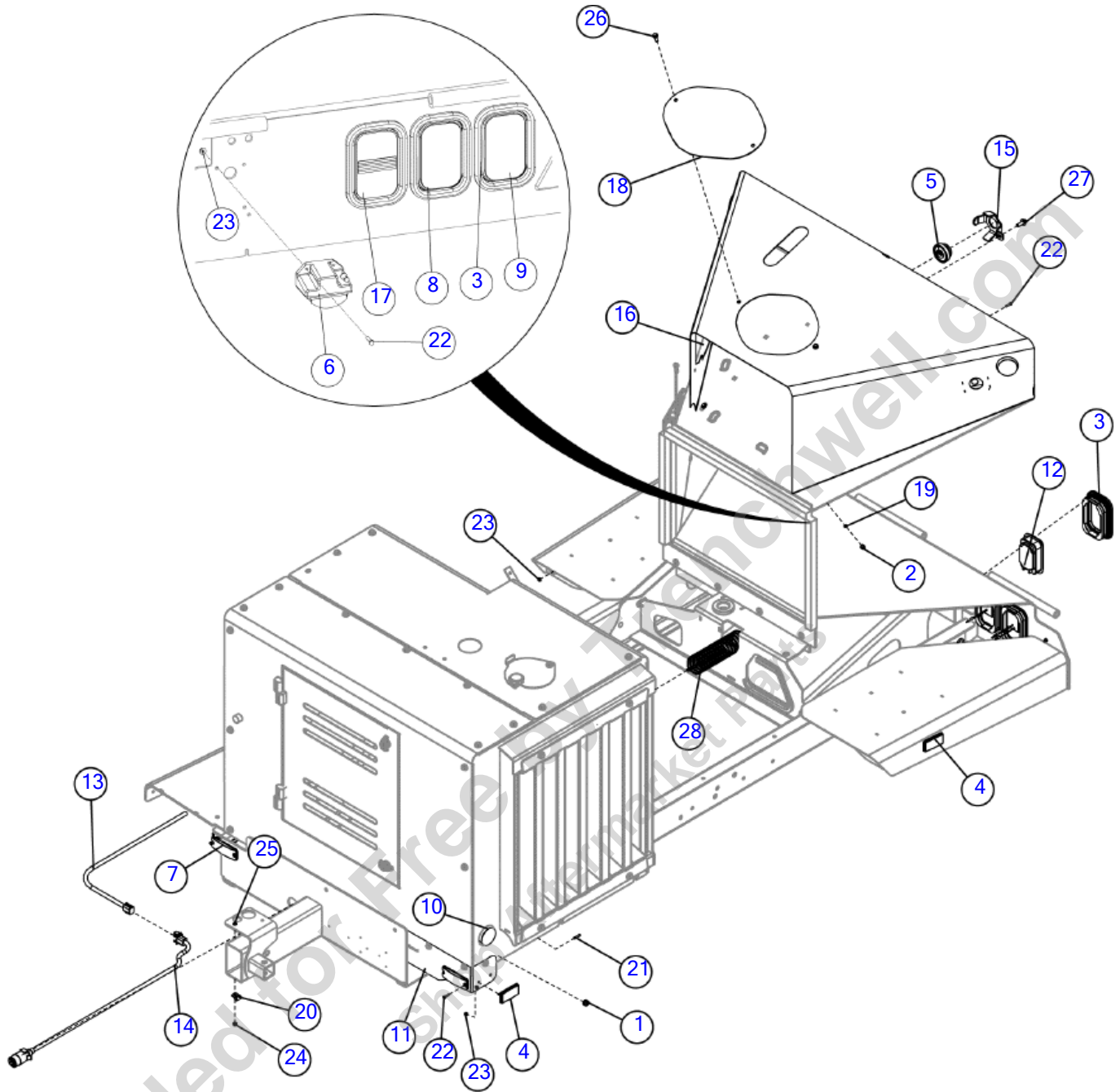


Illustration No. 163672292- Not For Ordering

LED Lights Left Hand Controls Euro (SN 20822-22324)

Fig 14-15R02

REF NO.	PART NO.	DESCRIPTION	QTY.	REMARKS
1	153681001	GROMMET - 828 W/SBR 60	2	
2	153747001	NUT-8M-1.25, ACORN	2	
3	153857001	GROMMET - MOUNT	6	
4	153858001	REFLECTOR	4	
5	157645001	LIGHT - AMBER LED #10275Y	1	
6	163622942	LICENSE LED-RECT.W/MTG.BRKT.	2	
7	163631007	LIGHT- CLEAR 12/24VDC	2	
8	163631009	LAMP-REAR TURN 10-30 VDC	2	
9	163631013	LAMP-STOP.POSITION 10-30 VDC	2	
10	163666581	COVER-SIDE MARKER	4	
11	163672303	BRACKET-EURO FRONT LEFT	1	
12	163672396	LIGHT-REVERSE-MODEL 45 INCAND. 12V	1	
13	163672397	HARNESS-EUROPEAN TRAILER LIGHTING	1	
14	163672398	HARNESS-EUROPEAN TRAILER PIGTAIL	1	
15	163677659	SAFETY LIGHT GUARD	1	
16	163713756	WELDMENT - EUROPEAN RH REAR SHIELD	1	
17	180008097	LIGHT - EURO LED REAR FOG	1	
18	180012466	COVER - REAR SHIELD	1	
19	224769001	WASHER-#8 FLAT	2	
20	2595011	CLAMP-HOSE/CLIP TS7E 3/8"	1	
21	4714001	TERMINAL-BUTT SPLICE 16-14 GA.	4	
22	506030020	SCREW,HCS,M5,.80X20,8.8,YZ,D933,FT	12	
23	507085005	NUT-HEXFLNG LOCK,M5-.80,10.9,YZ,D6927	20	
24	507085006	NUT-HEXFLNG LOCK,M6-1.00,10.9,YZ,D6927	1	
25	507610020	SCREW-HFS,M6-1.00X20,10.9,YZ,D6921,FT	1	
26	507611025	SCREW-HFS,M8-1.25X25,10.9,YZ,D6921,FT	2	
27	507612025	SCREW-HFS,M10-1.50X25,10.9,YZ,ANSI,B18.2.3.9M,FT	6	
28	59634001	SINGLE NYTIE - 8"	18	

LED Lights Left Hand Controls Euro (SN 22325-29353)

Fig 14-15R03

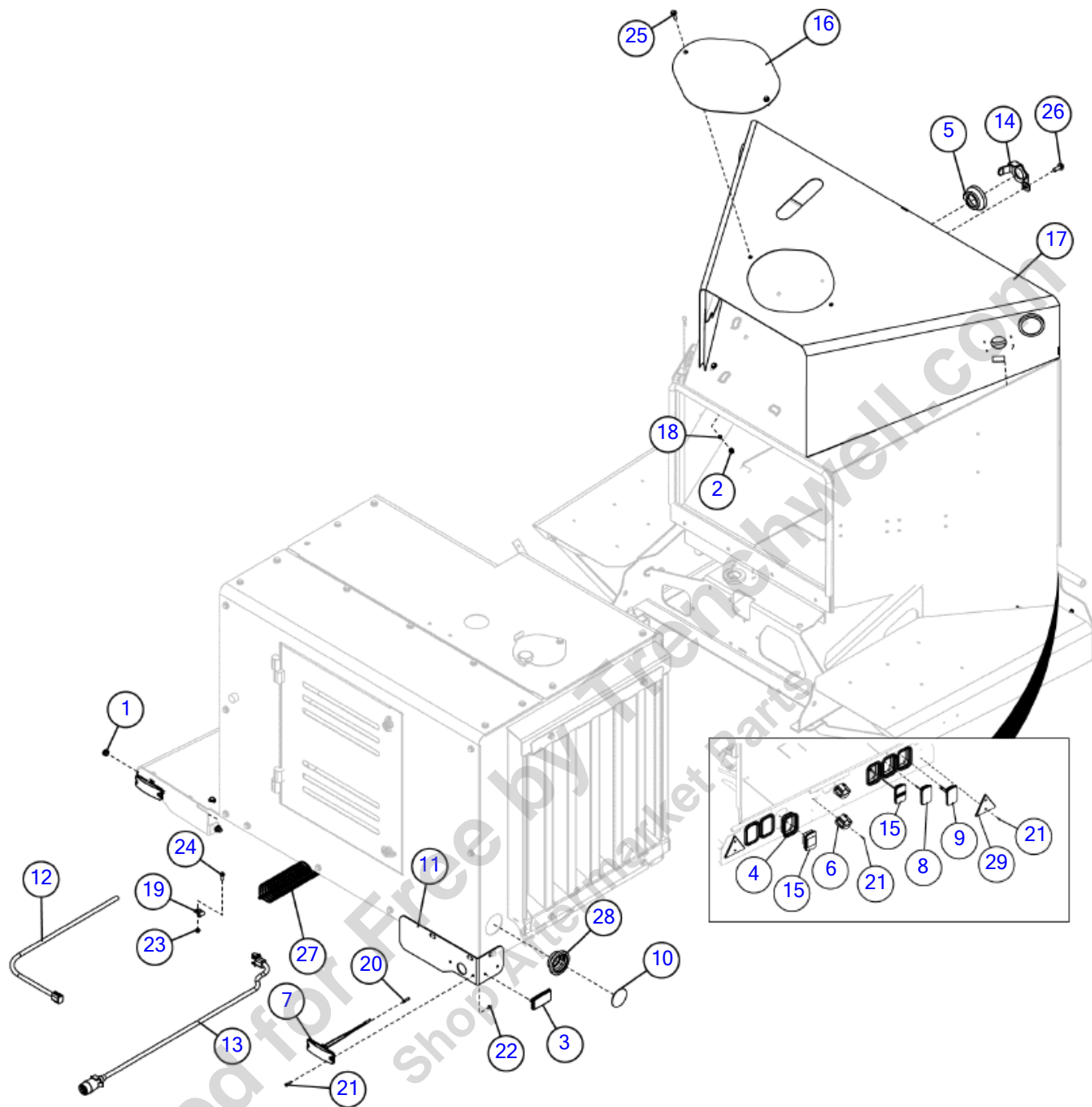


Illustration No: 163672292 - Not For Ordering

LED Lights Left Hand Controls Euro (SN 22325-29353)

Fig 14-15R03

REF NO.	PART NO.	DESCRIPTION	QTY.	REMARKS
1	153681001	GROMMET - 828 W/SBR 60	2	
2	153747001	NUT-8M-1.25, ACORN	2	
3	153858001	REFLECTOR	4	
4	153857001	GROMMET - MOUNT	6	
5	163622943	LIGHT-2 1/2 YELLOW #10086Y	1	
6	163622942	LICENSE LED-RECT.W/MTG.BRKT.	2	
7	163631001	LIGHT- AMBER 12/24VDC	2	
8	163631009	LAMP-REAR TURN 10-30 VDC	2	
9	163631013	LAMP-STOP.POSITION 10-30 VDC	2	
10	163666581	COVER-SIDE MARKER	4	
11	163672303	BRACKET-EURO FRONT LEFT	1	
12	163672397	HARNESS-EUROPEAN TRAILER LIGHTING	1	
13	163672398	HARNESS-EUROPEAN TRAILER PIGTAIL	1	
14	163677659	SAFETY LIGHT GUARD	1	
15	180008097	LIGHT - EURO LED REAR FOG	2	
16	180012466	COVER - REAR SHIELD	1	
17	180025202	WELDMENT - EUROPEAN RH REAR SHIELD	1	
18	224769001	WASHER-#8 FLAT	2	
19	2595011	CLAMP-HOSE/CLIP 3/8" "P" STYLE	1	
20	4714001	TERMINAL-BUTT SPLICE 16-14 GA.	4	
21	506030020	SCREW,HCS,M5,.80X20,8.8,YZ,D933,FT	12	
22	507085005	NUT GB/T 6177.1 M5-GR8	16	
23	507085006	NUT-HEXFLNG LOCK,M6-1.00,10.9,YZ,D6927	1	
24	507610020	SCREW,HFS,M6-1.00X20,10.9,YZ,D6921,FT	1	
25	507611025	SCREW-HFS,M8-1.25X25,10.9,YZ,D6921,FT	2	
26	507612025	SCREW-HFS,M10-1.50X25,10.9,YZ,ANSI,B18.2.3.9M,FT	6	
27	59634001	SINGLE NYTIE - 8"	18	
28	79802017	GROMMET KIT-2 1/2 (OPEN)	4	
29	99026001	REFLECTOR - TRIANGLE	2	

LED Lights Left Hand Controls Euro (SN 29354-)

Fig 14-15R04

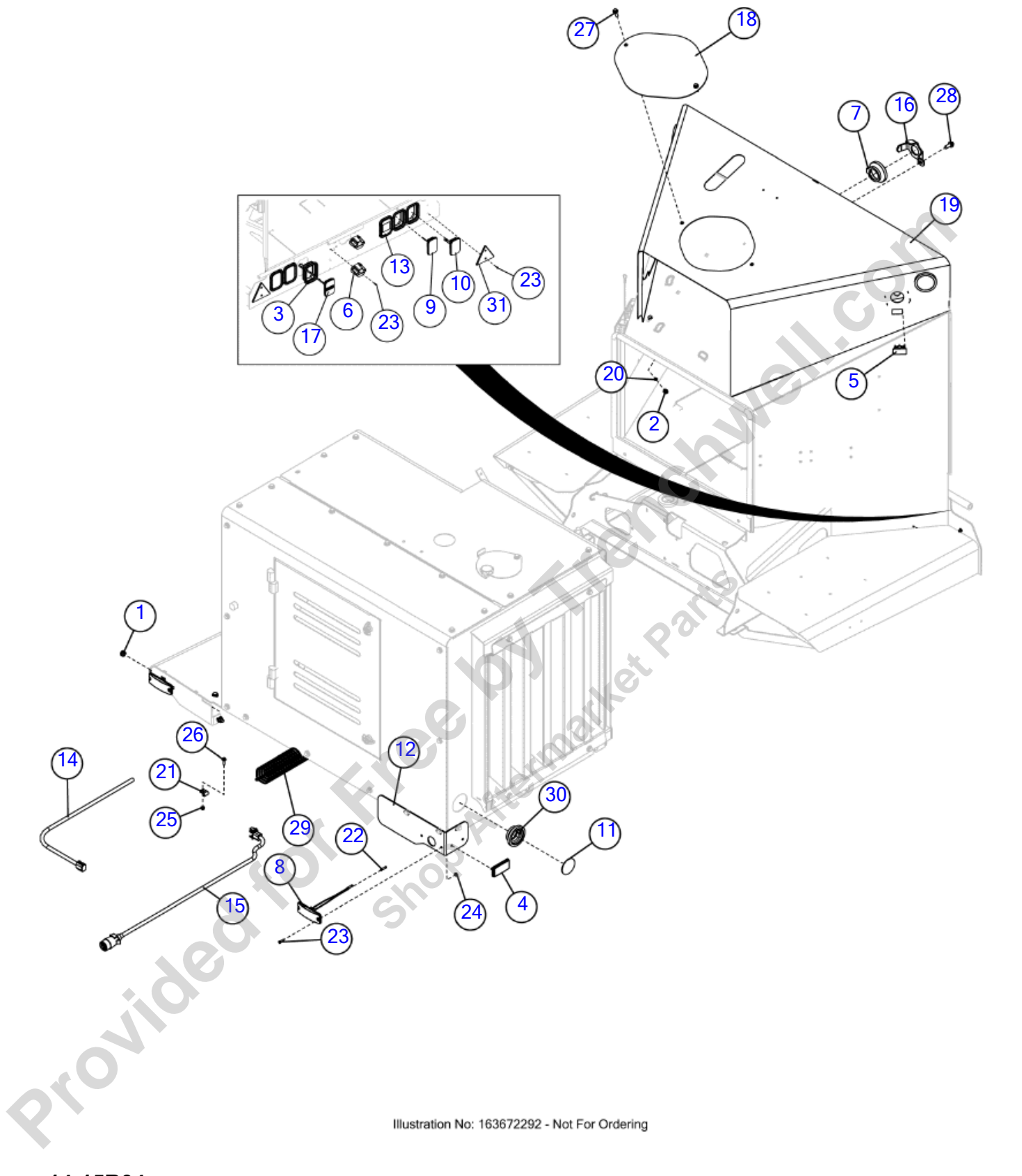


Illustration No: 163672292 - Not For Ordering

LED Lights Left Hand Controls Euro (SN 29354-)

Fig 14-15R04

REF NO.	PART NO.	DESCRIPTION	QTY.	REMARKS
1	153681001	GROMMET - 828 W/SBR 60	2	
2	153747001	NUT-8M-1.25, ACORN	2	
3	153857001	GROMMET - MOUNT	6	
4	153858001	REFLECTOR	4	
5	156720001	PLUG - ROCKER SWITCH	2	
6	163622942	LICENSE LED-RECT.W/MTG.BRKT.	2	
7	163622943	LIGHT-2 1/2 YELLOW #10086Y	1	
8	163631001	LIGHT- AMBER 12/24VDC	2	
9	163631009	LAMP-REAR TURN 10-30 VDC	2	
10	163631013	LAMP-STOP.POSITION 10-30 VDC	2	
11	163666581	COVER-SIDE MARKER	4	
12	163672303	BRACKET-EURO FRONT LEFT	1	
13	163672396	LIGHT-REVERSE-MODEL 45 INCAND. 12V	1	
14	163672397	HARNESS-EUROPEAN TRAILER LIGHTING	1	
15	163672398	HARNESS-EUROPEAN TRAILER PIGTAIL	1	
16	163677659	SAFETY LIGHT GUARD	1	
17	180008097	LIGHT - EURO LED REAR FOG	1	
18	180012466	COVER - REAR SHIELD	1	
19	180025202	WELDMENT - EUROPEAN RH REAR SHIELD	1	
20	224769001	WASHER-#8 FLAT	2	
21	2595011	CLAMP-HOSE/CLIP 3/8" "P" STYLE	1	
22	4714001	TERMINAL-BUTT SPLICE 16-14 GA.	4	
23	506030020	SCREW,HCS,M5,.80X20,8.8,D933,FT	12	
24	507085005	NUT GB/T 6177.1 M5-GR8	16	
25	507085006	NUT-HEXFLNG LOCK,M6-1.00,10.9,D6927	1	
26	507610020	SCREW,HFS,M6-1.00X20,10.9,D6921,FT	1	
27	507611025	SCREW-HFS,M8-1.25X25,10.9,D6921,FT	2	
28	507612025	SCREW-HFS,M10-1.50X25,10.9,ANSI,B18.2.3.9M,FT	6	
29	59634001	SINGLE NYTIE - 8"	18	
30	79802017	GROMMET KIT-2 1/2 (OPEN)	4	
31	99026001	REFLECTOR - TRIANGLE	2	

Battery - Gas

Fig 14-16

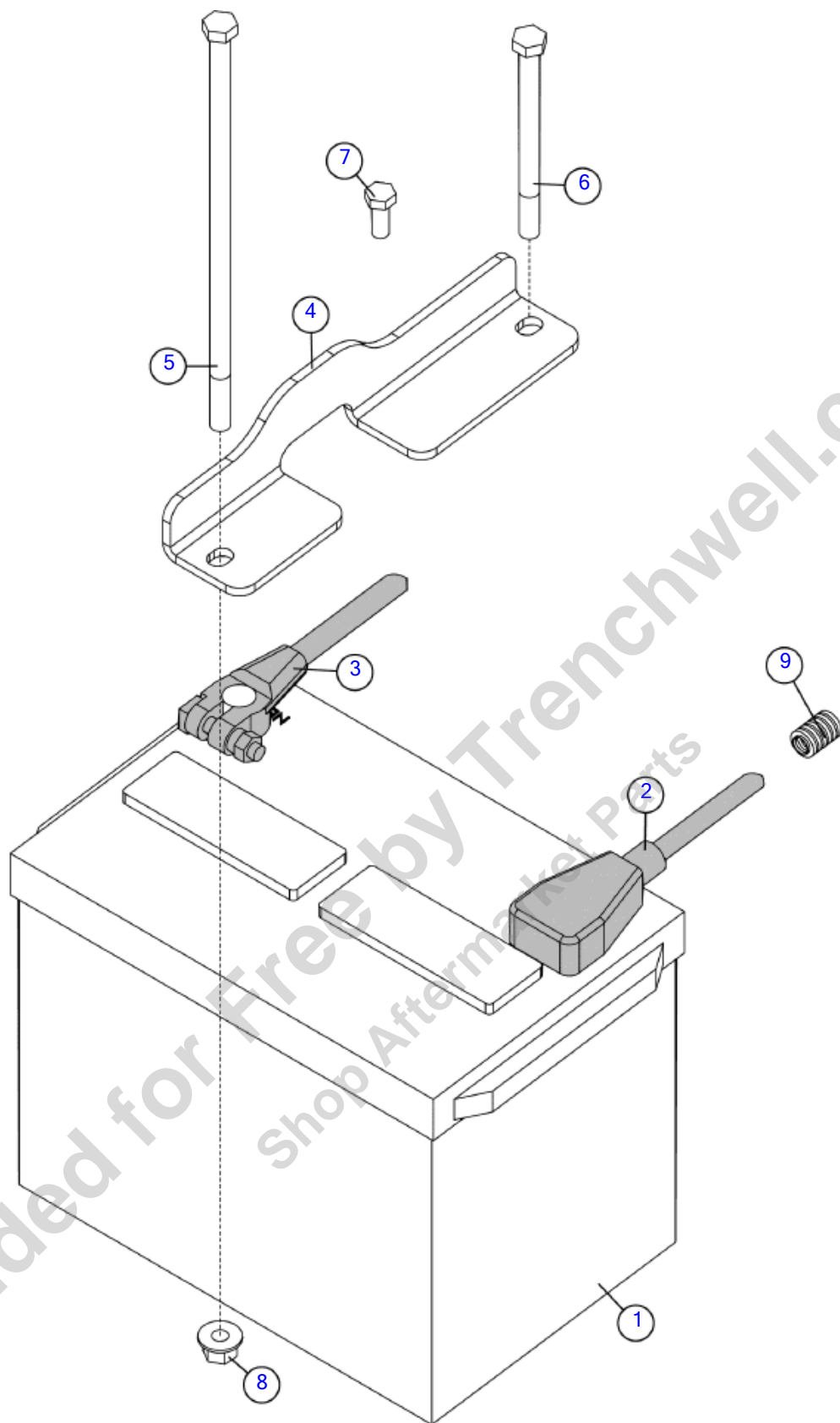


Illustration No: 163697294 - Not For Ordering

Battery - Gas

Fig 14-16

REF NO.	PART NO.	DESCRIPTION	QTY.	REMARKS
1		BATT. GROUP 24 580 CCA	1	
2	163673096	CABLE - BATTERY TO STARTER AND CB1	1	
3	163673097	CABLE - BATTERY NEG TO ENGINE BLOCK	1	
4	163677851	HOLDDOWN - BATTERY	1	
5	243901001	BOLT-3/8-16X9 1/2 GR5 HHC ZP	1	
6	354044	BOLT - 3/8-16X4 1/2"GRADE#5 HEX	1	
7	508475020	SCREW-HCS,M8-1,25X20,10.9,YZ,ISO4017,FT.	1	
8	510315411	NUT-HEXFLGL-.38-16-GR2-YZ	1	
9	86319001	LOOM-FLEX GARD HI TEMP 3/8 ID	1	

Provided for Free by Trenchwell.com
Shop Aftermarket Parts

Battery - Cat

Fig 14-17

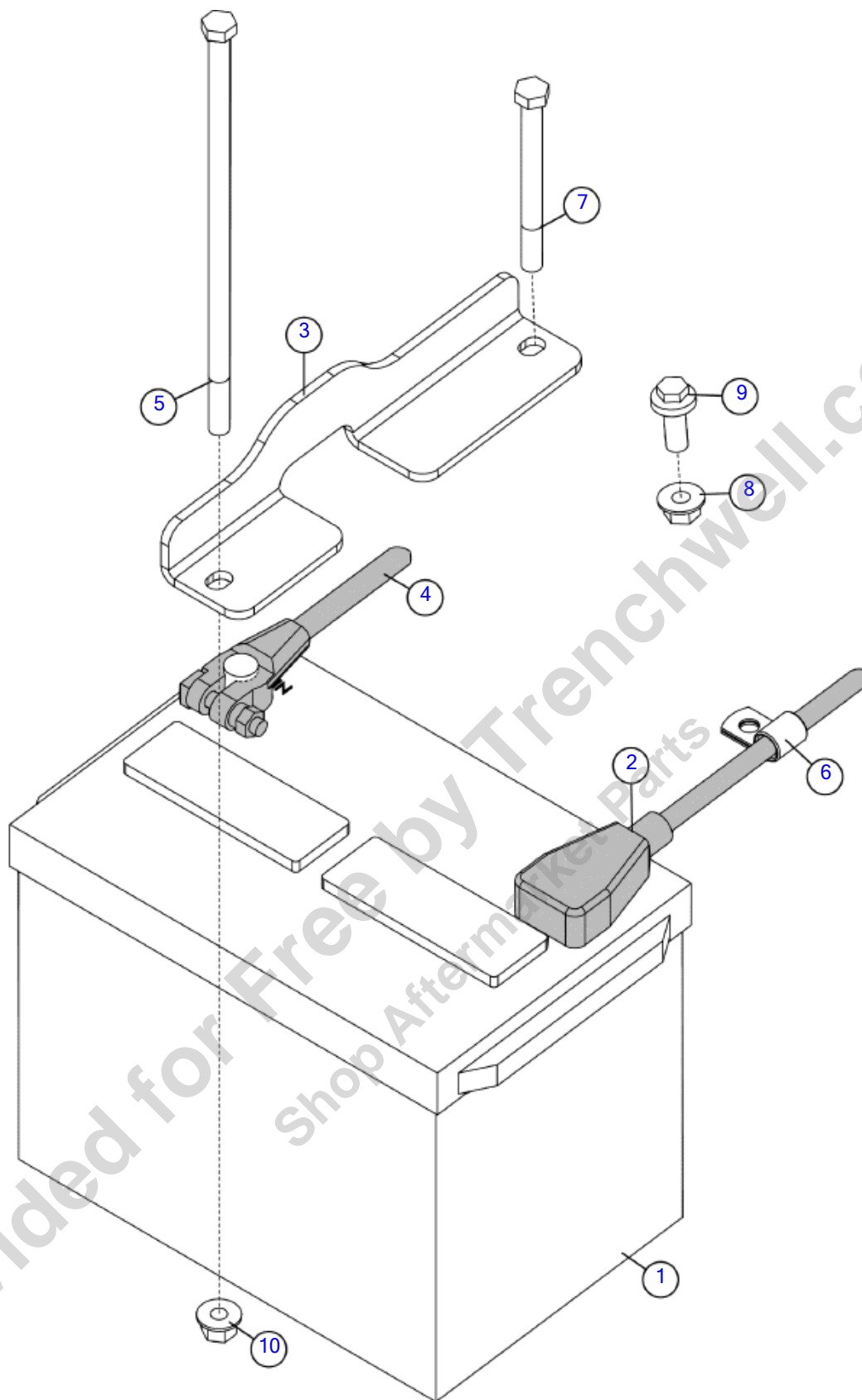


Illustration No: 163672056 - Not For Ordering

Battery - Cat

Fig 14-17

REF NO.	PART NO.	DESCRIPTION	QTY.	REMARKS
1		BATT. GROUP 24 580 CCA	1	
2	163672247	CABLE-BATTERY, 2 GA P-E, 3 LEAD	1	
3	163677851	HOLDDOWN - BATTERY	1	
4	180014532	CABLE-BATTERY 2 GA N-E, 1 LEAD	1	
5	243901001	BOLT-3/8-16X9 1/2 GR5 HHC ZP	1	
6	2595001	HOSE CLAMP - TS7FR 1/2"	1	
7	354040	BOLT - 3/8-16X4" GRADE#5 HEX	1	
8	507085010	NUT-HEXFLNG LOCK, M10-1.50,10.9,YZ,D6927	1	
9	507612025	SCREW-HFS,M10-1.50X25,10.9,YZ,ANSI,B18.2.3.9M,FT	1	
10	510315411	NUT-HEXFLGL-.38-16-GR2-YZ	1	

Provided for Free by Trenchwell.com
Shop Aftermarket Parts

Battery - Cummins

Fig 14-18

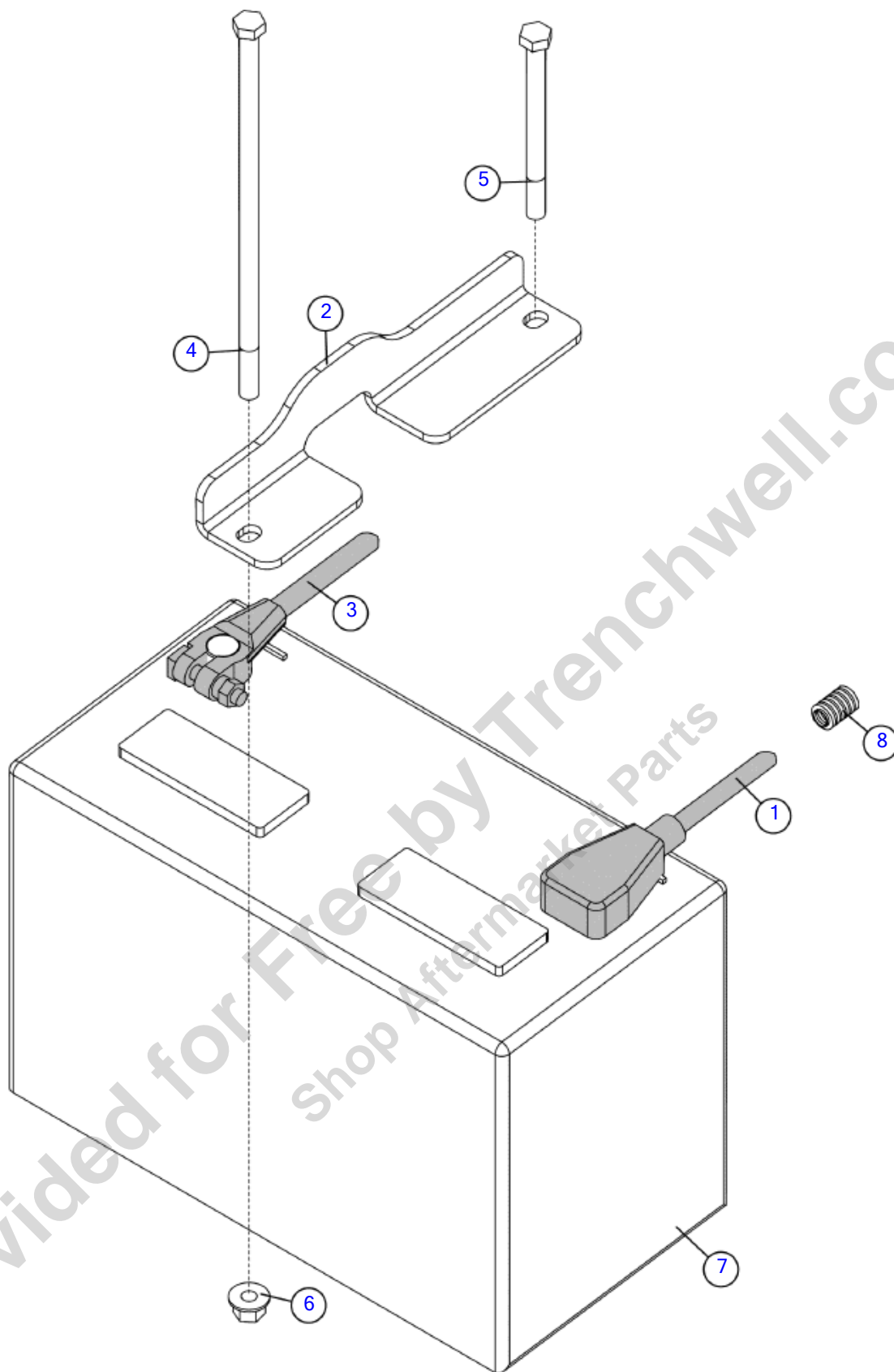


Illustration No: 163672305 - Not For Ordering

Battery - Cummins

Fig 14-18

REF NO.	PART NO.	DESCRIPTION	QTY.	REMARKS
1	163677002	CABLE-BATTERY 2 GA P-E, 3 LEAD	1	
2	163677851	HOLDDOWN - BATTERY	1	
3	180014532	CABLE-BATTERY 2 GA N-E, 1 LEAD	1	
4	243901001	BOLT-3/8-16X9 1/2 GR5 HHC ZP	1	
5	354044	BOLT - 3/8-16X4 1/2"GRADE#5 HEX	1	
6	510315411	NUT-HEXFLGL-.38-16-GR2-YZ	1	
7		BATT. 660CC AMP- GROUP 31	1	Not Sold Separately
8	86319001	LOOM-FLEX GARD HI TEMP 3/8 ID	1	

Provided for Free by Trenchwell.com
Shop Aftermarket Parts

Battery - Deutz (SN 19200-25580)

Fig 14-19

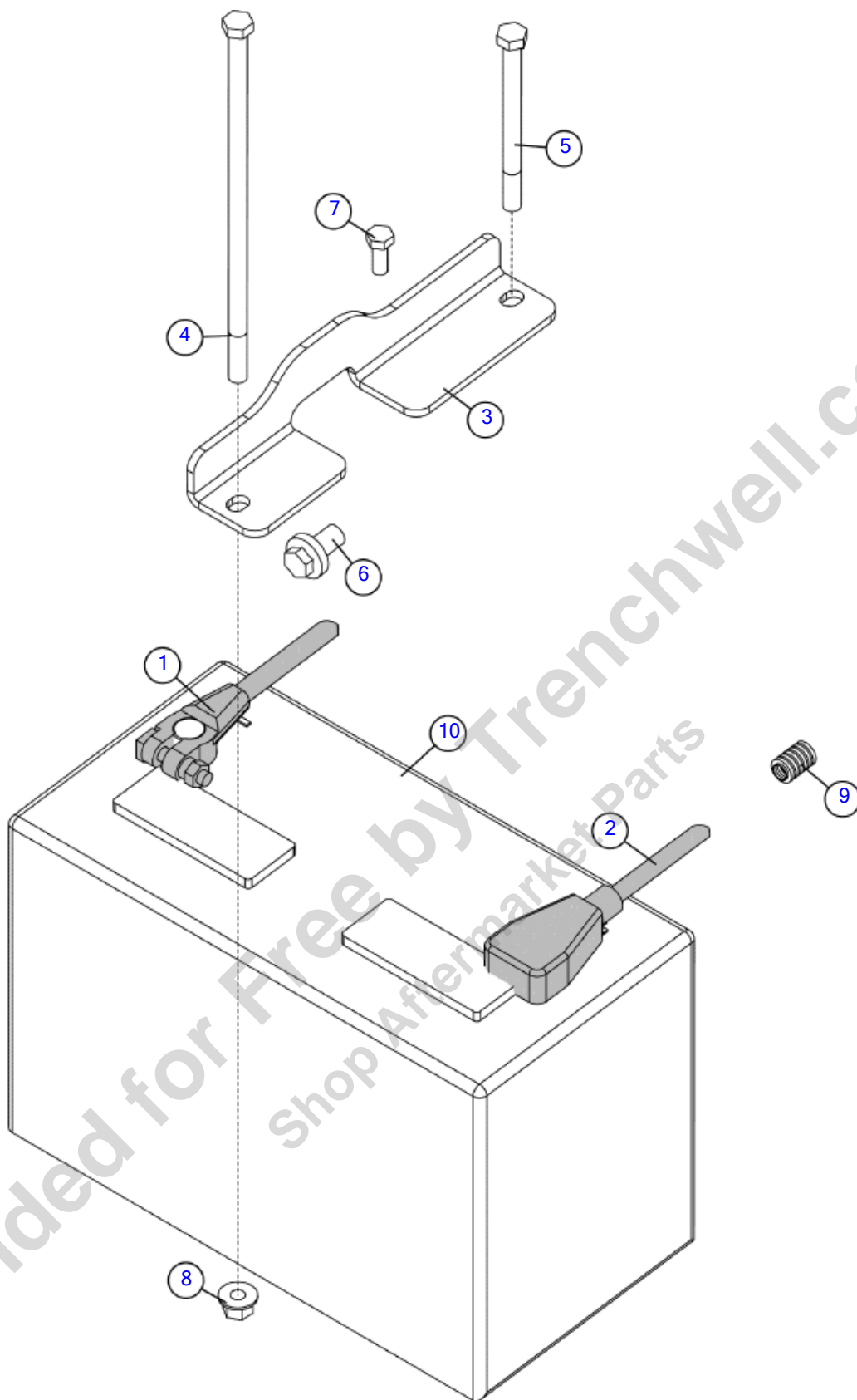


Illustration No: 163674788 Not For Ordering

Battery - Deutz (SN 19200-25580)

Fig 14-19

REF NO.	PART NO.	DESCRIPTION	QTY.	REMARKS
1	163673097	CABLE - BATTERY NEG TO ENGINE BLOCK	1	
2	163673141	CABLE - BATTERY 2 GA P-E, 4 LEAD	1	
3	163677851	HOLDDOWN - BATTERY	1	
4	243901001	BOLT-3/8-16X9 1/2 GR5 HHC ZP	1	
5	354044	BOLT - 3/8-16X4 1/2"GRADE#5 HEX	1	
6	507613020	SCREW-HFS,M12-1.75X20,10.9,YZ,ANSI,B18.2.3.9M,FT	1	
7	508475020	SCREW-HCS,M8-1,25X20,10.9,YZ,ISO4017,FT.	1	
8	510315411	NUT-HEXFLGL-.38-16-GR2-YZ	1	
9	86319001	LOOM-FLEX GARD HI TEMP 3/8 ID	1	
10		BATT. GROUP 31 950CCA	1	Not Sold Separately

Provided for Free by Trenchwell.com
Shop Aftermarket Parts

Battery - Deutz (SN 25581-)

Fig 14-19R01

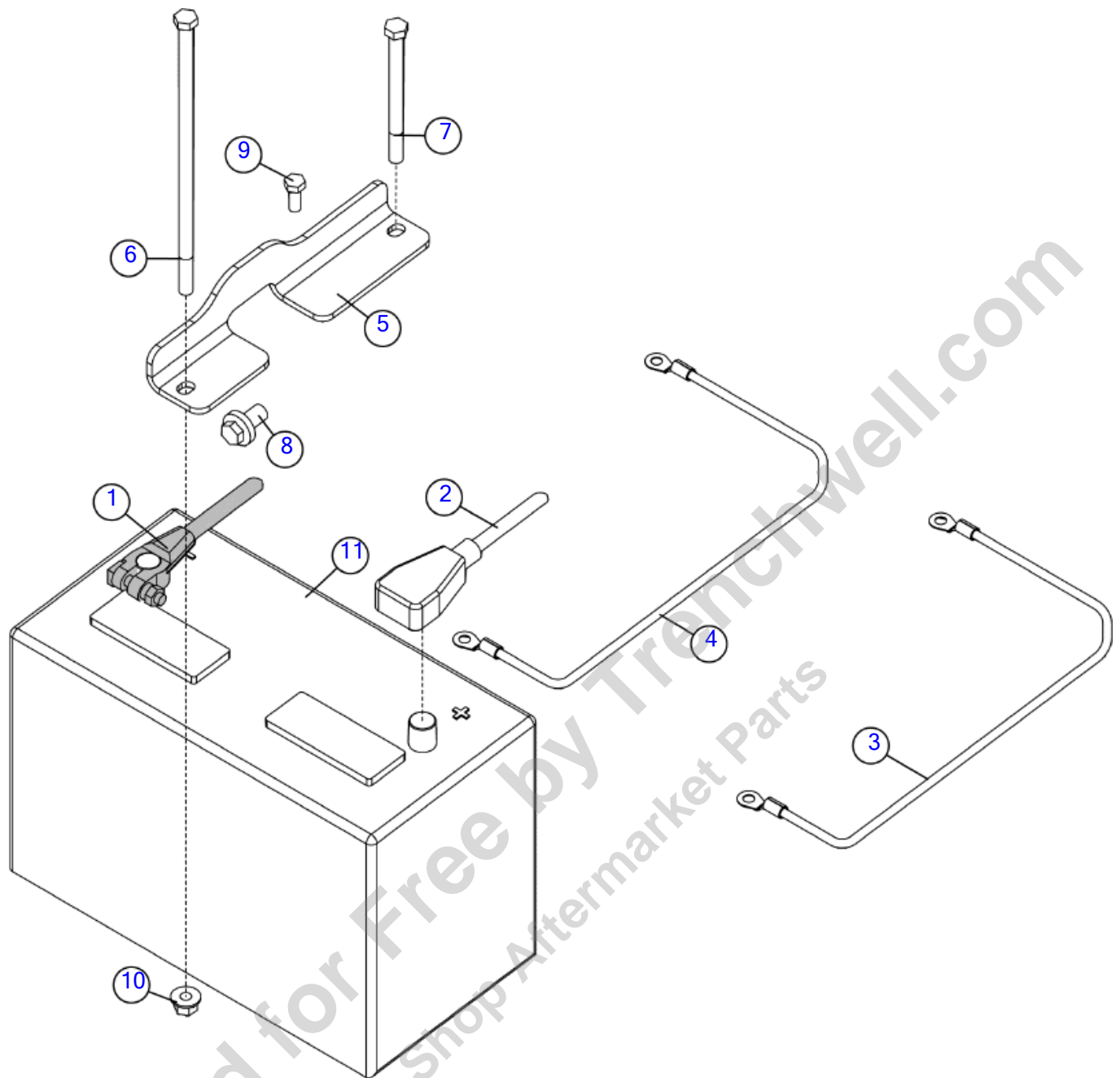


Illustration No: 163674788 Not For Ordering

Battery - Deutz (SN 25581-)

Fig 14-19R01

REF NO.	PART NO.	DESCRIPTION	QTY.	REMARKS
1	163673097	CABLE - BATTERY NEG TO ENGINE BLOCK	1	
2	163673866	CABLE-BATTERY POS BC1000XL	1	
3	163673867	CABLE-BATTERY POS TO FUSE "GLOW PLUGS"	1	
4	163673868	CABLE-POS FUSE TO RELAY "GLOW PLUGS"	1	
5	163677851	HOLDDOWN - BATTERY	1	
6	243901001	BOLT-3/8-16X9 1/2 GR5 HHC ZP	1	
7	354044	BOLT - 3/8-16X4 1/2"GRADE#5 HEX	1	
8	507613020	SCREW-HFS,M12-1.75X20,10.9,YZ,ANSI,B18.2.3.9M,FT	1	
9	508475020	SCREW-HCS,M8-1,25X20,10.9,YZ,ISO4017,FT.	1	
10	510315411	NUT-HEXFLGL-.38-16-GR2-YZ	1	
11		BATT. GROUP 31 950CCA	1	Not Sold Separately

Provided for Free by Trenchwell.com
Shop Aftermarket Parts

Telematics Hardware

Fig 14-20

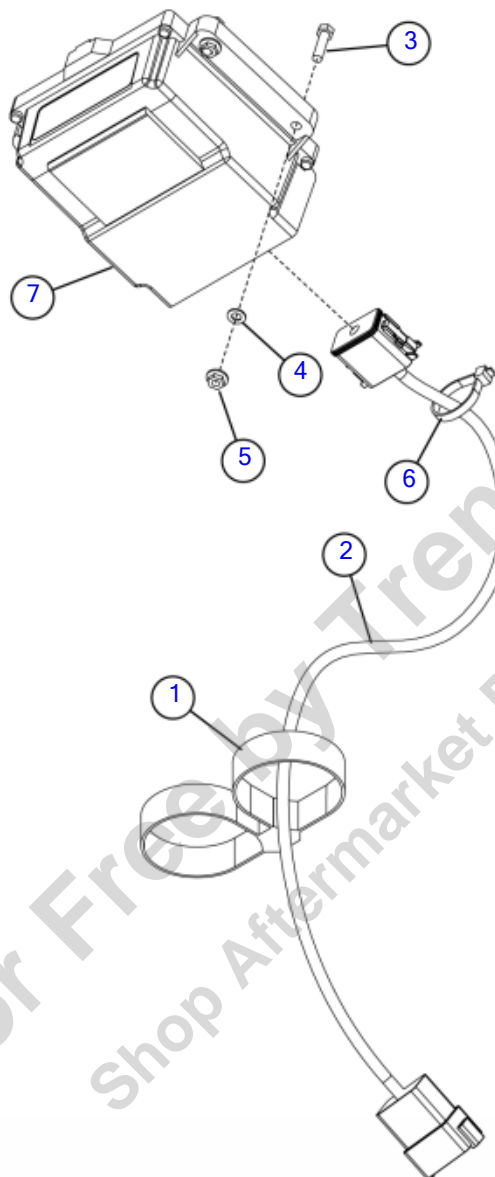


Illustration No: 163777331- Not For Ordering


Telematics Hardware

Fig 14-20

REF NO.	PART NO.	DESCRIPTION	QTY.	REMARKS
1	271911001	CLAMP TIE-DUAL (PLASTIC) 19.2"	1	
2	296534161	HARNESS-TCU 2'	1	
3	506030020	SCREW,HCS,M5,.80X20,8.8,D933,FT	4	
4	506046005	WASHER - FLAT M5 D125A	4	
5	507085005	NUT GB/T 6177.1 M5-GR8	4	
6	59634001	SINGLE NYTIE - 8"	1	
7	631868523	CONTROLLER-4G TCU	1	

Provided for Free by Trenchwell.com
Shop Aftermarket Parts

Resource Library & Decals



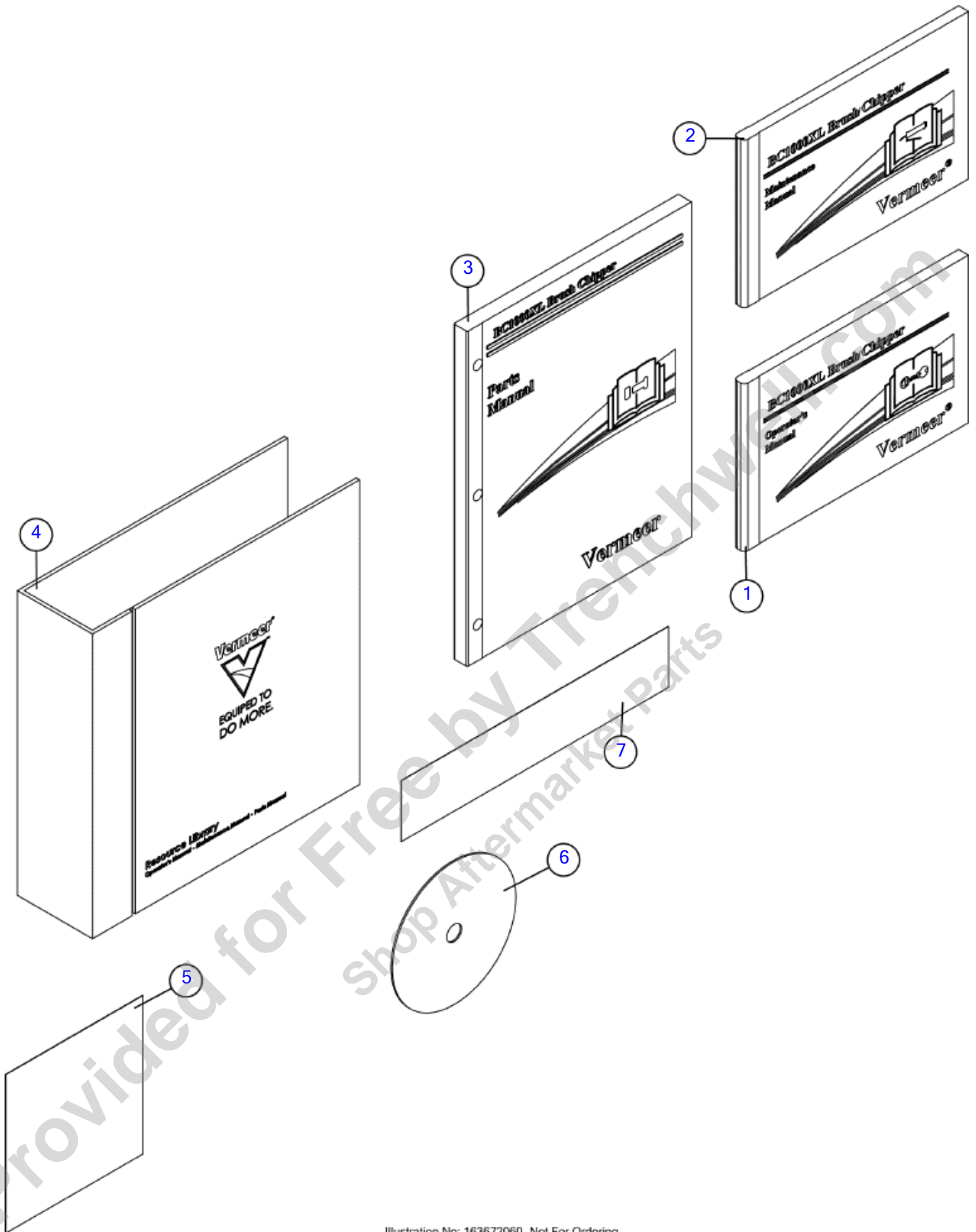
Provided for Free by TroyChowell.com
Shop Aftermarket Parts

Resource Library & Decals

Resource Library (SN 19200-24011)	Fig	15-01
Resource Library (SN 24012-25143)	Fig	15-01R01
Resource Library (SN 25144-)	Fig	15-01R02
Resource Library - PAL DVD (SN 19200-24011)	Fig	15-02
Resource Library - PAL DVD (SN 24012-25143)	Fig	15-02R01
Resource Library - PAL DVD (SN 25144-)	Fig	15-02R02
Decal - Service Parts Gas	Fig	15-03
Decals - GM (SN 19200-25379)	Fig	15-03X01
Decals - GM (SN 25380-)	Fig	15-03X01R01
Decals - Cat	Fig	15-04
Decals - Cummins (SN 19200-19505)	Fig	15-05
Decals - Cummins (SN 19506-)	Fig	15-05R01
Decal - Service Parts Deutz	Fig	15-06
Decals - Right Side (SN 19200-31829)	Fig	15-07
Decals - Right Side (SN 31830-)	Fig	15-07R01
Decals- Right Side Continued	Fig	15-08
Decals - Left Side (SN 19200-31829)	Fig	15-09
Decals - Left Side (SN 31830-)	Fig	15-09R01
Decals - Left Side Continued	Fig	15-10
Decals - Top (SN 19200-22626)	Fig	15-11
Decals - Top (SN 22627-)	Fig	15-11R01
Decals - Top Gas (SN 19200-22626)	Fig	15-12
Decals - Top Gas (SN 22627-)	Fig	15-12R01
Decals - Front	Fig	15-13
Decals - Back	Fig	15-14
Decal - Smartfeed Ecoidle (Figure Removed)	Fig	15-14X01
Decals - Back Deutz	Fig	15-15
International Decals - Right (SN 19200-31829)	Fig	15-16
International Decals - Right (SN 31830-)	Fig	15-16R01
International Decals - Left	Fig	15-17
International Decals - Top	Fig	15-18
International Decals - Front	Fig	15-19
International Decals - Back	Fig	15-20
International Decals - Back Tier 4 Final/Stage IIIB	Fig	15-20X01
International Decals - No Text	Fig	15-21
CE Package	Fig	15-22

Resource Library (SN 19200-24011)

Fig 15-01



Resource Library (SN 19200-24011)

Fig 15-01

REF NO.	PART NO.	DESCRIPTION	QTY.	REMARKS
1	105400BD2	BC1000XLBRUSH CHIPPER OM 6.00	1	
	117000ER6	OM-BC1000XL (SP) 6TH ED	1	Spanish
2	105400BD4	BC1000XL MM MANUAL ED 6.00	1	
	117000ER8	MM-BC1000XL (SP) 6TH ED	1	Spanish
3	105400YAU	BC1000XL (PM) 5TH ED	1	
4	144144001	NOTEBOOK BINDER - 2"-3"	1	
5	180010788	DVD - HOLDER (DOUBLE)	1	
6	296460385	BRUSH CHIPPER OPERATOR & SAFETY VIDEO (NTSC) 2006	1	
6	(296460354)	BRUSH CHIPPER OPERATOR & SAFETY TRAINING (NTSC/DVD)	1	
7	7000A969	DECAL-RESOURCE LIBRARY	1	

Provided for Free by Trenchwell.com
 Shop Aftermarket Parts

Resource Library (SN 24012-25143)

Fig 15-01R01

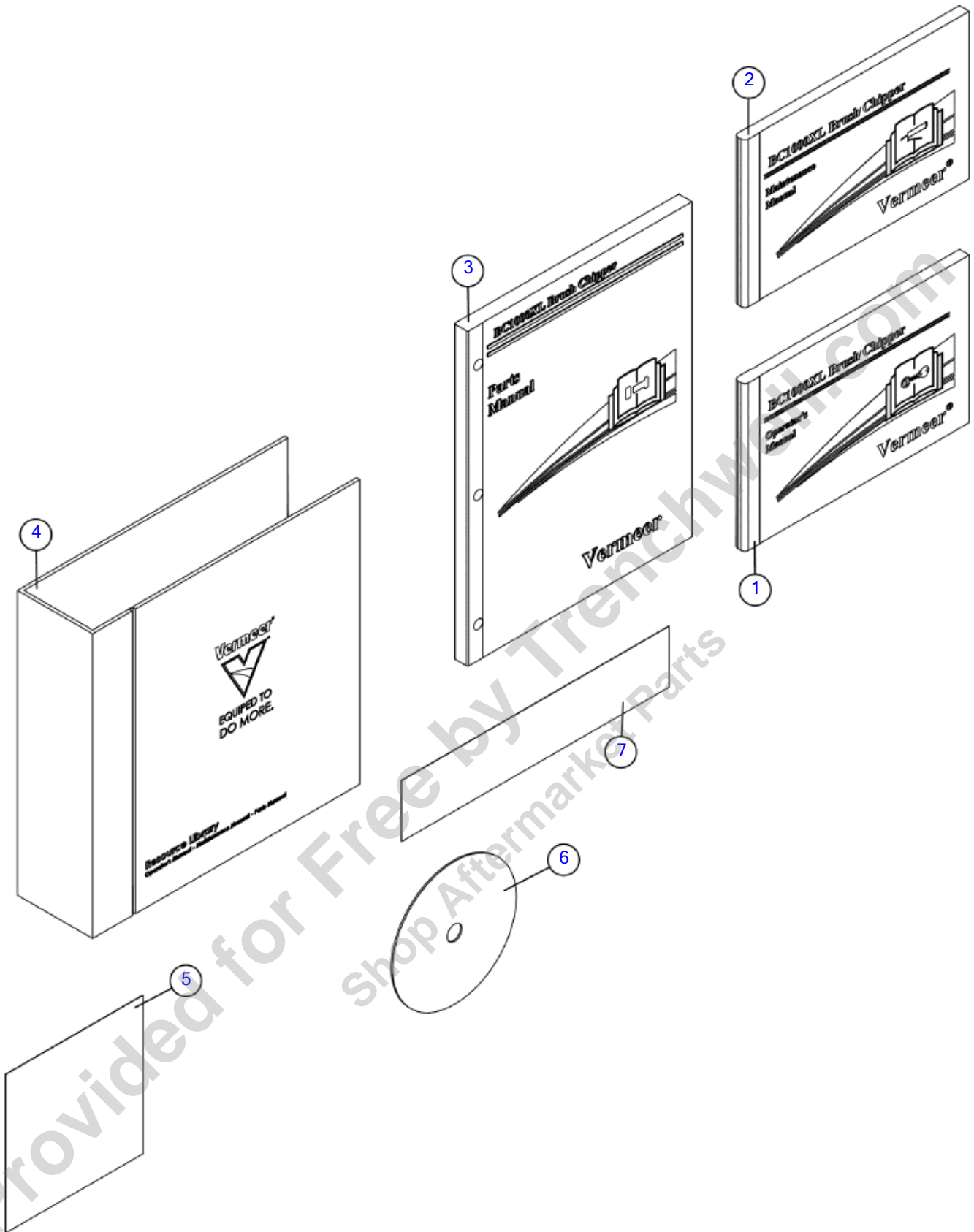


Illustration No: 163672060- Not For Ordering

Resource Library (SN 24012-25143)

Fig 15-01R01

REF NO.	PART NO.	DESCRIPTION	QTY.	REMARKS
1	105400EG6	OM-BC1000XL (EN) 7H ED S/N 24012-	1	
	117000SQ8	OM-BC1000XL (SP) 7TH ED	1	Spanish
2	105400BD4	BC1000XL MM MANUAL ED 6.00	1	
	117000ER8	MM-BC1000XL (SP) 6TH ED	1	Spanish
3	105400YAU	BC1000XL (PM) 5TH ED	1	
4	144144001	NOTEBOOK BINDER - 2"-3"	1	
5	180010788	DVD - HOLDER (DOUBLE)	1	
6	296460385	BRUSH CHIPPER OPERATOR & SAFETY VIDEO (NTSC) 2006	1	
6	(296460354)	BRUSH CHIPPER OPERATOR & SAFETY TRAINING (NTSC/DVD)	1	
7	7000A969	DECAL-RESOURCE LIBRARY	1	

Provided for Free by Trenchwell.com
 Shop Aftermarket Parts

Resource Library (SN 25144-)

Fig 15-01R02

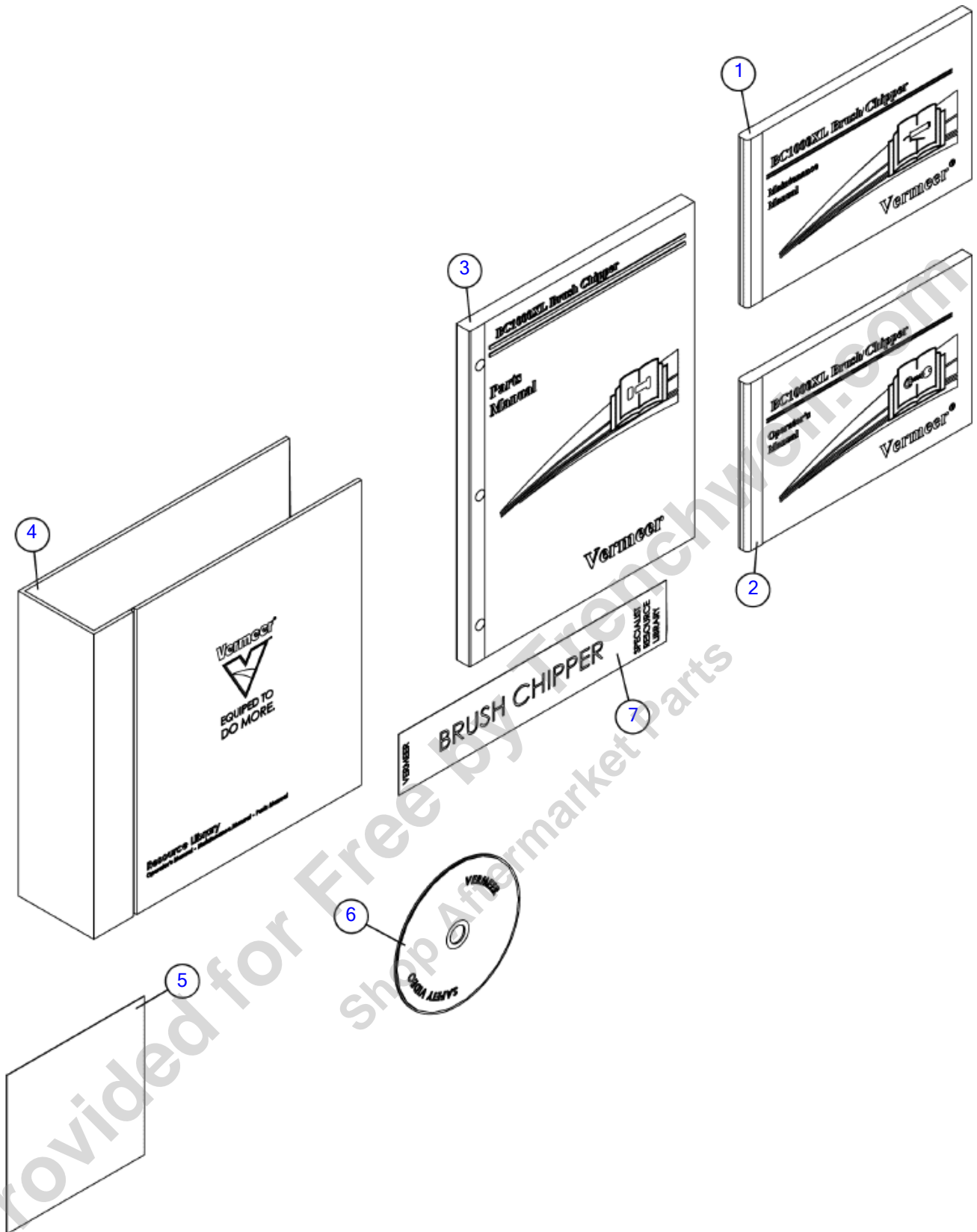


Illustration No: 163672060- Not For Ordering

Resource Library (SN 25144-)

Fig 15-01R02

REF NO.	PART NO.	DESCRIPTION	QTY.	REMARKS
1	105400EG6	OM-BC1000XL (EN) 7H ED S/N 24012-	1	
	117000SQ8	OM-BC1000XL (SP) 7TH ED S/N 24012-	1	Spanish
2	105400BD4	BC1000XL MM MANUAL ED 6.00	1	
	117000ER8	MM-BC1000XL (SP) 6TH ED S/N 15079-	1	Spanish
3	105400YAU	BC1000XL (PM) 5TH ED	1	
4	144144001	NOTEBOOK BINDER - 2"-3"	1	
5	180010788	DVD - HOLDER (DOUBLE)	1	
6	296460385	BRUSH CHIPPER OPERATOR & SAFETY VIDEO (NTSC) 2006	1	
7	7000A969	DECAL-RESOURCE LIBRARY	1	

Provided for Free by Trenchwell.com
Shop Aftermarket Parts

Resource Library - PAL DVD (SN 19200-24011)

Fig 15-02

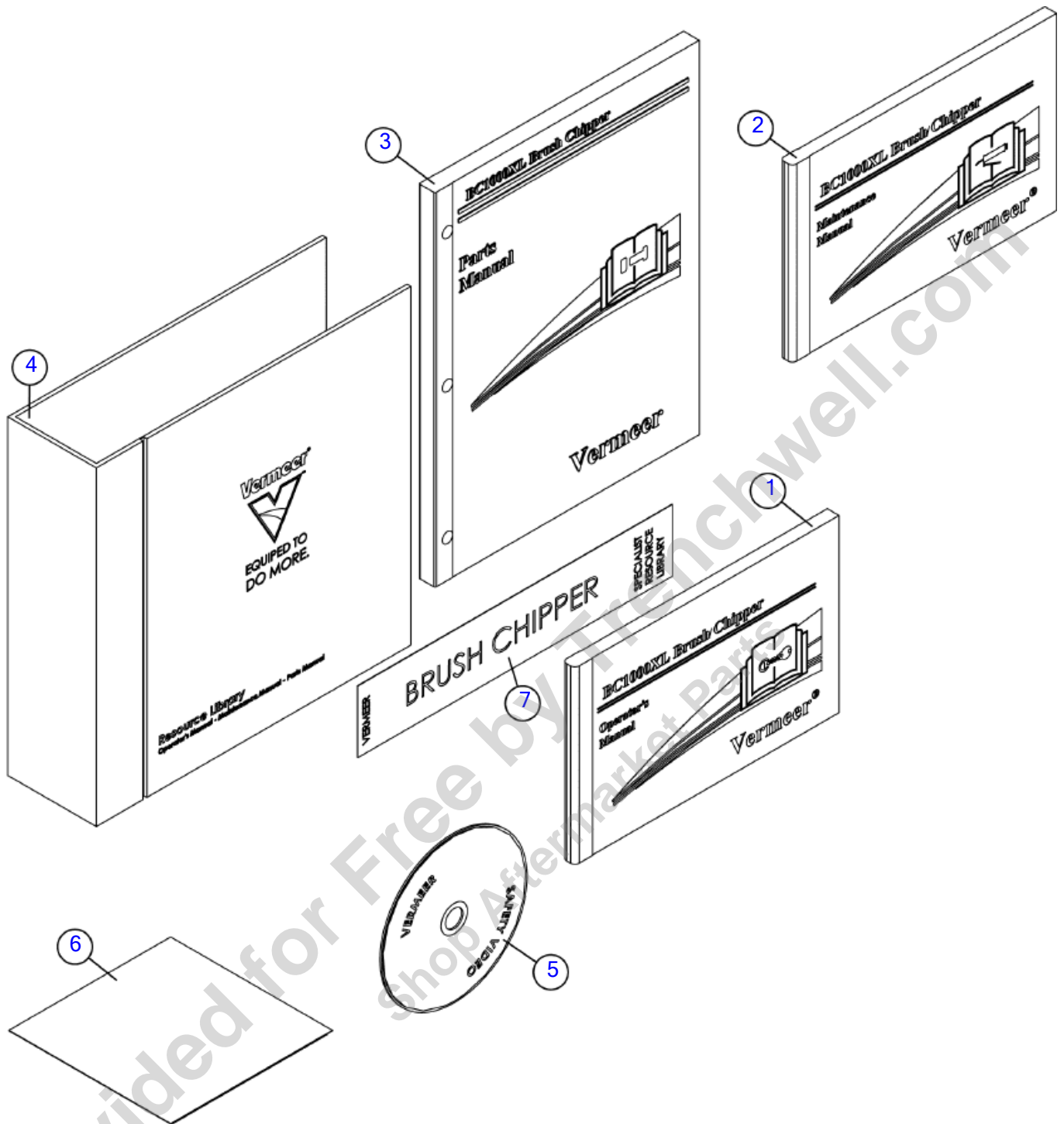


Illustration No: 163672378- Not For Ordering

Resource Library - PAL DVD (SN 19200-24011)

Fig 15-02

REF NO.	PART NO.	DESCRIPTION	QTY.	REMARKS
1	105400BD2	BC1000XLBRUSH CHIPPER OM 6.00	1	
	117000ER6	OM-BC1000XL (SP) 6TH ED	1	Spanish
2	105400BD4	BC1000XL MM MANUAL ED 6.00	1	
	117000ER8	MM-BC1000XL (SP) 6TH ED	1	Spanish
3	105400YAU	BC1000XL (PM) 5TH ED	1	
4	144144001	NOTEBOOK BINDER - 2"-3"	1	
5	296460384	BRUSH CHIPPER OPERATOR & SAFETY VIDEO (PAL) 2006 V	1	
5	(296460353)	BRUSH CHIPPER OPERATOR & SAFETY TRAINING (PAL/DVD)	1	
6	180010788	DVD - HOLDER (DOUBLE)	1	
7	7000A969	DECAL-RESOURCE LIBRARY	1	

Provided for Free by Trenchwell.com
Shop Aftermarket Parts

Resource Library - PAL DVD (SN 24012-25143)

Fig 15-02R01

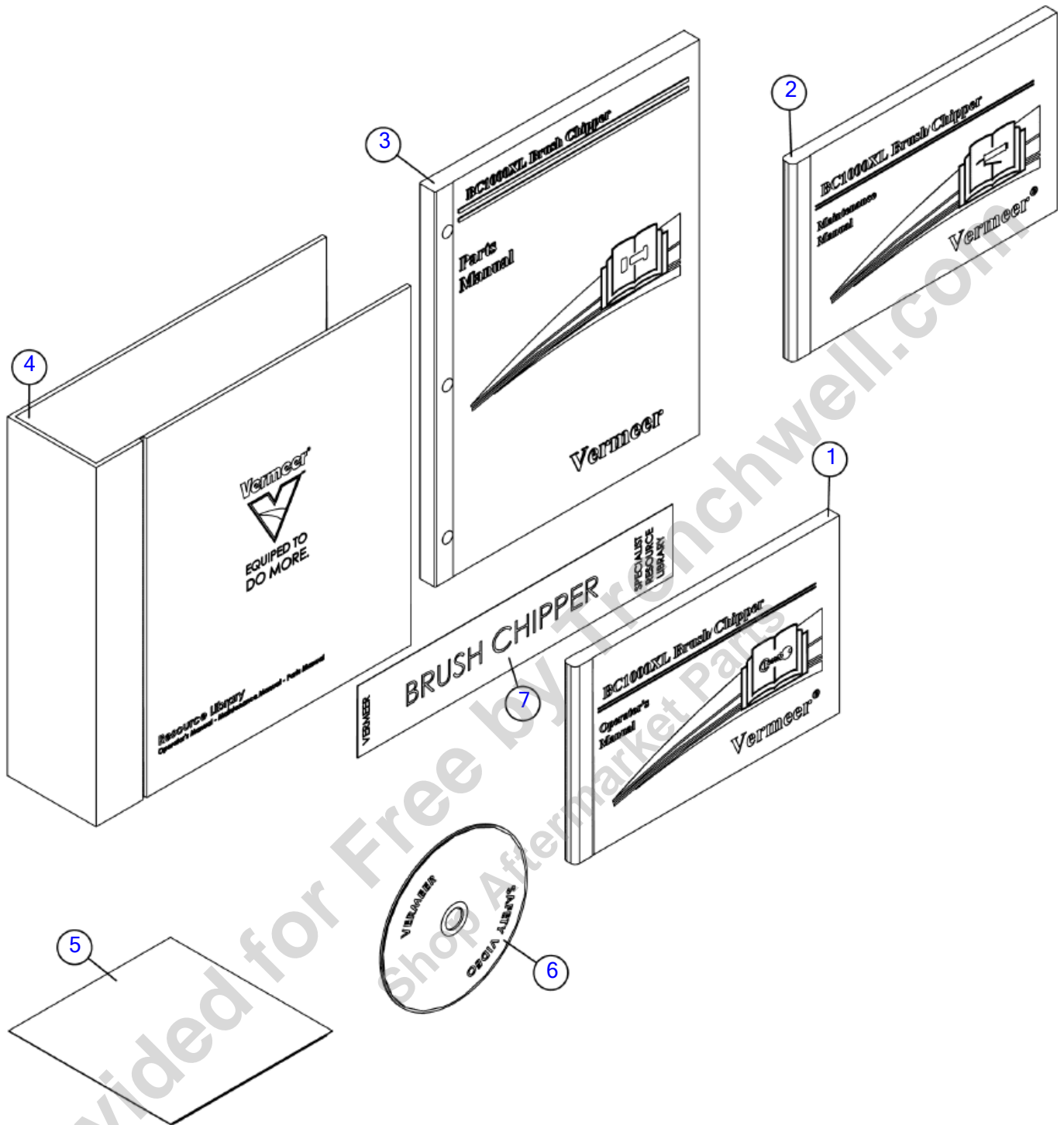


Illustration No: 163672378- Not For Ordering

Resource Library - PAL DVD (SN 24012-25143)

Fig 15-02R01

REF NO.	PART NO.	DESCRIPTION	QTY.	REMARKS
1	105400EG6	OM-BC1000XL (EN) 7H ED S/N 24012-	1	
	117000SQ8	OM-BC1000XL (SP) 7TH ED	1	Spanish
2	105400BD4	BC1000XL MM MANUAL ED 6.00	1	
	117000ER8	MM-BC1000XL (SP) 6TH ED	1	Spanish
3	105400YAU	BC1000XL (PM) 5TH ED	1	
4	144144001	NOTEBOOK BINDER - 2"-3"	1	
5	180010788	DVD - HOLDER (DOUBLE)	1	
6	296460384	BRUSH CHIPPER OPERATOR & SAFETY VIDEO (PAL) 2006 V	1	
6	(296460353)	BRUSH CHIPPER OPERATOR & SAFETY TRAINING (PAL/DVD)	1	
7	7000A969	DECAL-RESOURCE LIBRARY	1	

Provided for Free by Trenchwell.com
 Shop Aftermarket Parts

Resource Library - PAL DVD (SN 25144-)

Fig 15-02R02

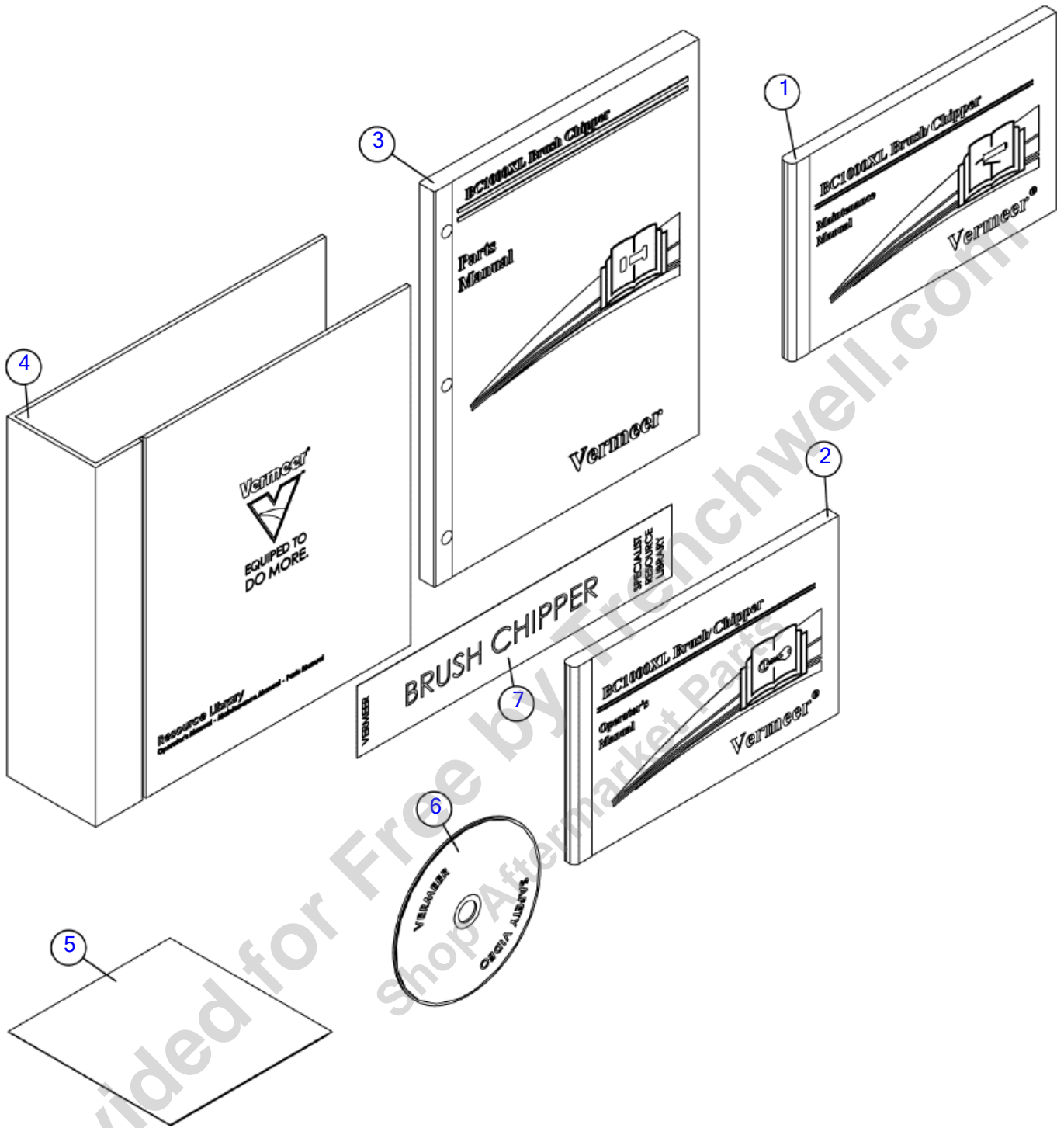


Illustration No: 163672378- Not For Ordering

Resource Library - PAL DVD (SN 25144-)

Fig 15-02R02

REF NO.	PART NO.	DESCRIPTION	QTY.	REMARKS
1	105400EG6	OM-BC1000XL (EN) 7H ED S/N 24012-	1	
	117000SQ8	OM-BC1000XL (SP) 7TH ED S/N 24012-	1	Spanish
2	105400BD4	BC1000XL MM MANUAL ED 6.00	1	
	117000ER8	MM-BC1000XL (SP) 6TH ED S/N 15079-	1	Spanish
3	105400YAU	BC1000XL (PM) 5TH ED	1	
4	144144001	NOTEBOOK BINDER - 2"-3"	1	
5	180010788	DVD - HOLDER (DOUBLE)	1	
6	296460384	Brush Chipper Operator & Safety Video (PAL) 2006 v	1	
7	7000A969	DECAL-RESOURCE LIBRARY	1	

Provided for Free by Trenchwell.com
 Shop Aftermarket Parts

Decal - Service Parts Gas

Fig 15-03

Vermeer®

BC1000XL
Brush Chipper

Description	Part #	QTY.
3.0L GAS		
FILTER-OIL	163697316	1
FILTER-FUEL	163697317	1
FILTER-HYDRAULIC	2685001	1
FILTER- PRIMARY AIR	256011003	1
FILTER-SECONDARY AIR	161570001	1
KNIFE-CUTTER	153175001	2
KNIFE BOLT	508478100	8
BLOCK-KNIFE THREAD	157711001	2
SHEAR BAR	153345001	1
BELT-DRIVE	153263001	1
BELT-FAN	163697318	1
BELT-PUMP	163706943	1

**Genuine Vermeer
Replacement Parts**

Contact your local Vermeer dealer for all
of your parts and service needs.

1-888-VERMEER
www.vermeer.com

7000G149 Rev C

Illustration No. 163697329 – Not For Ordering

Decal - Service Parts Gas

Fig 15-03

REF NO.	PART NO.	DESCRIPTION	QTY.	REMARKS
1	7000G149	DECAL - SERVICE PARTS BC1000XL GM 3.0L	1	

Provided for Free by Trenchwell.com
Shop Aftermarket Parts

Decals - GM (SN 19200-25379)

Fig 15-03X01

Vermeer[®]

BC1000XL
Brush Chipper

Description	Part #	QTY.
GM 3.0L DUAL FUEL		
FILTER-OIL	163697316	1
FILTER-FUEL-GASOLINE	163697317	1
FILTER-FUEL-PROPANE	163674851	1
FILTER-HYDRAULIC	2683001	1
FILTER- PRIMARY AIR	256011003	1
FILTER-SECONDARY AIR	161570001	1
KNIFE-CUTTER	153175001	2
KNIFE BOLT	508478100	8
BLOCK-KNIFE THREAD	157711001	2
SHEAR BAR	153345001	1
BELT-DRIVE	153263001	1
BELT-FAN	163697318	1
BELT-PUMP	163706943	1

Genuine Vermeer
Replacement Parts

Contact your local Vermeer dealer for all
of your parts and service needs.

1-888-VERMEER
www.vermeer.com

7000G278 Rev A

WARNING

2326324



Fuel and fumes can
explode and burn.



No smoking. No flame
Stop engine.

Illustration No. 163674876 – Not For Ordering

Decals - GM (SN 19200-25379)


Fig 15-03X01

REF NO.	PART NO.	DESCRIPTION	QTY.	REMARKS
1	7000G278	DECAL-SERVICE PARTS-BC1000XL-GM 3.0L DUAL FUEL	1	
2	2326324	DECAL-WARNING/REFUEL	1	

Provided for Free by Trenchwell.com
Shop Aftermarket Parts

Decals - GM (SN 25380-)

Fig 15-03X01R01



BC1000XL
Brush Chipper

Description	Part #	QTY.
GM 3.0L DUAL FUEL		
FILTER-OIL	163697316	1
FILTER-FUEL-GASOLINE	163697317	1
FILTER-FUEL-PROPANE	163674851	1
FILTER-HYDRAULIC	2683001	1
FILTER- PRIMARY AIR	256011003	1
FILTER-SECONDARY AIR	161570001	1
KNIFE-CUTTER	153175001	2
KNIFE BOLT	508478100	8
LOCKWASHER THREADED	7777000	2
HOSE-8' BLK	153175001	1
ELF-DIAPHRAGM	153175001	1
BELT-FAN	163697318	1
BELT-PUMP	163706943	1

Genuine Vermeer
Replacement Parts
Contact your local Vermeer distributor or
your Vermeer dealer for parts and service.

1-888-VERMEER
www.vermeer.com

**FIGURE REMOVED
DUE TO
NO LONGER IN
PRODUCTION**



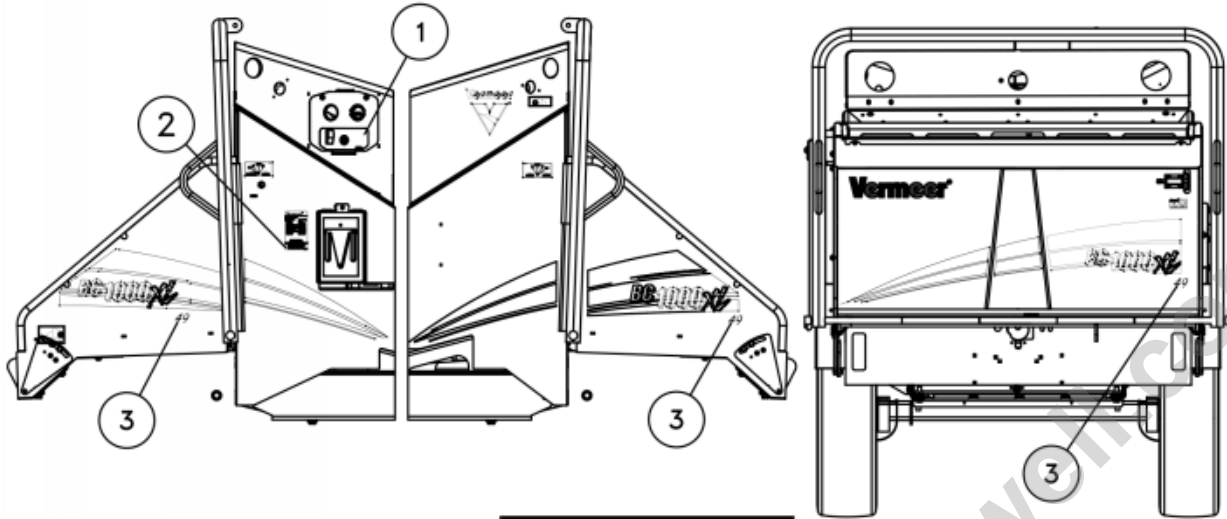
Decals - GM (SN 25380-)

Fig 15-03X01R01

REF NO.	PART NO.	DESCRIPTION	QTY.	REMARKS
		FIGURE REMOVED	A/R	

Provided for Free by Trenchwell.com
Shop Aftermarket Parts

Decals - Cat
Fig 15-04



49

Vermeer®
BC1000XL 49
Brush Chipper

Description	Part #	QTY.
CAT 2.2	49HP	
FILTER OIL	180006987	1
FILTER FUEL	15340001	1
FILTER HYDRAULIC	2883001	1
FILTER PRIMARY AIR	151941001	1
FILTER SEC. AIR	151940001	1
KNIFE CUTTER	153175001	2
KNIFE BOLT	508478100	8
BLOCK-KNIFE THREAD	57711001	2
SHEAR BAR	153345001	1
BELT DRIVE	153188001	1
BELT-FAN	180017137	1

Genuine Vermeer
Replacement Parts
Contact your local Vermeer dealer for all
of your parts and service needs.
1-888-VERMEER
www.vermeer.com

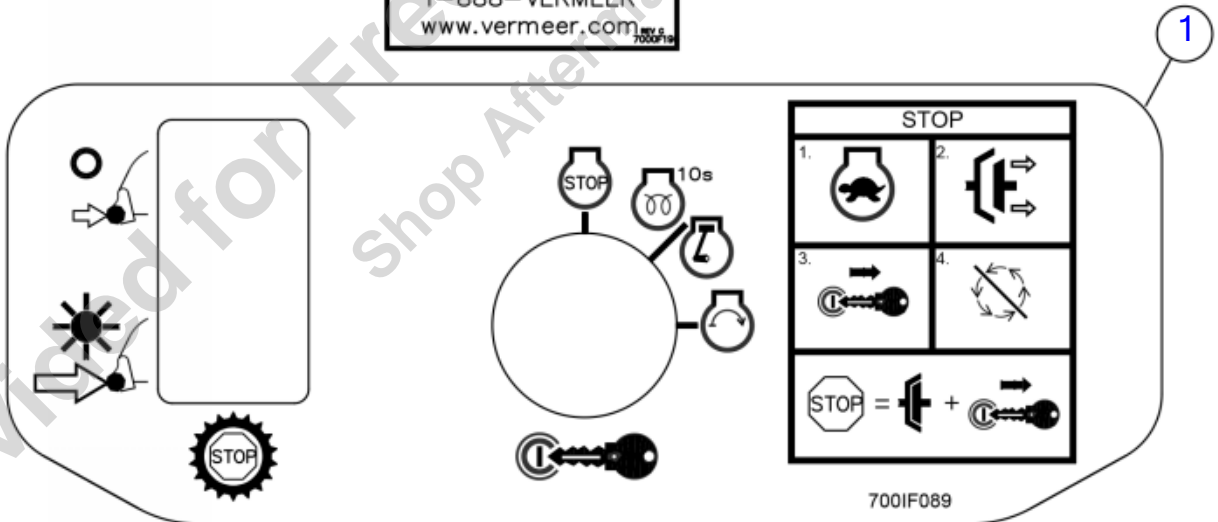


ILLUSTRATION NO. 163672329-Not For Ordering

Decals - Cat

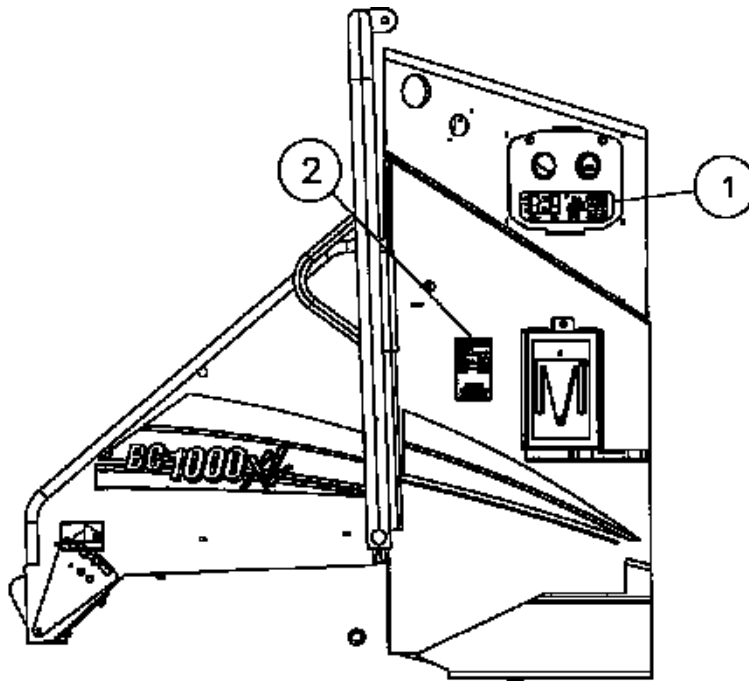
Fig 15-04

REF NO.	PART NO.	DESCRIPTION	QTY.	REMARKS
1	700IF089	DECAL-CONTROL PANEL BC1000LT	1	
2	7000F196	DECAL-SERVICE PARTS BC1000XL 49	1	
3	7000F202	DECAL - 49	3	

Provided for Free by Trenchwell.com
Shop Aftermarket Parts

Decals - Cummins (SN 19200-19505)

Fig 15-05



Vermeer

BC1000XL
Brush Chipper

Description	Part #	QTY.
CUMMINS 3.3L 74HP		
FILTER OIL	154908001	1
FILTER FUEL	180012270	1
FILTER HYDRAULIC	2885001	1
FILTER PRIMARY AIR	151941001	1
FILTER SECONDARY AIR	151940001	1
KNIFE CUTTER	153175001	2
KNIFE BOLT	508478100	8
BLOCK-KNIFE THREAD	157711001	2
SHEAR BAR	153345001	1
BELT DRIVE	153283001	1
BELT-FAN	180014452	1

Genuine Vermeer
Replacement Parts
Contact your local Vermeer dealer for all
of your parts and service needs.

1-888-VERMEER
www.vermeer.com

700002018 Rev. A

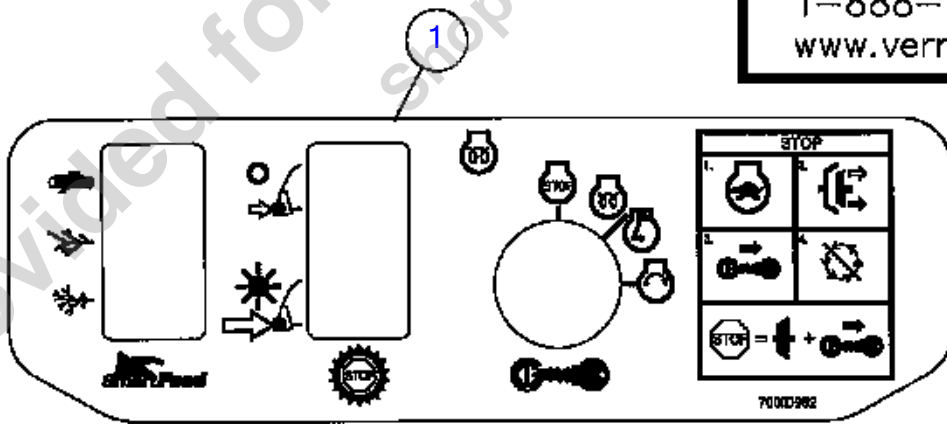


ILLUSTRATION NO. 163672330 Do Not Order

Decals - Cummins (SN 19200-19505)

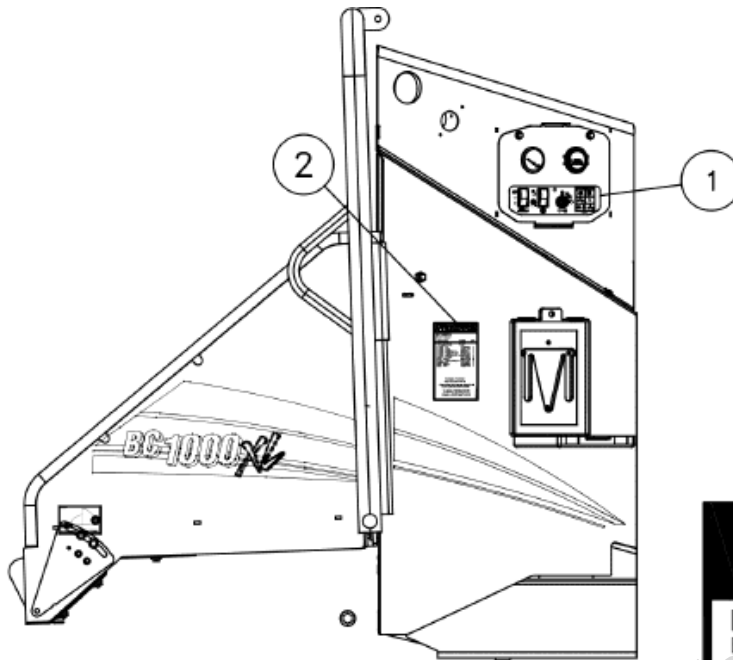
Fig 15-05

REF NO.	PART NO.	DESCRIPTION	QTY.	REMARKS
1	700ID952	DECAL-CONTROL PANEL BC1000XL	1	
2	7000G029	DECAL - SERVICE PARTS	1	

Provided for Free by Trenchwell.com
Shop Aftermarket Parts

Decals - Cummins (SN 19506-)

Fig 15-05R01



Vermeer

BC1000XL
Brush Chipper

Description	Part #	QTY.
CUMMINS 3.3L 74HP		
FILTER - OIL	154908001	1
FILTER - FUEL	180012270	1
FILTER - HYDRAULIC	2683001	1
FILTER - PRIMARY AIR	256011003	1
FILTER - SECONDARY AIR	61570001	1
KNIFE - CUTTER	153175001	2
BOLT - KNIFE	508478100	8
BLOCK - KNIFE THREAD	157711001	2
SHEAR BAR	153345001	1
BELT - DRIVE	153263001	1
BELT - FAN	180021153	1

Genuine Vermeer Replacement Parts

Contact your local Vermeer dealer for all of your parts and service needs.

1-888-VERMEER
www.vermeer.com

7000G029-Rev C

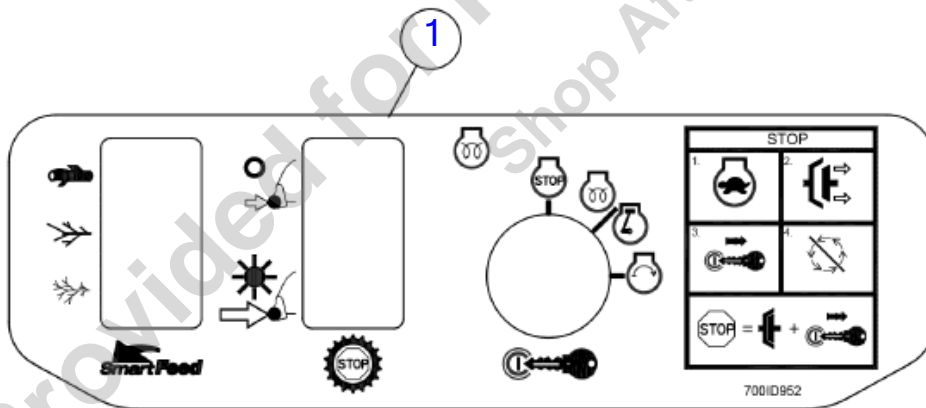


ILLUSTRATION NO. 163672330 Do Not Order

Decals - Cummins (SN 19506-)

Fig 15-05R01

REF NO.	PART NO.	DESCRIPTION	QTY.	REMARKS
1	700ID952	DECAL-CONTROL PANEL BC1000XL	1	
2	7000G029	DECAL - SERVICE PARTS	1	

Provided for Free by Trenchwell.com
Shop Aftermarket Parts

Decal - Service Parts Deutz

Fig 15-06

Vermeer[®]

BC1000XL
Brush Chipper

Description	Part #	QTY.
DEUTZ 2.9L	74HP & 49HP	
FILTER-OIL	163674728	1
FILTER-FUEL PRE	163674726	1
FILTER-FUEL MAIN	163674727	1
FILTER-HYDRAULIC	2683001	1
FILTER-PRIMARY AIR	256011003	1
FILTER-SECONDARY AIR	161570001	1
KNIFE-CUTTER	153175001	2
BOLT-KNIFE	508478100	8
BLOCK-KNIFE THREAD	157711001	2
SHEAR BAR	153345001	1
BELT-DRIVE	163674721	1
BELT-FAN	163674729	1

Genuine Vermeer
Replacement Parts

Contact your local Vermeer dealer for all
of your parts and service needs.

1-888-VERMEER
www.vermeer.com

7000G140 Rev B

Decal - Service Parts Deutz

Fig 15-06

REF NO.	PART NO.	DESCRIPTION	QTY.	REMARKS
1	7000G140	DECAL - SERVICE PARTS BC1000XL DEUTZ T4F	1	

Provided for Free by Trenchwell.com
Shop Aftermarket Parts

Decals - Right Side (SN 19200-31829)

Fig 15-07

KNIFE/DRUM MAINTENANCE CHECK LIST

- Thoroughly clean all knife mounting surfaces and clean out dirt before installing knives.
- Use new mounting bolts each time knives are replaced. Bolts may be reused one time when knives are rotated to second cutting edge.
- Lubricate mounting bolt threads with light oil before installing.
- Always use a torque wrench when tightening mounting bolts. Torque to 210 ft.-lbs. (285 N m).
- Inspect outer drum and all knife components for wear, damage, or cracks at every knife maintenance interval.

WARNING

Thrown chips can blind you. Wear eye protection.

Stay Away

WARNING

Knives can cut off hand.

Lock drum before servicing knives.

WARNING

Safety Message

Watch Video, Read Operator's Manual.

WARNING

Safety Message

Wear protective equipment.

WARNING

Moving parts can crush fingers.

Close all shields before starting.

WARNING

Safety Message

Stop engine before servicing.

DANGER

Limbs can snag clothing. Rollers or blades can grab and pull you in faster than you can let go of limb. Cutting injury or death will result.

Knives can grab and pull in rope and anything attached to it at high speed. Death or serious injury is possible if you are struck, entangled, or pulled into the machine.

Feed material only from side of table. Feed base of limb first.

Never climb onto feed table. Use wood object to push short material.

Gloves must have narrow cuffs.

Keep away from rotating feed rollers and blades.

Keep all ropes away from the chipper and brush piles.

Decals - Right Side (SN 19200-31829)

Fig 15-07

REF NO.	PART NO.	DESCRIPTION	QTY.	REMARKS
1	7000B290	DECAL - WARNING	1	
2	7000G963	DECAL-WARNING RIGGING/CLIMBING LINES	2	
3	7000A906	DECAL-CHANGING KNIVES	1	
4	7000F105	DECAL-WARNING 4-PANEL	1	
5	700IB955	DECAL - HOLD-TO-RUN	1	
6	2326323	DECAL- WARNING/STAY AWAY 3 X 5	1	
7	7000D008	DECAL - COSMETIC V - 8.00"	1	
8	7000J038	DECAL-WARNING, WHEEL & TIRE	1	For 7,000 lb axle machines only

Provided for Free by Trenchwell.com
Shop Aftermarket Parts

Decals - Right Side (SN 31830-)

Fig 15-07R01

KNIFE/DRUM MAINTENANCE CHECK LIST

- Thoroughly clean all knife mounting surfaces and clean out bolt holes before installing knives.
- Use new mounting bolts each time knives are replaced. Bolts may be reused one time when knives are rotated to second cutting edge.
- Lubricate mounting bolt threads with light oil before installing.
- Always use a torque wrench when tightening mounting bolts. Torque to 250 ft.-lbs. (330 N m).
- Inspect outer drum and all knife components for wear, damage, or cracks at every knife maintenance interval.

Vermeer

WARNING Knives can cut off hand. Lock drum before servicing knives.

WARNING Thrown chips can blind you. Stay Away. Wear eye protection.

WARNING Watch Video, Read Operator's Manual.

WARNING Safety Message. Wear protective equipment.

WARNING Moving parts can crush fingers. Close all shields before starting.

WARNING Safety Message. Stop engine before servicing.

DANGER

- Limbs can snag clothing. Rollers or blades can grab and pull you in faster than you can let go of limb. Cutting injury or death will result.
- Knives can grab and pull in rope and anything attached to it at high speed. Death or serious injury is possible if you are struck, entangled, or pulled into the machine.
- Feed material only from side of table. Feed base of limb first.
- Never climb onto feed table. Use wood object to push short material.
- Gloves must have narrow cuffs.
- Keep away from rotating feed rollers and blades.
- Keep all ropes away from the chipper and brush piles.

Decals - Right Side (SN 31830-)

Fig 15-07R01

REF NO.	PART NO.	DESCRIPTION	QTY.	REMARKS
1	7000B290	DECAL - WARNING	1	
2	7000G963	DECAL-WARNING RIGGING/CLIMBING LINES	2	
3	7000A906	DECAL-CHANGING KNIVES	1	
4	7000F105	DECAL-WARNING 4-PANEL	1	
5	700IB955	DECAL - HOLD-TO-RUN	1	
6	2326323	DECAL- WARNING/STAY AWAY 3 X 5	1	
7	7000D008	DECAL - COSMETIC V - 8.00"	1	
8	7000J038	DECAL-WARNING, WHEEL & TIRE	1	For 7,000 lb axle machines only

Provided for Free by Trenchwell.com
Shop Aftermarket Parts

Decals- Right Side Continued

Fig 15-08

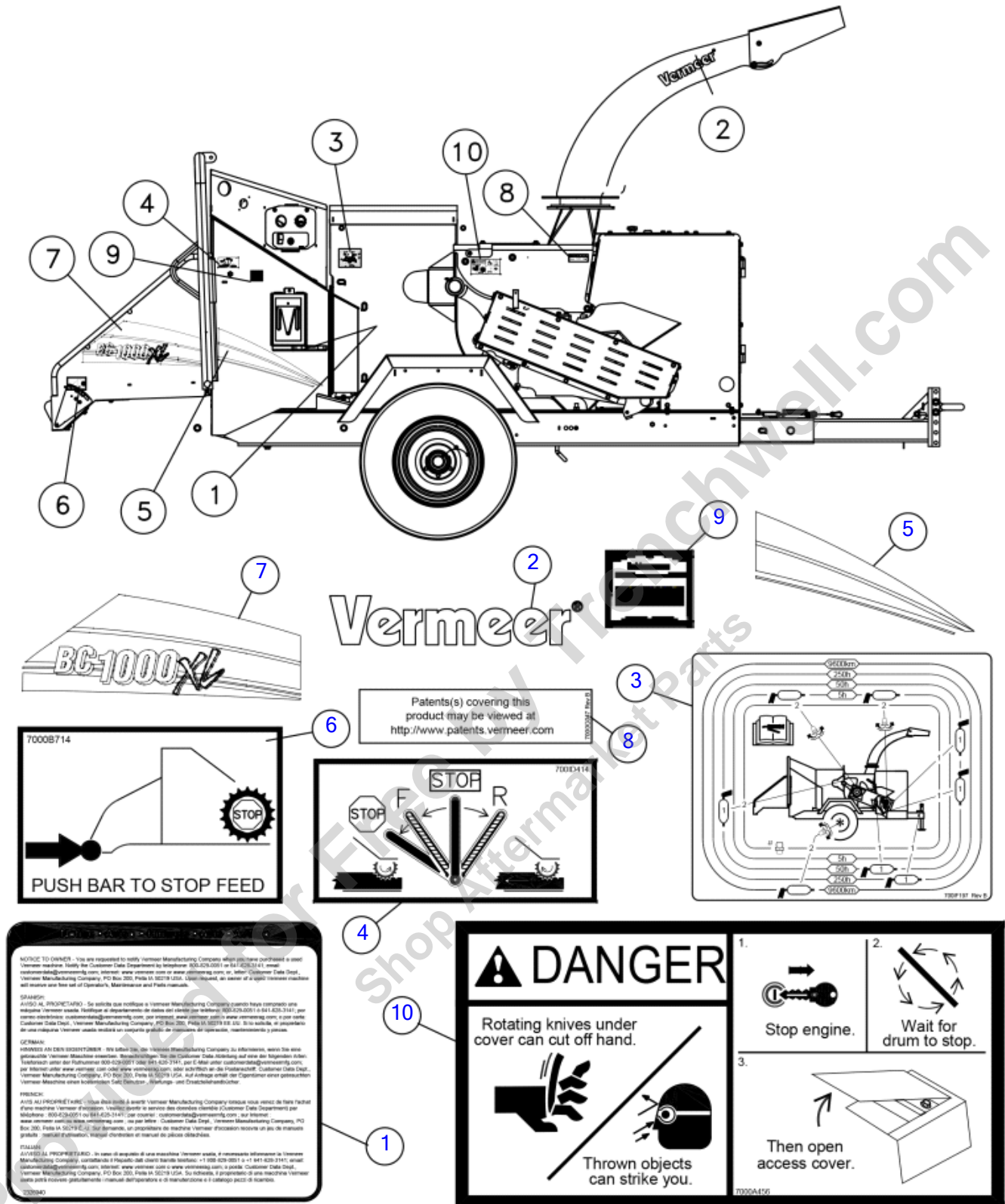


ILLUSTRATION NO. 163672256

Decals- Right Side Continued

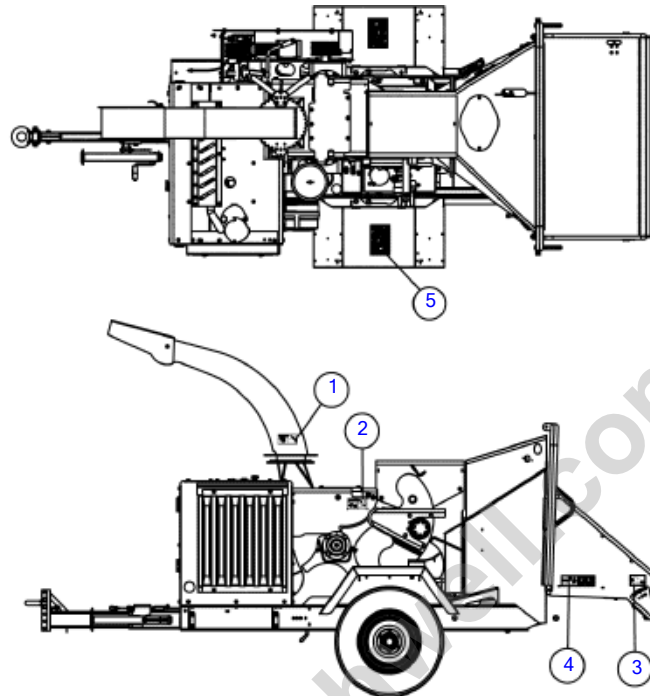
Fig 15-08

REF NO.	PART NO.	DESCRIPTION	QTY.	REMARKS
1	2326940	DECAL-NOTICE TO OWNERS	1	
2	2326619	DECAL- VERMEER 3 X 15	1	
3	700IF197	DECAL-LUBE CHART BC1000XL LT	1	
4	700ID414	DECAL - PUSH BAR STOP FEED (RIGHT)	1	
5	7000D993	DECAL-BC1000XL RIGHT STRIPE-FRONT	1	
6	7000B714	DECAL - PUSH BAR STOP FEED (RIGHT)	1	
7	7000D992	DECAL-BC1000XL RIGHT STRIPE-REAR	1	
8	7000G047	DECAL - PATENTS	1	
9	7000F823	DECALS (PR)-SMALL MACHINE ID, BLANK	1	
10	7000A456	DECAL-DANGER (AT)	1	

Provided for Free by Trenchwell.com
 Shop Aftermarket Parts

Decals - Left Side (SN 19200-31829)

Fig 15-09



<p>⚠ DANGER</p> <p>Rotating knives under cover can cut off hand.</p> <p>Thrown objects can strike you.</p>	<p>1</p> <p>Stop engine.</p>	<p>2</p> <p>Wait for drum to stop.</p>
	<p>3</p> <p>Then open access cover.</p>	

<p>⚠ WARNING</p> <p>Thrown chips can blind you.</p>	<p>1</p> <p>Stay Away</p> <p>Wear eye protection.</p>
--	---

7000B715

PUSH BAR TO STOP FEED

<p>⚠ DANGER</p>					
<p>1</p> <p>Limbs can snag clothing, ropes, or blades can grab and pull you in faster than you can let go of limb. Cutting injury or death will result.</p>	<p>2</p> <p>Knives can grab and pull in rope and anything attached to it at high speed. Death or serious injury is possible if you are struck, entangled, or pulled into the machine.</p>	<p>3</p> <p>Feed material only from side of table. Feed base of limb first.</p>	<p>4</p> <p>Never climb onto feed table. Use wood object to push short material.</p>	<p>5</p> <p>Gloves must have narrow cuffs.</p>	<p>6</p> <p>Keep away from rotating feed rollers and blades.</p>
<p>7</p> <p>Keep all ropes away from the chipper and brush piles.</p>			<p>8</p>		

Decals - Left Side (SN 19200-31829)

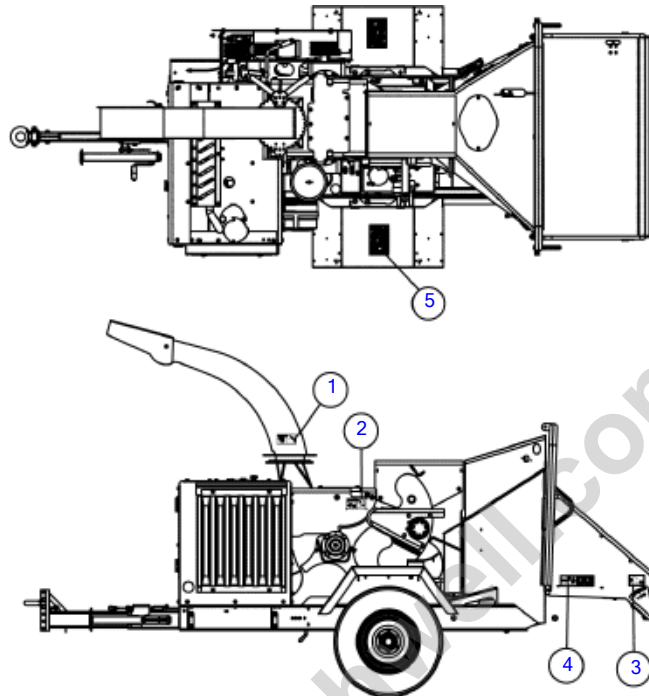
Fig 15-09

REF NO.	PART NO.	DESCRIPTION	QTY.	REMARKS
1	2326323	DECAL- WARNING/STAY AWAY 3 X 5	1	
2	7000A456	DECAL-DANGER (AT)	1	
3	7000B715	DECAL - PUSH BAR STOP FEED (LEFT)	1	
4	7000G963	DECAL-WARNING RIGGING/CLIMBING LINES	2	
5	7000J038	DECAL-WARNING, WHEEL & TIRE	1	For 7,000 lb axles machines only

Provided for Free by Trenchwell.com
Shop Aftermarket Parts

Decals - Left Side (SN 31830-)

Fig 15-09R01



⚠ DANGER Rotating knives under cover can cut off hand. Thrown objects can strike you.	 1 Stop engine. 2 Wait for drum to stop. 3 Then open access cover.
--	---

⚠ WARNING Thrown chips can blind you. Wear eye protection.	 Stay Away
---	---------------

7000B715 PUSH BAR TO STOP FEED
--

 Limbs can snag clothing, ropes, or blades and grab and pull you in faster than you can let go of limb. Cutting injury or death will result.	 Knives can grab and pull in rope and anything attached to it at high speed. Death or serious injury is possible if you are struck, entangled, or pulled into the machine.	⚠ DANGER Feed material only from side of table. Feed base of limb first. Never climb onto feed table. Use wood object to push short material. Gloves must have narrow cuffs. Keep all ropes away from rotating feed rollers and blades. Keep all ropes away from the chipper and brush piles.
---	---	---

 ⚠ DANGER	 ⚠ DANGER	 ⚠ DANGER
 ⚠ DANGER	 ⚠ DANGER	 ⚠ DANGER
 ⚠ DANGER	 ⚠ DANGER	 ⚠ DANGER

Decals - Left Side (SN 31830-)

Fig 15-09R01

REF NO.	PART NO.	DESCRIPTION	QTY.	REMARKS
1	2326323	DECAL- WARNING/STAY AWAY 3 X 5	1	
2	7000A456	DECAL-DANGER (AT)	1	
3	7000B715	DECAL - PUSH BAR STOP FEED (LEFT)	1	
4	7000G963	DECAL-WARNING RIGGING/CLIMBING LINES	2	
5	7000J038	DECAL-WARNING, WHEEL & TIRE	1	For 7,000 lb axles machines only

Provided for Free by Trenchwell.com
Shop Aftermarket Parts

Decals - Left Side Continued

Fig 15-10

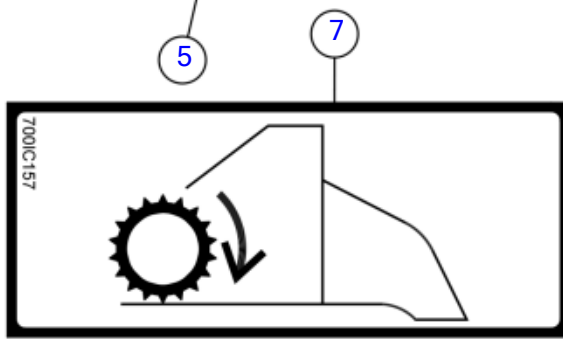
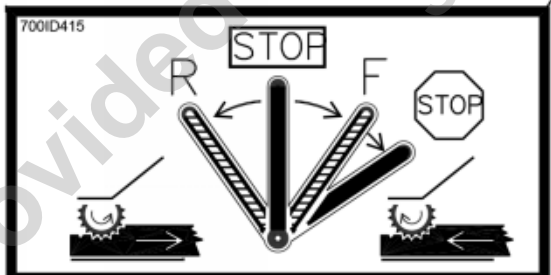
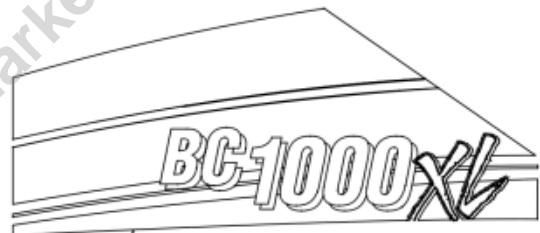
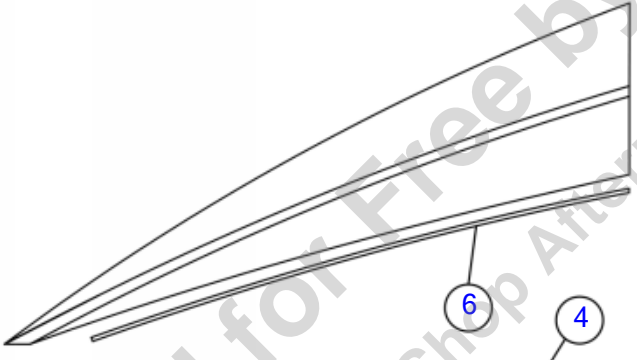
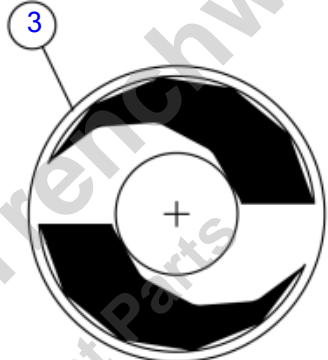
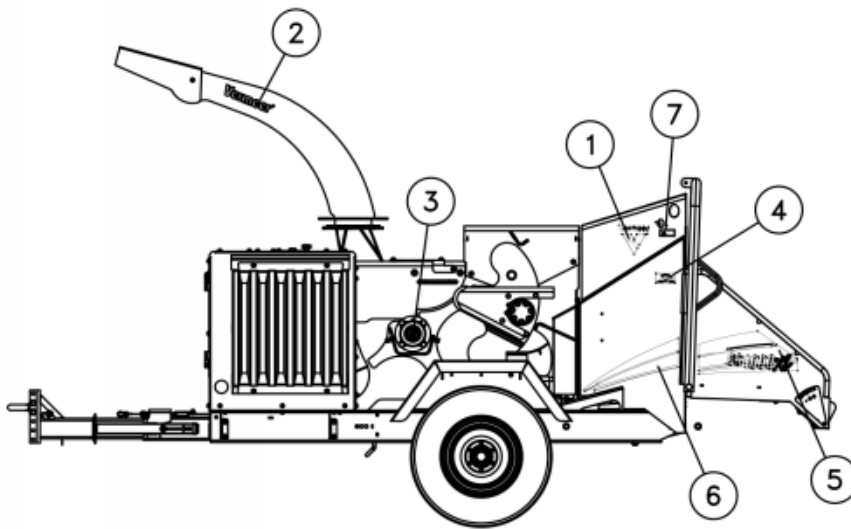


ILLUSTRATION NO. 163672258-Not For Ordering

Decals - Left Side Continued

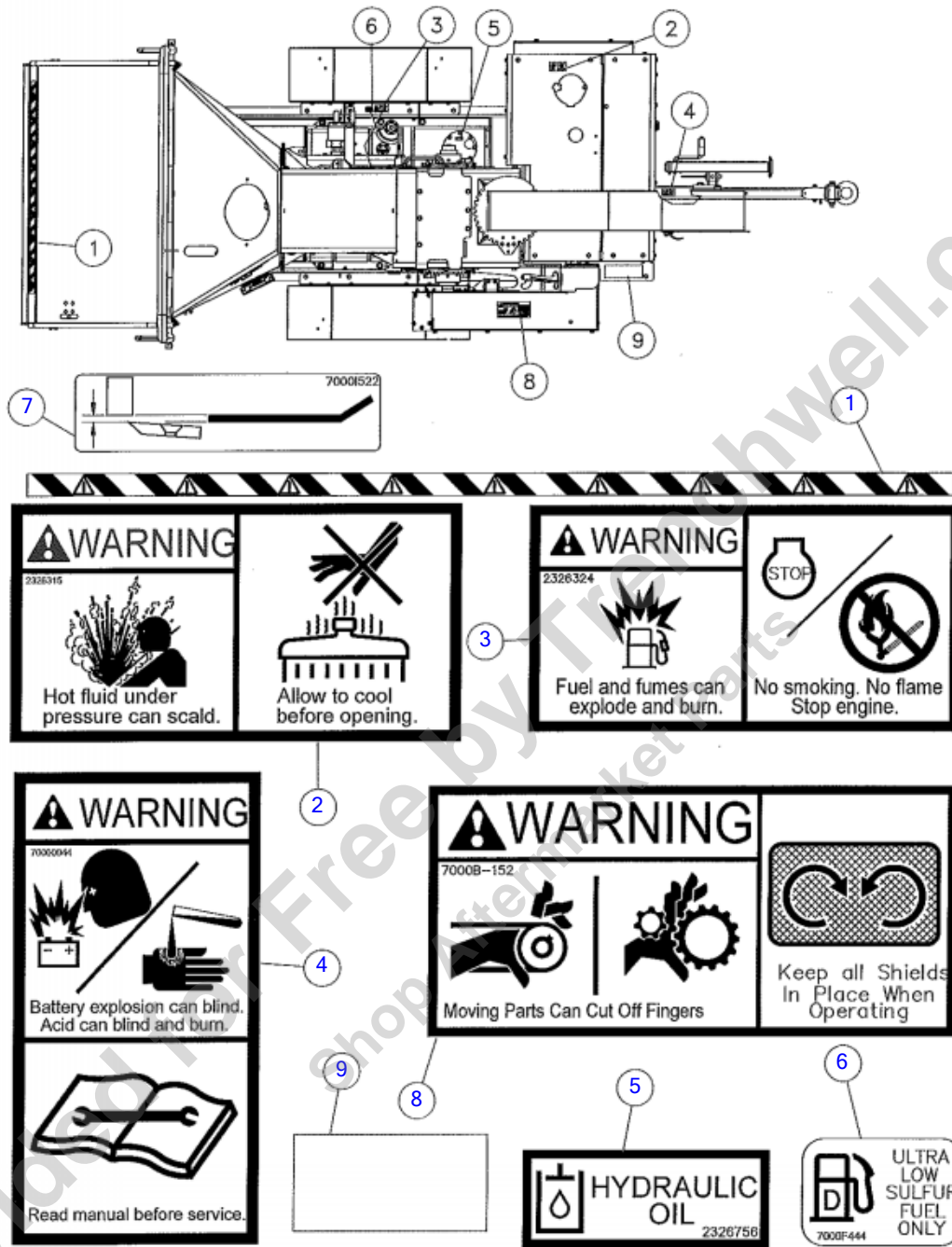
Fig 15-10

REF NO.	PART NO.	DESCRIPTION	QTY.	REMARKS
1	7000D008	DECAL - COSMETIC V - 8.00"	1	
2	2326619	DECAL- VERMEER 3 X 15	1	
3	700IB288	DECAL - ROTATION	1	
4	700ID415	DECAL - FEED ROLLERS LEFT	1	
5	7000D990	DECAL-BC1000XL LEFT STRIPE-REAR	1	
6	7000D991	DECAL-BC1000XL LEFT STRIPE-FRONT	1	
7	700IC157	DECAL - HOLD TO RUN	1	

Provided for Free by Trenchwell.com
Shop Aftermarket Parts

Decals - Top (SN 19200-22626)

Fig 15-11



Decals - Top (SN 19200-22626)

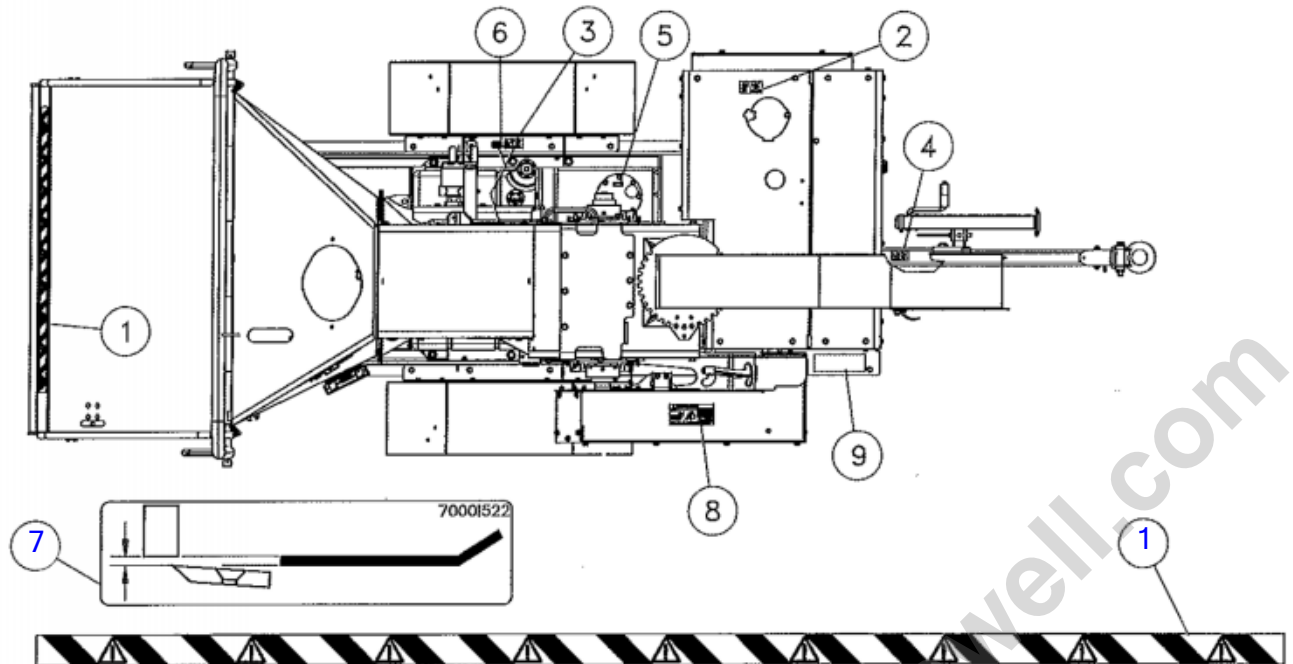
Fig 15-11

REF NO.	PART NO.	DESCRIPTION	QTY.	REMARKS
1	700IB505	DECAL - WARNING STRIPE	1	
2	2326315	DECAL WARNING	1	
3	2326324	DECAL-WARNING/REFUEL (DOMESTIC)	1	
4	70000044	DECAL - WARNING	1	
5	2326756	DECAL-HYDRAULIC OIL	1	
6	7000F444	DECAL-DIESEL FUEL SPECIFICATION	1	
7	7000I522	DECAL - KNIFE GAUGE	1	
8	7000B152	DECAL - WARNING	1	
9	5776001	TAPE - SAFETY WALK 4in WIDE PER FOOT	A/R	P/N Qty. Of 1 = 1 Foot

Provided for Free by Trenchwell.com
Shop Aftermarket Parts

Decals - Top (SN 22627-)

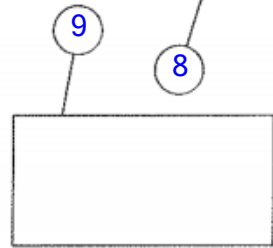
Fig 15-11R01



<p>WARNING 2326315 Hot fluid under pressure can scald.</p>	<p>Allow to cool before opening.</p>	<p>WARNING 2326324 Fuel and fumes can explode and burn.</p>	<p>STOP No smoking. No flame Stop engine.</p>
---	--------------------------------------	--	--

<p>WARNING 70000044 Battery explosion can blind. Acid can blind and burn.</p>
<p>Read manual before service.</p>

<p>WARNING 7000B-152 Moving Parts Can Cut Off Fingers</p>	<p>Keep all Shields In Place When Operating</p>
--	---



<p>HYDRAULIC OIL 2326756</p>

<p>ULTRA LOW SULFUR FUEL ONLY 7000F444</p>
--

Decals - Top (SN 22627-)

Fig 15-11R01

REF NO.	PART NO.	DESCRIPTION	QTY.	REMARKS
1	700IB505	DECAL - WARNING STRIPE	1	
2	2326315	DECAL WARNING	1	
3	2326324	DECAL-WARNING/REFUEL (DOMESTIC)	1	
4	70000044	DECAL - WARNING	1	
5	2326756	DECAL-HYDRAULIC OIL	1	
6	7000F444	DECAL-DIESEL FUEL SPECIFICATION	1	
7	7000I522	DECAL - KNIFE GAUGE	1	
8	7000B152	DECAL - WARNING	1	
9	5776001	TAPE - SAFETY WALK 4in WIDE PER FOOT	A/R	P/N Qty. Of 1 = 1 Foot
10	7000G712	DECAL-COOLANT SPECS NOTICE	1	

Provided for Free by Trenchwell.com
Shop Aftermarket Parts

Decals - Top Gas (SN 19200-22626)

Fig 15-12



Illustration No. 163697330 - Not For Ordering

Decals - Top Gas (SN 19200-22626)

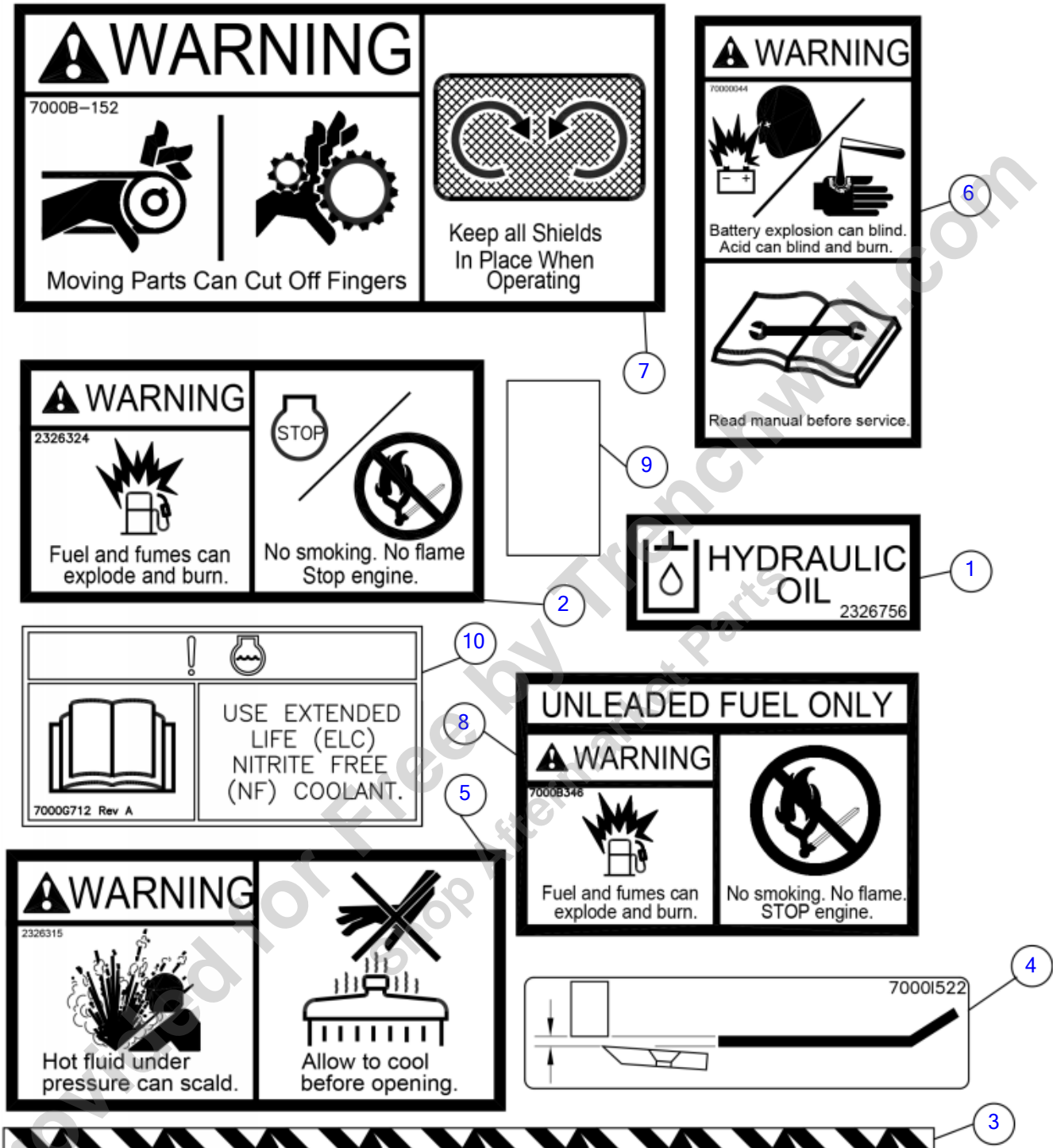
Fig 15-12

REF NO.	PART NO.	DESCRIPTION	QTY.	REMARKS
1	2326756	DECAL-HYDRAULIC OIL	1	
2	2326324	DECAL-WARNING/REFUEL	1	
3	700IB505	DECAL - WARNING STRIPE	1	
4	7000I522	DECAL - KNIFE GAUGE	1	
5	2326315	DECAL-WARNING	1	
6	70000044	DECAL-WARNING(AT/UND)	1	
7	7000B152	DECAL - WARNING	1	
8	7000B346	DECAL - WARNING UNLEADED FUEL	1	
9	5776001	TAPE-SAFETY WALK 4" WIDE PER FOOT	1	

Provided for Free by Trenchwell.com
Shop Aftermarket Parts

Decals - Top Gas (SN 22627-)

Fig 15-12R01



Decals - Top Gas (SN 22627-)

Fig 15-12R01

REF NO.	PART NO.	DESCRIPTION	QTY.	REMARKS
1	2326756	DECAL-HYDRAULIC OIL	1	
2	2326324	DECAL-WARNING/REFUEL (DOMESTIC)	1	
3	700IB505	DECAL - WARNING STRIPE	1	
4	7000I522	DECAL - KNIFE GAUGE	1	
5	2326315	DECAL WARNING	1	
6	70000044	DECAL - WARNING	1	
7	7000B152	DECAL - WARNING	1	
8	7000B346	DECAL - WARNING UNLEADED FUEL	1	
9	5776001	TAPE - SAFETY WALK 4in WIDE PER FOOT	A/R	P/N Qty. Of 1 = 1 Foot
10	7000G712	DECAL-COOLANT SPECS NOTICE	1	

Provided for Free by Trenchwell.com
Shop Aftermarket Parts

Decals - Front
Fig 15-13

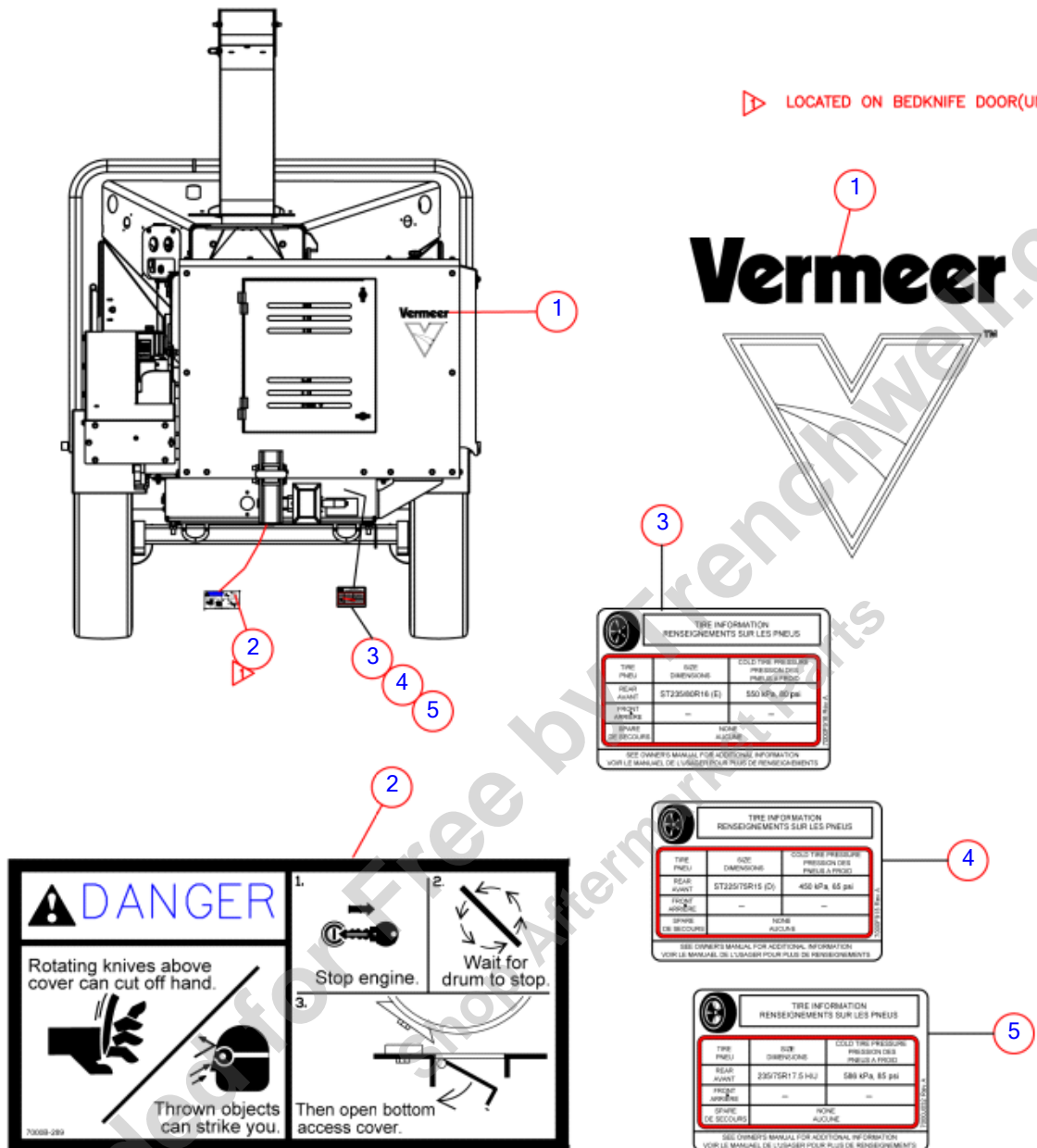


ILLUSTRATION NO. 163672260 - Not For Ordering

Decals - Front

Fig 15-13

REF NO.	PART NO.	DESCRIPTION	QTY.	REMARKS
1	7000D010	DECAL - COSMETIC V - 12.00"	1	
2	7000B289	DECAL - DANGER	1	
3	7000F916	DECAL-TIRE INFORMATION	1	
4	7000F915	DECAL-TIRE INFORMATION	1	
5	7000J032	DECAL-TIRE INFORMATION	1	

Provided for Free by Trenchwell.com
Shop Aftermarket Parts

Decals - Back

Fig 15-14

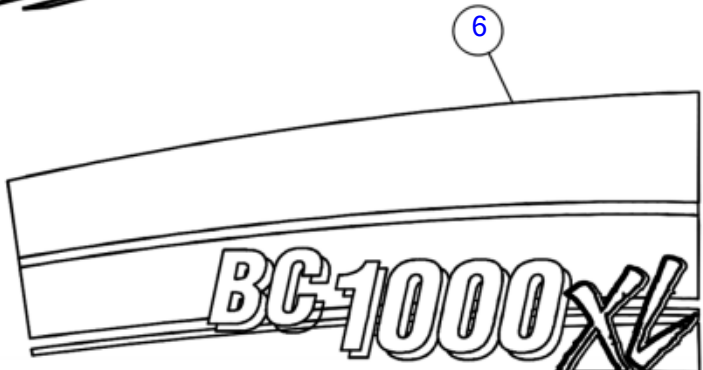
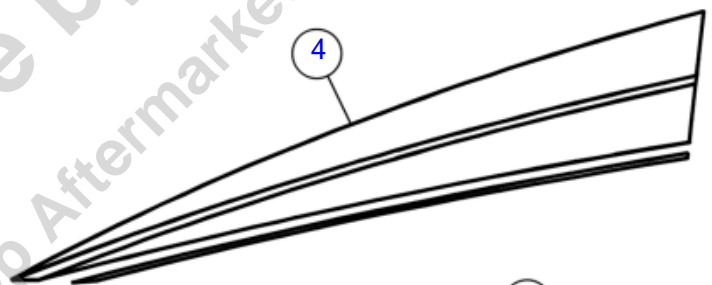
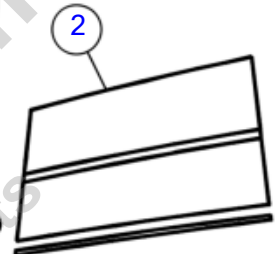
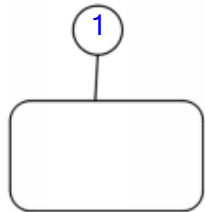
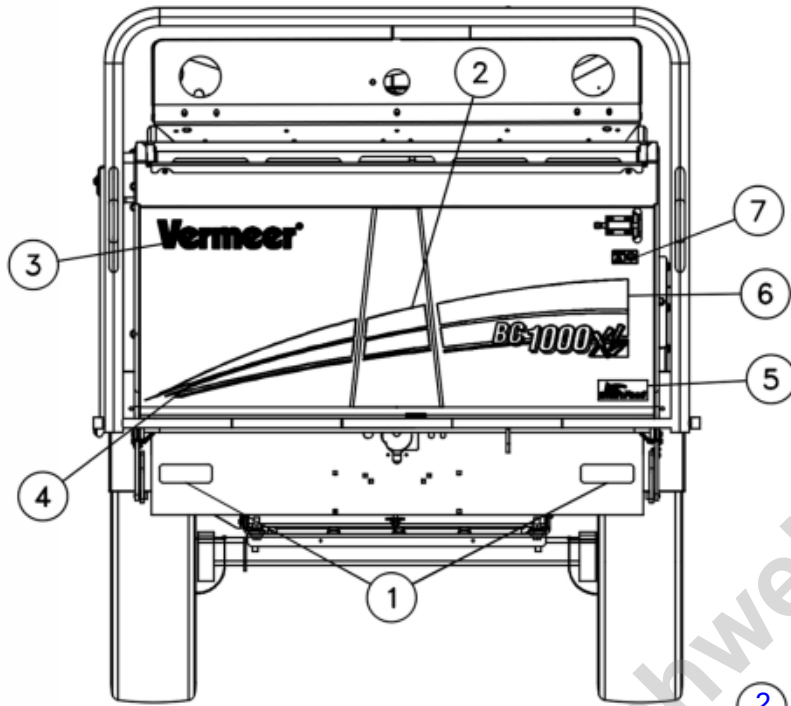


Illustration No. 163672261- Not For Ordering

Decals - Back

Fig 15-14

REF NO.	PART NO.	DESCRIPTION	QTY.	REMARKS
1	70000170	DECAL-RED REFLECTOR	2	
2	7000D345	DECAL-BC1500 INFEED TABLE STRIPE MIDDLE	1	
3	2326608	DECAL-VERMEER 4"	1	
4	7000D346	DECAL-BC1500 INFEED TABLE STRIPE LEFT	1	
5	7000B732	DECAL - SMARTFEED	1	
6	7000D681	DECAL-BC1000XL REAR STRIPE RIGHT	1	
7	7000F104	DECAL-WARNING WATCH VIDEO, READ O/M	1	

Provided for Free by Trenchwell.com
Shop Aftermarket Parts

Decal - Smartfeed Ecodile (Figure Removed)

Fig 15-14X01

**FIGURE REMOVED
DUE TO
NO LONGER IN
PRODUCTION**

Decal - Smartfeed Ecoidle (Figure Removed)

Fig 15-14X01

REF NO.	PART NO.	DESCRIPTION	QTY.	REMARKS
		Figure Removed	A/R	

Provided for Free by Trenchwell.com
Shop Aftermarket Parts

Decals - Back Deutz

Fig 15-15

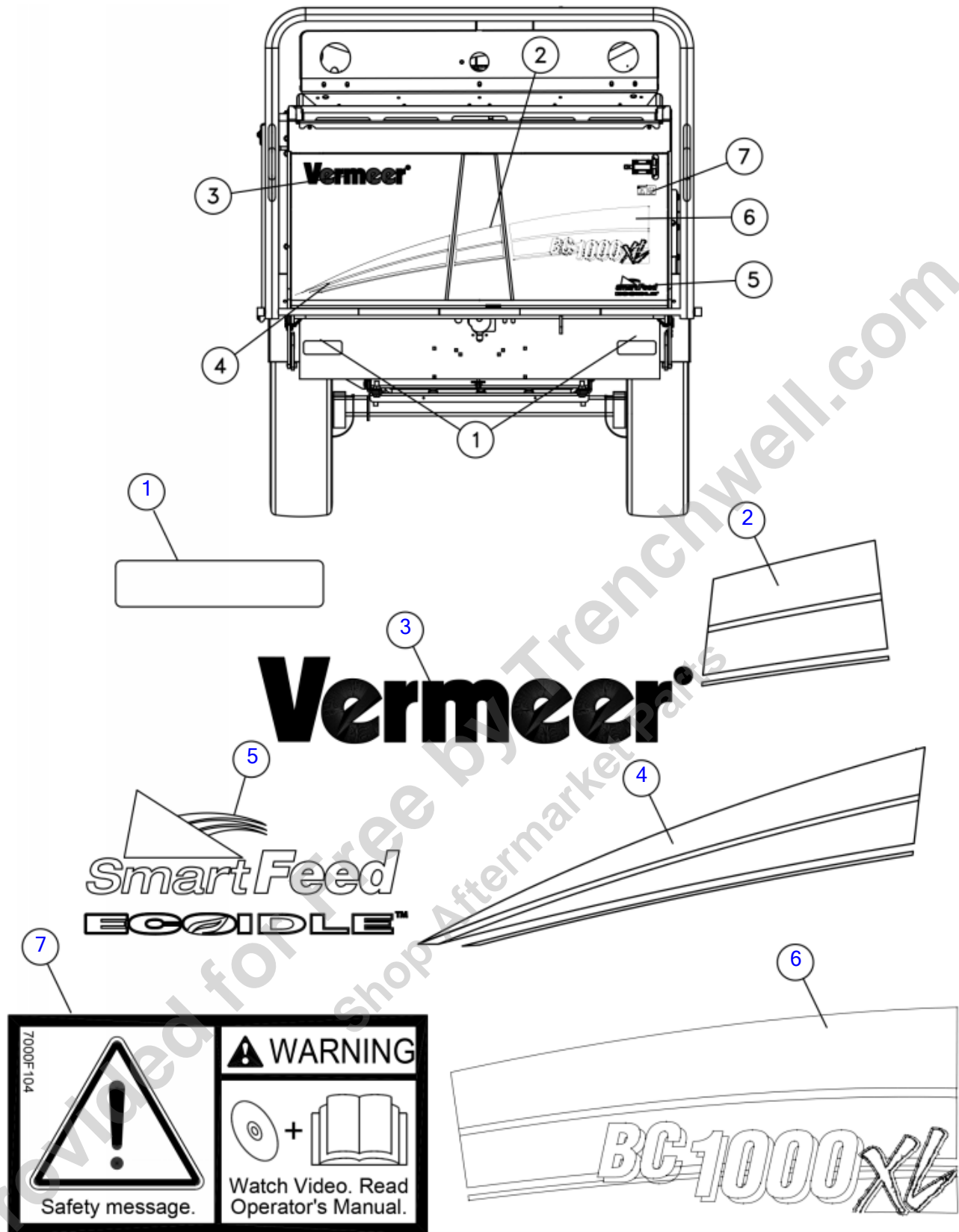


ILLUSTRATION NO. 163674718—Not For Ordering

Decals - Back Deutz

Fig 15-15

REF NO.	PART NO.	DESCRIPTION	QTY.	REMARKS
1	70000170	DECAL-RED REFLECTOR	2	
2	7000D345	DECAL-BC1500 INFEED TABLE STRIPE MIDDLE	1	
3	2326608	DECAL-VERMEER 4"	1	
4	7000D346	DECAL-BC1500 INFEED TABLE STRIPE LEFT	1	
5	7000F866	DECAL - SMARTFEED/ECOIDLE	1	
6	7000D681	DECAL-BC1000XL REAR STRIPE RIGHT	1	
7	7000F104	DECAL-WARNING WATCH VIDEO, READ O/M	1	

Provided for Free by Trenchwell.com
Shop Aftermarket Parts

International Decals - Right (SN 19200-31829)

Fig 15-16

REF NO.	PART NO.	DESCRIPTION	QTY.	REMARKS
1	7000A906	DECAL-CHANGING KNIVES	1	
2	700IB955	DECAL - HOLD-TO-RUN	1	
3	7000D008	DECAL - COSMETIC V - 8.00"	1	
4	7000I768	DECAL-PROTECTIVE WEAR	1	
5	700ID414	DECAL - PUSH BAR STOP FEED (RIGHT)	1	
6	7000D993	DECAL-BC1000XL RIGHT STRIPE-FRONT	1	
7	700IF197	DECAL-LUBE CHART BC1000XL LT	1	
8	7000D992	DECAL-BC1000XL RIGHT STRIPE-REAR	1	
9	2326619	DECAL- VERMEER 3 X 15	1	
10	7000G047	DECAL - PATENTS	1	
11	7000F823	DECALS (PR)-SMALL MACHINE ID, BLANK	1	
12	700IJ038	DECAL-WARNING, WHEEL & TIRE	1	For 7,000 lb axle machines only

Provided for Free by Trenchwell.com
Shop Aftermarket Parts

International Decals - Right (SN 31830-)

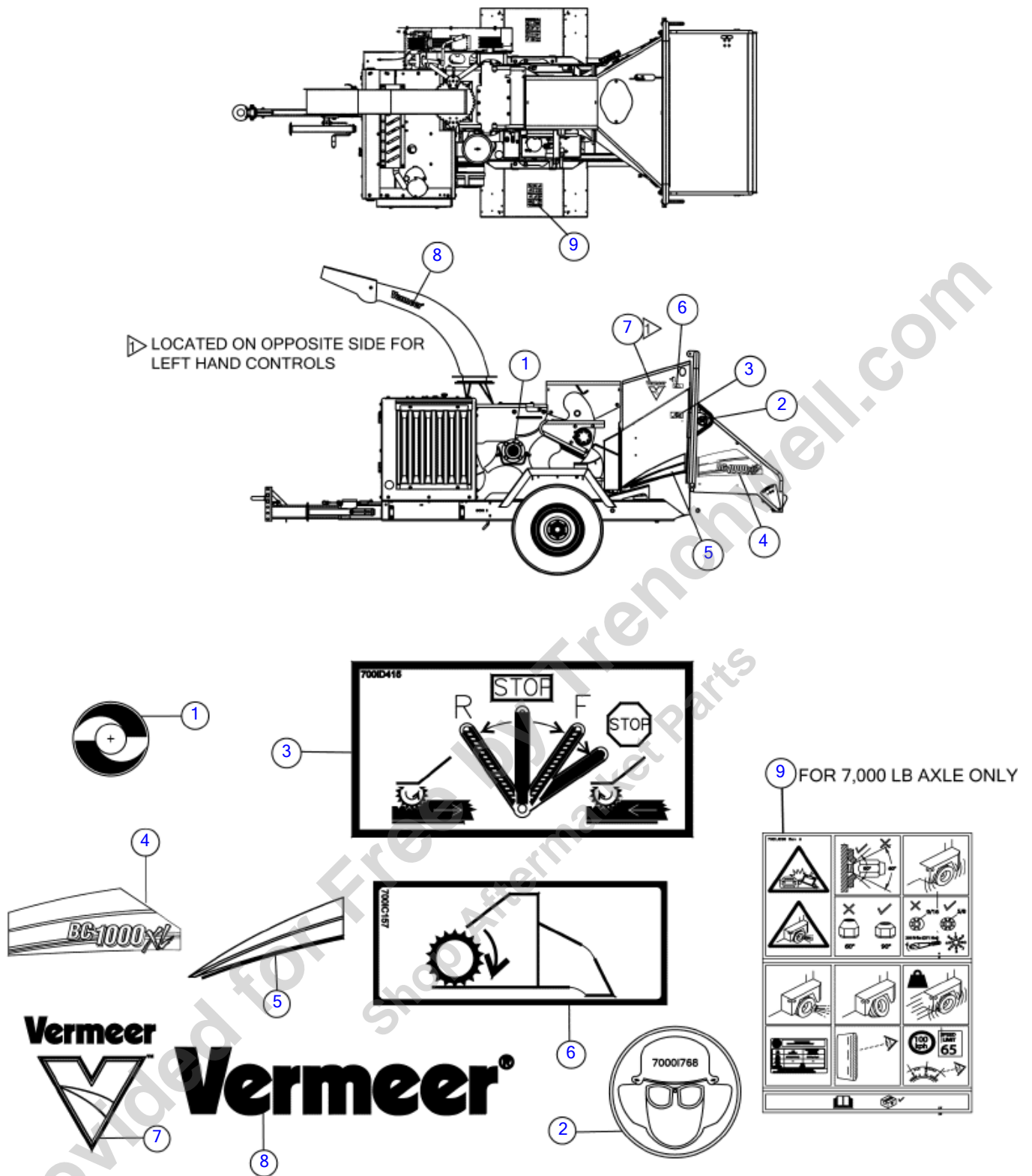
Fig 15-16R01

REF NO.	PART NO.	DESCRIPTION	QTY.	REMARKS
1	7000A906	DECAL-CHANGING KNIVES	1	
2	700IB955	DECAL - HOLD-TO-RUN	1	
3	7000D008	DECAL - COSMETIC V - 8.00"	1	
4	7000I768	DECAL-PROTECTIVE WEAR	1	
5	700ID414	DECAL - PUSH BAR STOP FEED (RIGHT)	1	
6	7000D993	DECAL-BC1000XL RIGHT STRIPE-FRONT	1	
7	700IF197	DECAL-LUBE CHART BC1000XL LT	1	
8	7000D992	DECAL-BC1000XL RIGHT STRIPE-REAR	1	
9	2326619	DECAL- VERMEER 3 X 15	1	
10	7000G047	DECAL - PATENTS	1	
11	7000F823	DECALS (PR)-SMALL MACHINE ID, BLANK	1	
12	700IJ038	DECAL-WARNING, WHEEL & TIRE	1	For 7,000 lb axle machines only

Provided for Free by Trenchwell.com
Shop Aftermarket Parts

International Decals - Left

Fig 15-17



International Decals - Left

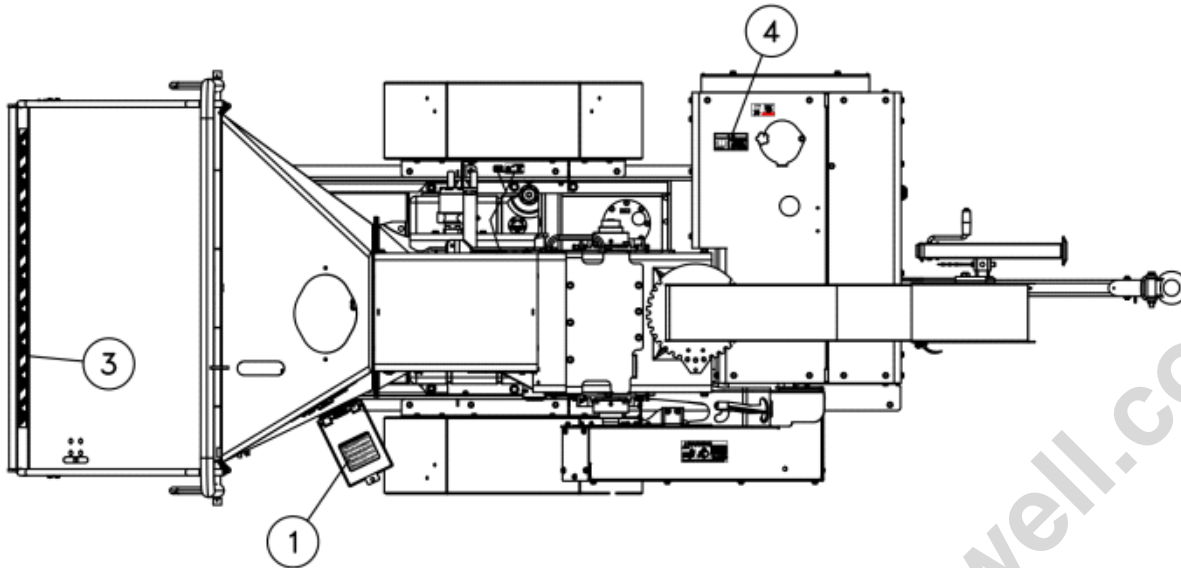
Fig 15-17

REF NO.	PART NO.	DESCRIPTION	QTY.	REMARKS
1	700IB288	DECAL - ROTATION	1	
2	7000I768	DECAL-PROTECTIVE WEAR	1	
3	700ID415	DECAL - FEED ROLLERS LEFT	1	
4	7000D990	DECAL-BC1000XL LEFT STRIPE-REAR	1	
5	7000D991	DECAL-BC1000XL LEFT STRIPE-FRONT	1	
6	700IC157	DECAL - HOLD TO RUN	1	
7	7000D008	DECAL - COSMETIC V - 8.00"	1	
8	2326619	DECAL- VERMEER 3 X 15	1	
9	700IJ038	DECAL-WARNING, WHEEL & TIRE	1	For 7,000 lb axle machines only


Provided for Free by Trenchwell.com
 Shop Aftermarket Parts

International Decals - Top

Fig 15-18



2



4

1

Noti e • A is o • Hin teis • Avis • Av is o

NOTICE TO OWNER - You are requested to notify Vermeer Manufacturing Company when you have purchased a used Vermeer machine. Notify the Customer Data Department by telephone: 800-829-0051 or 641-628-3141; email: customerdata@vermeerfmfg.com; Internet: www.vermeer.com or www.vermeerag.com; or letter: Customer Data Dept., Vermeer Manufacturing Company, PO Box 200, Pella IA 50219 USA. Upon request, an owner of a used Vermeer machine will receive one free set of Operator's, Maintenance and Parts manuals.

SPANISH:
AVISO AL PROPIETARIO - Se solicita que notifique a Vermeer Manufacturing Company cuando haya comprado una máquina Vermeer usada. Notifique al departamento de datos del cliente por teléfono: 800-829-0051 ó 641-628-3141; por correo electrónico: customerdata@vermeerfmfg.com; por Internet: www.vermeer.com o www.vermeerag.com; o por carta: Customer Data Dept., Vermeer Manufacturing Company, PO Box 200, Pella IA 50219 EE.UU. Si lo solicita, el propietario de una máquina Vermeer usada recibirá un conjunto gratuito de manuales de operación, mantenimiento y piezas.

GERMAN:
HINWEIS AN DEN EIGENTÜMER - Wir bitten Sie, die Vermeer Manufacturing Company zu informieren, wenn Sie eine gebrauchte Vermeer-Maschine erwerben. Benachrichtigen Sie die Customer Data-Abteilung auf eine der folgenden Arten: Telefonisch unter der Rufnummer 800-829-0051 oder 641-628-3141; per E-Mail unter customerdata@vermeerfmfg.com; per Internet unter www.vermeer.com oder www.vermeerag.com; oder schriftlich an die Postanschrift: Customer Data Dept., Vermeer Manufacturing Company, PO Box 200, Pella IA 50219 USA. Auf Anfrage erhält der Eigentümer einer gebrauchten Vermeer-Maschine einen kostenlosen Satz Benutzer-, Wartungs- und Ersatzteillehandbücher.

FRENCH:
AVIS AU PROPRIETAIRE - Vous êtes invité à avvertir Vermeer Manufacturing Company lorsque vous venez de faire l'achat d'une machine Vermeer d'occasion. Veuillez avvertir le service des données clients (Customer Data Department) par téléphone : 800-829-0051 ou 641-628-3141 ; par courriel : customerdata@vermeerfmfg.com ; sur Internet : www.vermeer.com ou www.vermeerag.com ; ou par lettre : Customer Data Dept., Vermeer Manufacturing Company, PO Box 200, Pella IA 50219 E.-U. Sur demande, un propriétaire de machine Vermeer d'occasion recevra un jeu de manuels gratuits : manuel d'utilisation, manuel d'entretien et manuel de pièces détachées.

ITALIAN:
AVVISO AL PROPRIETARIO - In caso di acquisto di una macchina Vermeer usata, è necessario informarne la Vermeer Manufacturing Company, contattando il Reparto dati clienti tramite telefono: +1 800-829-0051 o +1 641-628-3141; email: customerdata@vermeerfmfg.com; Internet: www.vermeer.com o www.vermeerag.com; o posta: Customer Data Dept., Vermeer Manufacturing Company, PO Box 200, Pella IA 50219 USA. Su richiesta, il proprietario di una macchina Vermeer usata potrà ricevere gratuitamente i manuali dell'operatore e di manutenzione e il catalogo pezzi di ricambio.

2326940

3



International Decals - Top

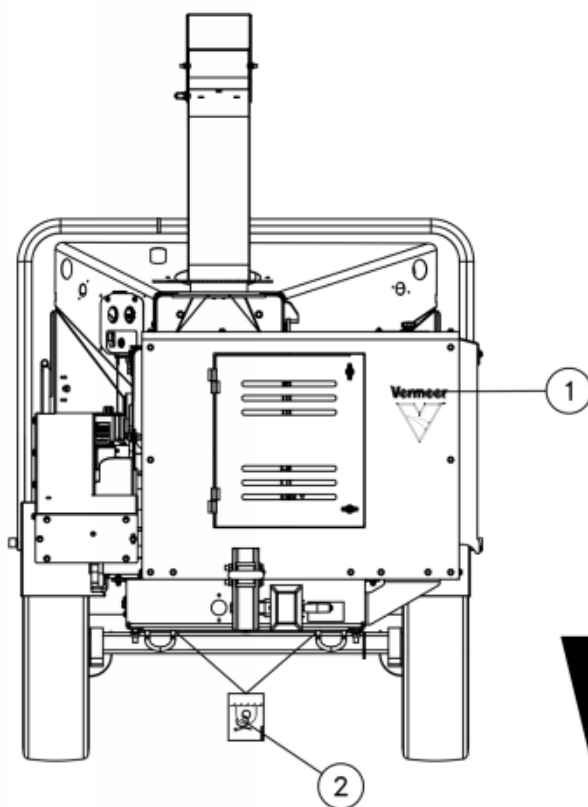
Fig 15-18

REF NO.	PART NO.	DESCRIPTION	QTY.	REMARKS
1	2326940	DECAL-NOTICE TO OWNERS	1	
2	7000I522	DECAL - KNIFE GAUGE	1	
3	700IB505	DECAL - WARNING STRIPE	1	
4	7000G712	DECAL-COOLANT SPECS NOTICE	1	

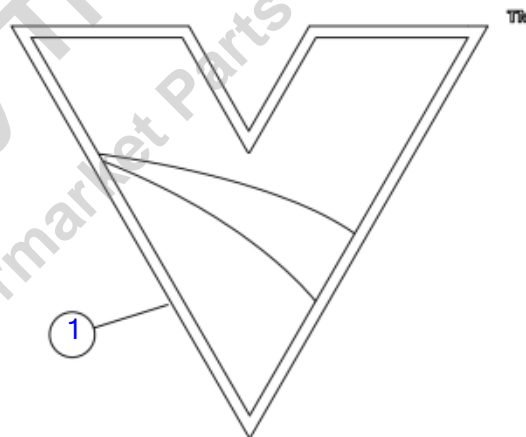

Provided for Free by Trenchwell.com
Shop Aftermarket Parts

International Decals - Front

Fig 15-19



Vermeer



International Decals - Front

Fig 15-19

REF NO.	PART NO.	DESCRIPTION	QTY.	REMARKS
1	7000D010	DECAL - COSMETIC V - 12.00"	1	
2	7000I834	DECAL - TIE DOWN POINT	2	

Provided for Free by Trenchwell.com
Shop Aftermarket Parts

International Decals - Back

Fig 15-20

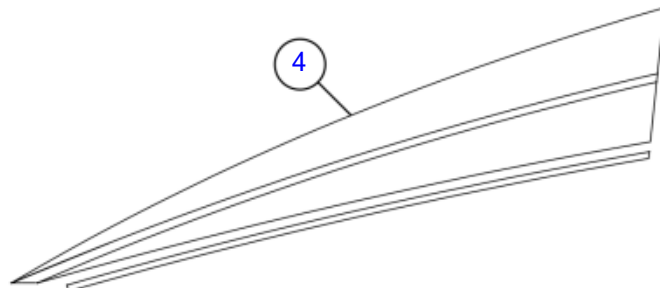


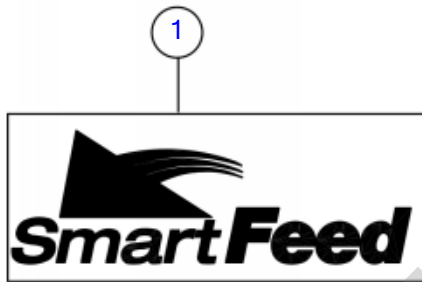

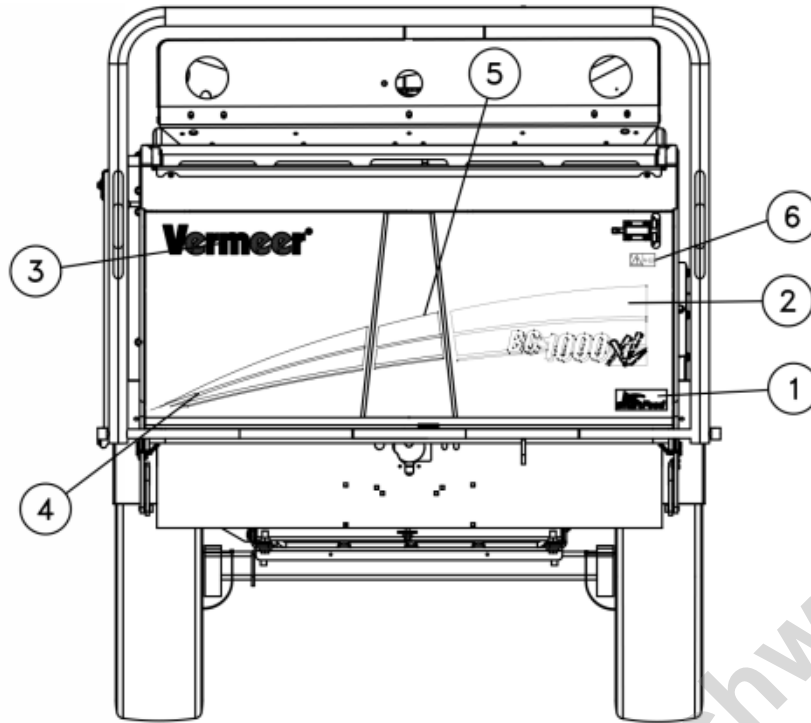


ILLUSTRATION NO. 163672325 Do Not Order

International Decals - Back

Fig 15-20

REF NO.	PART NO.	DESCRIPTION	QTY.	REMARKS
1	7000F866	DECAL - SMARTFEED/ECOIDLE	1	
2	7000D681	DECAL-BC1000XL REAR STRIPE RIGHT	1	
3	2326608	DECAL-VERMEER 4"	1	
4	7000D346	DECAL-BC1500 INFEED TABLE STRIPE LEFT	1	
5	7000D345	DECAL-BC1500 INFEED TABLE STRIPE MIDDLE	1	
6	700IF104	DECAL-WARNING WATCH VIDEO, READ O/M	1	

Provided for Free by Trenchwell.com
Shop Aftermarket Parts

International Decals - Back Tier 4 Final/Stage IIIB

Fig 15-20X01

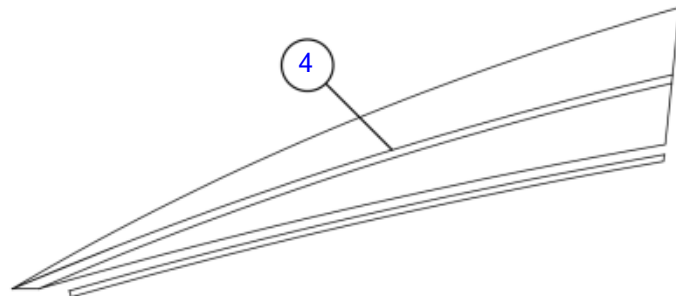

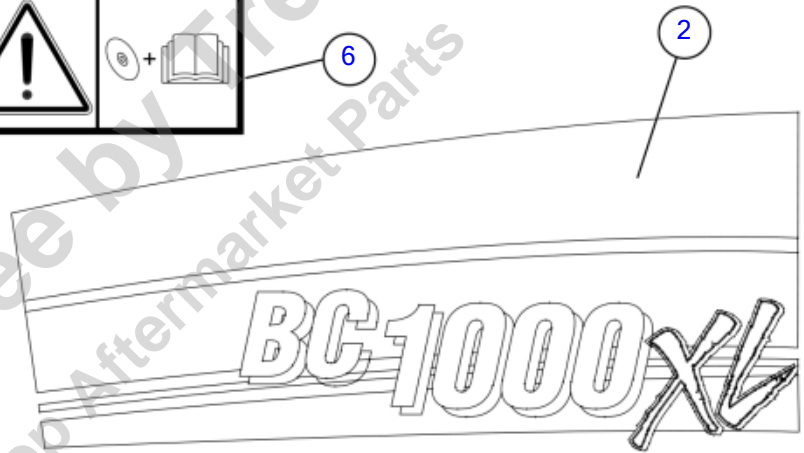

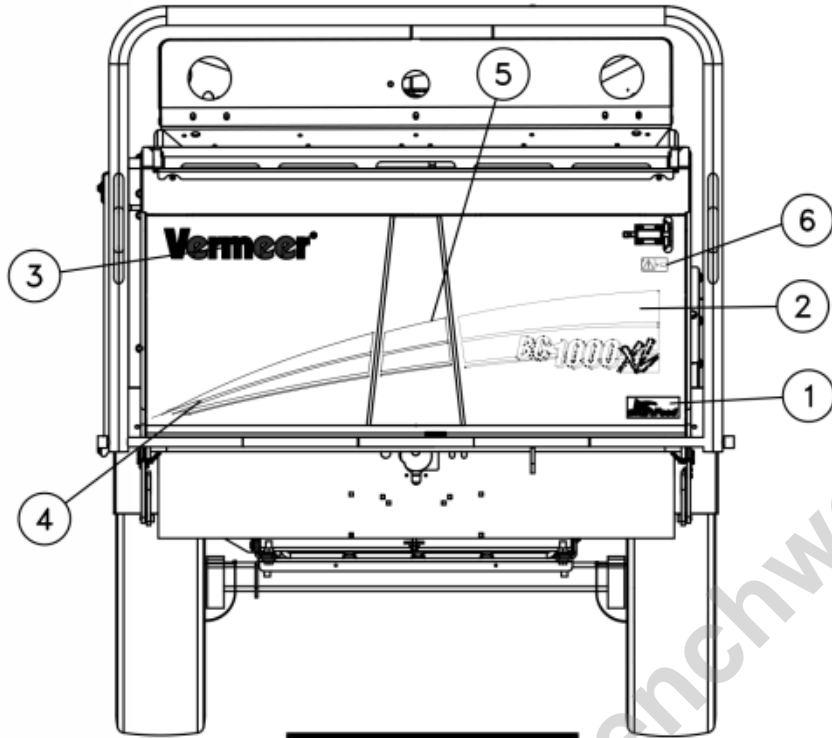


Illustration No: 163672325 - Not For Ordering

International Decals - Back Tier 4 Final/Stage IIIB

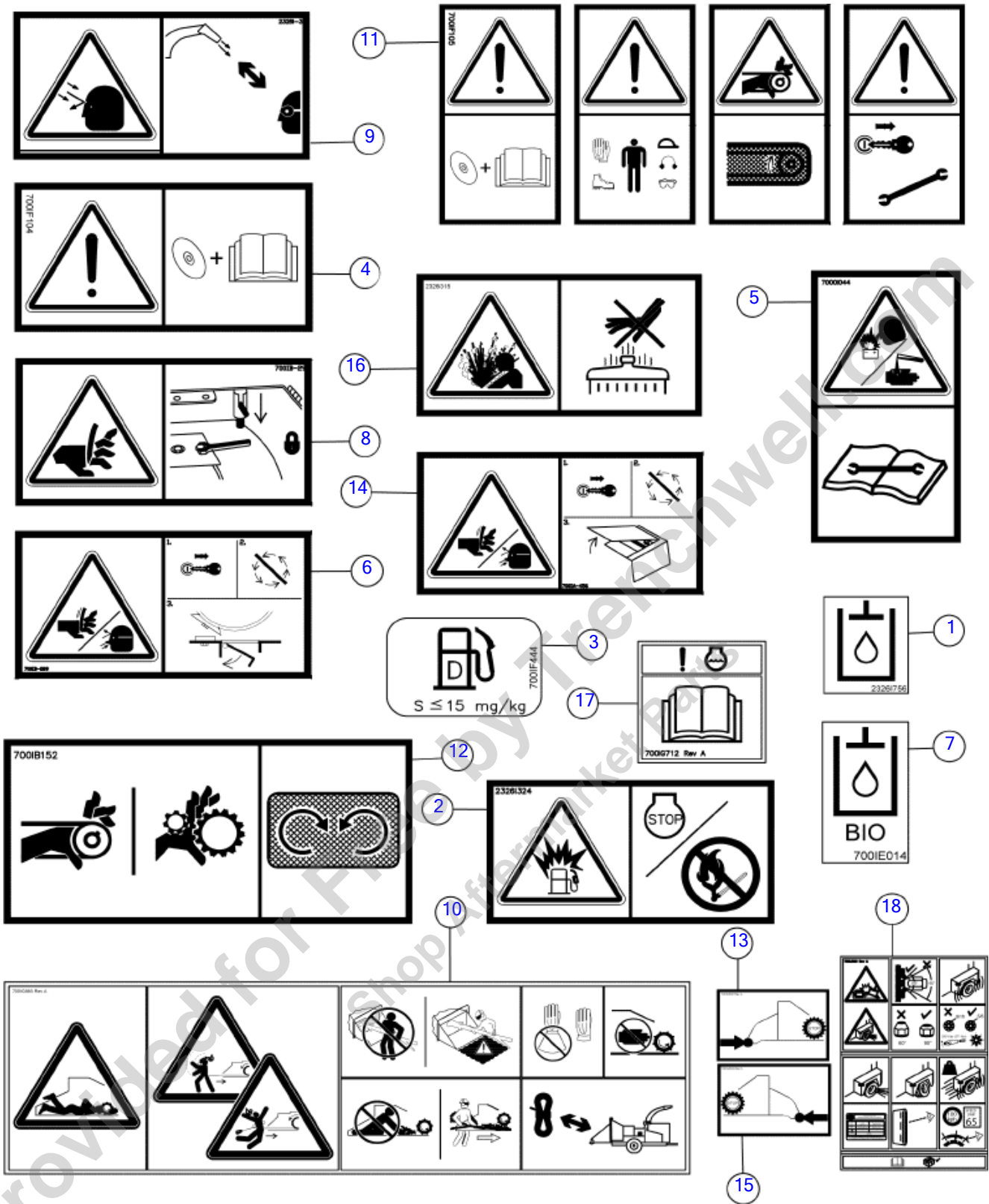
Fig 15-20X01

REF NO.	PART NO.	DESCRIPTION	QTY.	REMARKS
1	7000F866	DECAL - SMARTFEED/ECOIDLE	1	
2	7000D681	DECAL-BC1000XL REAR STRIPE RIGHT	1	
3	2326608	DECAL-VERMEER 4"	1	
4	7000D346	DECAL-BC1500 INFEED TABLE STRIPE LEFT	1	
5	7000D345	DECAL-BC1500 INFEED TABLE STRIPE MIDDLE	1	
6	700IF104	DECAL-WARNING WATCH VIDEO, READ O/M	A/R	

Provided for Free by Trenchwell.com
Shop Aftermarket Parts

International Decals - No Text

Fig 15-21



International Decals - No Text

Fig 15-21

REF NO.	PART NO.	DESCRIPTION	QTY.	REMARKS
1	2326I756	DECAL-HYDRAULIC FLUID	1	
2	2326I324	DECAL-WARNING EXPLOSION	1	
3	700IF444	DECAL-DIESEL FUEL SPECIFICATION	1	
4	2326I315	DECAL - WARNING	1	
5	7000I044	DECAL - WARNING	1	
6	700IB289	DECAL - DANGER	1	
7	700IE014	DECAL-BIODEGRADABLE OIL	1	
8	700IB290	DECAL - WARNING	1	
9	2326I323	DECAL-WARNING	2	
10	700IG963	DECAL-WARNING RIGGING/CLIMBING LINES	4	
11	700IF105	DECAL-WARNING 4-PANEL	1	
12	700IB152	DECAL - WARNING	1	
13	700IG302	DECAL - PUSH BAR, STOP FEED (RIGHT)	1	
14	700IA456	DECAL-DANGER (AT)	1	
15	700IG303	DECAL - PUSH BAR, STOP FEED (LEFT)	1	
16	700IF104	DECAL-WARNING WATCH VIDEO, READ O/M	1	
17	700IG712	DECAL-COOLANT SPECS NOTICE	1	
18	700IJ038	DECAL-WARNING, WHEEL & TIRE	2	For 7,000 lb axle machines only

CE Package
Fig 15-22

DECLARATION OF CONFORMITY

We, Vermeer Manufacturing Company,
P.O. Box 200,
Pella, Iowa 50219, USA
Phone (515) 628-3141
Fax (515) 628-7730

declare under our sole responsibility that the product,

assembled with these attachments:

to which this declaration relates is in conformity with Directive(s):

as specified in the following harmonized standards:

A Technical file is maintain by the manufacturer at the address shown above.
The authorized representative located within the community is:

Vermeer International B.V.
P.O. Box 323
4460 AS Goes Netherlands
Phone +31/110-032232
Fax +31/113-242424

Date of Issue _____

Place of Issue _____

Authorized Signature _____
Safety Engineer

3

1

2



CE Package

Fig 15-22

REF NO.	PART NO.	DESCRIPTION	QTY.	REMARKS
1	70000997	DECAL-MODEL CE	1	
2	700IC479	DECAL - SOUND POWER LEVEL (127)	1	
3	118600001	CE DECLARATION OF CONFORMITY	1	

Provided for Free by Trenchwell.com
Shop Aftermarket Parts

Provided for Free by Trenchwell.com
Shop Aftermarket Parts

Provided for Free by Trenchwell.com
Shop Aftermarket Parts

Provided for Free by Trenchwell.com
Shop Aftermarket Parts

No part of this manual may be reproduced in any form or by any means, electronic or mechanical, including photocopying, recording, or by any information storage and retrieval systems, without the express written consent of Vermeer Corporation.

Copyright 2013-2020 Vermeer Corporation
All rights reserved.
Vermeer Corporation
1210 Vermeer Road East, P.O. Box 200
Pella, Iowa 50219-0200, USA