

M-101-13

Supercedes M-101-12R

Serial # S5316 Thru S6913

Updated December 15, 2025




Black-Topper® CENTENNIAL

Asphalt Distributor

With BT 1 Controls

Standard and Variable Width Spray Bars



Repair Parts



E. D. ETNYRE & CO. 1333 S. Daysville Road, Oregon, Illinois 61061

Phone: 815/732-2116 or 800/995-2116 • Fax: 800-521-1107 • www.etnyre.com

M-101-13
Supercedes M-101-12R

S5316 thru S6913

**Black-Topper® CENTENNIAL ASPHALT DISTRIBUTOR
PARTS MANUAL**

HOW TO ORDER PARTS

To assure prompt delivery when ordering parts, please furnish the following information: **1)** Complete name and address of consignee. **2)** Method of shipment preferred. **3)** Is shipment to be prepaid or collect? **4)** Serial numbers of units to which parts apply. **5)** Complete part numbers and descriptions. **6)** Any special instructions.

Specify unit serial number when ordering parts!

WARRANTY

E. D. Etnyre & Co. warrants to the original Purchaser, its new product to be free from defects in material and workmanship for a period of twelve (12) months after date of delivery to original Purchaser. The obligation of the Company is limited to repairing or replacing any defective part returned to the Company and will not be responsible for consequential damages or any further loss by reason of such defect.

The company excludes all implied warranties of merchantability and fitness for a particular purpose. There are no warranties, express or implied, which extend beyond the description of the goods contained in this contract.

This warranty does not obligate the Company to bear the cost of machine transportation in connection with the replacement or repair of defective parts, nor does it guarantee repair or replacement of any parts on which unauthorized repairs or alterations have been made or for components not manufactured by the Company except to the extent of the warranty given by the original Manufacturer.

This warranty does not apply to:

- (1) Normal start-up services, normal maintenance services or adjustments usually performed by the selling dealer, factory service representative or customer personnel.
- (2) Any product manufactured by E. D. Etnyre & Co. purchased or subjected to rental use.
- (3) Any product or part thereof which shows improper operation, improper maintenance, abuse, neglect, damage or modification after shipment from factory.
- (4) Any product or part thereof damaged or lost in shipment. Inspection for damage should be made before acceptance or signing any delivery documents releasing responsibility of the delivering carrier.

This warranty and foregoing obligations are in lieu of all other obligations and liabilities including negligence and all warranties of merchantability or otherwise, express or implied in fact or by law.



E. D. ETNYRE & CO., Oregon, Illinois 61061-9778
1333 South Daysville Road Phone: 800-995-2116 Fax: 800-521-1107
www.etnyre.com sales@etnyre.com

Provided for Free by Trenchwell.com
Shop Aftermarket Parts

This manual covers standard features and options. If your unit incorporates custom features, some of the information contained in this manual may not apply. If you have any questions regarding this manual or your unit, contact your dealer or the E. D. Etnyre Service Department at 1-800-995-2116

Table Of Contents

HOW TO ORDER PARTS	1	Hydraulic Manifold Assembly - Variable Width Spray Bar ...	63
WARRANTY	1	4 Station Manifold Assembly	64
GENERAL		4 Station Hydraulic Manifold w/External Relief Valves ...	65
Reporting Safety Defects.....	4	6 Station Manifold Assembly	66
Fluoroelastomer handling.....	4	HYDRAULIC DIAGRAMS	
Serial Number Plate Location.....	4	Schematic 6603742 - 8 Station Manifold Block.....	67
DECALS & ID		Schematic 9305025 - Standard 4 Station Manifold Block ...	68
General Identification.....	5	Schematic 9305029 - Heavy Duty 4 Station Manifold Block ..	69
Warning & Instruction Plates	6	Schematic 9304618 - Variable Width Spray Bar Shift and Lift S/N S6210 and Below.....	70
CONTROLS		Schematic 9306083 - Variable Width Spray Bar Shift and Lift S/N S6211 and Above	71
Cab Control Panel & Stand	7	AIR SYSTEM	
Rear Control Panel.....	8	Air Supply - Standard Bar - 1' Increments	72
Radar Speed Sensor Installation.....	9	Air Supply - 5 x 3 Big Bar - 1' Increments.....	74
CIRCULATION SYSTEM		Air Supply - Gang On/Off.....	76
Circulation System.....	10	Tack Coat Valve - Variable Width Spray Bar	77
4 Way Valve Asm And Controls	12	Air System - 8 Ft Bar - Variable Width Spray Bar.....	78
Suction Valve Assemblies.....	13	Air System - 4 Ft Wing - Variable Width Spray Bar	79
Rear Suction Valve - Manual.....	14	Air Schematic - 9303336 - Variable Width Spray Bar.....	80
Suckback System - Standard Spray Bar.....	15	BURNER SYSTEM	
Automatic Suckback System- Variable Width Spray Bar.	16	Fuel Oil Burner Installation - Wayne Burners	82
Asphalt Pump Assembly.....	17	Fuel Oil Burner Installation - Beckett Burners	85
HYDROSTATIC SYSTEM		LPG Burners.....	86
Drive Line - PTO To Hydraulic Pump - 42 Series	18	LPG Burners With Outfire.....	87
Drive Line - PTO To Hydraulic Pump - GMC Trucks	19	LPG Tank.....	88
Hydraulic Pump Drive - Crankshaft Driven - 42 Series ...	20	LPG Portable Burner - Tank System	89
Hydraulic Pump Drive - Crankshaft Driven - 90 Series ...	22	Portable Burner - Vapor Propane	90
#1 Hydrostatic Drive System - PTO Driven - 42 Series... 24 Planetary Gearbox Plumbed to Motor		Portable Generating Burner.....	91
#2 Hydrostatic Drive System - PTO Driven - 42 Series... 26 Planetary Gearbox w/ Breather & Plug		TANK	
#1 Hydrostatic Drive System - PTO Driven - 90 Series... 28 Planetary Gearbox Plumbed to Motor		Exhaust Stack Assemblies	92
#2 Hydrostatic Drive System - PTO Driven - 90 Series... 30 Planetary Gearbox w/ Breather & Plug		Manhole And Spillbox Assembly.....	93
Planetary Gearbox - Asphalt Pump	32	Ladder Assembly.....	94
SPRAY SYSTEM		Ladder Assembly - Variable Width Spray Bar.....	95
Spray Bar Feed Lines.....	33	Tank Gauge Assembly.....	96
Spray Bar Feed Lines - Variable Width Spray Bar	34	Sample Valve • Thermometer • Temperature Probe.....	97
Poly Wire Routing - Variable Width Spray Bar	35	ACCESSORIES	
Spray Bar Assembly - Gang On / Off.....	36	Rear Fender Assemblies	98
Spray Bar Assembly - 1' Increments	38	Toolbox Assemblies-Diamond Plate	99
Spray Bar Assembly - Multiple Folding Wings.....	40	Toolbox Assemblies - Smooth Plate	100
Spray Bar Assembly - 5 x 3 Big Bar - 1' Increments.....	42	Tool Soak & Section Box Assemblies.....	101
Spray Bar Assembly - 5 x 3 Big Bar - Multiple Folding Wings... 44		Tank Mounting.....	102
Spray Bar- Variable Width w / Round Body Spray Valve. 46		Pintle Hook	103
Spray Bar Nozzle Chart.....	48	Miscellaneous Attachments And Tools	104
Spray Bar Wing Raise	49	Front Fill Line - (Optional).....	105
Standard Spray Bar-Raise and Shift	50	Rear Bumper Assemblies.....	106
#1 Variable Width Spray Bar-Shift and Lift	51	Identification And Clearance Lights	108
Compare S/N listed with your unit's S/N		Electric Tank Heater, 6Kw, 240V, 1Phase and 3Phase.....	109
#2 Variable Width Spray Bar-Shift and Lift	52	ELECTRICAL	
Compare S/N listed with your unit's S/N		Electric Tank Heater Wiring Diagram.....	111
Bar Latch - Manual	53	Wiring Diagram - Lighting.....	112
Bar Latch - Air Operated	54	Wiring Diagram - Basic Distributor	113
Wing Latch.....	55	Wayne Fuel Oil Burner Wiring Schematic - 9304956	114
Handspray	56	Beckett Fuel Oil Burner Wiring Schematic - 9305268 ...	116
Fuel Tank Assembly And Self Flushing Line.....	57	LP Electrical Schematic - 9305202.....	118
ENVIRO FLUSH Recirculating Flushing System (Optional)... 58		Wiring Schematic - 9305032 - 1' Control.....	120
Power Washdown And Self Flushing System.....	60	Wiring Schematic - 9305034 - Variable Width.....	126
Spraybar Bumper Guard	61	Wiring Schematic - 9305246 - Installation of Front Manual Pump Control....	132
HYDRAULIC		Wiring Schematic - Radar And Pump Tach	133
Solenoid Valves For Multifold Spraybars.....	62	NUMERICAL INDEX	134
		COMMENT / SUGGESTION FORM	143

Reporting Safety Defects

If you believe that your vehicle has a defect which could cause a crash, injury, or death, you should immediately inform the National Highway Traffic Safety Administration (NHTSA) in addition to notifying E.D. Etnyre & Co.

If NHTSA receives similar complaints, it may open an investigation. If it finds a safety defect exists in a group of vehicles, it may order a recall and remedy campaign. However, NHTSA cannot become involved in individual problems between you, your dealer, or E.D. Etnyre & Co.

To contact NHTSA, you may call the Auto Safety Hotline toll-free at 1-800-424-9393 (or 366-0123 in the Washington, D.C. area). Or, you may write to: U.S. Department of Transportation, Washington, D.C. 20696. You may also obtain other information about motor vehicle safety from the Auto Safety Hotline.

E.D. Etnyre & Co., Oregon, Illinois 61061, Phone Area Code 815/732-2116, Cable Address "EDECO". CALIFORNIA



WARNING

Fluoroelastomer handling

Some "O" rings and seals used in this vehicle are made from fluoroelastomers. When used under design conditions, fluoroelastomers do not require special handling. However, when fluoroelastomers are heated to temperatures beyond their design temperature (around 600 degrees Fahrenheit), decomposition may occur with the formation of hydrofluoric acid. Hydrofluoric acid can be extremely corrosive to human tissue if not handled properly.

A degraded seal may appear as a charred or black sticky mass. Do not touch either the seal or the surrounding equipment without wearing neoprene or PVC gloves if degradation is suspected. Wash parts and equipment with 10% lime water (calcium hydroxide solution) to neutralize any hydrofluoric acid.

If contact with the skin occurs, wash the affected areas immediately with water. Then rub a 2.5 calcium gluconate gel into the skin until there is no further irritation, while seeking prompt medical attention.

Note to physicians: For advice or treatment of HF Burns, call the DuPont Medical Emergency Number 1-800-441-3637.



CAUTION

Before breaking the seal on all hydraulic fittings, fill caps, etc. be sure to clean around the connection. Failure to do so may cause contaminants to enter the hydraulic system causing damage to pumps, motors, etc.



WARNING: This product can expose you to chemicals including Lead, which is known to the State of California to cause cancer, birth defects or other reproductive harm. For more information, go to: www.P65Warnings.ca.gov

6322159

Please note this warning and remember -

Always start and operate the engine in a well-ventilated area;



If in an enclosed area, vent the exhaust to the outside;

Do not modify or tamper with the exhaust system.

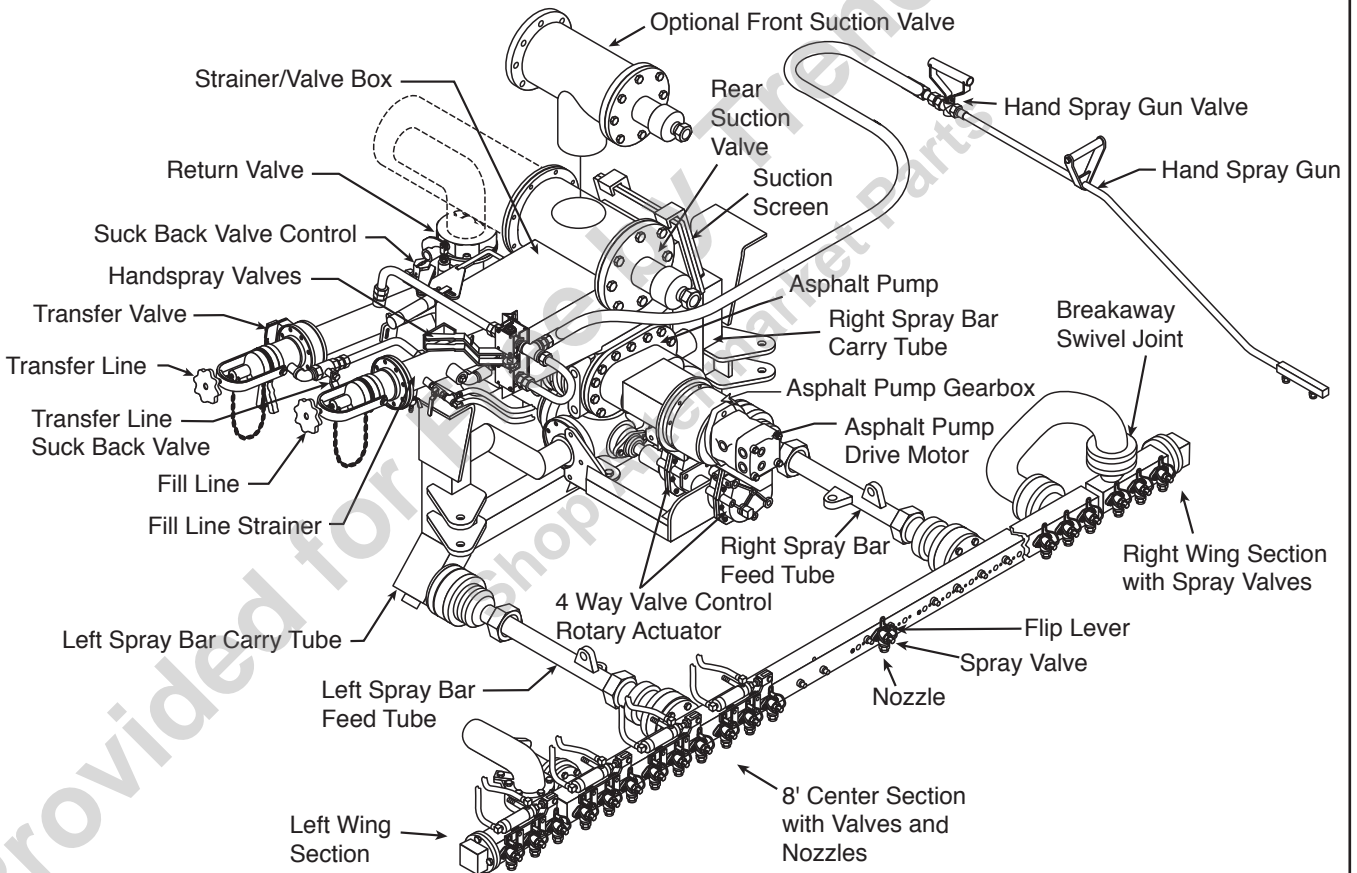
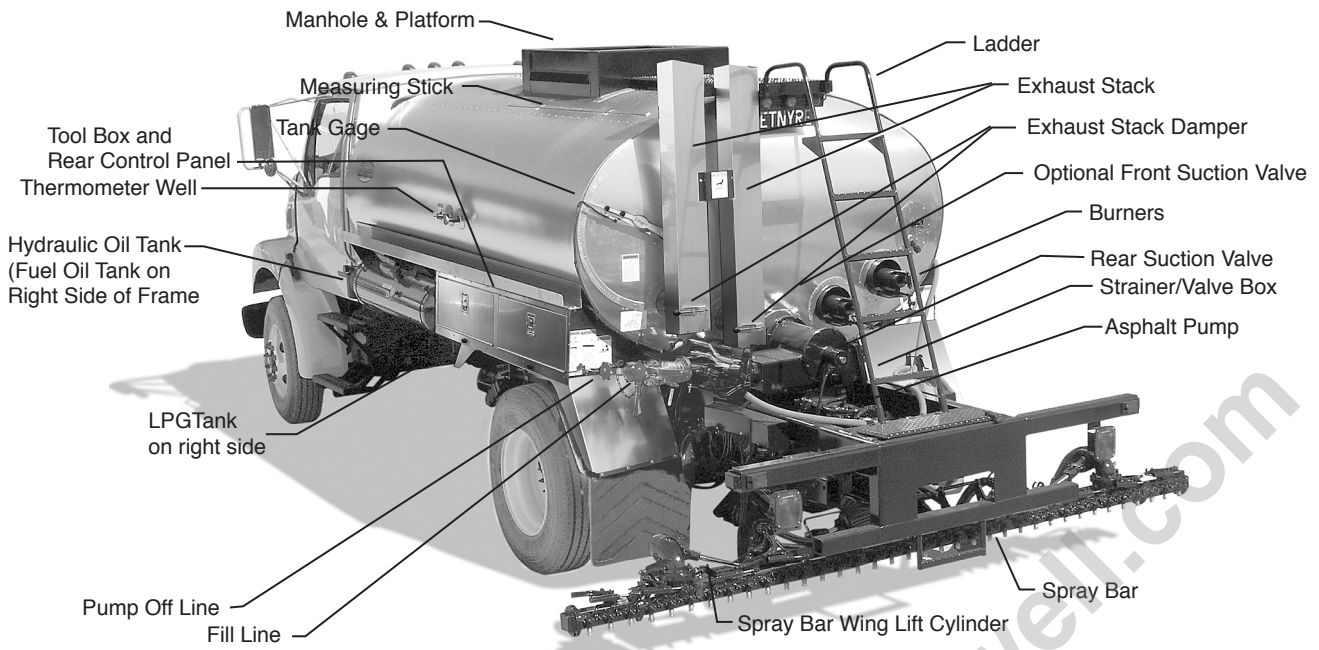
Serial Number Plate Location

The Serial Number Plate is a brass plate located on the left side of the vehicle toolbox. Generally, the serial number has a letter prefix followed by four numbers.

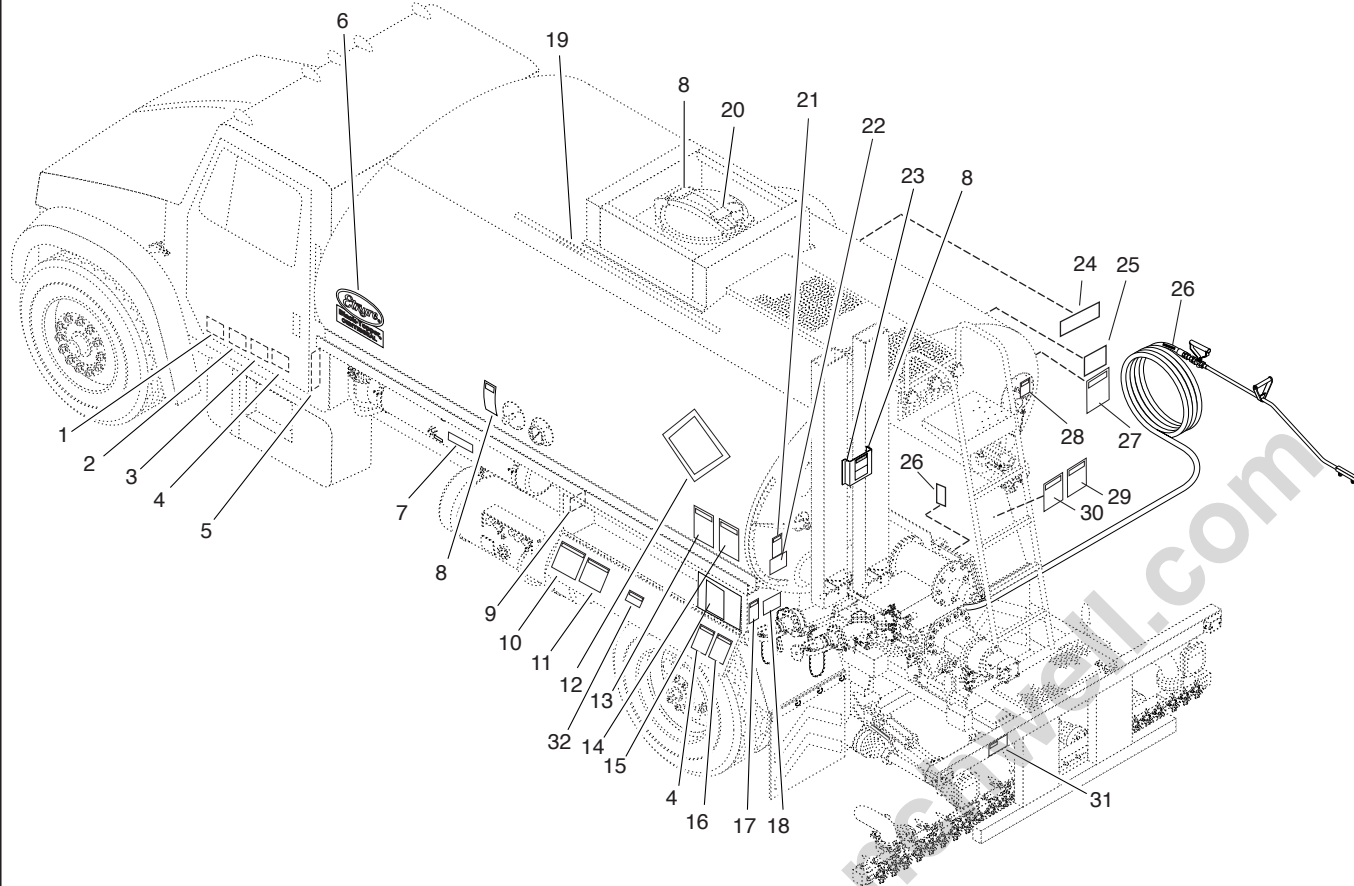
The unit serial number is also stamped on the left front tank mounting leg.



General Identificatio



Warning & Instruction Plates



- For operator safety and possible liability protection, all Safety and Instruction Plates should remain in place and be legible
- Should a plate be removed, lost, or become illegible, reorder and replace immediately
- If plates become difficult to read because of material coating the surface, clean with solvent

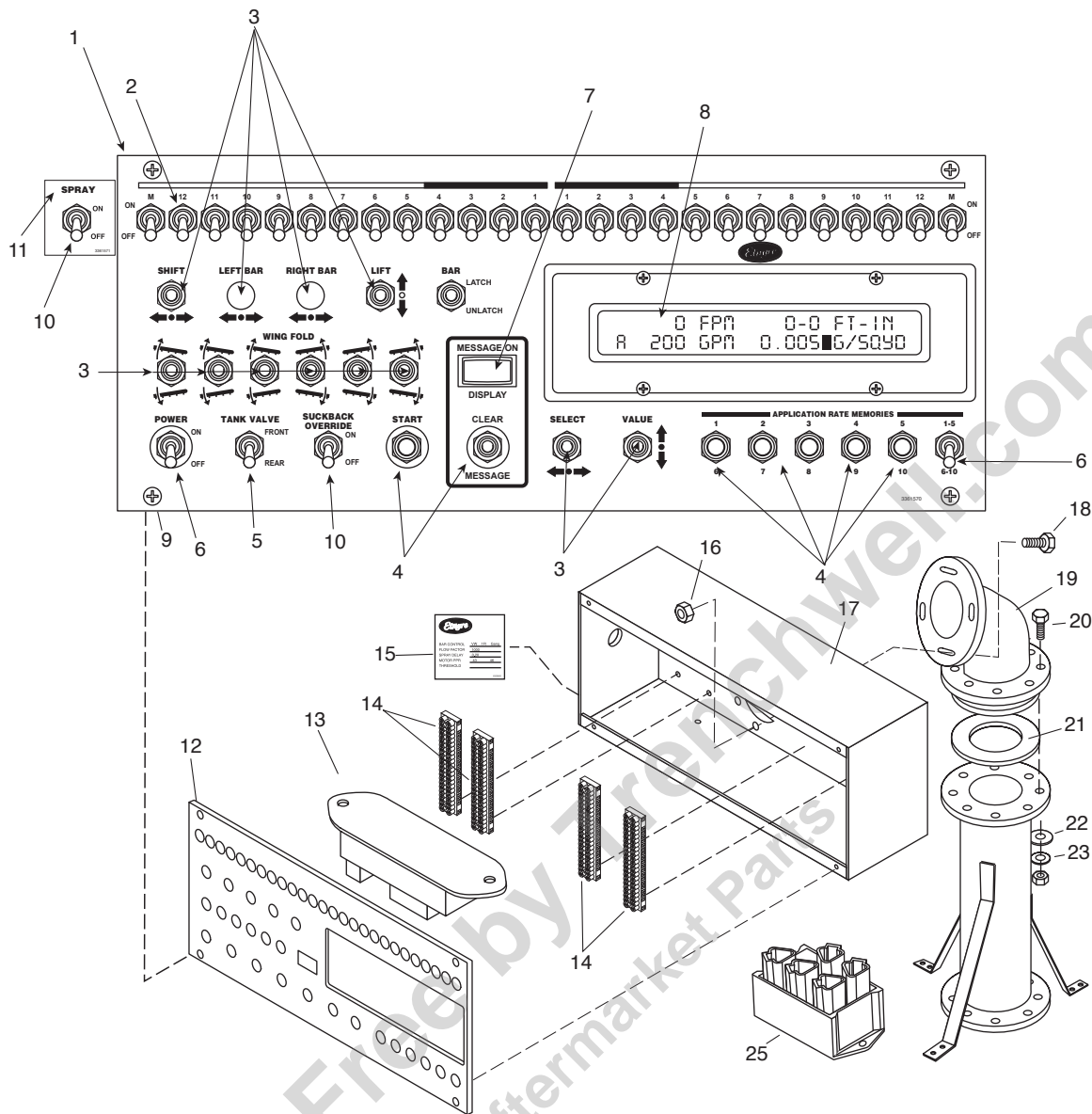
REF	PART NO.	QTY	DESCRIPTION	REF	PART NO.	QTY	DESCRIPTION
1	6320808**	1	Decal-Warn, Electrical Equipment	19	3390645	1	Label-Measuring Stick, 1 Flue
2	6320807**	1	Decal-Warn, Master Power		3390656	1	Label-Measuring Stick, 2 Flues
3	6320796**	1	Decal- Warning, Before Starting	20	6320794	2	Plate- Warning, Manhole
4	6320793**	2	Decal- Warning, Manuals	21	6320790	**	1 Decal-Warning, GVWR
5	3390597	1	Plate-Name, Spec, VIN	22	3390880	•	1 Decal-Handspray Operation
6	3390696	2	Decal, Blacktopper Centennial	23	3390562	•	1 Bracket- Mtg, Decal, Hot Surface
7	6320786**	1	Plate-Instr, Hydraulic Oil	24	6320800	**	1 Decal-Diesel Fuel Only
8	6320797*	3	Plate-Caution, Hot Surface	25	6320809	**	1 Decal-Instr, Air Oiler
9	3390655**	1	Plate-Name, Distributor S/N, Brass	26	6320785	**	2 Decal-Warn, 1" Handspray Hose
10	6320798	•	Decal-Warning, Safety, General		6320806	**	2 Decal-Warn, 3/4" Handspray Hose
11	6320953	1	Decal-LP Burners	27	6320802	**	1 Decal-Warning, Handspray Hose
		•	or	28	6320784	**	1 Decal-Warning, Personal Protection
	6320954	1	Decal-LP Burners w/ Outfire	29	6320799	*	1 Plate- Warning, Burner, General
		•	or	30	6320787	**AR	Decal- Directions, LPG Burner
	6320955	1	Decal-Fuel Oil Burners	31	6320804	1	Decal-Warning, No Riders
12	6320272**	AR	Placard System (Optional)	32	6320792	AR	Decal- Directions, Fuel Oil Burners
13	6320789**	1	Decal- Warning, Asphalt Grades	33	3391067	1	Decal- Operation, Heat Valve
14	6320795**	1	Decal- Warning, Fill Line Cap				*Included in 6320782 Decal Kit
15	6320788**	1	Decal-Lubrication Chart				•Included in 6320956 Decal Kit
16	6320796	•	Decal- Warning, Before Starting				starting with Serial# S5724
17	3390636	•	Decal- Warning, Flues Covered				
18	6320966	1	Decal-Spray Valve Lubrication (VWSB)				

AR = As Required

Cab Control Panel & Stand

BT-1 Computerized Application Rate Control

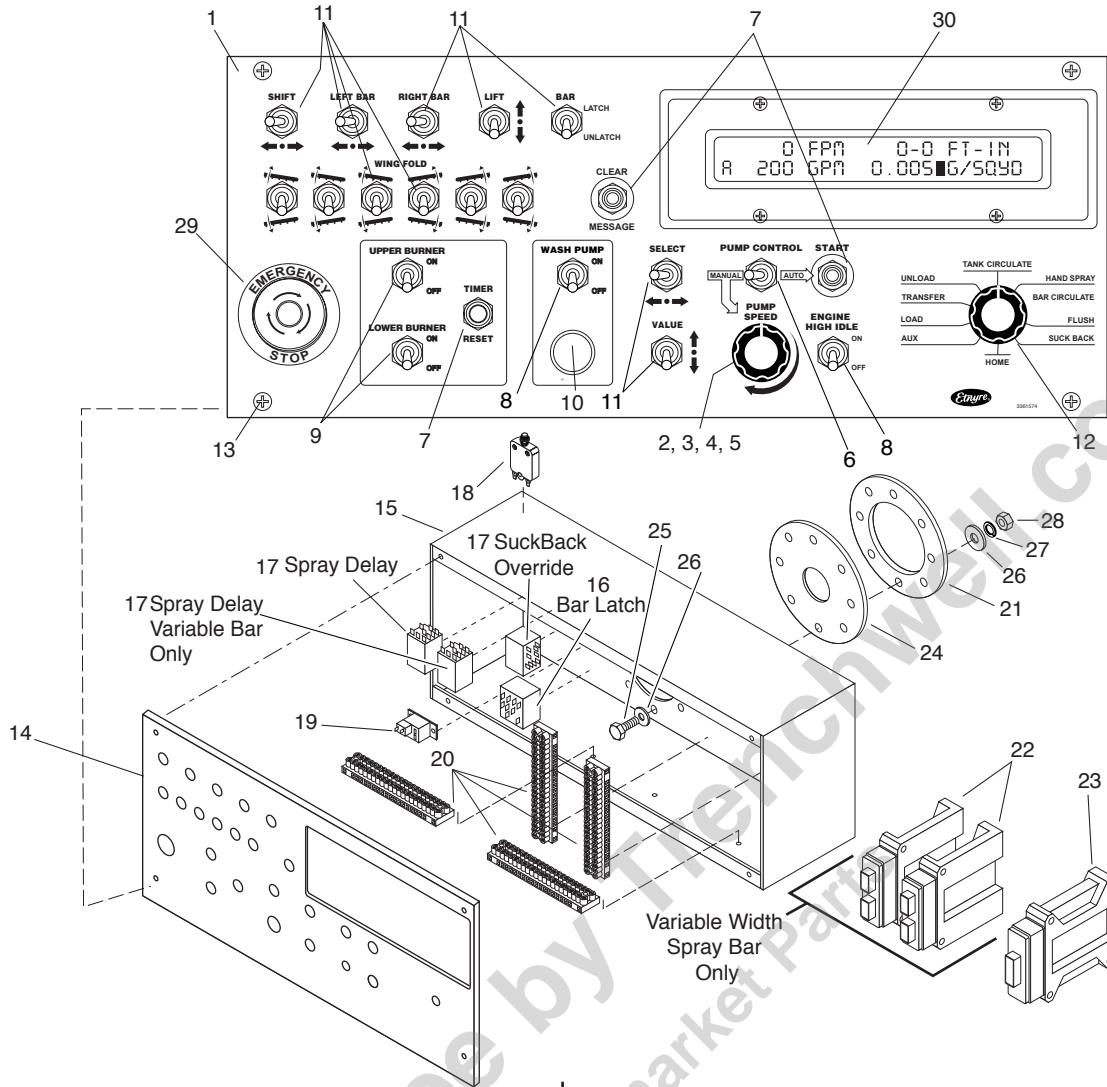
Units with 1' Spray Bar Controls, Gang Bar, or Variable Width Spray Bar



REF	PART NO.	QTY	DESCRIPTION	REF	PART NO.	QTY	DESCRIPTION
1	3361570	1	Overlay-Front control Panel	13	6703979	1	Module-Digital Input, Can
2	6703151	26	Switch-Toggle, DPDT, Long Bat	14	6702072	4	Terminal Strip 16/20 Pads
3	6701897	9	Switch-Toggle, DPDT, 3 Pos, Mom	15	6320863	1	Decal - Standard Settings
4	6701467	6	Switch-Push Button, Mon.N.O.	16	9413946	4	Lock Nut, 0.25NC
5	3160005	1	Switch-Toggle, SPDT, 2 Pos, Maint	17	3361565	1	Box-Control Panel
6	6700255	3	Switch-Toggle, SPST, 2 Pos, Maint	18	0121913	4	Screw, 0.25NC x 1.25
7	6703971	1	Light-Indicator, Blue, LED	19	3321456	1	Elbow Asm - Center Stand
8	6703851	1	Display-Digital, 2x24	20	0120233	8	Screw, 0.38NC x 1.00
9	6702100	4	Screw-Truss HD, 8NC-32 x 3/8"	21	3321306	1	Gasket-Teflon, Stand
10	6703410	1	Switch-Toggle, SPST, 2 Pos, Maint	22	0120388	8	Flat Washer, 0.38
11	3361571	1	Decal-Spray, On/Off	23	0120382	8	Lock Washer, 0.38
	3381480	1	Enclosure - Remote Master Spray	24	0120377	8	Nut, 0.38NC
	6703483	1	Toggle extension - 1.875" long, black	25	6703870	1	Can Port- 3 Device and 2 Bus
12	3361566	1	Faceplate Asm-Front5				

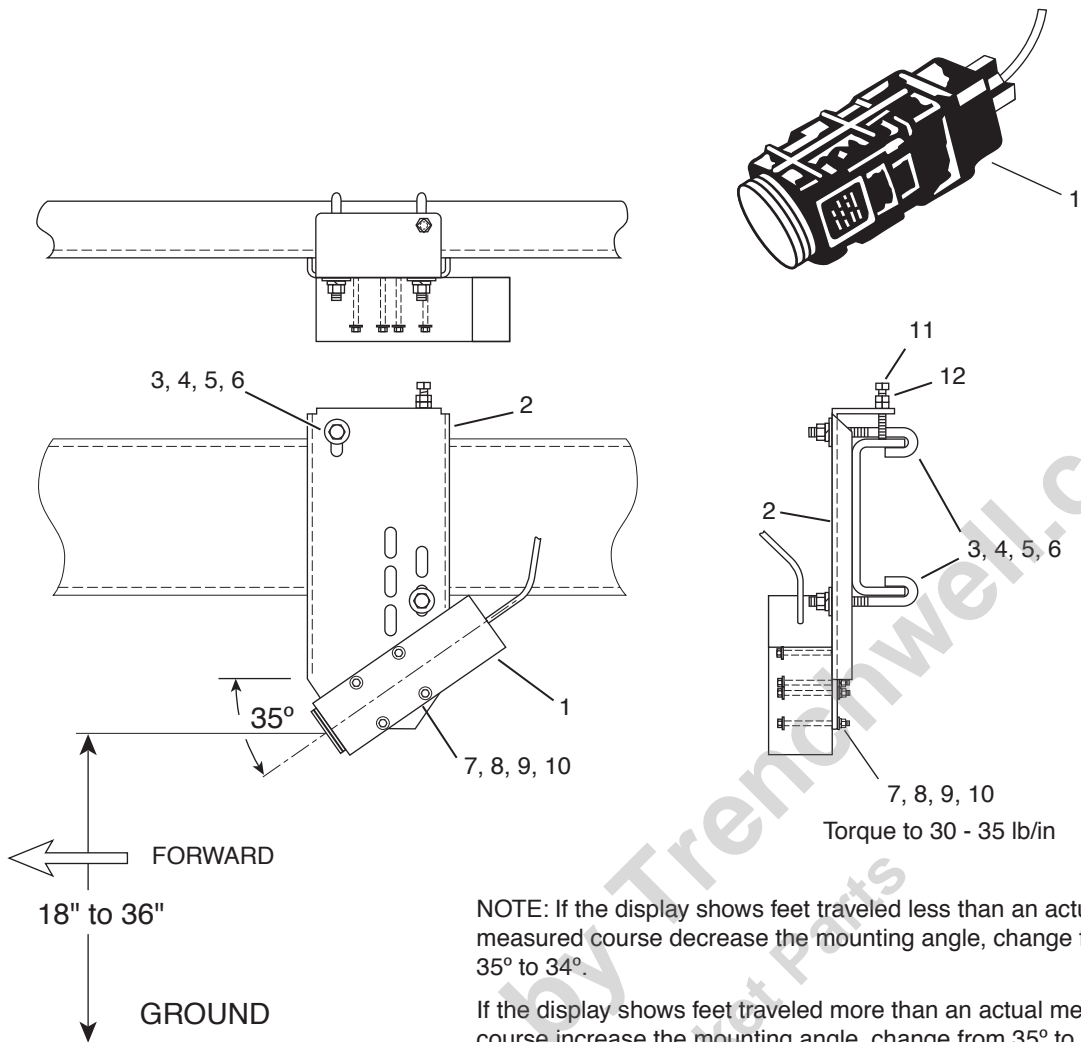
Specify Unit Serial No., Part No., & Part Description

Rear Control Panel BT-1 Computerized Application Rate Control Units with 1' Spray Bar Controls, Gang Bar, or Variable Width Spray Bar



REF	PART NO.	QTY	DESCRIPTION	REF	PART NO.	QTY	DESCRIPTION
1	3361574-A	1	Overlay-Rear Control Panel	17	6702038	AR	Relay-3PDT, 10A, 12 VDC Coil
2	6701907	2	Knob-Control	18	6702500	1	Circuit Breaker-25 AMP
3	6703078	1	Pot-1K, Single, Linear 2.25 W	19	6702496	1	Relay-SPST-NO, 30A
4	6702033	1	Resistor-100 OHM, 0.50 W, 5 Per	20	6702072	4	Terminal Strip-Type KL 16/20 Pads
5	3361162	1	Disk-Foam, 1.25 Dia., 0.25 Thick	21	3361417	1	Flange-Control Box
6	6703410	1	Switch-Toggle, SPST, 2 Pos, Maint	22	6703420	2	Driver-Plus1, Sauer OX24-10 (Used on Variable Bar Only)
7	6701467	3	Switch-Pushbutton, Mon.N.O.	23	6703754	1	Controller-Plus1, Sauer MC50-20
8	6700255	AR	Switch-Toggle, SPST, 2 Pos	24	3380972	1	Access Cover
9	6701975	2	Switch-Toggle, SPST, 1/4 Tabs, On/Off	25	0433056	4	Screw-Hex, 0.25NC x 0.75
10	6704227	1	Light-Pilot, Green, LED, 5/8"	26	0120386	AR	Washer-Flat, 0.25
11	6701897	AR	Switch-Toggle, DPDT, 3 Pos, Mom	27	0120380	AR	Washer-Lock, 0.25
12	6704025	1	Switch-Rotary, 3 Pole, 10 Pos	28	0120375	AR	Nut-Lock, 0.25NC
13	6702100	4	Screw-Truss HD, 8NC-32 x 3/8"	29	6703408	1	Switch-Emer. Stop, Turn Reset
14	3361572	1	Faceplate-Rear	30	6703851	1	Display-Digital, 2x24
15	3361573	1	Box-Control, Rear				AR = As Required
16	6702017	1	Relay (Standard on Variable Width Bar, Optional on 1 Ft Control Spray Bar)				
	6702018	1	Mounting Plate-Relay				

Radar Speed Sensor Installation



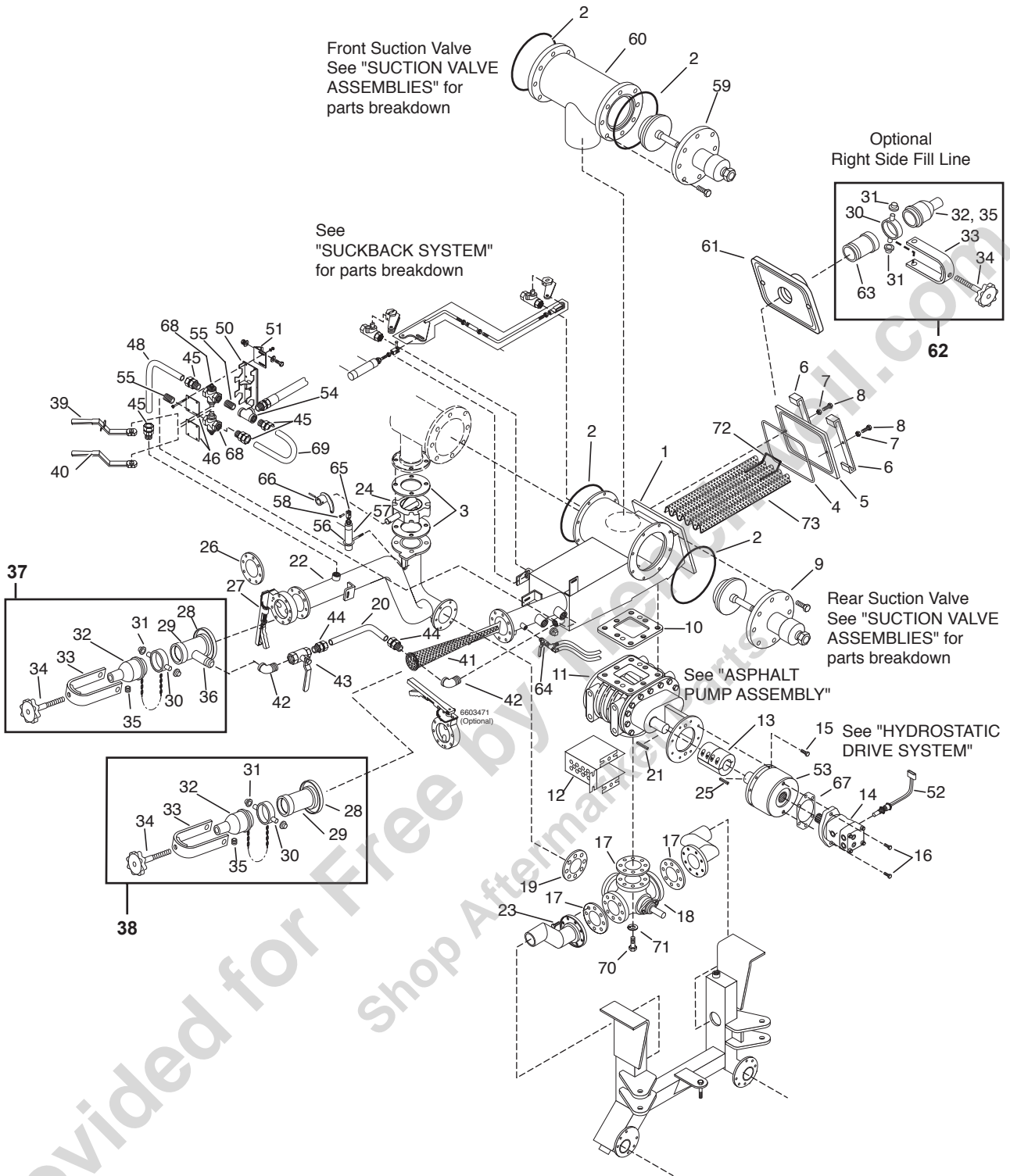
NOTE: If the display shows feet traveled less than an actual measured course decrease the mounting angle, change from 35° to 34°.

If the display shows feet traveled more than an actual measured course increase the mounting angle, change from 35° to 36°.

One degree change in angle changes the readout approximately one percent.

REF	PART NO.	QTY	DESCRIPTION	REF	PART NO.	QTY	DESCRIPTION
1	3370212	1	Radar Head-Speed Sensor w/o Plug	8	0120386	8	FlatWasher-0.25
	7530050	1	Kit - Window Cover	9	9413946	4	Lock Nut-0.25NC
	PD10253	1	Decal-Warning	10	3370254	4	Spacer
2	3361236	1	Mounting Plate Asm	11	0110456	1	Screw, SqHd-0.50NC x 3.00
3	3360726	2	Hook Bolt	12	0120378	1	Nut-0.50NC
4	0121574	2	Lock Washer-0.62				
5	0124589	2	Nut-0.62NC				
6	0130999	2	Flat Washer-0.62				
7	0432903	4	Screw-0.25NC x 4.00				

Circulation System

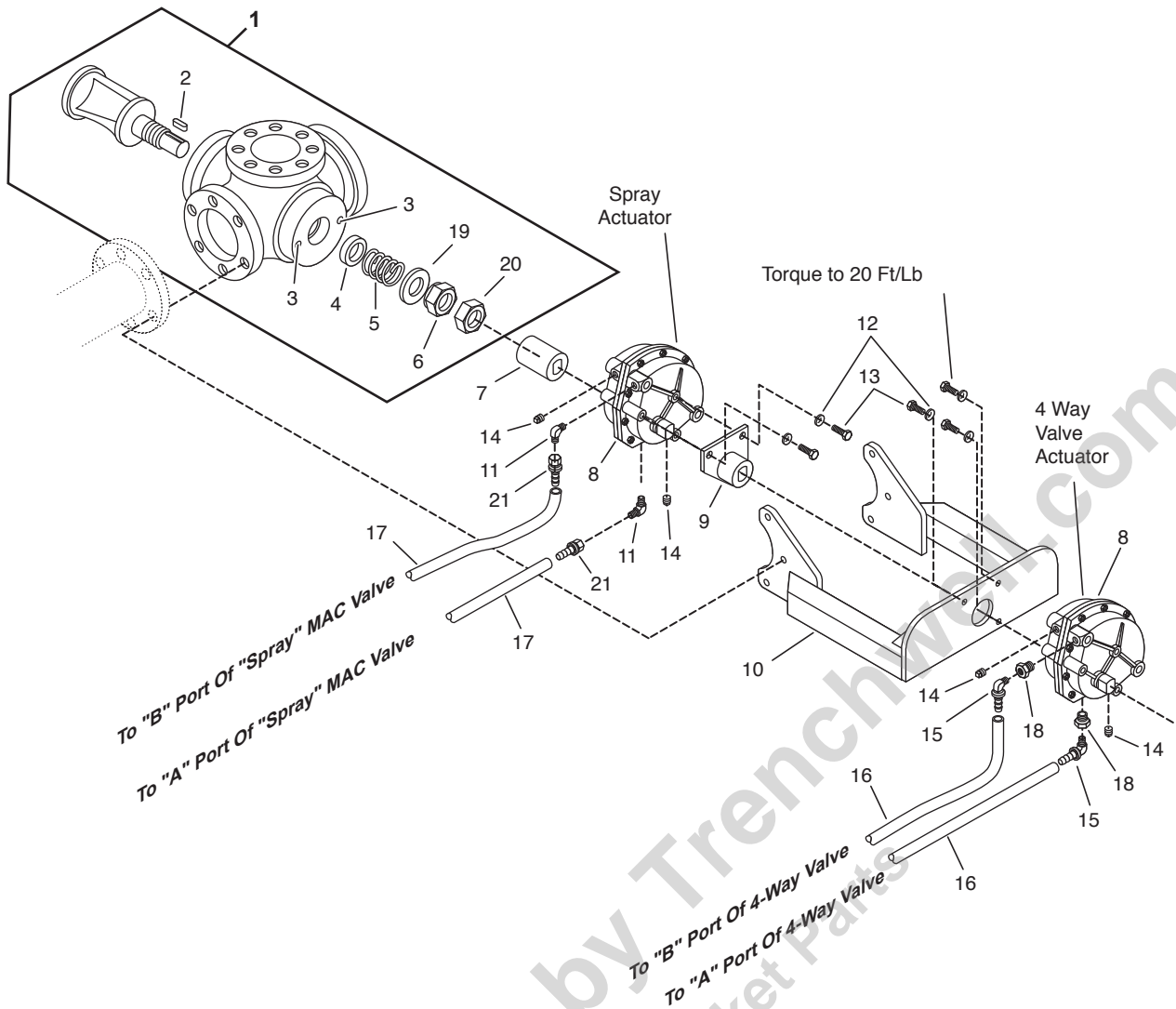


Circulation System

REF	PART NO.	QTY	DESCRIPTION	REF	PART NO.	QTY	DESCRIPTION
1	3342678	1	Strainer Box Assembly	48	3342669	1	Tube-Handspray, 1" 90° Bend
2		AR	Gasket Maker-LOCTITE 510	49	0128003	2	Bushing-Pipe, 1.00 x 0.75NPT, PN
3	3342356	2	Gasket-Butterfly Valve	50	3342657	1	Stop Asm-Valve Handle
4	7230359	1	Packing, 0.25 Sq.	51	3342658	1	Plt-Vlv Box Holder Formed
5	3341965	1	Lid	52	3370323	1	Speed Pickup
6	3341964	2	Clamp Bar Asm	53	6410079	1	Gearbox-Planetary
7	9411727	2	Nut-Hex, Lock, 0.50NC, EA, PD	54	0115237	1	Tee-Pipe, 1.00NPT, PN
8	0180175	2	Screw-Hex, 0.50NC x 1.25, GR5, PD	55	0127874	2	Nipple-Sch 40, 1.00 x 1.50, CL, PN
9	3341412	1	Rear Suction Valve Mechanism	56	6100337	1	Bolt-Eye, 0.31 NC x 1.00, PD
10	3352222	1	Gasket-Pump, Strainer Box	57	6603150	1	Cylinder-Air, 1.06 x 4, DBLACT
11	3342266	1	Pump Asm - Asphalt-6/05 & after	58	0137185	2	Pin-Cotter, 0.12 x 1.00
12	3390730	1	Guard	59	3341421	1	Valve Mechanism-4" Front Suction
13	6445090	1	Coupling	60	3301209	1	Can Asm-4" Front Suction Valve
	PD11053	AR	Bolts	61	S1761AK	1	Lid Asm-Strainer Box R+L Fill
14	6603157	1	Motor-1.53 Cu In., w/ Loop Flush	62	3340039	1	OPTIONAL Right Side Fill Line Asm (Includes Ref 30-35, 63)
	6603219	1	Motor-2.1 Cu In., w/ Loop Flush	63	3340043	1	Pipe Asm-Tank Car
15	6001265	2	Screw-Hex, 5/16NC x 1, Gr 8	64	6500366	2	Valve-Ball .25"
16	0180175	2	Screw-Hex, 1/2NC x 1 1/4, Gr 5	65	6602339	1	Clevis-Rod, Cyl
17	3340515	3	Gasket-Flange	66	3342840	1	Lever Asm-Butterfly Valve
18	3341441	1	4 Way Valve Assembly	67	7215209	1	Gasket
19	3340519	1	Gasket-Return Line	68	6600726	2	Cock-Steam 1 In 2Way Sq HD BRS
20	3342670	1	Tube-Transfer, .75" 90°	69	3342640	1	Tube, Handspray, 1" U-Bend
21	6000224	1	Key- 5/16 x 5/16 x 1	70	6001062	AR	Screw-Hex, 3/8"NC x 1.0", Gr8, PD
22	3342671	1	Line Asm	71	0120382	AR	Washer-Lock, 3/8" Spring, PD
23	0180124	12	Screw-Hex, 3/8NC x 1 1/4	72	3342859	1	Strainer Handle for 3342860
24	3342839	1	Valve -Butterfly, 3.5"	73		1	Strainer Asm
	6001432	1	O-Ring, 0.734 ID x 0.139 width, Viton			10	3/16" x 23 ^{3/8} "
25	6000274	1	Key- 3/8 x 2 7/8				
26	6000071	4	Gasket-3 Flange, AV10233B, ASB	3343191			1/8" Holes
27	6603471	1	Vlv-Butterfly, 3" AL metering Viton	3343243			3/16" Holes
	7050702	1	Handle-Metering Valve	3343245			1/4" Holes
28	6000068	1	Flange-20056A, 3 Flued Alegny Cplg				
29	3341481	1	Pipe Asm - Fill Line				10 ^{3/16} " x 29 ^{1/2} "
30	3341078	2	Ring Asm-Clamping Transfer Vlv	3342860			1/8" Holes
	9413946	1	Nut-Hex, Lock, 0.25NC, EA, PD	3342898			3/16" Holes
	0121913	1	Screw-Hex, 0.25NC x 1.25, GR2, PD	3343221			1/4" Holes
31	6001056	4	Cap-Retainer, 0.5 Dia Stud				
32	3380388	2	Cap Asm-Fill Line				10 ^{3/16} " x 33 ^{3/8} "
33	3340041	2	Clamp Asm-3 Hose Conn.	3343193			1/8" Holes
34	3340033	2	Clamp Asm-Screw, Filling Line	3343195			3/16" Holes
35	0219190	1	Plug-Pipe, SqHd, 0.25NPT, PD	3343247			1/4" Holes
36	3301195	1	Nipple-Pump Off Line				
37	3342661	1	Pipe Asm - Pump Off & Handspray (Includes Ref 28-36)				
38	3342665	1	Fill Line Asm (Includes Ref 28-35)				AR = As Required
39	3361607	1	Handle Asm-Handspray, w/ Pull				
40	3361608	1	Handle Asm-Handspray, Suckback				
41	3342667	1	Cone Asm-Strainer (Optional)				
42	0141621	2	Elbow-Pipe, 90, ST, 0.75NPT, PN				
43	6602237	1	Valve-Ball, 0.75, Bronze				
44	6600852	2	Adapter-ARBK, ST, 12MP-12MT				
45	6604024	4	Adapter-Tube, ST, 16MP-16FT				
46	3342653	2	Lid-Handspray Valve				
47	0144613	1	Nipple-Sch 40, 0.75 x 1.38 CL, PN				

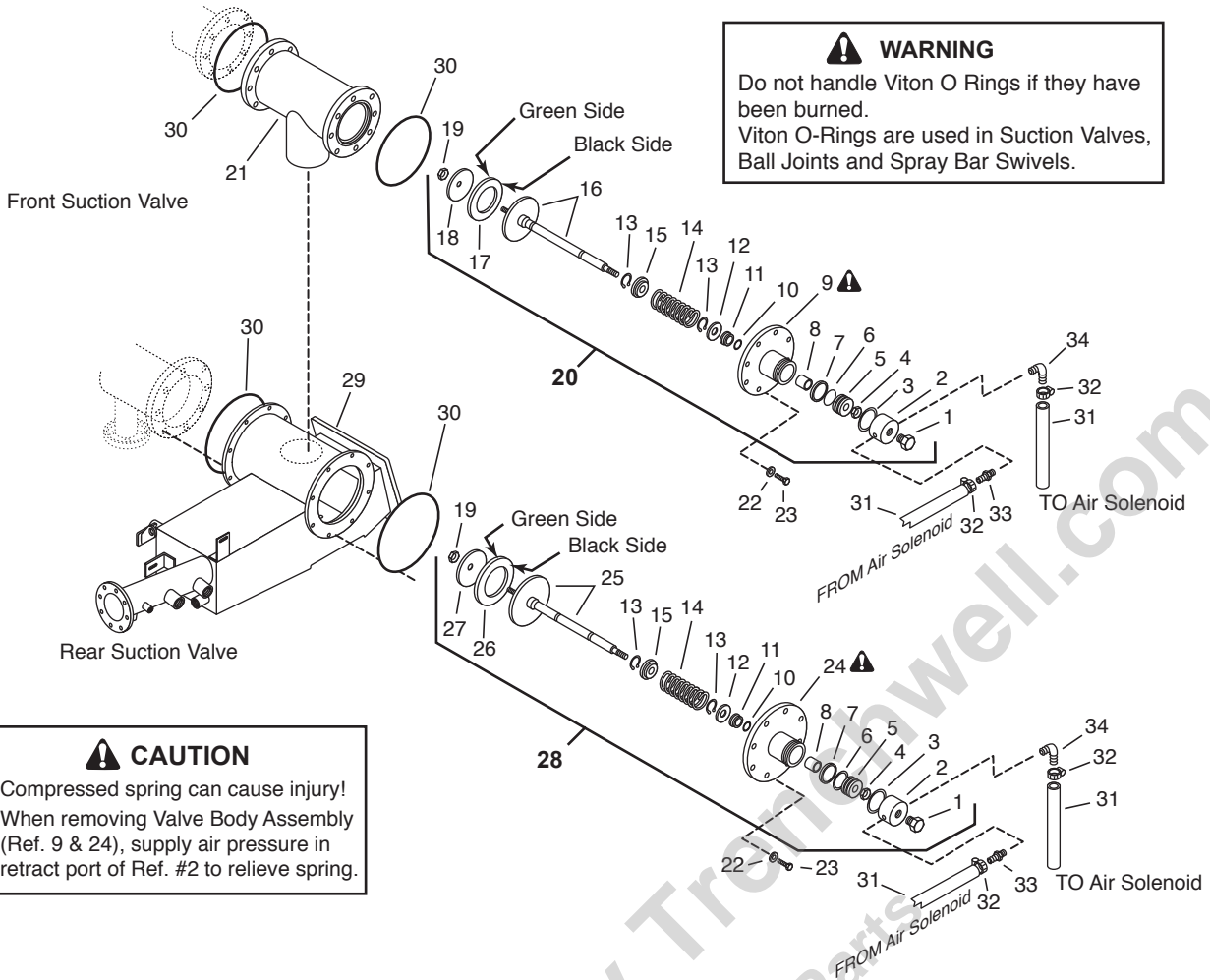
CIRCULATION SYSTEM

4 Way Valve Asm And Controls



REF	PART NO.	QTY	DESCRIPTION	REF	PART NO.	QTY	DESCRIPTION
1	3341441	1	4 Way Valve Asm (Includes Ref #'s 2-6, 19, 20)	16	6609255	AR	Hose-Fuel/Air,0.19 ID/FT
2	6000224	1	Key-0.31 x 0.31CR x 1.00	17	6600324	AR	Hose- 3/8
3	0125947	2	0.12 Slotted Pipe Plug	18	0144035	2	Bushing-Pipe, 1/4 X 1/8
4	3340029	4	Packing	19	197070	1	Washer-Flat 1 3/8
5	3341464	1	Spring	20	3341648	1	Nut-Lock, Valve Stem
6	3341187	1	Stem Nut	21	6600306	2	Hose End-06X06FSX, ST, LPSP
	3341648	1	Nut-4 Way Valve Stem, Locking (OPT)				AR = As Required
7	3361292	1	Coupling-Rotary Actuator				
8	6603023	2	Actuator-Rotary,Vane,Air				
	PD11034	1	Seal Kit				
9	3361291	1	Coupling-Rotary Actuator				
10	3311750	1	Frame-Rotary Actuator				
11	0118755	2	Elbow-Auto,90,04MP-06MS				
12	0120382	6	Washer-Lock,3/8,Spring,PD				
13	6001062	6	Screw-Hex,3/8NC x 1,Gr 8,PD				
14	0219189	4	Plug-Pipe,SqHd,1/4NPT,PN				
15	6602242	2	Hose End-3/16" Hose x 1/8" MPT,90				

Suction Valve Assemblies Front and Rear



CAUTION
Compressed spring can cause injury!
When removing Valve Body Assembly
(Ref. 9 & 24), supply air pressure in
retract port of Ref. #2 to relieve spring.

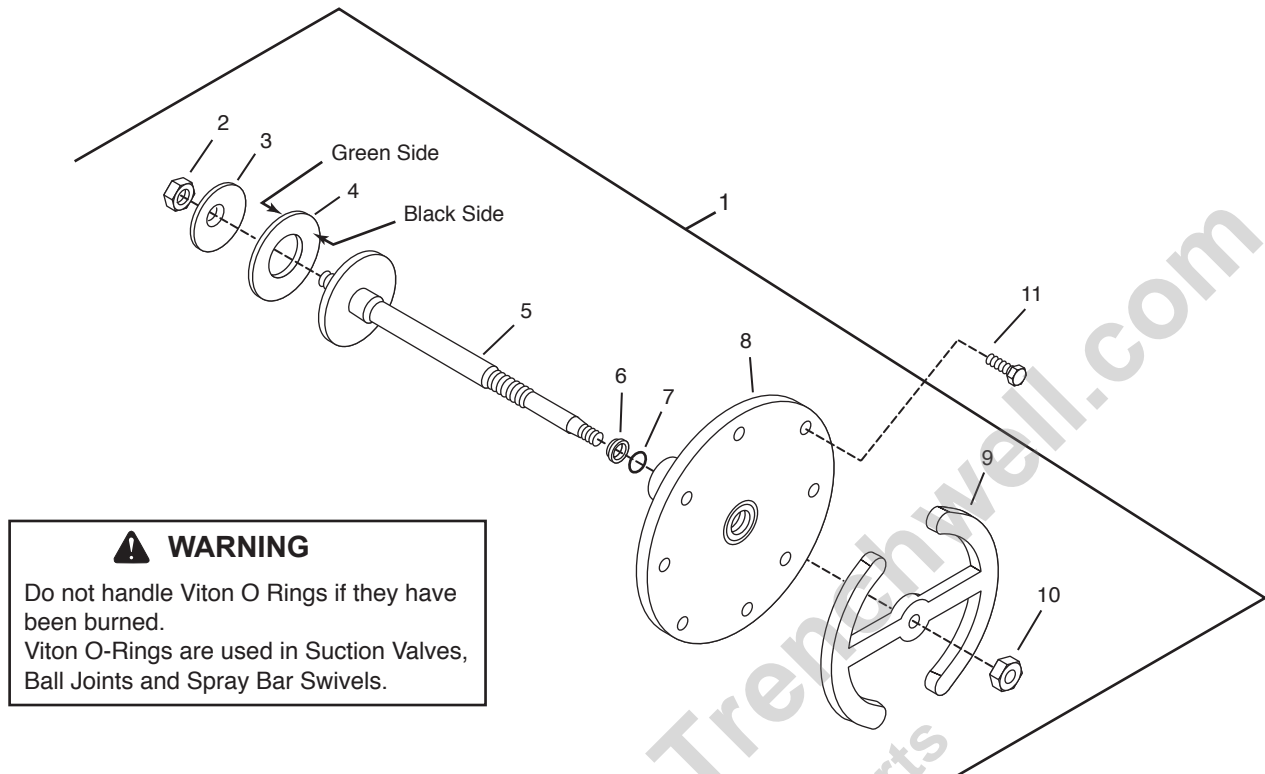
WARNING
Do not handle Viton O Rings if they have
been burned.
Viton O-Rings are used in Suction Valves,
Ball Joints and Spray Bar Swivels.

REF	PART NO.	QTY	DESCRIPTION	REF	PART NO.	QTY	DESCRIPTION
1	7050364	1	Sight Plug, 0.75NPT	21	3301209	1	Can Weldment
2	3341420	1	Cylinder Cap	22	0120384	8	Washer-Lock, 0.50, Spring, PD
3	3341414	1	Gasket	23	0120426	8	Screw-Hex, 0.50NC x 1.25
4	9416894	1	Lock Nut, 0.75NC	24	3341416	1	Body Asm
5	3341418	1	Piston	25	3341455	1	Seat & Shaft Asm
6	6602233	1	O-Ring, 2.5 OD x 2.1 ID x 0.188, Viton	26	3341513	1	Gasket Asm
7	6602232	1	Seal, 2.5 Dia, Teflon	2750597		1	Green Fiber (next to Retainer)
8	6420121	1	Bushing-Du, 1.13 OD x 1.0 ID x 1.5	3341491		1	Black Viton (next to Seat & Shaft Asm)
9	3341424	1	Body Asm	27	2740137	1	Retainer
10	6602152	1	O-Ring, 1.25 OD x 0.125	28	3341412	1	Rear Suction Valve Mechanism (Includes Ref 1-8, 10-15, 19, 25-27, does not include 22 & 23)
11	6602151	1	Scraper-Nitrile, 1.0 ID x 1.5 OD	7050778		1	Repair Kit-Rear Suction Valve (Includes Ref 3, 6, 7, 10, 11, 13, 26)
12	3341419	1	Stop	29	3342678	1	Strainer Box Asm
13	6000322	2	Snap Ring	30	-	AR	Gasket Maker-LOCTITE 510
14	6602234	1	Spring-#1, 2.4 OD x 1 7/8 ID x 0.312	31	6601452	AR	Hose-Air Sol-Cyl. Bar ON-OFF
15	3341117	1	Retainer	32	6001005	10	Clamp-Hose, Screw Type, M5
16	3341456	1	Seat & Shaft Asm	33	6601795	1	Hose End-04 x 02MP, ST, LP
17	3341514	1	Gasket Asm	34	6602399	AR	Hose Barb-04 x 02MP, 90, LP
18	2740165	1	Green Fiber (next to Retainer)				
19	3341492	1	Black Viton (next to Seat & Shaft Asm)				
20	2740175	1	Retainer				
	9413948	1	Nut-Lock, 0.62NC				
	3341421	1	Front Suction Valve - 4" (Includes Ref 1-19, but NOT 22 & 23)				

AR = As Required

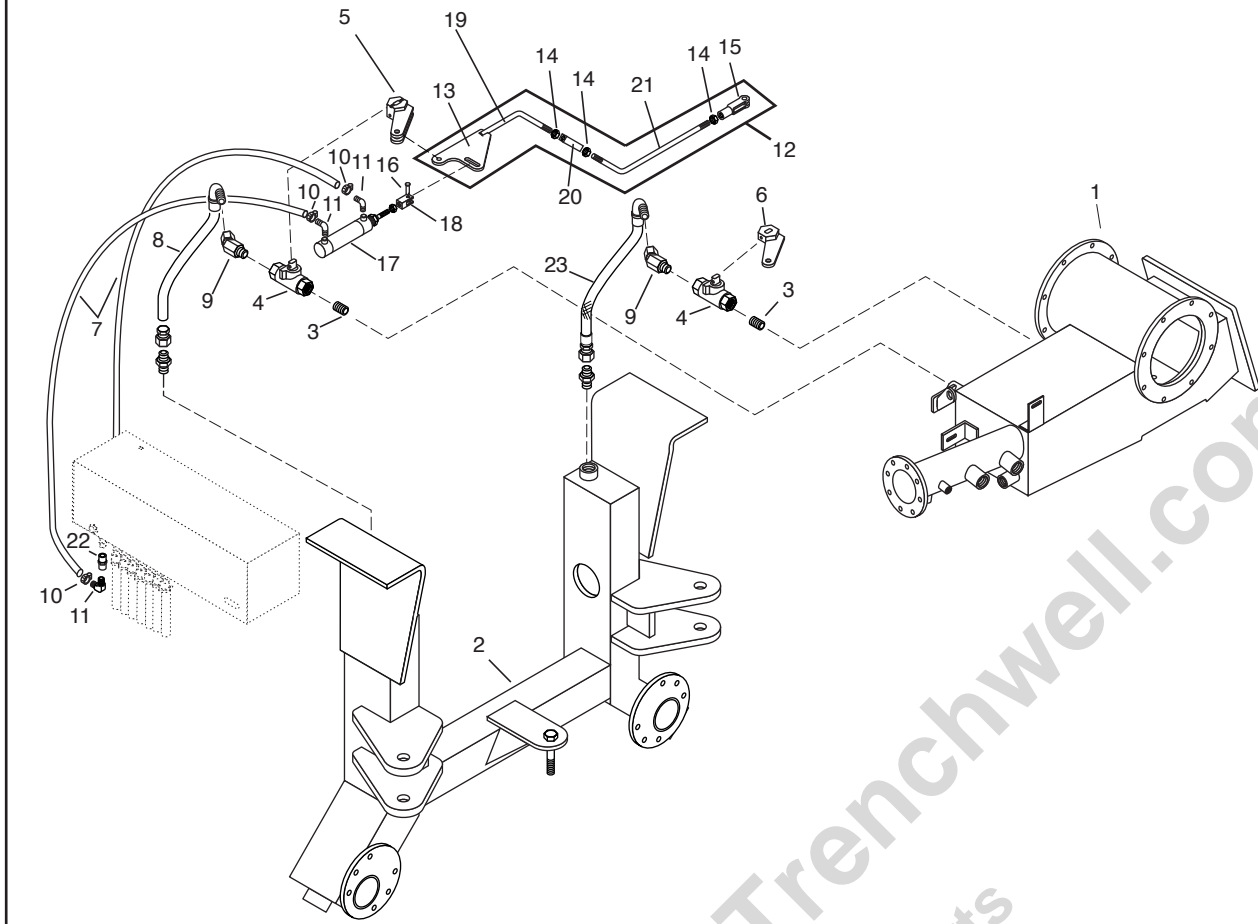
CIRCULATION SYSTEM

Rear Suction Valve - Manual



REF	PART NO.	QTY	DESCRIPTION	REF	PART NO.	QTY	DESCRIPTION
1	3341500	1	Valve Asm-Rear Suction, Manual (Includes Ref 2-10, does not include 11)				
2	9413948	1	Nut-Hex, Lock, 0.62NC				
3	2740137	1	Gasket Retainer				
4	3341513	1	Gasket Asm				
	2750597	1	Green Fibre (Next to Retainer)				
	3341491	1	Black Viton (Next to Seat & Shaft Asm)				
5	3341499	1	Plunger Asm				
6	6602151	1	Scraper, 1.00 ID x 1.50 OD				
7	6602152	1	O Ring, 1.25 OD x 0.12				
8	3341497	1	Valve Body Asm				
9	2740354	1	Handwheel				
10	0274637	1	Nut-Hex, Lock, 0.50NF				
11	0120426	8	Screw-Hex, 0.50NC x 1.25				

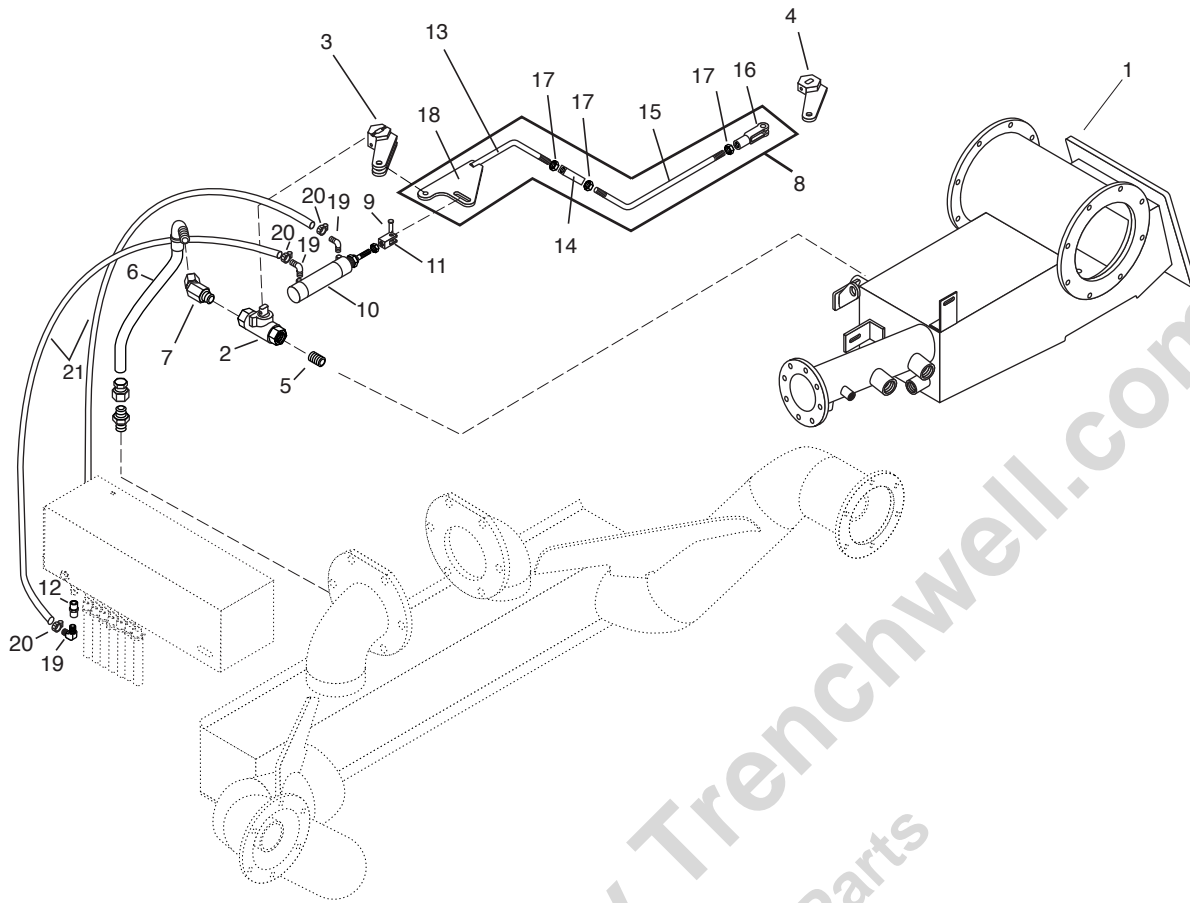
Suckback System - Standard Spray Bar



REF	PART NO.	QTY	DESCRIPTION	REF	PART NO.	QTY	DESCRIPTION
1	3342678	1	Strainer Box Asm	20	3342691	1	Turnbuckle-Suckback
2		1	Drop Tube & Hanger Asm- Specify Unit Serial Number	21	3342687	1	Link Asm-Left Suckback
3	6601543	2	Nipple-Hex, 0.75 x 1.8LG	22	6602888	2	Orifice Fitting-1/8 NPT, .0465
4	6602237	2	Valve-Ball, 3/4, Bronze	23	6200846	1	Hose Asm-0.75" x 11.75, 12FJ-12MP90
5	3342693	1	Lug Asm-Left				
6	3342694	1	Lug Asm-Right				
7	6309255	AR	Hose-Fuel/Air, 3/16				
8	6200940	1	Hose Asm- 0.75" x 20, 12FJX-12MP90				
9	4470915	2	Elbow-Hydr, 45, 12FPX-12MP				
10	6001005	4	Clamp-Hose, Screw Type, M5				
11	6602242	4	Hose End-03 x 02MP90				
12	3342692	1	Link Asm-Suckback (Includes Ref 13-15, 19-21)				
13	3342689	1	Plate-Suckback Toggle				
14	0120368	3	Nut-Hex, 0.31NF, PD				
15	3350571	1	Yoke-Threaded, Adjusting Link				
16	0137185	1	Pin-Cotter, 0.12 x 1.00, PD				
17	6603150	1	Cylinder-Air, 1.06 x 4" DBL ACT				
18	6602339	1	Clevis-Rod, Cyl				
19	3342688	1	Rod-Left Suckback				

AR = As Required

Automatic Suckback System- Variable Width Spray Bar S/N S5432 & Up



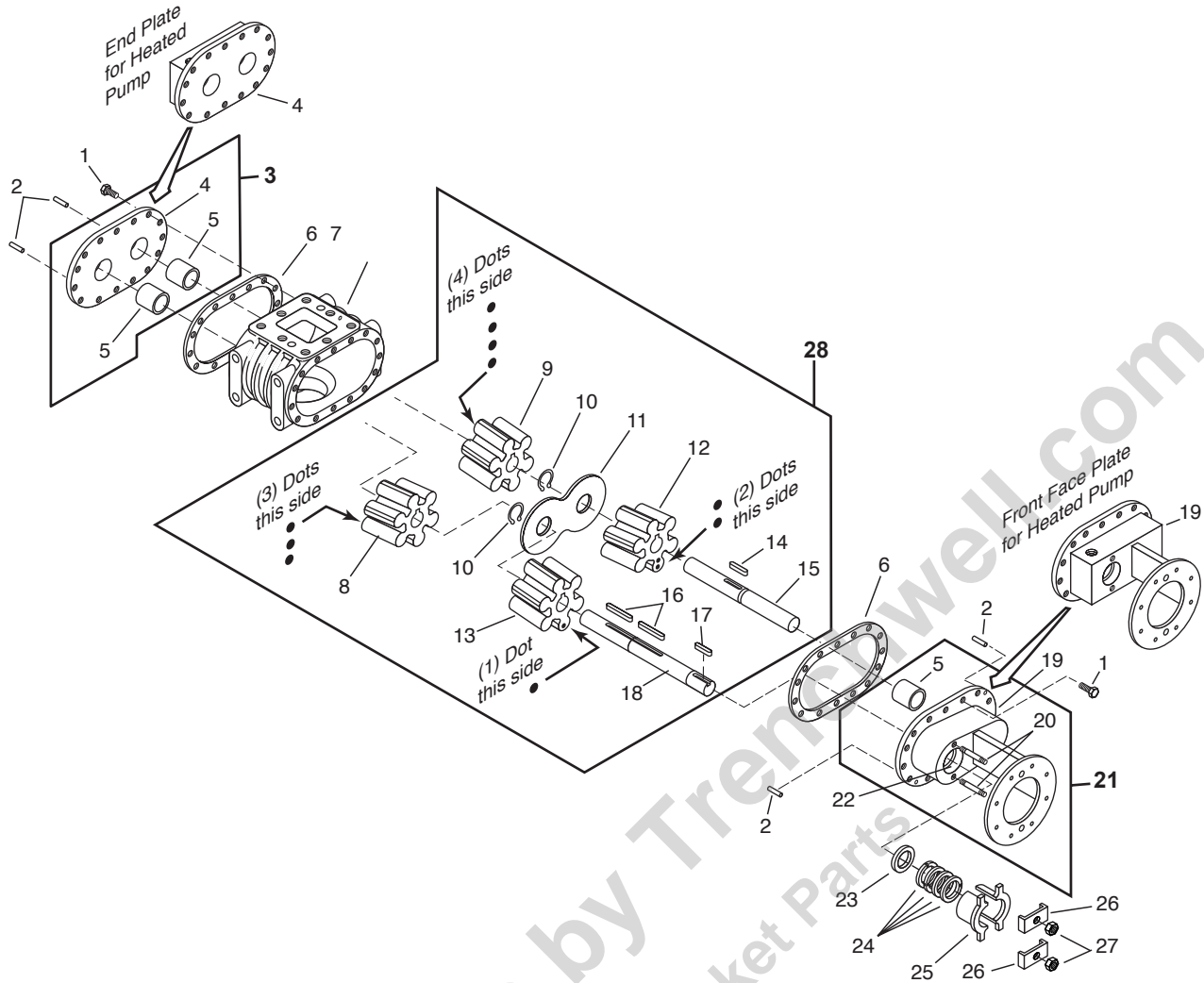
REF	PART NO.	QTY	DESCRIPTION	REF	PART NO.	QTY	DESCRIPTION
1	3342678	1	Strainer Box Asm				
2	6602237	1	Valve-Ball, 3/4, Bronze				
3	3342693	1	Lug Asm-Left				
4	3342694	1	Lug Asm-Right				
5	6601543	1	Nipple-Hex, 0.75 x 1.8LG				
6	6200846	1	Hose Asm- .75 x 11.75, 12FJ-12MP90				
7	4470915	1	Elbow-Hydr, 45, 12FPX-12MP				
8	3342692	1	Link Asm-Suckback (Includes Ref 13-18)				
9	0137185	1	Pin-Cotter, 0.12 x 1.00, PD				
10	6603150	1	Cylinder-Air, 1.06 x 4" DBL ACT				
11	6602339	1	Clevis-Rod, Cyl				
12	6602888	2	Orifice Fitting-1/8 NPT, .0465				
13	3342688	1	Rod-Left Suckback				
14	3342691	1	Turnbuckle-Suckback				
15	3342687	1	Link Asm-Left Suckback				
16	3350571	1	Yoke-Threaded, Adjusting Link				
17	0120368	3	Nut-Hex, 0.31NF, PD				
18	3342689	1	Plate-Suckback Toggle				
19	6602242	2	Hose End-03 x 02MP90				
20	6001005	4	Clamp-Hose, Screw Type, M5				
21	6309255	AR	Hose-Fuel/Air, 3/16				

AR = As Required

Asphalt Pump Assembly

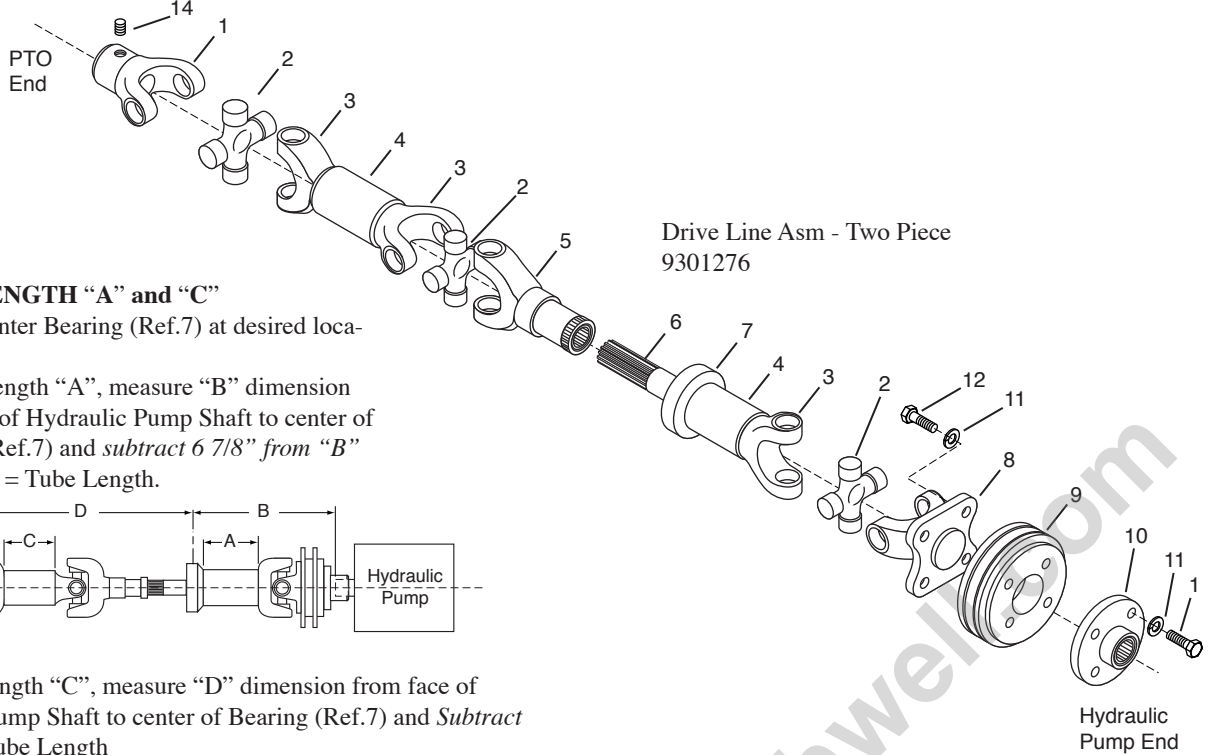
3342266 Standard Pump Assembly

3342279 Heated Pump Assembly



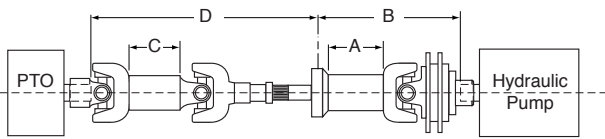
REF	PART NO.	QTY	DESCRIPTION	REF	PART NO.	QTY	DESCRIPTION
1	0120233	40	Screw-Hex, 0.38NC x 1.00 GR2,PD	16	2640725	2	Keystock 1/4 X 1/4 x 2 1/2 Lg
2	6100444	4	Pin-Dowel, 1/4 x 3/4	17	6000224	1	Key-0.31 x 1.00
3	3341558	1	End Plate Asm - Rear Plate, Std Pump (Includes Ref 4 & 5)	18	3342274	1	Pump Shaft - Drive, 4 Impell Pump
	3342164	1	End Plate Asm - Rear Plate, Heated (Includes Ref 4 & 5)	19	3342269	1	Endplate,Pump/Motor Mt., Std Pump
4	3341554	1	End Plate-Pump, Blind Bearing, Std Pump		3342280	1	Endplate,Pump/Motor Mt, Heated Pump
	3342163	1	End Plate-Pump, Blind Bearing, Heated	20	3342270	2	Stud-Packing Gland
5	3341559	3	Bearing-Pump Shaft	21	3342268	1	Front Face Plate Asm, Std Pump (Includes Ref 5, 19, 20 & 22)
6	3340287	2	Gasket-Face Plate		3342278	1	Front Face Plate Asm, Heated Pump (Includes Ref 5, 19, 20 & 22)
7	3341216	1	Case-Pump, P-15	22	3340294	1	Sleeve-Wearing
8	3342131	1	Impeller-Herringbone (3)RH	23	3340305	1	Ring-Lantern
9	3340279	1	Impeller-Herringbone (4)LH w/Key	24	6600310	4	Pk-Ring, 1.5 ID X 2 OD, Synth Pack
10	6001169	2	Snap Ring-Ext	25	3340307	1	Gland-Packing, Split
11	3340298	1	Plate-Division, Herringbone Pump	26	3340308	2	Retainer-Split Packing Gland
12	3341462	1	Impeller-Herringbone (2)	27	9413569	2	Nut-Hex, 0.56NC, PD
13	3341463	1	Impeller-Herringbone (1)	28	7051175	1	Impeller Set (Includes Ref 10-16, & 18, does not include 17)
14	2640726	2	Keystock 1/4 X 1/4 x 1 Lg				
15	3341553	1	Pump Shaft - Idler, 4 Impell Pump				

Drive Line - PTO To Hydraulic Pump - 42 Series

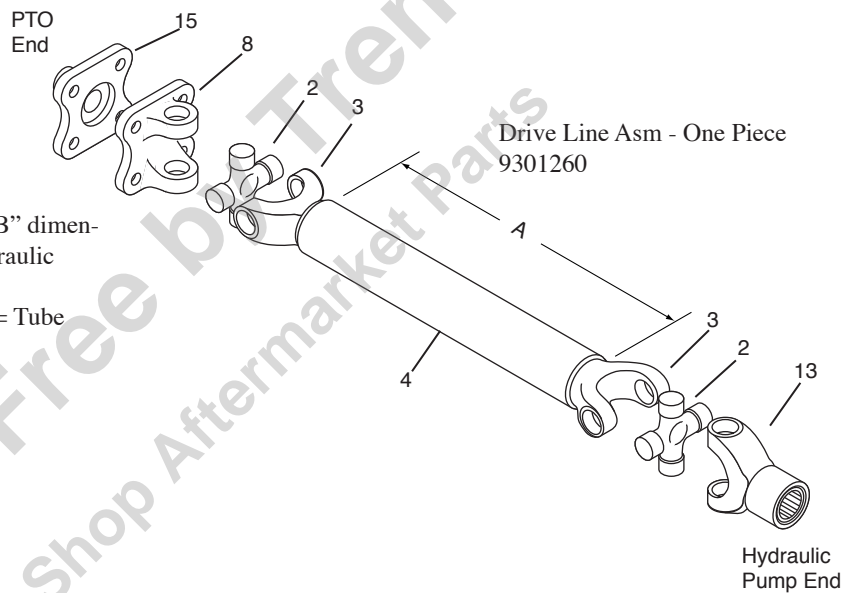


TUBE LENGTH "A" and "C"

Locate Center Bearing (Ref.7) at desired location.
For tube length "A", measure "B" dimension from face of Hydraulic Pump Shaft to center of Bearing (Ref.7) and *subtract 6 7/8"* from "B" dimension = Tube Length.

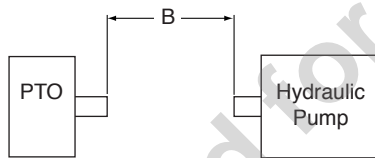


For Tube Length "C", measure "D" dimension from face of Hydraulic Pump Shaft to center of Bearing (Ref.7) and *Subtract 11 3/16"* = Tube Length



TUBE LENGTH

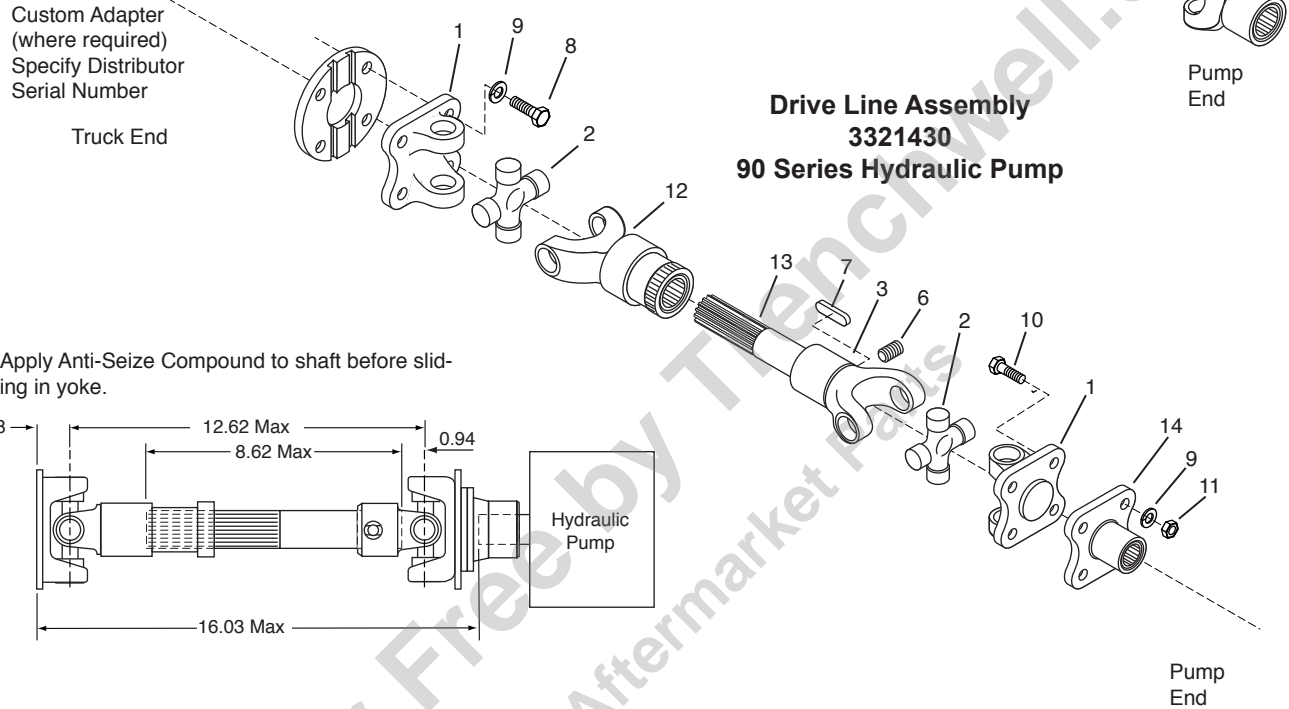
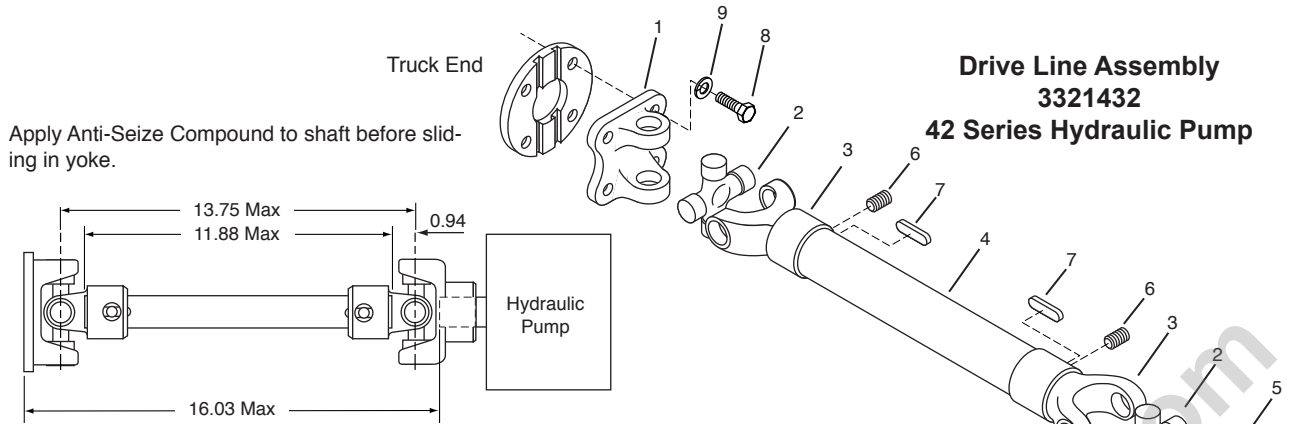
To obtain tube length "A", measure "B" dimension (end of PTO Shaft to end of Hydraulic Pump Shaft).
Subtract 6 3/8" from "B" dimension = Tube Length.



REF	PART NO.	QTY	DESCRIPTION	REF	PART NO.	QTY	DESCRIPTION
1	6440170	1	Yoke-End	9	3321014	1	Pulley
2	3170013	AR	Journal & Bearing	10	6440206	1	Flange-Companion
3	6440164	AR	Yoke-Stub	11	0120382	8	Washer-Lock, 0.38
4	6303278	AR	Tubing-2"OD x 14GA(Specify Length)	12	0186679	12	Screw-Hex, 0.38NC x 1.25, GR8,PD
5	6440165	1	Yoke Asm	13	6440200	1	Fitting-Yoke
6	6440166	1	Shaft-Stub	14	6100284	1	Screw-Sock, 0.50NC x 0.50 Lg.
7	6440167	1	Bearing	15	6440213	1	Flange-Companion Rect 1.25 Dia 240
8	3170021	2	Yoke-Flange				

Drive Line - PTO To Hydraulic Pump - GMC Trucks

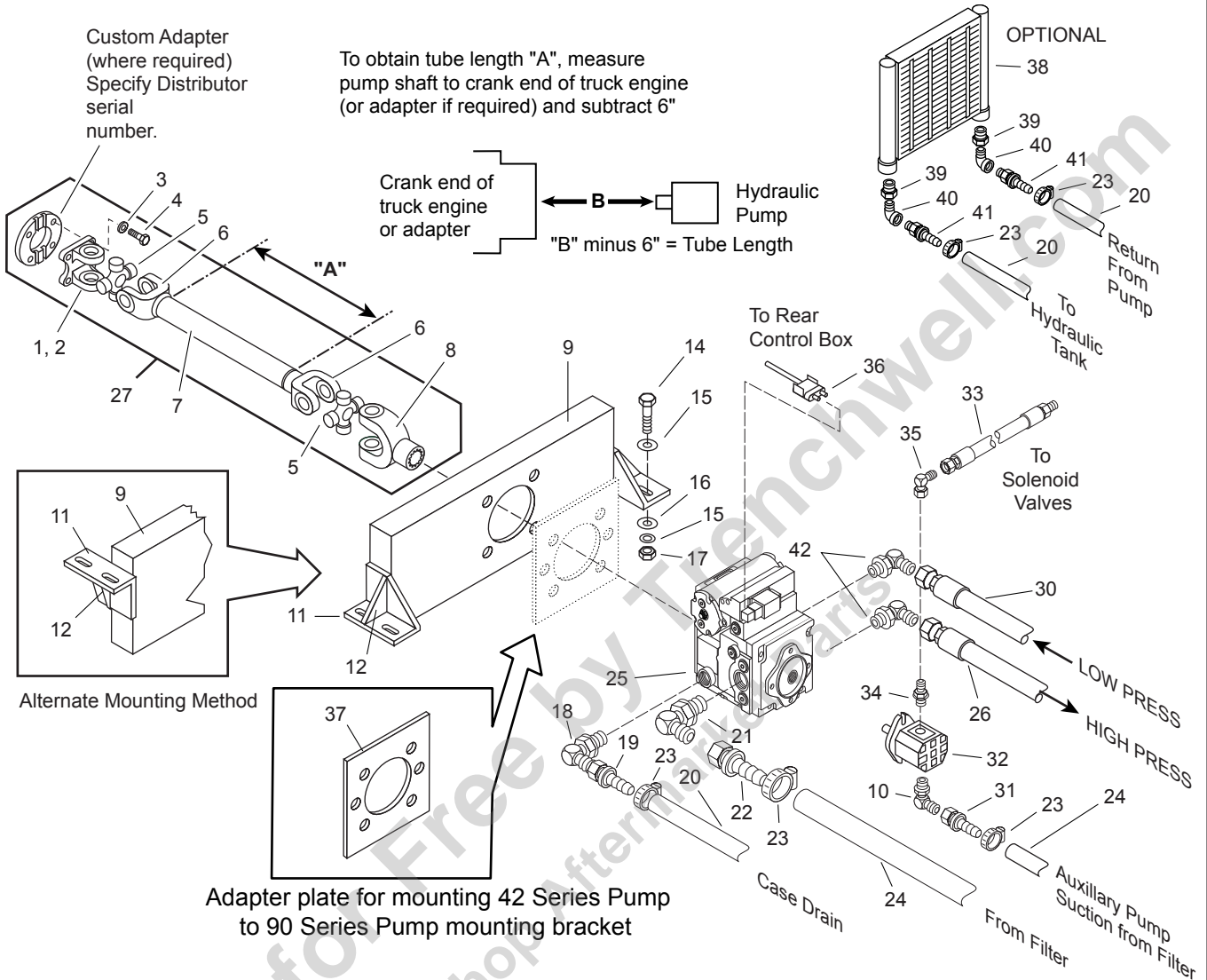
42 Series and 90 Series Hydraulic Pumps



HYDROSTATIC SYSTEM

REF	PART NO.	QTY	DESCRIPTION	REF	PART NO.	QTY	DESCRIPTION
1	3170021	AR	Yoke-Flange	9	0120382	AR	Washer-Lock, 0.38
2	3170013	2	Journal & Bearing Kit	10	0186679	4	Screw-Hex, 0.38NC x 1.25, GR8,PD
3	6440170	AR	End Yoke-1.25" Bore	11	0120377	4	Nut-Hex, 0.38NC,PD
4	3321431	1	Shaft (40 Series)	12	6440165	1	Yoke Asm, Splined
5	6440200	1	End Yoke, Splined	13	3321429	1	Shaft (90 Series)
6	0102615	AR	Screw-Sock, 0.50NC x 0.50Lg., Cup Pt.	14	6440162	1	Flange Companion, Tapered
7	6000161	AR	Key-0.31 x 0.31 x 1.50 Lg.				
8	0454904	4	Screw-Hex, 0.38NC x 0.75, GR8,PD				AR = As Required

Hydraulic Pump Drive - Crankshaft Driven - 42 Series



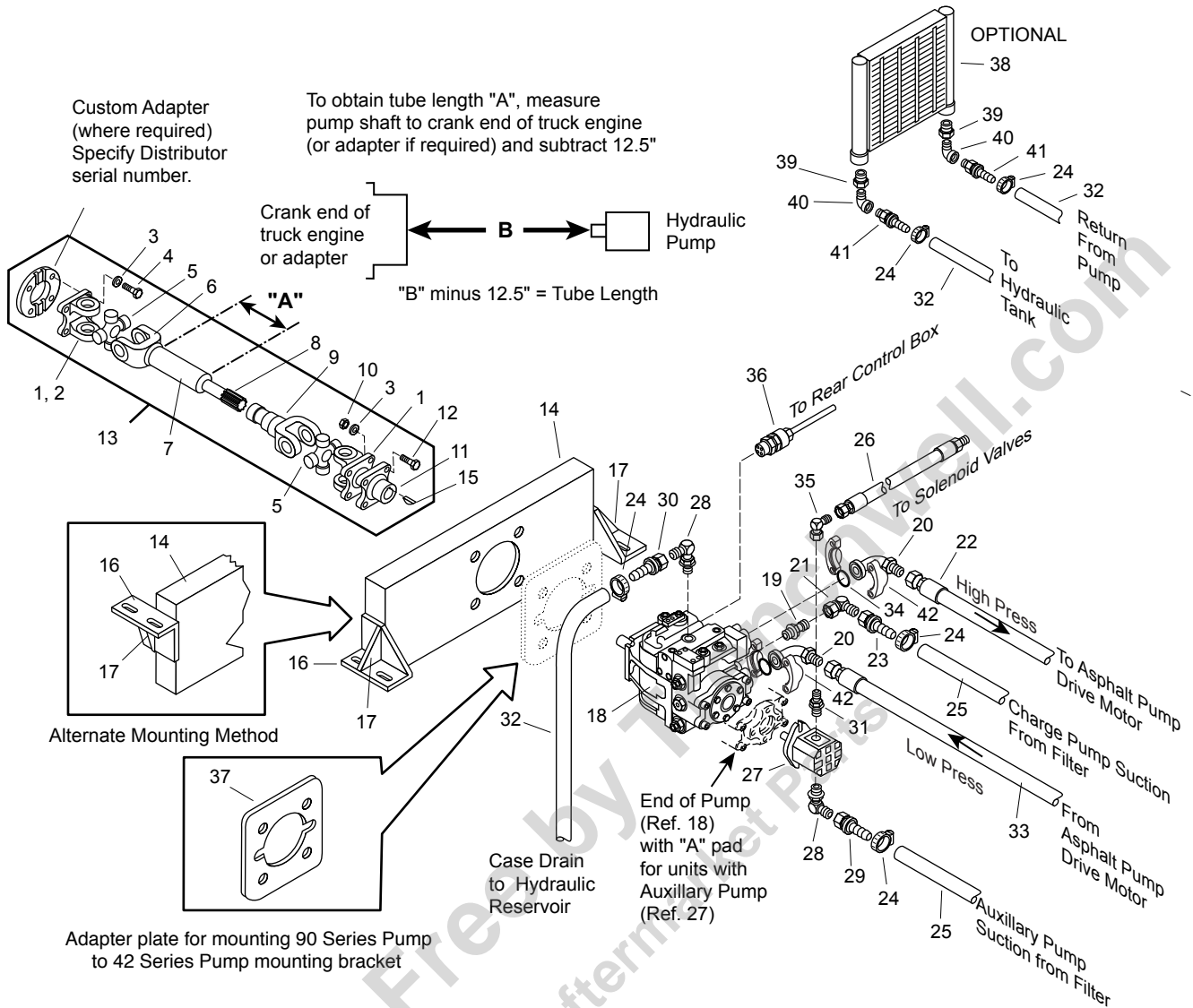
Hydraulic Pump Drive - Crankshaft Driven - 42 Series

REF	PART NO.	QTY	DESCRIPTION	REF	PART NO.	QTY	DESCRIPTION
1	6440172	1	Yoke-Flange, 2.75 Male Pilot				
2	3170021	1	Yoke-Flange, 2.38 Male Pilot				
3	0120382	4	Lock Washer, 0.38, Spring, PD				
4	0454904	4	Hex Screw, 0.38NC x 0.75, GR8, PD				
5	3170013	2	Journal & Bearing				
6	6440164	2	Yoke				
7	6303278	AR	Tube-2.00 x 14 Ga.				
8	6440200	1	Yoke-End, 1.00, 15T				
9	3321423	1	Mtg. Channel				
10	9410979	1	Elbow-Hyd, 90, 12MB-12MJ				
11	3321424	1	Angle, LH				
	3321426	1	Angle, RH				
12	3321332	2	Gusset				
14	0122459	4	Hex Screw, 0.50NC x 2.00, GR2, PD				
15	0120390	4	Flat Washer, 0.50A, W, PD				
16	0120384	4	Lock Washer, 0.50, Spring, PD				
17	0120378	4	Nut, 0.50NC, PD				
18	6602456	1	Hyd Elbow, 90, 16MB-12MJ				
19	6600648	1	Hose End-12 x 12FJX, ST, Push Lock				
20	6600646	AR	Hose-Self Grip				
21	6601568	1	Hyd Elbow, 90, 16MB-16MJ				
22	6601566	1	Hose End, 16FJX-16, ST				
23	6000792	AR	Hose Clamp, Worm Drive, 1.06 to 2				
24	6601564	AR	Suction Hose, 1.00 ID, SAE 100R4				
25	6603242	1	Pump-3.1 CI, RH, EDC, Spline, A Pad				
	6603243	1	Pump-3.1 CI, LH, EDC, Spline, A Pad				
	PD10911	1	Seal Kit				
	PD10770	1	EDC Controller				
	PD11077	1	EDC Gasket				
26	9250610	AR	Hyd Hose Asm, HP (Specify Length)				
27	9301275	1	Drive Line Asm (Includes Ref 1-8)				
28	0120377	4	Nut, 0.38NC				
29	0186679	4	Hex Screw, 0.38NC x 1.25, GR8				
30	9250611	1	Hose Asm, LP, 12FJX-12FJX (Specify Lg)				
31	6601812	1	Hose End, 12FJ, 1.00 Hose				
32	6602390	1	Aux Pump, 0.68CI, A Pad, Spline, LH				
	6602391	1	Aux Pump, 0.68CI, A Pad, Spline, RH				
	6603432	1	Aux Pump for VB, 1.40CI, A Pad, Spline, LH				
	6603436	1	Aux Pump for VB, 1.40CI, A Pad, Spline, RH				
	7420255	1	Seal Kit				
33	9250612	1	Hose Asm, LP (Specify Length)				
34	6600903	1	Hyd Adapter, ST, 08MJ-10MB				
35	9410281	1	Hyd Elbow, 90, 08FJX-08MJ				
36	3370337	1	Cable Asm - Pump Stroker, 42 Series				
37	3321414	1	Adapter-42 Series Pump-90 Series Brkt				
38	S352702	1	Cooler-Standard Oil				
	6603944	1	Cooler-Heavy Duty Oil				
39	0128003	2	Pipe Bushing-1.00 x 0.75NPT				
40	0141621	2	Pipe Elbow, 90, ST, 0.75NPT				
41	6600647	2	Hose End, 12 x 12MP, ST, LPSP				

AR = As Required

HYDROSTATIC SYSTEM

Hydraulic Pump Drive - Crankshaft Driven - 90 Series



Please Note: Crankshaft driven units are LH pump.

Hydraulic Pump Drive - Crankshaft Driven - 90 Series

REF	PART NO.	QTY	DESCRIPTION	REF	PART NO.	QTY	DESCRIPTION
1	3170021	1	Yoke-Flange, 2.38 Male Pilot				
2	6440172	1	Yoke-Flange, 2.75 Male Pilot				
3	0120382	8	Lock Washer, 0.38, Spring, PD				
4	0454904	4	Hex Screw, 0.38NC x 0.75, GR8, PD				
5	3170013	2	Journal & Bearing				
6	6440164	1	Yoke				
7	6303278	AR	Tube-2.00 x 14 Ga. (Specify Length)				
8	6440199	1	Shaft				
9	3110034	1	Yoke Sleeve				
10	0120377	4	Nut, 0.38NC, PD				
11	6440162	1	Flange Companion				
12	0186679	4	Hex Screw, 0.38NC x 1.25, GR8, PD				
13	9301215	1	Drive Line Asm (Includes Ref 1-12, 15)				
14	3321422	1	Mtg. Channel				
15	7050448	1	Key-Woodruff, 3/8 x 1 1/2				
16	3321424	1	Angle, LH				
	3321426	1	Angle, RH				
17	3321332	2	Gusset				
18	6603759	1	Pump-4.57, LH, EDC., A Pad, 5000PSI				
	6603758	1	Pump-4.57, RH, EDC., A Pad, 5000PSI				
	7010097	1	A Pad Asm Complete				
	7010092	1	Seal Kit (Both Pumps)				
	PD11584	1	Electronic Stroker (Both Pumps)				
	7051172	1	Pilot Valve				
19	9410233	1	Hyd Adapter, ST, 16MB-16MJ				
20	6602261	2	Hyd Elbow, 90, 16MJ-16FL 62				
21	9410285	1	Hyd Elbow, 90, 16FJX-16MJ				
22	9250610	1	Hose Asm-HP (Specify Length)				
23	6601566	2	Hose End, 16FJX-16, ST				
24	6000792	6	Hose Clamp, Worm Drive, 1.06 to 2				
25	6601564	AR	Suction Hose, 1.00 ID				
26	9250612	1	Hose Asm-LP (Specify Length)				
27	6602390	1	Aux Pump, 0.68CI, A Pad, Spline, LH				
	6602391	1	Aux Pump, 0.68CI, A Pad, Spline, RH				
	6603432	1	Aux Pump for VB, 1.40CI, A Pad, Spline, LH				
	6603436	1	Aux Pump for VB, 1.40CI, A Pad, Spline, RH				
	7420255	1	Seal Kit				
28	9410979	2	Hyd Elbow, 90, 12MB-12MJ				
29	6601812	1	Hose End, 12FJ-1" Hose				
30	6600648	AR	Hose End, 12 x 12FJX, ST, Push Lock				
31	6600903	1	Hyd Adapter, ST, 08MJ-10MB				
32	6600646	AR	Hose-Self Grip (Specify Length)				
33	9250611	1	Hose-LP, 12FJX-12FJX (Specify Lgth)				
34	0274253	2	O Ring Tube, Fitting, 1.50				
35	9410281	1	Hyd Elbow, 90, 08FJX-08MJ				
36	3370558	1	Cable Asm-Pump Stroker				
37	3321453	1	Adapter-90 Series Pump, 42 Series Brkt				
38	S352702	1	Cooler-Standard Oil				
	6603944	1	Cooler-Heavy Duty Oil				
39	0128003	2	Pipe Bushing-1.00 x 0.75NPT				
40	0141621	2	Pipe Elbow, 90, ST, 0.75NPT				
41	6600647	2	Hose End, 12 x 12MP, ST, LPSP				
42	6602624	2	Flange Kit-Split, 1", Code 62 AR - As Required				

#1 Hydrostatic Drive System - PTO Driven - 42 Series

Planetary Gearbox Plumbed to Motor

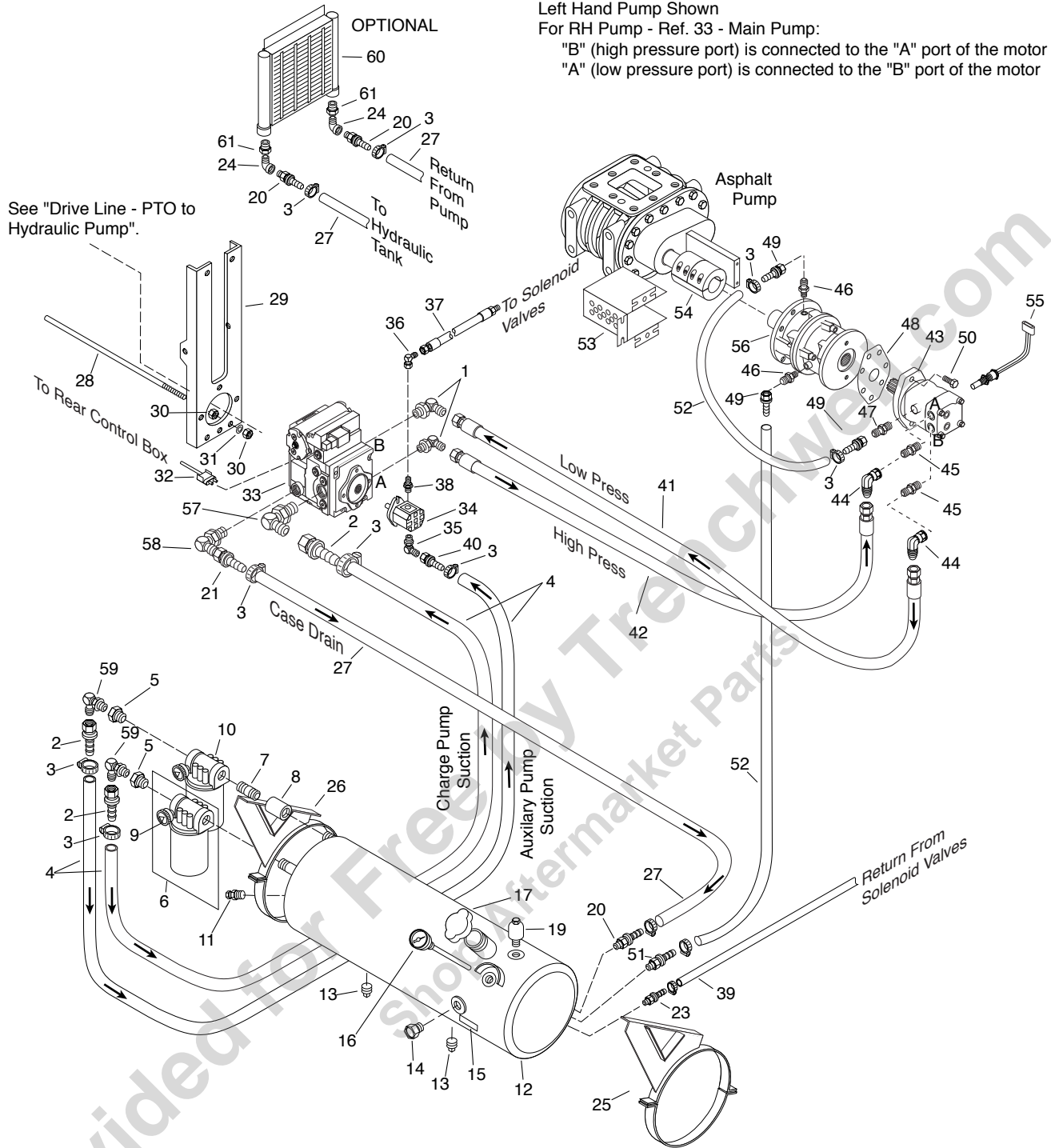
Left Hand Pump Shown

For RH Pump - Ref. 33 - Main Pump:

"B" (high pressure port) is connected to the "A" port of the motor

"A" (low pressure port) is connected to the "B" port of the motor

HYDROSTATIC SYSTEM



#1 Hydrostatic Drive System - PTO Driven - 42 Series
Planetary Gearbox Plumbed to Motor

REF	PART NO.	QTY	DESCRIPTION	REF	PART NO.	QTY	DESCRIPTION
1	6602586	2	Elbow-Hyd, 90, 12MB-16MJ	40	6601812	1	Hose End, 16-12FJX, ST
2	6601566	3	Hose End, 16-16FJX, ST	41	9250611	1	Hose Asm-LP, 12FJX-16FJX (Specify Length)
3	6000792	AR	Clamp-Hose, Worm Dr., 1.06 to 2	42	9250610	1	Hose Asm-HP (Specify Length)
4	6601564	AR	Suction Hose, 1" ID	43	6603157	1	Motor-1.53 CIR,w/Loop Flush
5	0125915	1	Pipe Bushing, 1.25 x 1.00 NPT	44	9410283	2	Elbow-Hydr,90,12FJX-12MJ
6	6602214	1	Vacumn Filter, 10 Micron	45	6600910	2	Adapter-Hydr,St,10MB-12MJ
	7420244	1	Replacement Element	46	6603043	2	Adapter-Hydr,St,08MJ-04BSPP
7	0219357	1	Nipple-1.25 x 2.00, CL	47	9410203	1	Adapter-Hydr,St,08MJ-08MB
8	0144066	1	Pipe Coupling, 1.25 NPT	48	7215209	1	Gasket-B Pad
9	7420042	2	Indicator	49	6600664	3	Hose End-08-08FJX, ST
10	6602801	1	Return Line Filter, 1.25 NPT	50	0180175	2	Screw-Hex,1/2NC x 1 1/4,Gr 5
	7420244	1	Element, 10 Micron	51	6600663	1	Hose End-08-08MP, ST, LPSP
11	6600237	1	Thermo Switch	52	6604143	2	Hose-0.50
12	3321386	1	Hyd Tank Asm, 12" x 55"	53	3390730	1	Guard
	3321905	1	Hyd Tank Asm, 14" x 40"	54	6445090	1	Coupling
13	0219301	4	Plug-Pipe, SqHd, 0.75 NPT		PD11053		Bolts
14	6600224	1	Eyesite Oil Plug	55	3370323	1	Speed Pickup
15	3390605	1	Oil Spec. Instruction Plate	56	6410079	1	Gearbox-Planetary
16	6500039	1	Thermometer-2" Dial, 9" Dual	57	6601568	1	Elbow-Hyd, 90, 16MB-16MJ
17	3330026	1	Cap	58	6602456	1	Elbow-Hyd, 90, 16MB-12MJ
18	6000233	1	Gasket-2.18", Leather	59	6601135	2	Elbow-Hyd, 90, 16MP-16MJ
19	6600223	1	Breather	60	S352702	1	Cooler, Standard Oil
20	6600647	1	Hose End-12 x 12MP, ST, LPSP		6603944	1	Cooler, Heavy Duty Oil
21	6600648	3	Hose End-12 x 12FJX	61	0128003	2	Bushing-Pipe, 1.00 x 0.75NPT
22	9402828	1	Elbow-Hyd, 45, 12MJ-12MP				AR = As Required
23	6600663	2	Hose End-08 x 08MP, ST, LPSP				
24	0141621	2	Elbow-Pipe, 90, ST, 0.75NPT				
25	3381296	1	Bracket Asm-Tank, Fuel, Hyd, 12", RH				
	3381560	1	Bracket Asm-Tank, Fuel, Hyd, 14", RH				
26	3381297	1	Bracket Asm-Tank, Fuel, Hyd, 12", LH				
	3381561	1	Bracket Asm-Tank, Fuel, Hyd, 14", LH				
27	6600646	2	Self Grip Hose, 0.75 (Specify Length)				
28	6303119	1	Round-0.50 CR				
29	3321374	1	Support-Pump, 40 Series				
30	0120378	2	Nut-Hex, 0.50 NC				
31	0120384	2	Lock Washer, 0.50				
32	3370337	1	Cable Asm-Pump Stroker, 42 Series				
33	6603242	1	Pump-3.1 CI, RH, EDC, Spline, A Pad				
	6603243	1	Pump-3.1 CI, LH, EDC, Spline, A Pad				
	PD10911	1	Seal Kit				
	PD10770	1	EDC Controller				
	PD11077	1	EDC Gasket				
34	6602390	1	Aux Pump, 0.68 CI, A Pad, Spline, LH				
	6602391	1	Aux Pump, 0.68 CI, A Pad, Spline, RH				
	6603432	1	Aux Pump for VB, 1.40CI, A Pad, Spline, LH				
	6603436	1	Aux Pump for VB, 1.40CI, A Pad, Spline, RH				
	7420255	1	Seal Kit (6602390 & 6602391)				
35	9410979	2	Elbow-Hyd, 90, 12MB-12MJ				
36	9410281	1	Elbow-Hyd, 90, 08FJX-08MJ				
37	9250612	1	Hose Asm-LP (Specify Length)				
38	6600903	1	Adapter-Hyd, ST, 08MJ-10MB				
39	6600662	1	Hose-Push Lock, 0.50 (Specify Length)				

HYDROSTATIC SYSTEM

#2 Hydrostatic Drive System - PTO Driven - 42 Series

Planetary Gearbox w/ Breather & Plug

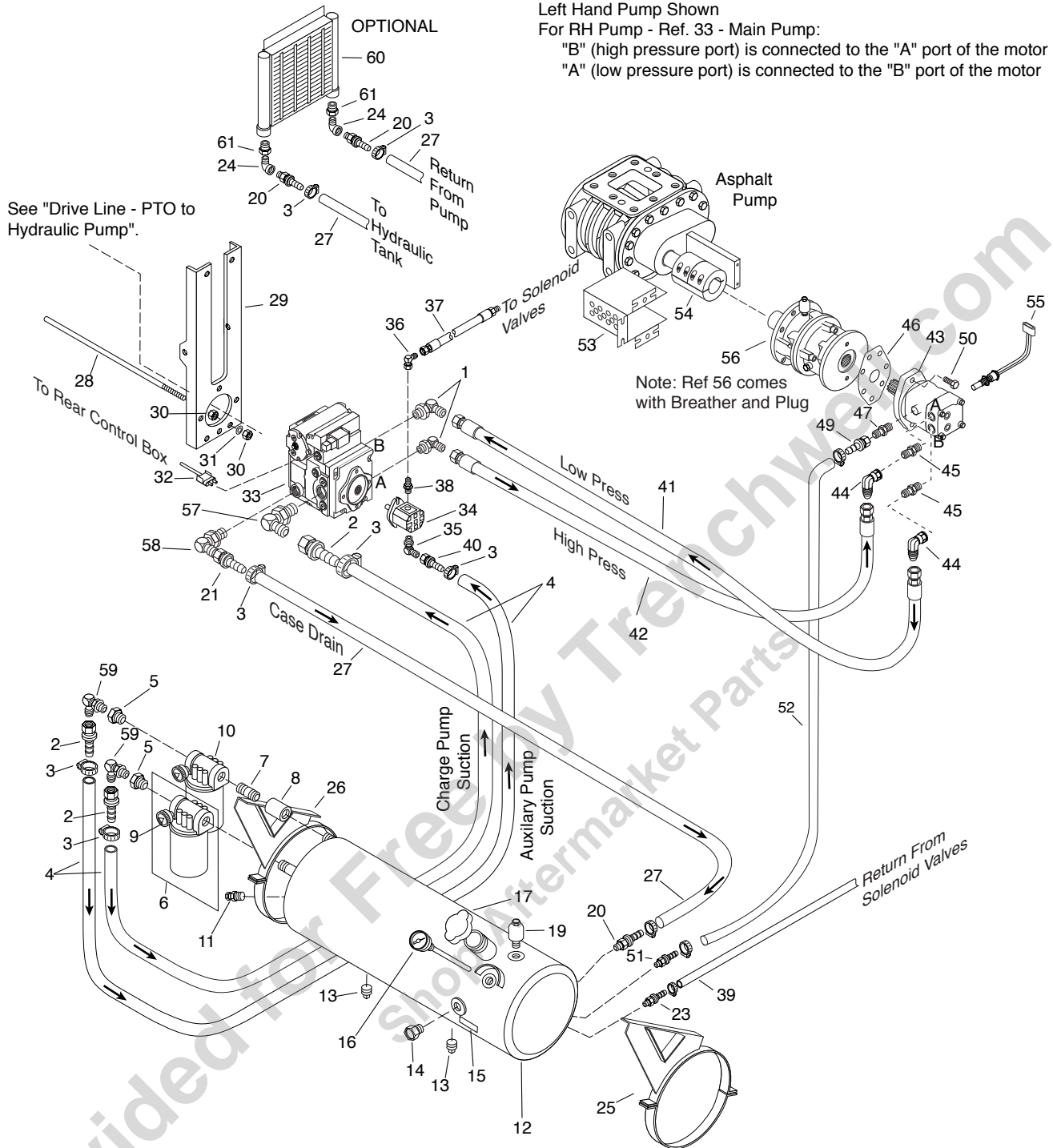
Left Hand Pump Shown

For RH Pump - Ref. 33 - Main Pump:

"B" (high pressure port) is connected to the "A" port of the motor

"A" (low pressure port) is connected to the "B" port of the motor

HYDROSTATIC SYSTEM



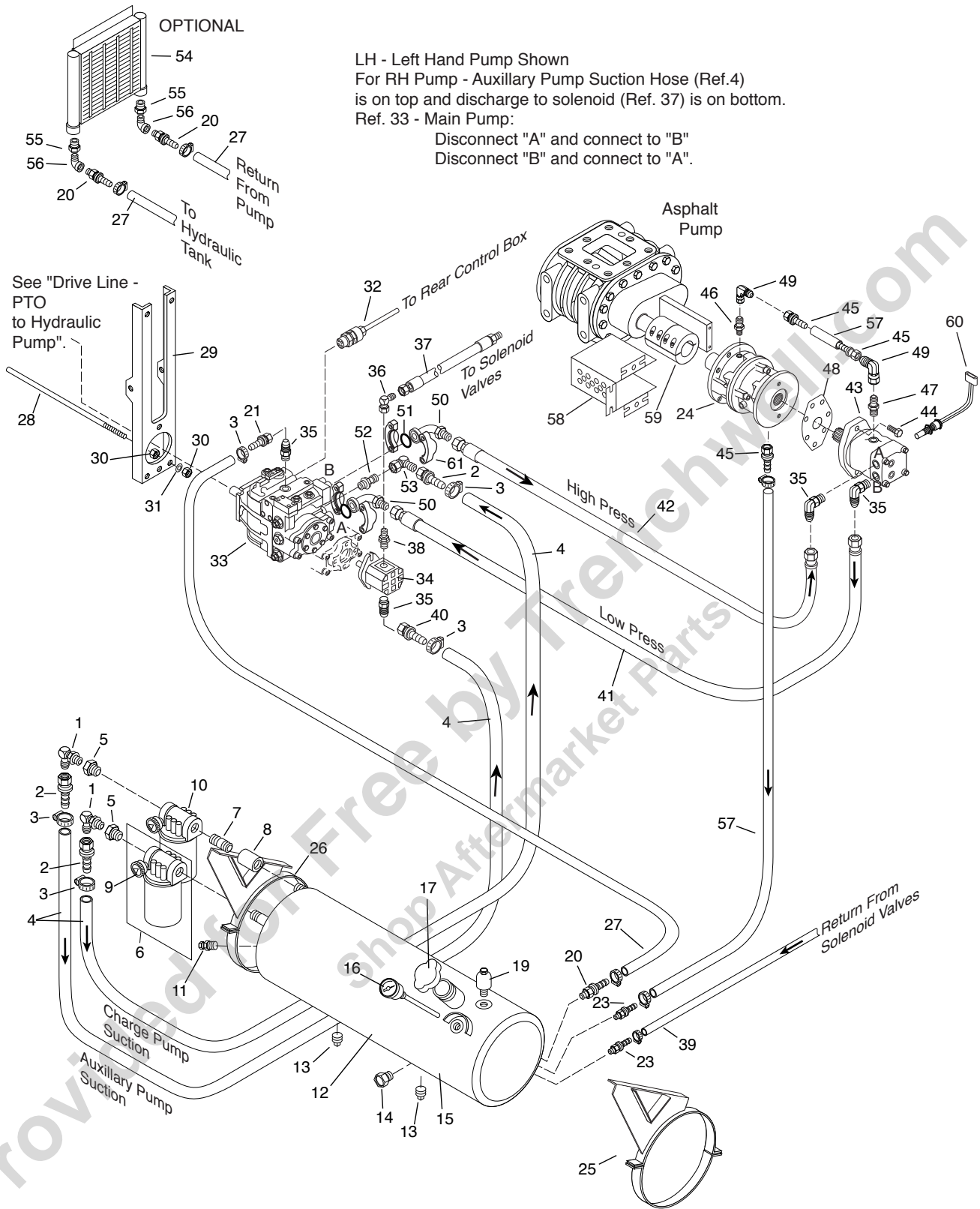
#2 Hydrostatic Drive System - PTO Driven - 42 Series

Planetary Gearbox w/ Breather & Plug

REF	PART NO.	QTY	DESCRIPTION	REF	PART NO.	QTY	DESCRIPTION
1	6602586	2	Elbow-Hyd, 90, 12MB-16MJ	40	6601812	1	Hose End, 16-12FJX, ST
2	6601566	3	Hose End, 16-16FJX, ST	41	9250611	1	Hose Asm-LP, 12FJX-16FJX (Specify Length)
3	6000792	AR	Clamp-Hose, Worm Dr., 1.06 to 2	42	9250610	1	Hose Asm-HP (Specify Length)
4	6601564	AR	Suction Hose, 1" ID	43	6603157	1	Motor-1.53 CIR,w/Loop Flush
5	0125915	1	Pipe Bushing, 1.25 x 1.00 NPT	44	9410283	2	Elbow-Hydr,90,12FJX-12MJ
6	6602214	1	Vacumn Filter, 10 Micron	45	6600910	2	Adapter-Hydr,St,10MB-12MJ
	7420244	1	Replacement Element	46	7215209	1	Gasket-B Pad
7	0219357	1	Nipple-1.25 x 2.00, CL	47	9410203	1	Adapter-Hydr,St,08MJ-08MB
8	0144066	1	Pipe Coupling, 1.25 NPT	48	0141621	1	Elbow-Pipe, 90, ST, 0.75NPT
9	7420042	2	Indicator	49	6600664	1	Hose End-08-08FJX, ST, LPSP
10	6602801	1	Return Line Filter, 1.25 NPT	50	0180175	2	Screw-Hex,1/2NC x 1 1/4,Gr 5
	7420244	1	Element, 10 Micron	51	6600663	1	Hose End-08 x 08MP, ST, LPSP
11	6600237	1	Thermo Switch	52	6604143	1	Hose-0.50
12	3321386	1	Hyd Tank Asm, 12" x 55"	53	3390730	1	Guard
	3321905	1	Hyd Tank Asm, 14" x 40"	54	6445090	1	Coupling
13	0219301	4	Plug-Pipe, SqHd, 0.75 NPT		PD11053		Bolts
14	6600224	1	Eyesite Oil Plug	55	3370323	1	Speed Pickup
15	3390605	1	Oil Spec. Instruction Plate	56	6410079	1	Gearbox-Planetary
16	6500039	1	Thermometer-2" Dial, 9" Dual	57	6601568	1	Elbow-Hyd, 90, 16MB-16MJ
17	3330026	1	Cap	58	6602456	1	Elbow-Hyd, 90, 16MB-12MJ
18	6000233	1	Gasket-2.18", Leather	59	6601135	2	Elbow-Hyd, 90, 16MP-16MJ
19	6600223	1	Breather	60	S352702	1	Cooler, Standard Oil
20	6600647	1	Hose End-12 x 12MP, ST, LPSP		6603944	1	Cooler, Heavy Duty Oil
21	6600648	3	Hose End-12 x 12FJX	61	0128003	2	Bushing-Pipe, 1.00 x 0.75NPT
22	9402828	1	Elbow-Hyd, 45, 12MJ-12MP				AR = As Required
23	6600663	2	Hose End-08 x 08MP, ST, LPSP				
24	0141621	2	Elbow-Pipe, 90, ST, 0.75NPT				
25	3381296	1	Bracket Asm-Tank, Fuel, Hyd, 12", RH				
	3381560	1	Bracket Asm-Tank, Fuel, Hyd, 14", RH				
26	3381297	1	Bracket Asm-Tank, Fuel, Hyd, 12", LH				
	3381561	1	Bracket Asm-Tank, Fuel, Hyd, 14", LH				
27	6600646	2	Self Grip Hose, 0.75 (Specify Length)				
28	6303119	1	Round-0.50 CR				
29	3321374	1	Support-Pump, 40 Series				
30	0120378	2	Nut-Hex, 0.50 NC				
31	0120384	2	Lock Washer, 0.50				
32	3370337	1	Cable Asm-Pump Stroker, 42 Series				
33	6603242	1	Pump-3.1 CI, RH, EDC, Spline, A Pad				
	6603243	1	Pump-3.1 CI, LH, EDC, Spline, A Pad				
	PD10911	1	Seal Kit				
	PD10770	1	EDC Controller				
	PD11077	1	EDC Gasket				
34	6602390	1	Aux Pump, 0.68 CI, A Pad, Spline, LH				
	6602391	1	Aux Pump, 0.68 CI, A Pad, Spline, RH				
	6603432	1	Aux Pump for VB, 1.40CI, A Pad, Spline, LH				
	6603436	1	Aux Pump for VB, 1.40CI, A Pad, Spline, RH				
	7420255	1	Seal Kit (6602390 & 6602391)				
35	9410979	2	Elbow-Hyd, 90, 12MB-12MJ				
36	9410281	1	Elbow-Hyd, 90, 08FJX-08MJ				
37	9250612	1	Hose Asm-LP (Specify Length)				
38	6600903	1	Adapter-Hyd, ST, 08MJ-10MB				
39	6600662	1	Hose-Push Lock, 0.50 (Specify Length)				

#1 Hydrostatic Drive System - PTO Driven - 90 Series

Planetary Gearbox Plumbed to Motor

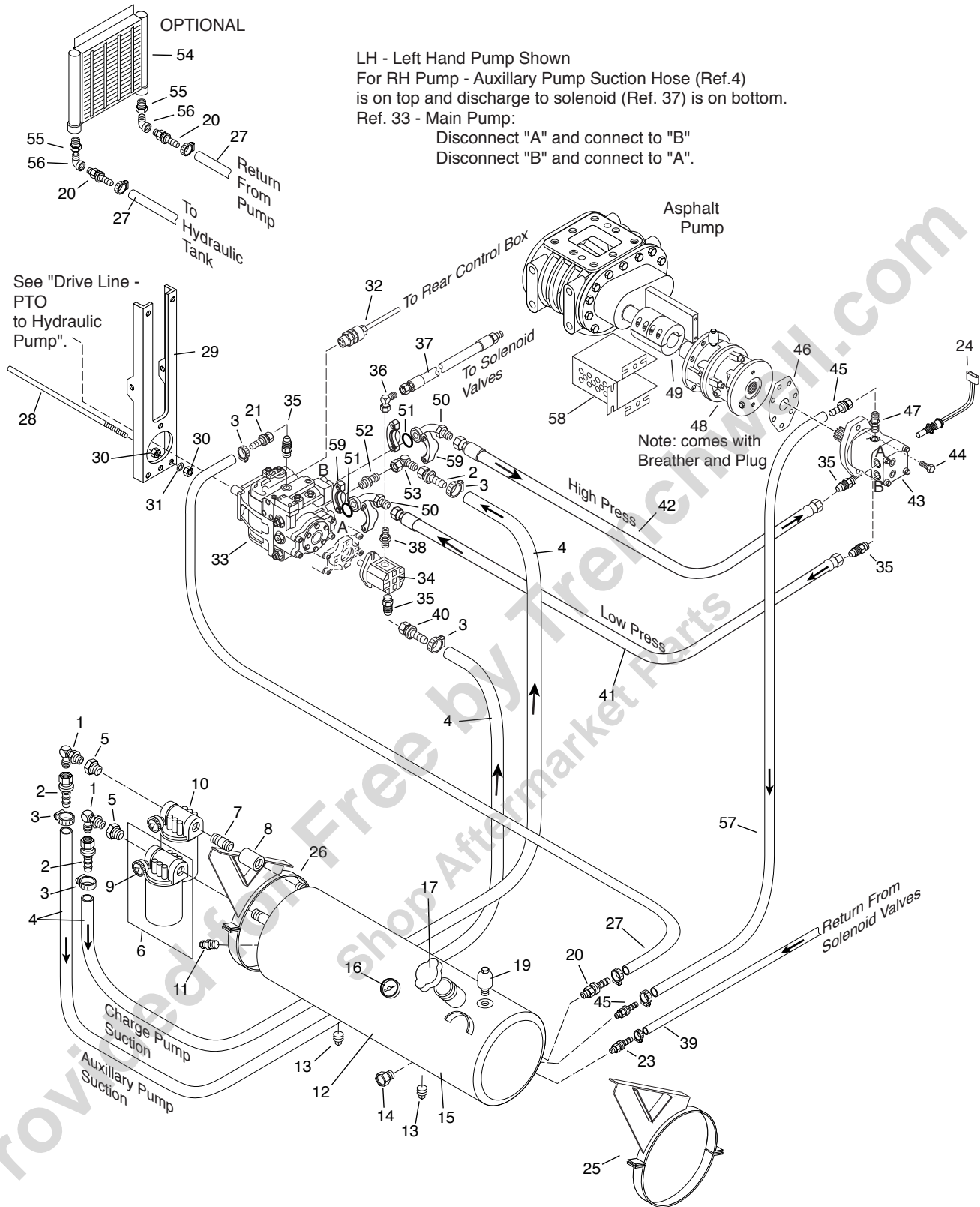


#1 Hydrostatic Drive System - PTO Driven - 90 Series
Planetary Gearbox Plumbed to Motor

REF	PART NO.	QTY	DESCRIPTION	REF	PART NO.	QTY	DESCRIPTION
1	6601135	2	Elbow-Hyd, 90, 16MP-16MJ	34	6602390	1	Pump-Aux, 0.68 CI, A Pad, Spline, LH
2	6601566	3	Hose End, 16-16FJX, ST		6602391	1	Pump-Aux, 0.68 CI, A Pad, Spline, RH
3	6000792	3	Clamp-Hose, Worm Dr., 1.06 to 2		6603432	1	Aux Pump for VB, 1.40CI, A Pad, Spline, LH
4	6601564	AR	Hose-Suction, 1" ID		6603436	1	Aux Pump for VB, 1.40CI, A Pad, Spline, RH
5	0215915	1	Bushing-Pipe, 1.25 x 1.00 NPT		7420255	1	Seal Kit
6	6602214	1	Filter-Vacumn, 10 Micron	35	9410205	4	Adapter-Hyd, ST, 12MB-12MJ
	7420244	1	Replacement Element	36	9410281	1	Elbow-Hyd, 90, 08FJX-08MJ
7	0219357	1	Nipple-1.25 x 2.00, CL	37	9250612	1	Hose Asm-LP (Specify Length)
8	0144066	1	Coupling-Pipe, 1.25 NPT	38	6600903	1	Adapter-Hyd, ST, 08MJ-10MB
9	7420042	1	Indicator	39	6600662	1	Hose-Push Lock, 0.50 (SpecifyLength)
10	6602801	1	Filter-Return Line, 1.25 NPT	40	6601812	1	Hose End, 16-12FJX, ST
	7420244	1	Element-Filter, 10 Micron	41	9250611	1	Hose Asm-LP, 12FJX-16FJX (Specify Length)
11	6600237	1	Switch-Thermo	42	9250610	1	Hose Asm-HP (Specify Length)
12	3321386	1	Tank Asm-Hyd, 12" x 55"	43	6603173	1	Motor-Motor-2.69 CI,w/Loop Flush
	3321905	1	Tank Asm-Hyd, 14" x 40"		6603219	1	Motor-Motor-2.1 CI,w/Loop Flush
13	0219301	4	Plug-Pipe, SqHd, 0.75 NPT	44	0180175	2	Screw-Hex, 1/2NC x 1 1/4, Gr 5
14	6600224	1	Plug-Eyesite, Oil	45	6600664	3	Hose End-08-08FJX, ST
15	3390605	1	Plate-Instruction, Oil Specifications	46	6603043	2	Adapter-Hydr,St,08MJ-04BSPP
16	6500039	1	Thermometer-2" Dial, 9" Dual	47	6600903	1	Adapter-Hydr, ST, 08MJ-10MB
17	3330026	1	Cap-Filler, Hydraulic Tank	48	7215209	1	Gasket-B Pad
18	6000233	1	Gasket-2.18", Leather	49	9410281	2	Elbow-Hyd, 90,08FJX-08MJ
19	6600223	1	Breather-Hydraulic Tank	50	6602261	2	Elbow-Hyd, 90, 16MJ-16FL, 62
20	6600647	1	Hose End-12 x 12MP, ST, LPSP	51	0274253	2	"O" Ring Tube Fitting, 1.50
21	6600648	3	Hose End-12 x 12FJX	52	9410233	1	Adapter-Hyd , ST, 16MB-16MJ
22	9402828	1	Elbow-Hyd, 45, 12MJ-12MP	53	9410285	1	Elbow-Hyd, 90, 16FJX-16MJ
23	6600663	3	Hose End-08 x 08MP, ST, LPSP	54	S352702	1	Cooler-Standard Oil
24	6410079	1	Gearbox-Planetary		6603944	1	Cooler-Heavy Duty Oil
25	3381296	1	Bracket Asm-Tank, Fuel, Hyd, 12", RH	55	0128003	2	Bushing-Pipe, 1.00 x 0.75NPT
	3381560	1	Bracket Asm-Tank, Fuel, Hyd, 14", RH	56	0141621	2	Elbow-Pipe, 90, ST, 0.75NPT
26	3381297	1	Bracket Asm-Tank, Fuel, Hyd, 12", LH	57	6604143	2	Hose-0.50
	3381561	1	Bracket Asm-Tank, Fuel, Hyd, 14", LH	58	3390730	1	Guard
27	6600646	2	Hose-Self Grip, 0.75 (Specify Length)	59	6445090	1	Coupling
28	6303119	1	Round-0.50 CR		PD11053	AR	Bolts
29	3321323	1	Support-Pump, 90 Series	60	3370323	1	Speed Pickup
30	0120378	2	Nut-Hex, 0.50 NC	61	6602624	2	Flange Kit-Split, 1", Code 62
31	0120384	2	Washer-Lock, 0.50				
32	3370558	1	Pump Stroker Cable Asm				AR = As Required
33	6603759	1	Pump-4.57, LH, EDC., A Pad, 5000PSI				
	6603758	1	Pump-4.57, RH, EDC., A Pad, 5000PSI				
	PD11584	1	Electronic Stroker (for Pumps 6603759 and 6603758)				
	6603761	1	Pump-6.1, LH, Ele., A Pad				
	6603760	1	Pump-6.1, RH, Ele., A Pad				
	20000248	1	Electronic Stroker (for Pumps 6603761 and 6603760)				
	7010097	1	A Pad Asm-Comp. (6602754 & 6602755)				
	7010092	1	Seal Kit (All Pumps)				
	7051172	1	Pilot Valve				

HYDROSTATIC SYSTEM

#2 Hydrostatic Drive System - PTO Driven - 90 Series Planetary Gearbox w/ Breather & Plug

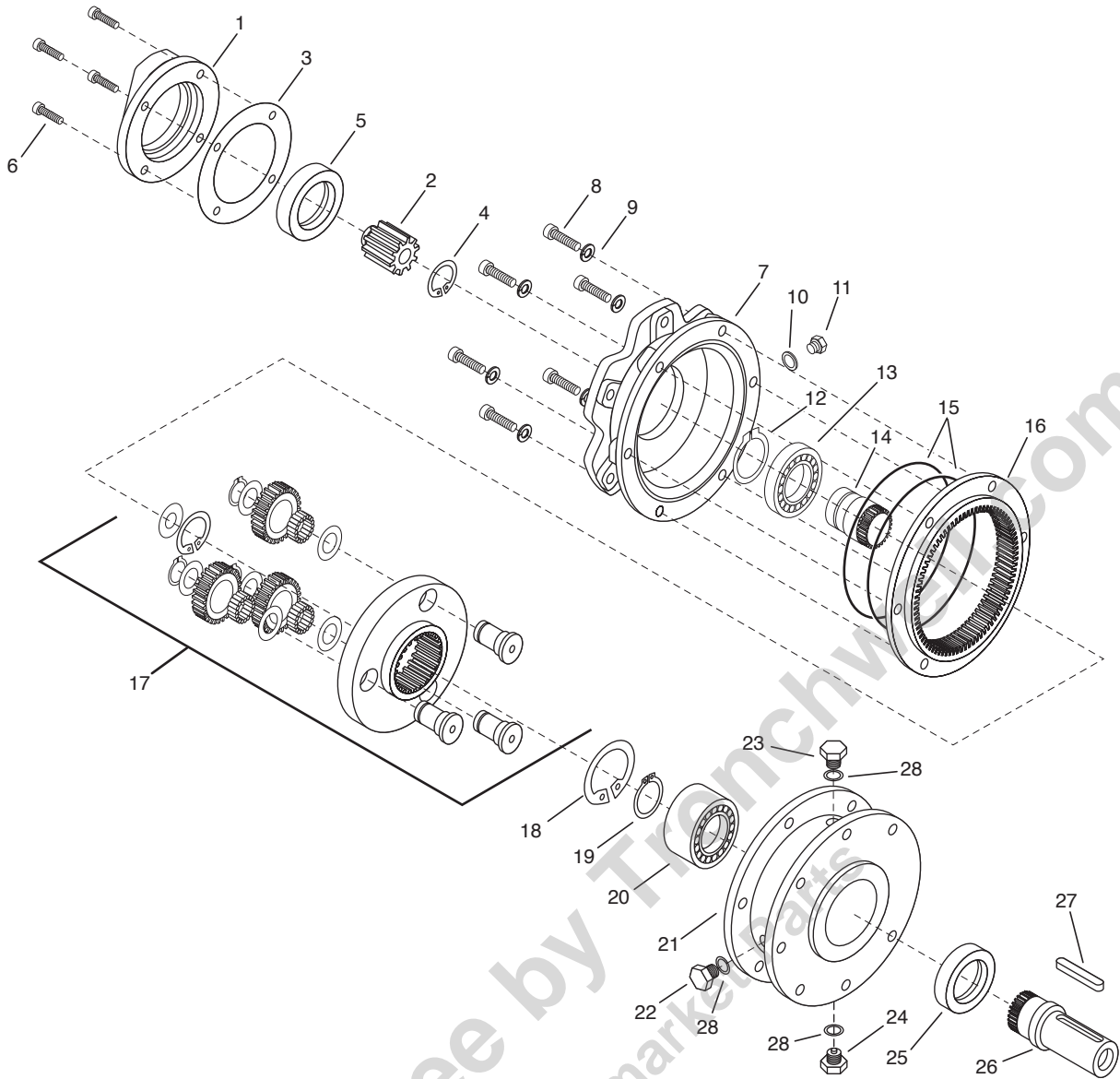


#2 Hydrostatic Drive System - PTO Driven - 90 Series
Planetary Gearbox w/ Breather & Plug

REF	PART NO.	QTY	DESCRIPTION	REF	PART NO.	QTY	DESCRIPTION
1	6601135	2	Elbow-Hyd, 90, 16MP-16MJ	36	9410281	1	Elbow-Hyd, 90, 08FJX-08MJ
2	6601566	3	Hose End, 16-16FJX, ST	37	9250612	1	Hose Asm-LP (Specify Length)
3	6000792	3	Clamp-Hose, Worm Dr., 1.06 to 2	38	6600903	1	Adapter-Hyd, ST, 08MJ-10MB
4	6601564	AR	Hose-Suction, 1" ID	39	6600662	1	Hose-Push Lock, 0.50 (Specify Length)
5	0215915	1	Bushing-Pipe, 1.25 x 1.00 NPT	40	6601812	1	Hose End, 16-12FJX, ST
6	6602214	1	Filter-Vacumn, 10 Micron	41	9250611	1	Hose Asm-LP, 12FJX-16FJX (Specify Length)
	7420244	1	Replacement Element	42	9250610	1	Hose Asm-HP (Specify Length)
7	0219357	1	Nipple-1.25 x 2.00, CL	43	6603173	1	Motor-Motor-2.69 CI,w/Loop Flush
8	0144066	1	Coupling-Pipe, 1.25 NPT		6603219	1	Motor-Motor-2.1 CI,w/Loop Flush
9	7420042	1	Indicator	44	0180175	2	Screw-Hex, 1/2NC x 1 1/4, Gr 5
10	6602801	1	Filter-Return Line, 1.25 NPT	45	6600664	2	Hose End-08-08FJX, ST
	7420244	1	Element-Filter, 10 Micron	46	7215209	1	Gasket-B Pad
11	6600237	1	Switch-Thermo	47	6600903	1	Adapter-Hydr, ST, 08MJ-10MB
12	3321386	1	Tank Asm-Hyd, 12" x 55"	48	6410079	1	Gearbox-Planetary
	3321905	1	Tank Asm-Hyd, 14" x 40"	49	6445090	1	Coupling
13	0219301	4	Plug-Pipe, SqHd, 0.75 NPT		PD11053	AR	Bolts
14	6600224	1	Plug-Eyesite, Oil	50	6602261	2	Elbow-Hyd, 90, 16MJ-16FL, 62
15	3390605	1	Plate-Instruction, Oil Specifications	51	0274253	2	O-Ring Tube Fitting, 1.50
16	6500039	1	Thermometer-2" Dial, 9" Dual	52	9410233	1	Adapter-Hyd, ST, 16MB-16MJ
17	3330026	1	Cap-Filler, Hydraulic Tank	53	9410285	1	Elbow-Hyd, 90, 16FJX-16MJ
18	6000233	1	Gasket-2.18", Leather	54	S352702	1	Cooler-Standard Oil
19	6600223	1	Breather-Hydraulic Tank		6603944	1	Cooler-Heavy Duty Oil
20	6600647	1	Hose End-12 x 12MP, ST, LPSP	55	0128003	2	Bushing-Pipe, 1.00 x 0.75NPT
21	6600648	3	Hose End-12 x 12FJX	56	0141621	2	Elbow-Pipe, 90, ST, 0.75NPT
22	9402828	1	Elbow-Hyd, 45, 12MJ-12MP	57	6604143	1	Hose-0.50
23	6600663	2	Hose End-08 x 08MP, ST, LPSP	58	3390730	1	Guard
24	3370323	1	Speed Pickup	59	6602624	2	Flange Kit-Split, 1", Code 62
25	3381296	1	Bracket Asm-Tank, Fuel, Hyd, 12", RH				AR = As Required
	3381560	1	Bracket Asm-Tank, Fuel, Hyd, 14", RH				
26	3381297	1	Bracket Asm-Tank, Fuel, Hyd, 12", LH				
	3381561	1	Bracket Asm-Tank, Fuel, Hyd, 14", LH				
27	6600646	2	Hose-Self Grip, 0.75 (Specify Length)				
28	6303119	1	Round-0.50 CR				
29	3321323	1	Support-Pump, 90 Series				
30	0120378	2	Nut-Hex, 0.50 NC				
31	0120384	2	Washer-Lock, 0.50				
32	3370558	1	Pump Stroker Cable Asm				
33	6603759	1	Pump-4.57, LH, EDC., A Pad, 5000PSI				
	6603758	1	Pump-4.57, RH, EDC., A Pad, 5000PSI				
	6603761	1	Pump-6.1, LH, Ele., A Pad				
	6603760	1	Pump-6.1, RH, Ele., A Pad				
	7010097	1	A Pad Asm-Comp. (6602754 & 6602755)				
	7010092	1	Seal Kit (All Pumps)				
	PD11584	1	Electronic Stroker (All Pumps)				
	7051172	1	Pilot Valve				
34	6602390	1	Pump-Aux, 0.68 CI, A Pad, Spline, LH				
	6602391	1	Pump-Aux, 0.68 CI, A Pad, Spline, RH				
	6603432	1	Aux Pump for VB, 1.40CI, A Pad, Spline, LH				
	6603436	1	Aux Pump for VB, 1.40CI, A Pad, Spline, RH				
	7420255	1	Seal Kit				
35	9410205	4	Adapter-Hyd, ST, 12MB-12MJ				

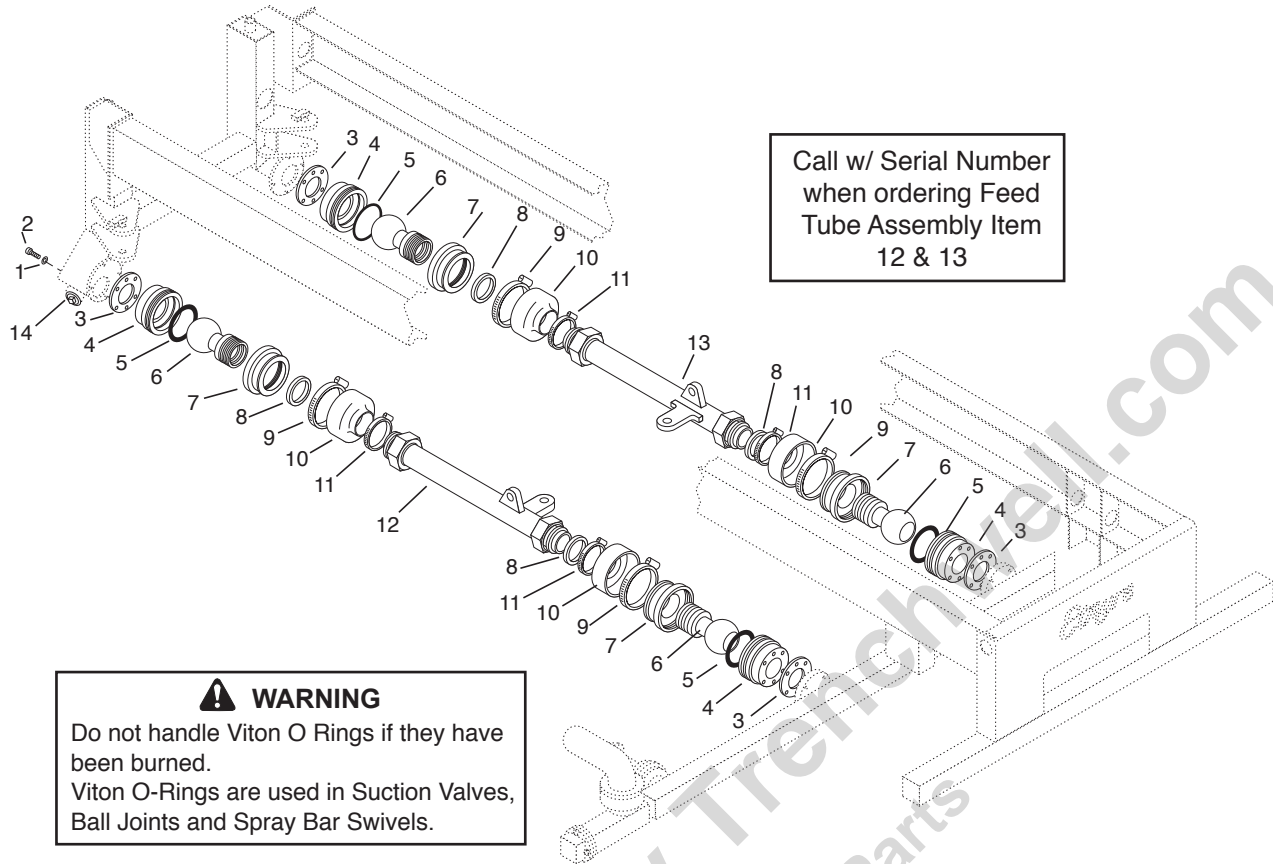
HYDROSTATIC SYSTEM

Planetary Gearbox - Asphalt Pump



REF	PART NO.	QTY	DESCRIPTION	REF	PART NO.	QTY	DESCRIPTION
1	7050310	1	Flange-SAE B	17	7050295	1	Planetary Gear Assembly (Includes Ref 3, 4, 5, 10, 12, 15, 18, 19, 25, 28)
2	7050311	1	Adapter-13T Spline		7050760	1	Seal Kit
3	7050312	1	Gasket-Input	18	7050284	1	Snap Ring-80mm
4	7050313	1	Snap Ring-50mm	19	7050285	1	Snap Ring-40mm
5	7050314	1	Lip Seal-60x85x10	20	7050282	1	Bearing
6	7050315	4	Bolt-Socket Hd,M12x30	21	7050280	1	Case-Output End
7	7050305	1	Flange-Input	22	7050289	1	Plug-Oil Level
8	7050306	6	Bolt-Socket Hd,M8x45	23	7050287	1	Plug-Vent
9	7050307	6	Washer	24	7050288	1	Plug-Magnetic
10	7050308	1	Washer	25	7050283	1	Seal-Oil
11	7050309	1	Plug	26	7050281	1	Shaft-Output
12	7050292	1	Snap Ring-60mm	27	7050286	1	Key-3/8x3/8x3
13	7050291	1	Bearing	28	7050290	1	Washer
14	7050301	1	Pinion				
15	7050293	2	O Ring				
16	7050299	1	Ring Gear				

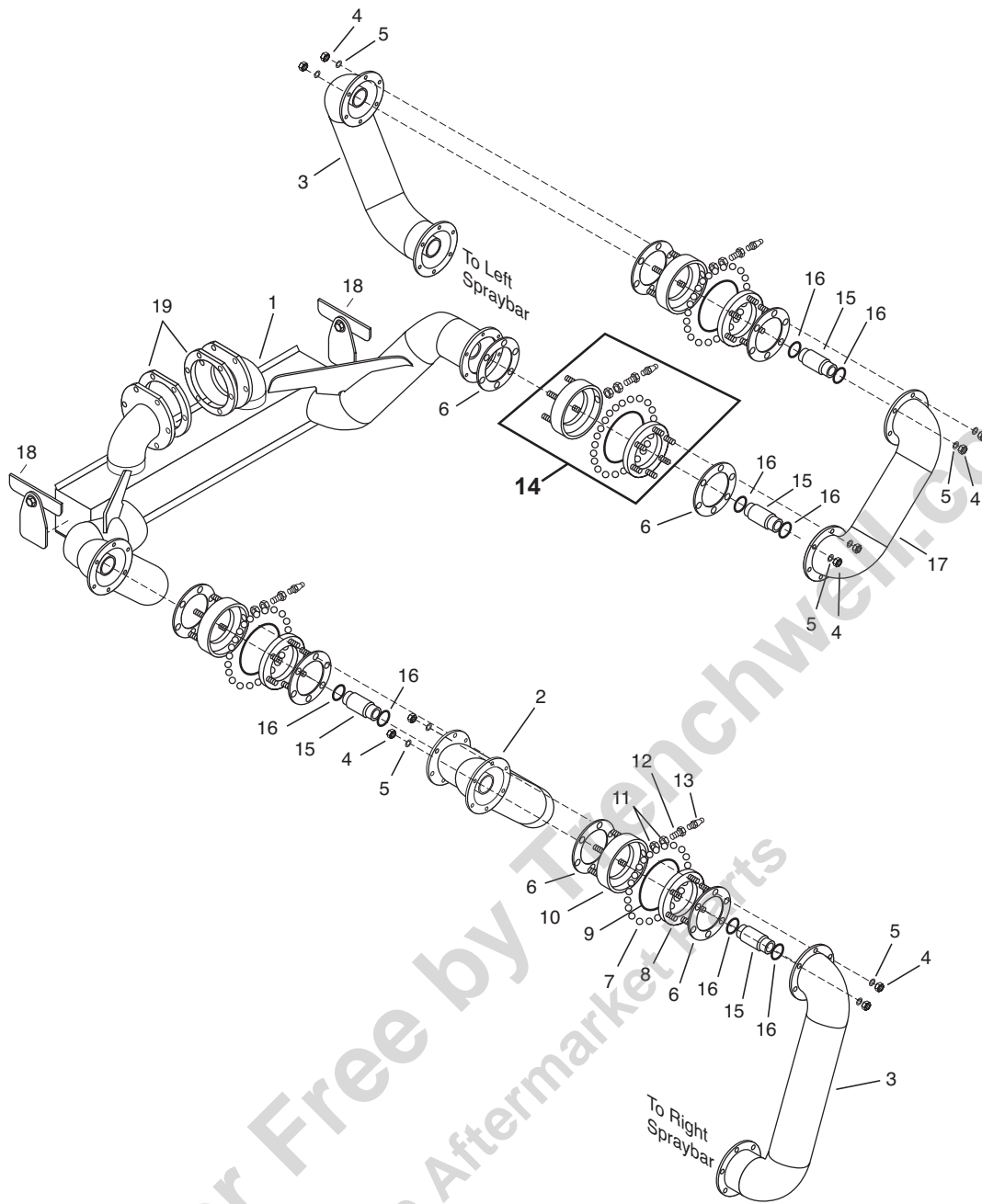
Spray Bar Feed Lines



⚠ WARNING
 Do not handle Viton O Rings if they have been burned.
 Viton O-Rings are used in Suction Valves, Ball Joints and Spray Bar Swivels.

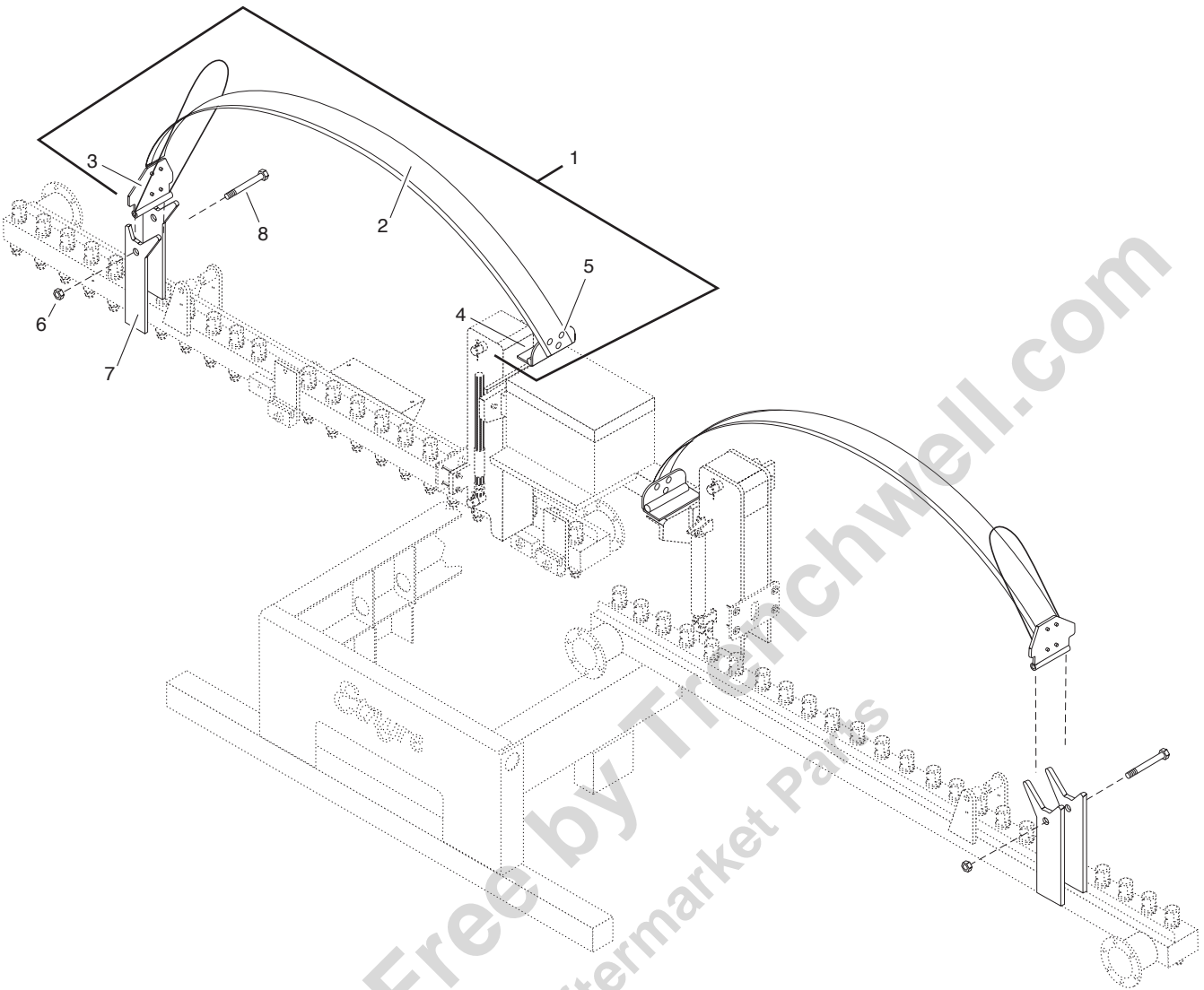
REF	PART NO.	QTY	DESCRIPTION	REF	PART NO.	QTY	DESCRIPTION
1	0120382	26	LockWasher, 0.38	12	3353061	1	Feed Tube Asm-Left (Call with Serial Number-To be used with 3342053 Drop Tube -40" - 42" frame)
2	0426370	8	Screw-Sock, 0.38NC x 1.00, PD		3353607	1	Feed Tube Asm-Left (Call with Serial Number-To be used with 3311936 Drop Tube - 39" - 41" frame)
3	3352614	4	Ball Nut Gasket		3353796	1	Feed Tube Asm-Left, Serial Number S4605 and up
4	3352610	4	Ball Case	13	3353062	1	Feed Tube Asm-Right (Call with Serial Number-To be used with 3342053 Drop Tube -40" - 42" frame)
5	6602670	4	O-Ring		3353608	1	Feed Tube Asm-Right (Call with Serial Number-To be used with 3311936 Drop Tube - 39" - 41" frame)
6	3361253	4	Ball		3353797	1	Feed Tube Asm-Right, Serial Number S4605 and up
7	3352611	4	Ball Nut	14	0219307	2	Plug-Pipe, SqHd, 1.50NPT, PN
8	6602235	4	Gasket, 2.75 x 3.13 x 3/32, Brass		7050756	1	Repair Kit-Dist. Line, (4) Req'd per Unit (Includes Ref 3, 5, 8-11)
9	6000872	4	Hose Clamp				
10	3352859	4	Boot				
	7050807	4	Velcro-Boot				
11	6000088	4	Hose Clamp, 2.50-3.50				

Spray Bar Feed Lines - Variable Width Spray Bar



REF	PART NO.	QTY	DESCRIPTION	REF	PART NO.	QTY	DESCRIPTION
1	3353783	1	Tube Asm-Center Weldment Standard	12	2740371	1	Grease Fitting
	3342251	1	Tube Asm-Center Weldment Heated	13	9411027	1	Grease Zerk
2	3342247	1	Tube Asm-Feed	14	7230219	4	Swivel Asm (Includes Ref 7-13)
3	3342092	2	Tube Asm-Feed		7050801	1	Kit-Swivel Overhaul
4	0120376	48	Nut-0.31NC, PD	15	3353483	4	Tube-Swivel, Inner
5	0120214	48	Lock Washer- 0.31, Spring, PD	16	6603149	12	O-Ring-Viton, 1.762 ID x .139 Thk
6	3352615	8	Gasket	17	3342095	1	Tube Asm-Elbow, Rt Bar
7	6000290	47	0.38 Steel Balls		3343158	1	Tube Asm-Elbow, Lt Bar
8	3352605	1	Plate Asm Outlet-3.5 Swivel	18	3353718	2	Manifold Support
9	6602669	1	O Ring, 5.5 OD x 0.25	19	3340515	2	Gasket-Flange
10	3352607	1	Plate Asm-Inlet, 3.5 Swivel				
11	0272123	2	Nut-Jam, 0.44NF, PD				

Poly Wire Routing - Variable Width Spray Bar

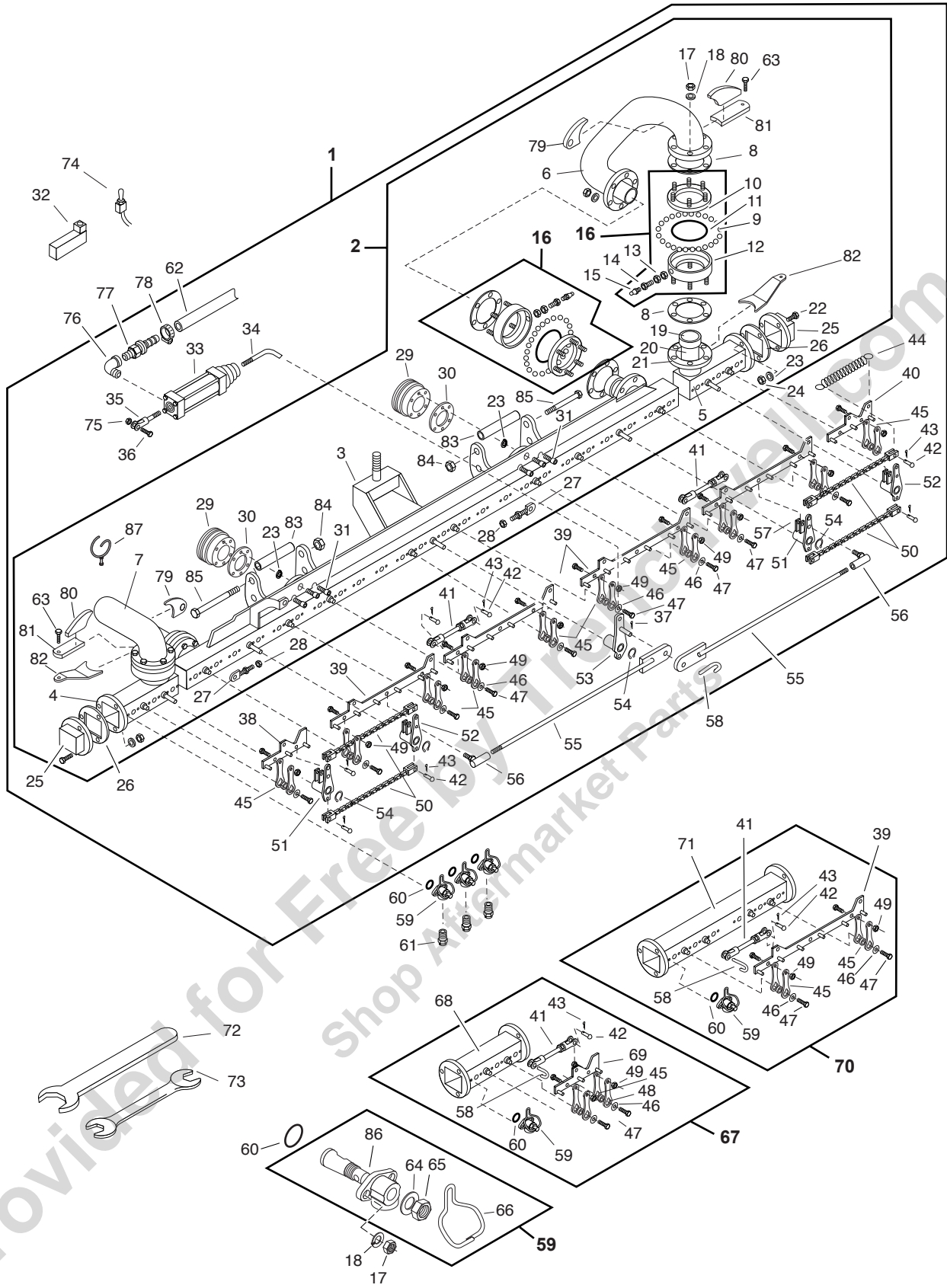


SPRAY SYSTEM

REF	PART NO.	QTY	DESCRIPTION	REF	PART NO.	QTY	DESCRIPTION
1	3353779	2	Hose Guide Asm <i>(Includes Ref 2-5, does not include 8)</i>				
2	3353775	2	Channel-Hose Guide, Poly				
3	3353778	2	Hinge Asm-Hose Guide				
4	3353784	2	Hinge Asm-Hose Guide				
5	4421181	14	Rivet-Pop, 0.187" x 0.687", 0.625"HD				
6	9411727	2	Nut-Hex, Lock, 0.50"NC. EA. PD				
7	3353773	4	Travel Limiter-Hinge				
8	6100443	2	Screw-Hex, 0.50NC x 6.5, GR8, PD				

Spray Bar Assembly - Gang On / Off Spray Control

SPRAY SYSTEM



Spray Bar Assembly Gang On/Off Spray Control

REF	PART NO.	QTY	DESCRIPTION	REF	PART NO.	QTY	DESCRIPTION
1	3353206	1	Spraybar Asm - 10' <i>(Includes Assemblies 2 & 16, & Ref 33-58, 62, 75-78)</i>	47	0121852	10	Screw, 0.38NC x 0.50 GR2, PD
2	3353204	1	Weld Asm - 10' <i>(Includes Assembly 16, & Ref 3-8, 17-31, 79-87)</i>	48	0133046	10	Machine Screw, 0.25 x 0.88, PD
3	3353205	1	Tube Asm - 8'	49	9410346	10	Lock Nut, 0.25NC, EA, PD
4	3353218	1	Stub Wing Asm - 1', LH	50	3352476	4	Chain Asm
5	3353219	1	Stub Wing Asm - 1', RH	51	3352812	2	Toggle Asm, RT
6	3353124	1	Hinge Asm, RH	52	3352811	2	Toggle Asm, LT
7	3353123	1	Hinge Asm, LH	53	3352844	1	Toggle Asm
8	3352615	8	Gasket	54	6000571	5	Retaining Ring
9	6000290	47*	Steel Balls	55	3352858	2	Rod Asm
10	3352605	1*	Plate Asm, Outlet	56	6100126	2	Balljoint, 0.44 NC
11	6602669	1*	O Ring, 5.5 OD x 0.25	57	9413947	2	Lock Nut, 0.44 NC, EA, PD
12	3352607	1*	Plate Asm, Inlet	58	3350708	1	Pull Pin
13	0272123	1*	Nut-Jam, 0.44NF, PD	59	3352743	30	Flip Valve Asm <i>(Includes Ref 64-66, 86)</i>
14	2740371	1*	Grease Fitting	60	6602895	30	O-Ring
15	9411027	1*	Grease Zerk	61		AR	Nozzle- <i>See Spray Bar Nozzle Chart for Part No.</i>
16	7230219	4	Swivel Asm <i>(Includes Ref 10-15)</i>	62	6600324	AR	Hose-0.38 Per Ft
	7050801	1	Overhaul Kit	63	0121913	2	Screw-Hex, 0.25NC x 1.25, GR2, PD
17	0120376	108	Nut, 0.31NC, PD	64	3351620	1	Washer
18	0120214	108	Lock Washer, 0.31, Spring, PD	65	6100246	1	Nut-Jam, Lock, 0.50NF
19	3352245	1	Part of Item 4 & 5	66	3352483	1	Flip Lever
20	3352595	1	Part of Item 4 & 5	67	7230224	1	Bar Extension - 1' <i>(Includes Ref 41-43, 45-49, 58-60, 68, 69)</i>
21	3352810	1	Part of Item 4 & 5	68	3352728	1	Tube Asm -1'
22	0180124	6	Screw, 0.38NC x 1.25, GR2, PD	69	3352751	1	Control Bar Asm - 1'
23	0120382	14	Lock Washer. 0.38, Spring, PD	70	7230225	1	Bar Extension - 2' <i>(Includes Ref 39, 41-43, 45-49, 58 60, 71)</i>
24	0120377	6	Nut, 0.38NC, PD	71	3352741	1	Tube Asm-2'
25	3352624	2	End Cap Asm	72	3380079	1	Union Wrench - 2"
26	3352592	2	Gasket	73	6000376	1	#5 Armstrong Wrench
27	3352591	2	Rod End Asm	74	6703410	1	Switch-Toggle, SPST, 2 Pos, Maint
28	0220088	4	Nut-1"	75	9413947	1	Lock Nut, 0.44NC, EA, PD
29	3352610	2	Ball Case	76	0105423	2	Elbow-Pipe, 90, ST, 0.25NPT
30	3352614	2	Gasket	77	6600305	2	Hose End-06 x 04MP, ST, LPSP
31	0426370	12	Allen Head Bolt, 0.38NC x 1.00	78	6000087	2	Hose Clamp-0.56 to 1.06
32	6604037	AR	Air Valve, 2 Pos, 4 Way, 12 VDC	79	3352387	2	Lug Asm-Spraybar Wing Raise
	6604038	AR	Coil	80	3352756	2	Gusset-Breakaway Arm, Spraybar
	7420231	AR	Gasket	81	3352685	2	Bracket-Relieving Device, Spraybar
	PD10680	AR	Repair Kit	82	3352260	2	Brace-Relieving Device, Spraybar
33	3360795	1	Cylinder Asm	83	3353132	2	Tube-Bar Latch
	7420220	1	Repair Kit	84	6100610	2	Nut-Hex, Lock 1/2NC
34	3320411	1	Connecting Link	85	9411727	2	Cap Screw-1/2UNC x 10.75, GR5
35	6600296	1	Yoke	86	*****	1	Body - <i>Part of Ref 59, Not Sold Separately</i>
36	0180151	1	Screw-Hex, 0.44NC x 1.75, GR5, PD	87	3380721	AR	Ring Asm-Hose Retainer, 2.25"
37	0137185	1	Cotter Pin. 0.12 x 1.00, PD		3380529	AR	Ring Asm-Hose Retainer, 3.25"
38	3352758	1	Control Bar Asm - 1' Section				AR = As Required
39	3352750	4	Control Bar Asm - Center				* Quantity Per Swivel
40	3352799	1	Control Bar Asm - 1' Section				NOTE: Spray Nozzles are NOT included with spray bar sections. Nozzles must be ordered separately
41	3350567	2	Adjusting Link Asm				
42	6000397	16	Rivet-Rd Hd, 0.25 x 0.88, Drilled				
43	0103374	16	Cotter Pin, 0.09 x 1.00, PD				
44	6001146	1	Extension Spring, 0.75 OD x 4.00				
45	2650637	20	Lever-Guide, Spraybar				
	2650636	10	Spacer-Guide Lever				
46	0120388	10	Flat Washer, 0.38				

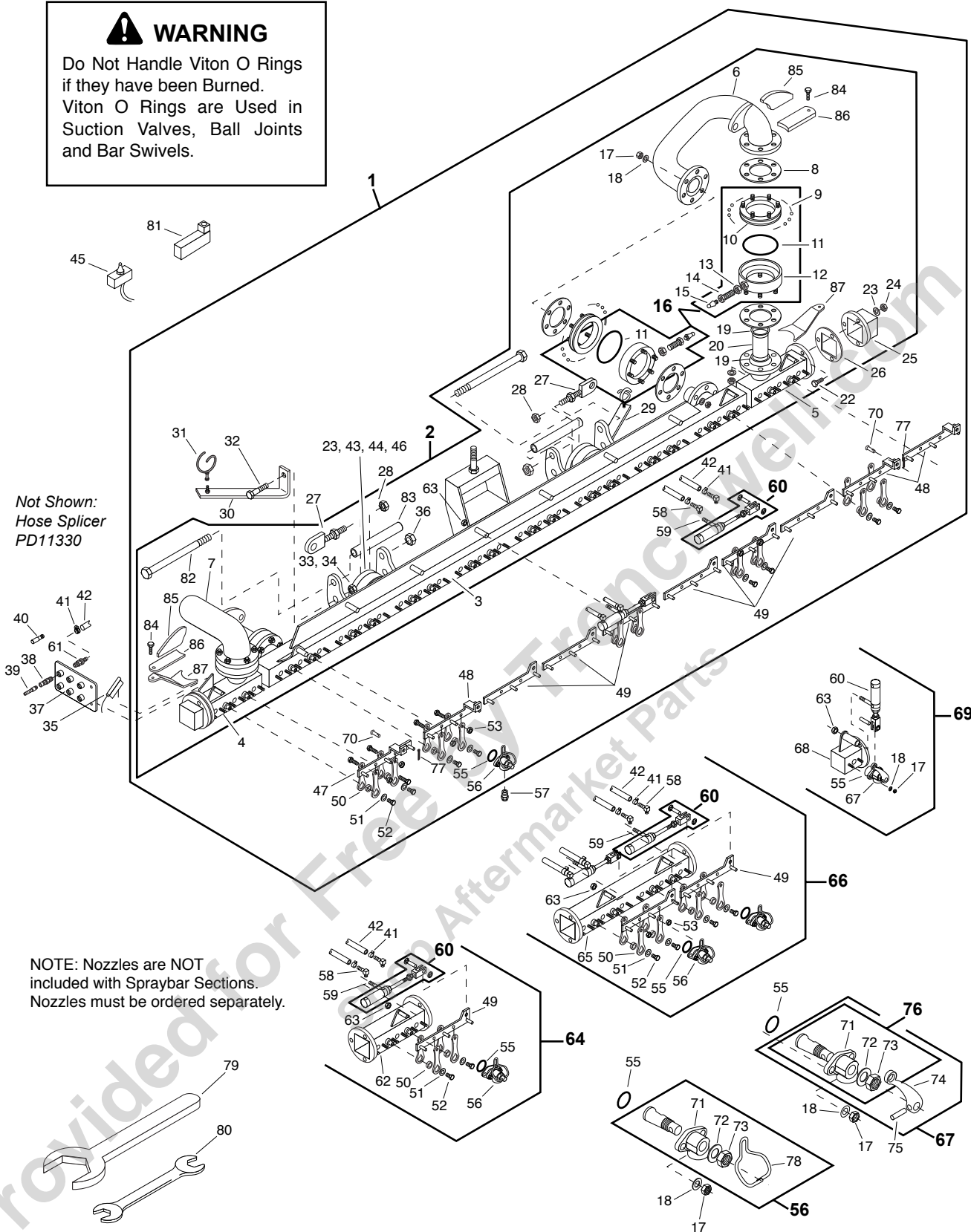
Spray Bar Assembly -

Spray Controlled in 1' Increments - Frame Mounted Air Valves

⚠ WARNING

Do Not Handle Viton O Rings if they have been Burned.
Viton O Rings are Used in Suction Valves, Ball Joints and Bar Swivels.

SPRAY SYSTEM

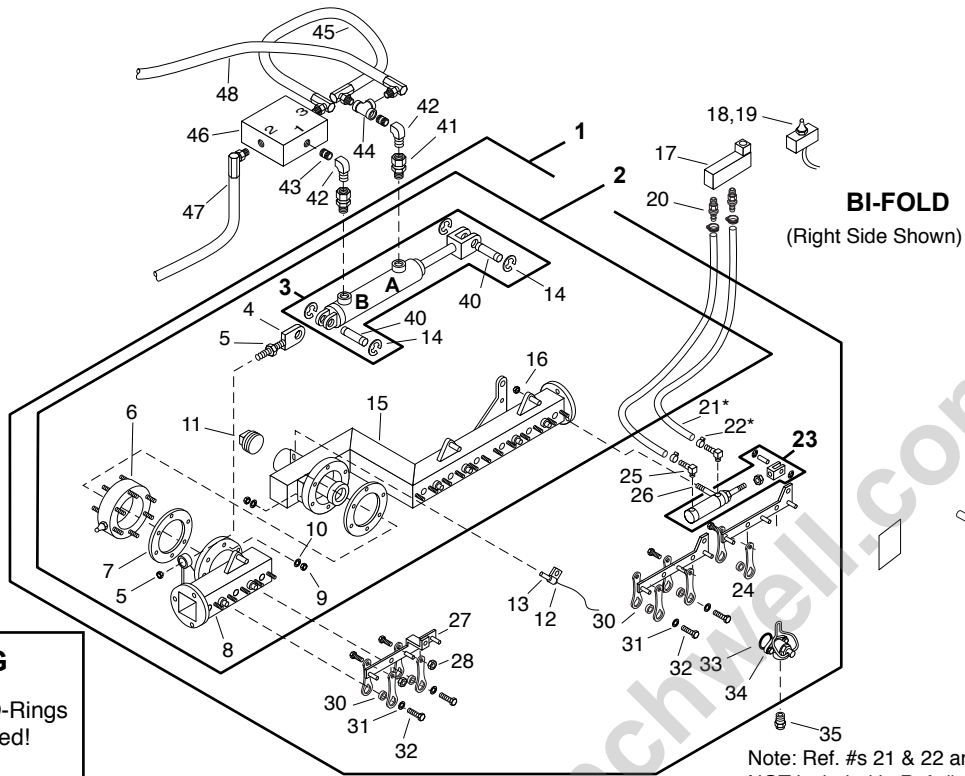


Spray Bar Assembly
Spray Controlled in 1' increments - Frame Mounted Air Valves

REF	PART NO.	QTY	DESCRIPTION	REF	PART NO.	QTY	DESCRIPTION
1	3353129	1	Spraybar 10' Asm, 1' Increments <i>(Includes Assemblies 2 & 16, & Ref 30-32, 41, 42, 47-56, 58-60, 70, 77)</i>	51	0120388	20	Flat Washer, 0.38
2	3353335	1	Spraybar 10' Weldment <i>(Includes Assembly 16, & Ref 3-8, 17-20, 22-29, 33, 34, 36, 43, 44, 46, 63, 82-84)</i>	52	0121852	20	Screw, 0.38NC x 0.50, GR2, PD
3	3353130	1	Center 8' Weldment	53	9413946	18	Lock Nut, 0.25NC, EA, PD
4	3353136	1	LH - 1' Stub Wing Asm	54	0133046	18	Machine Screw, 0.25 x 0.88, PD
5	3353134	1	RH - 1' Stub Wing Asm	55	6602895	30	O-Ring
6	3353124	1	RH Hinge Asm	56	3352743	30	Flip Valve Asm <i>(Includes Ref 71-73, 78)</i>
7	3353123	1	LH Hinge Asm	57		AR	Nozzle----- See Spray Bar Nozzle Chart on P.48 for Part No.
8	3352615	8	Gasket	58	6602242	20	Hose End, 0.19 Hose x 0.12MPT,90
9	6000290	47	0.38 Steel Balls	59	6100280	10	Eye Bolt, 0.31 x 2.5, PN
10	3352605	1	Plate Asm Outlet, 3.5 Swivel	60	6601768	10	Air Cylinder, 1.06 x 2.00
11	6602669	1	O Ring, 5.5 OD x 0.25		6602339	1	Rod Clevis
12	3352607	1	Plate Asm, Inlet, 3.5 Swivel	61	6602241	20	Hose End, 0.19 Hose x 0.12MPT, ST
13	0272123	1	Nut-Jam, 0.44NF, PD	62	3352693	1	Bar Asm - 1' Extension
14	2740371	1	Grease Fitting	63	9411638	10	Locknut, 0.31NC, EA, PD
15	9411027	1	Grease Zerk	64	7230378	AR	Spraybar Ext. 1', w/Air Vlvs 6604037 <i>(Includes Ref 41, 42, 49-56, 58-60, 62, 63)</i>
16	7230219	4	Swivel Asm <i>(Includes Ref 9-15)</i>		7230231	AR	Spraybar Ext. 1', w/o Vlvs <i>(Includes Ref 41, 42, 49-56, 58-60, 62, 63)</i>
	7050801	1	Overhaul Kit	65	3352697	1	Bar Asm - 2' Extension
17	0120376	108	Nut, 0.31NC, PD	66	7230379	AR	Spraybar Ext. 2', w/Air Vlvs 6604037 <i>(Includes Ref 41, 42, 49-56, 58-60, 63, 65)</i>
18	0120214	108	Lock Washer, 0.31, Spring, PD		7230230	AR	Spraybar Ext. 2', w/o Vlvs <i>(Includes Ref 41, 42, 49-56, 58-60, 63, 65)</i>
19	3352245	1	Part Of Item 4 & 5	67	3352731	1	Valve & Lever Asm - RH <i>(Includes Assembly 76, & Ref 74, 75)</i>
20	3352595	1	Part Of Item 4 & 5		3352740	1	Valve & Lever Asm - LH <i>(Includes Assembly 76, & Ref 74, 75)</i>
21	3352810	1	Part Of Item 4 & 5	68	3352732	1	Tube Asm - RH
22	0180124	6	Screw, 0.38NC x 1.50, GR2, PD		3352735	1	Tube Asm -LH
23	0120382	14	Lock Washer, 0.38, Spring, PD	69	3352733	1	Marker Asm - RH <i>(Includes Ref 17, 18, 55, 60, 63, 67, 68)</i>
24	0120377	6	Nut, 0.38NC PD		3352734	1	Marker Asm - LH <i>(Includes Ref 17, 18, 55, 60, 63, 67, 68)</i>
25	3352624	2	End Cap Asm	70	6000397	2	Rivet-RdHd, 0.25 x 0.88, Drilled
26	3352592	2	Gasket	71		1	Body - Part of Ref 56 & 76, Not Sold Separately
27	3352591	2	Rod End Asm	72	3351620	1	Washer
28	0220088	4	Nut-1"	73	6100246	1	Jam Lock Nut, 0.50NF
29	3352854	1	Hose Hook Bracket, RH	74	3350455	1	Lever
30	3352855	1	Hose Hook Bracket, LH	75	0443139	1	Grooved Pin, 0.16 x 0.75, E, PD
31	3380529	AR	Hose Ring Asm, 3.25"	76	3352730	1	Valve Asm - RH <i>(Includes Ref 71-73)</i>
	3380721	AR	Hose Ring Asm, 2.25"		3352736	1	Valve Asm - LH <i>(Includes Ref 71-73)</i>
32	0122433	2	Screw, 0.50NC x 1.50, GR2, PD	77	0103374	2	Cotter Pin, 0.09 x 1.00, PD
33	0120378	2	Nut, 0.50NC, PD	78	3352483	1	Flip Lever
34	0120384	2	Lock Washer, 0.50, Spring, PD	79	3380079	1	Union Wrench - 2"
35	6702533	2	Mercury Switch	80	6000376	1	#5 Armstrong Wrench
36	9411727	2	Nut-Hex, Lock 1/2NC	81	6604037	AR	Air Valve, 2 Pos, 4 Way, 12 VDC
37	3361231	2	Bracket Asm (6)		6604038	AR	Coil
	3361226	2	Bracket Asm (12)		7420231	AR	Gasket
38	6602243	AR	Quick Coupler, Mini, 0.12MPT		PD10680	AR	Repair Kit
39	6602244	AR	Nipple, 0.19		6601456	AR	End Plate Kit
40	6604759	AR	BRASSDummy Plug	82	6100610	2	Cap Screw-1/2UNC x 10.75, Gr 5
41	3353302	AR	Dummy Plug	83	3353132	2	Tube-Bar Latch
42	6001005	20	Hose Clamp, Screw Type, M5	84	0121913	2	Screw-Hex, 0.25NC x 1.25, GR2, PD
43	6309255	AR	Hose, 0.19 ID/Ft.	85	3352756	2	Gusset-Breakaway Arm, Spraybar
44	3352610	2	Ball Case	86	3352685	2	Bracket-Relieving Device, Spraybar
45	3352614	2	Gasket	87	3352260	2	Brace-Relieving Device, Spraybar
46	6703151	1	Toggle Switch, DPDT				
47	0426370	8	Allen Head Bolt, 0.38NC x 1.00				
48	3352753	1	Buss Bar Asm, Left End				
49	3352581	3	Buss Bar Asm, RT Hinge Section				
50	3352754	6	Buss Bar Asm				
	2650637	40	Lever-Guide, Spraybar				
	2650636	20	Spacer-Guide Lever				

SPRAY SYSTEM

Spray Bar Assembly - Multiple Folding Wings

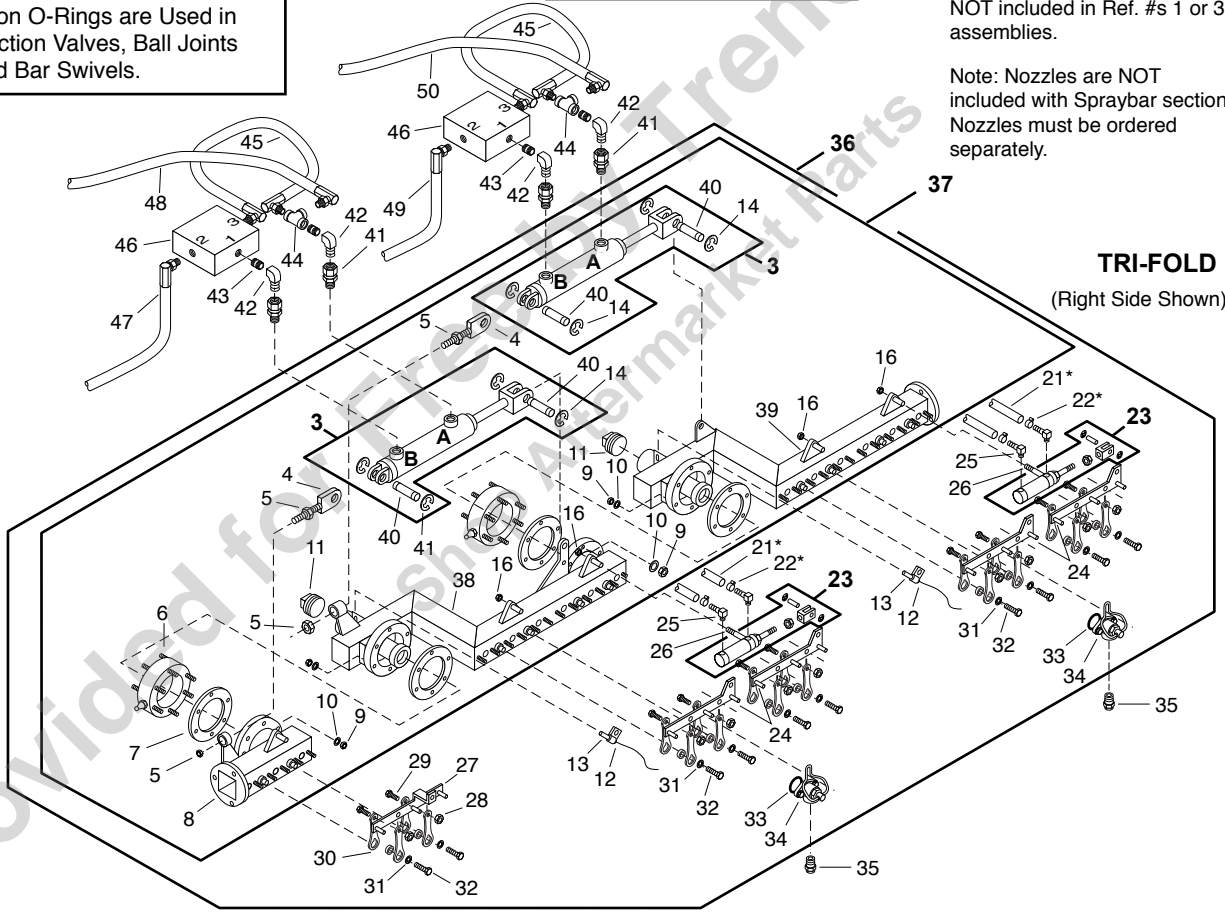


WARNING
Do Not Handle Viton O-Rings if they have been Burned!

Viton O-Rings are Used in Suction Valves, Ball Joints and Bar Swivels.

Note: Ref. #s 21 & 22 are NOT included in Ref. #s 1 or 36 assemblies.

Note: Nozzles are NOT included with Spraybar sections. Nozzles must be ordered separately.



TRI-FOLD
(Right Side Shown)

Spray Bar Assembly Multiple Folding Wings

REF	PART NO.	QTY	DESCRIPTION	REF	PART NO.	QTY	DESCRIPTION
1	7230389	1	Bi-Fold Complete, RH <i>(Includes Assemblies 2 & 3, & Ref 12, 13, 23-34)</i>	29	0133046	AR	Machine Screw, 0.25 x 0.88
	7230390	1	Bi-Fold Complete, LH <i>(Includes Assemblies 2 & 3, & Ref 12, 13, 23-34)</i>	30	2650637	AR	Lever-Guide, Spraybar
2	3353285	1	Bi-Fold Bare, RH <i>(Includes Assembly 3, & Ref 4-11, 15, 16)</i>		2650636	AR	Spacer-Guide Lever
	3353286	1	Bi-Fold Bare, LH <i>(Includes Assembly 3, & Ref 4-11, 15, 16)</i>	31	0120388	AR	Flat Washer-0.38
3	6602011	AR	Hyd Cylinder-1.50 x 8.00 <i>(Includes Ref 14, 40)</i>	32	0121852	AR	Screw-0.38NC x 0.50
	7420232	1	Seal Kit	33	6602895	AR	O-Ring
	7420276	1	Repair Kit	34	3352743	AR	Flip Valve Asm
4	3352627	AR	Cylinder Mtg Asm (Thru S/N 3771)	35		AR	Nozzle----- See Spray Bar Nozzle Chart on P.48 for Part No.
	3353562	AR	Cylinder Mtg Asm (From S/N 3772)	36	7230397	1	Tri-Fold Complete, RH <i>(Includes Assemblies 3 & 37, & Ref 12, 13, 23-34)</i>
5	0426897	AR	Nut-Jam, 0.75NC (Thru S/N 3771)		7230398	1	Tri-Fold Complete, LH <i>(Includes Assemblies 3 & 37, & Ref 12, 13, 23-34)</i>
	9416331	AR	Nut-Jam, 1" NC (From S/N 3772)	37	3353283	1	Tri-Fold, Bare Complete, RH <i>(Includes Assembly 3, & Ref 4-11, 16, 38, 39)</i>
6	7230219	AR	Swivel Asm		3353282	1	Tri-Fold, Bare Complete, LH <i>(Includes Assembly 3, & Ref 4-11, 16, 38, 39)</i>
7	3352615	AR	Gasket	38	3352648	1	Inner Wing, 2', RH (Thru S/N 3771)
8	3352646	1	Wing Bare-1', LH (Thru S/N 3771)		3352645	1	Inner Wing, 2', LH (Thru S/N 3771)
	3352649	1	Wing Bare-1', RH (Thru S/N 3771)		3353571	1	Inner Wing, 2', RH (From S/N 3772)
	3353567	1	Wing Bare-1', LH (From S/N 3772)		3353570	1	Inner Wing, 2', LH (From S/N 3772)
	3353572	1	Wing Bare-1', RH (From S/N 3772)	39	3353278	1	Outer Wing, Bare - 2', RH
9	0120376	AR	Nut-0.31NC		3353279	1	Outer Wing, Bare - 2', LH
10	0120214	AR	Lock Washer-0.31	40	7420278	2	Pin
11	0219309	AR	Pipe Plug, SqHd, 2.00NPT	41	9409286	AR	Adapter-Hyd,St,04FP-06MB
12	3370278	AR	Harness Asm-Mercury Switch	42	0454109	AR	Elbow-Auto,90,04FP-04MP
13	6702533	AR	Mercury Switch	43	6200891	AR	Nipple-Pipe,Sch 80,1/4 x 7/8
14	7420279	4	Snap Ring	44	0105417	AR	Tee-Pipe, 1/4 NPT, PN
15	3352644	1	Outer Wing Bare-2', LH	45	3361687	AR	Hose Asm-04 x 16.5,4MPX90-4MPX90
	3352647	1	Outer Wing Bare-2', RH	46	6601828	AR	Valve-Check, Pilot Operated, 1/4"
16	9411638	AR	Lock Nut-0.31NC	47	3361215	AR	Hose Asm-RH, Inner Wing, "B" Port
17	6604037	AR	Air Valve, 2 Pos, 4 Way, 12 VDC		3361217	AR	Hose Asm-LH, Inner Wing, "B" Port
	6604038	AR	Coil	48	3361214	AR	Hose Asm-RH, Inner Wing, "A" Port
	7420231	AR	Gasket		3361216	AR	Hose Asm-LH, Inner Wing, "A" Port
	PD10680	AR	Repair Kit	49	3361681	AR	Hose Asm-RH, Outer Wing, "B" Port
18	6703151	AR	Toggle Switch, DPDT (1/ft of bar)		3361683	AR	Hose Asm-LH, Outer Wing, "B" Port
19	6701897	AR	Switch-Toggle, DPDT, 3 Pos, MOM (1/folding section)	50	3361680	AR	Hose Asm-RH, Outer Wing, "A" Port
20	6602575	AR	Hose End-03 x 04MP		3361682	AR	Hose Asm-LH, Outer Wing, "A" Port
21*	6309255	AR	Hose-0.19 ID/Ft.				*Note: Ref. 21 & 22 are NOT included in assemblies Ref. 1 or 36
22*	6001005	AR	Hose Clamp, Screw Type, M5				AR = As Required
23	6601768	AR	Air Cylinder, 1.06 x 2.00				
	6602339	1	Clevis-Rod				
24	3352754	AR	Buss Bar Asm				
25	6602242	AR	Hose End-0.19 Hose x 0.12MPT, 90				
26	6100280	AR	Eye Bolt-0.31 x 2.50				
27	3352753	1	Buss Bar Asm (Used on LT Side Only)				
	3352581	1	Buss Bar Asm (Used on RT. Side Only)				
28	9413946	AR	Lock Nut-0.25NC				

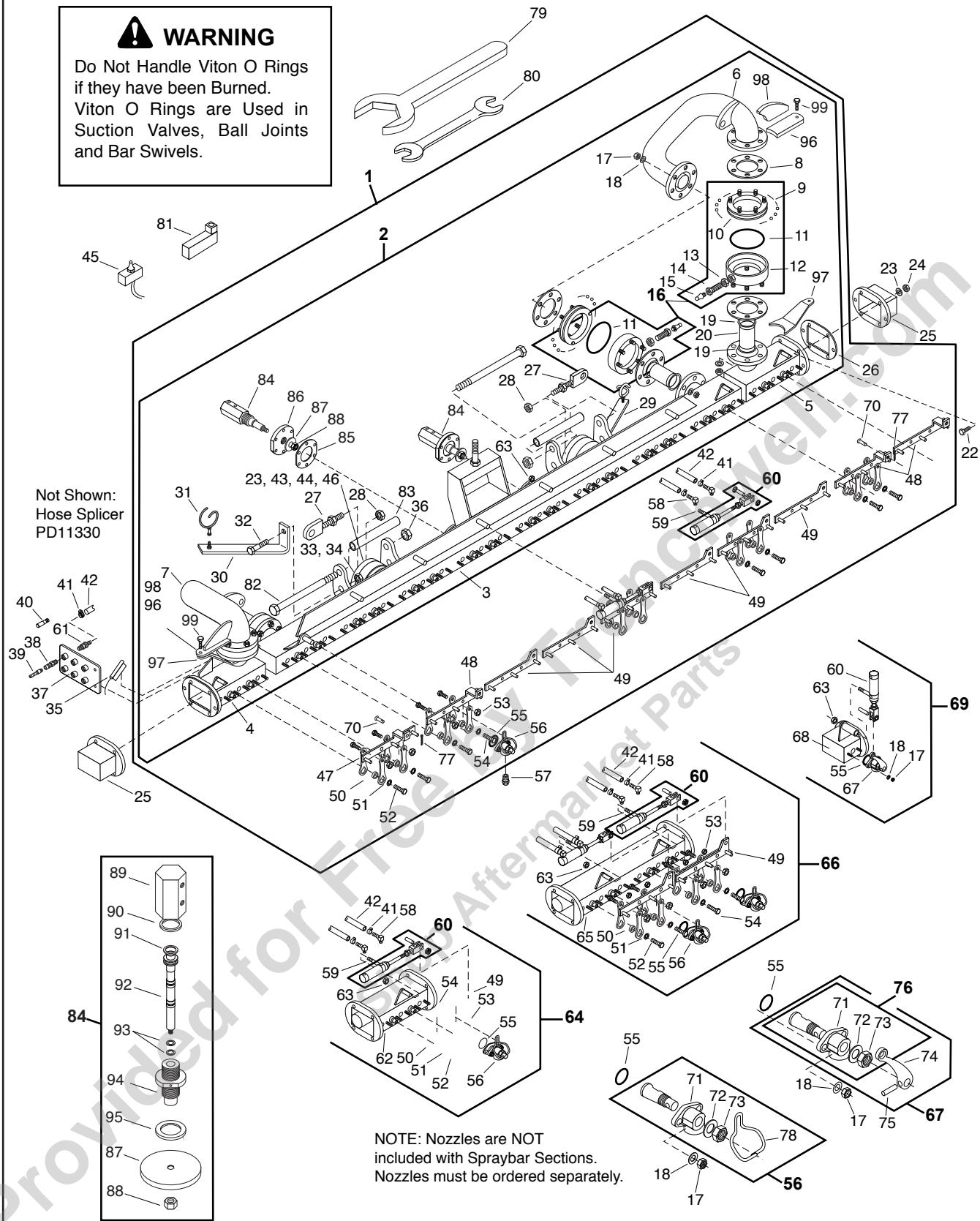
For Wiring Harness Required,
Refer to Wiring Schematic 9302346
In the ELECTRICAL Section

Spray Bar Assembly - 5 x 3 Big Bar

Spray Controlled in 1' Increments - Frame Mounted Air Valves

WARNING
 Do Not Handle Viton O Rings if they have been Burned.
 Viton O Rings are Used in Suction Valves, Ball Joints and Bar Swivels.

SPRAY SYSTEM



Not Shown:
 Hose Splicer
 PD11330

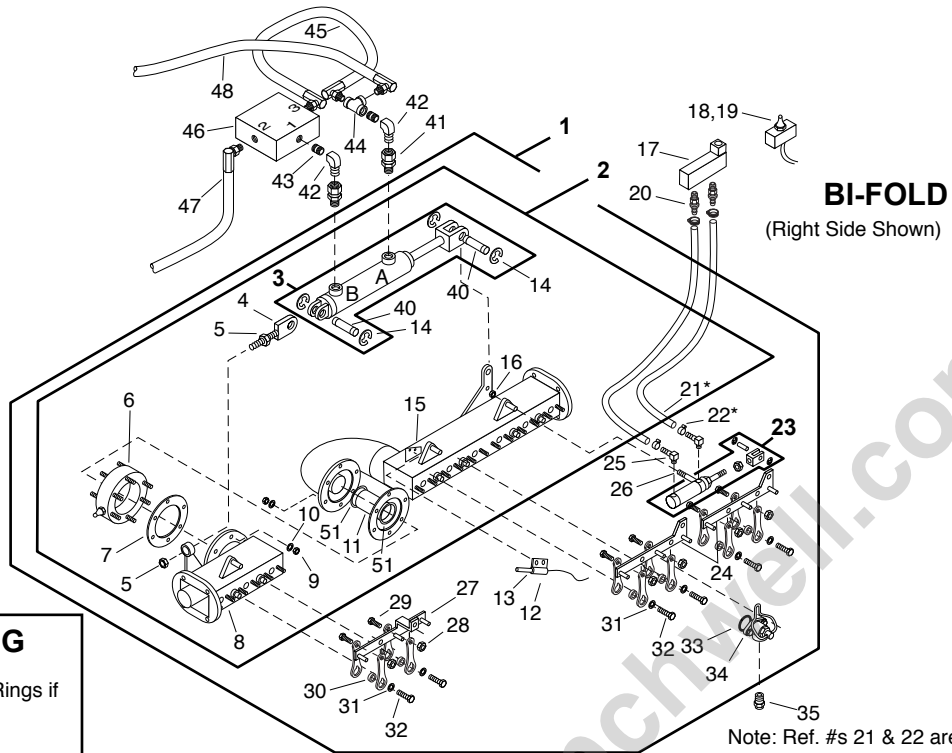
NOTE: Nozzles are NOT included with Spraybar Sections. Nozzles must be ordered separately.

Spray Bar Assembly - 5 x 3 Big Bar
Spray Controlled in 1' increments - Frame Mounted Air Valves

REF	PART NO.	QTY	DESCRIPTION	REF	PART NO.	QTY	DESCRIPTION
1	3353635	1	Spraybar 10' Asm.	53	9413946	18	Lock Nut, 0.25NC ,EA, PD
	3353756	1	Spraybar 10' Leak Free FR	54	0133046	18	Machine Screw, 0.25 x 0.88, PD
	<i>(Includes Assemblies 2 & 16, & Ref 41, 42, 47-56, 58-60, 70, 77)</i>			55	6602895	30	O-Ring
2	3353630	1	Spraybar 10' Weldment -Incl Lift Cyls	56	3352743	30	Flip Valve Asm <i>(Includes Ref 71-73, 78)</i>
	<i>(Includes Assembly 16, & Ref 3-8, 17-20, 23, 26-34, 36, 43, 44, 46, 63, 82-88, 96-98)</i>			57		AR	Nozzle----- See Spray Bar Nozzle Chart on P.48 for Part No.
	3353742	1	Spraybar 10' Weldment-Leak Free FR	58	6602242	20	Hose End, 0.19 Hose x 0.12MPT, 90
	<i>(Includes Assembly 16, & Ref 3-8, 17-20, 23, 27-34, 36, 43, 44, 46, 63, 82-88, 96-98)</i>			59	6100280	10	Eye Bolt, 0.31 x 2.5, PN
3	3353631	1	Center 8' Weldment	60	6601768	10	Air Cylinder, 1.06 x 2.00
4	3353525	1	LH - 1' Stub Wing Asm		6602339	1	Rod Clevis
	3353743	1	LH - 1' Stub Wing Asm FR	61	6602241	20	Hose End, 0.19 Hose x 0.12MPT, ST
5	3353545	1	RH - 1' Stub Wing Asm	62	3353522	1	Bar Asm - 1' Extension
	3353753	1	RH - 1' Stub Wing Asm FR	63	9411638	10	Locknut, 0.31NC, EA, PD
6	2650723	1	RH Hinge Asm	64	7050675	AR	Spraybar Ext. 1', w/o Vlvs <i>(Includes Ref 41, 42, 49-56, 58-60, 62, 63)</i>
	3353751	1	RH Hinge Asm FR	65	3353528	1	Bar Asm - 2' Extension
7	2650725	1	LH Hinge Asm	66	7050676	AR	Spraybar Ext. 2', w/o Vlvs <i>(Includes Ref 49-56, 58-60, 41, 42, 63, 65)</i>
	3353748	1	LH Hinge Asm FR	67	3352731	1	Valve & Lever Asm - RH <i>(Includes Assembly 76, & Ref 74)</i>
8	3352615	8	Gasket		3352740	1	Valve & Lever Asm - LH <i>(Includes Assembly 76, & Ref 74)</i>
9	6000290	47	0.38 Steel Balls	68	3353612	1	Tube Asm - RH
10	3352605	1	Plate Asm Outlet, 3.5 Swivel		3353611	1	Tube Asm -LH
11	6602669	1	O Ring, 5.5 OD x 0.25	69	3353614	1	Marker Asm - RH <i>(Includes Ref 17, 18, 55, 60, 63, 67, 68)</i>
12	3352607	1	Plate Asm, Inlet, 3.5 Swivel		3353613	1	Marker Asm - LH <i>(Includes Ref 17, 18, 55, 60, 63, 67, 68)</i>
13	0272123	1	Nut-Jam, 0.44NF, PD	70	6000397	2	Rivet-RdHd, 0.25 x 0.88, Drilled
14	2740371	1	Grease Fitting	71		1	Body - Part of Ref 56 & 76, Not Sold Separately
15	9411027	1	Grease Zerk	72	3351620	1	Washer
16	7230219	4	Swivel Asm <i>(Includes Ref 9-15)</i>	73	6100246	1	Jam Lock Nut, 0.50NF
	7050801	1	Overhaul Kit	74	3350455	1	Lever <i>(Includes Ref 71-73)</i>
17	0120376	108	Nut, 0.31NC, PD	75	0443139	1	Grooved Pin, 0.16 x 0.75, E, PD
18	0120214	108	Lock Washer, 0.31, Spring, PD	76	3352730	1	Valve Asm - RH <i>(Includes Ref 71-73)</i>
19	6603149	8	O-Ring-1.762 ID x .139 Thk		3352736	1	Valve Asm - LH <i>(Includes Ref 71-73)</i>
20	3353483	4	Tube-Swivel, Inner	77	0103374	2	Cotter Pin, 0.09 x 1.00, PD
21	3352810	1	Part Of Item 4 & 5	78	3352483	1	Flip Lever
22	0180124	8	Screw, 0.38NC x 1.50, GR2, PD	79	3380079	1	Union Wrench - 2"
23	0120382	18	Lock Washer, 0.38, Spring, PD	80	6000376	1	#5 Armstrong Wrench
24	0120377	8	Nut, 0.38NC PD	81	6604037	AR	Air Valve, 2 Pos, 4 Way, 12 VDC
25	3353530	1	End Cap Asm (RH)		6604038	AR	Coil
	3353811	1	End Cap Asm (LH)		7420231	AR	Gasket
26	3353593	2	Gasket		PD10680	AR	Repair Kit
27	3352591	2	Rod End Asm	82	6100610	2	Cap Screw-1/2UNC x 10.75, Gr 5
28	0220088	4	Nut-1"	83	3353132	2	Tube-Bar Latch
29	3352854	1	Hose Hook Bracket, RH	84	3353620	1	Poppet Valve Asm <i>(Includes Ref 87-95)</i>
30	3352855	1	Hose Hook Bracket, LH	85	3353626	1	Gasket-Flange, Balance Valve
31	3380529	AR	Hose Ring Asm, 3.25"	86	3353625	1	Flange-Balance Valve
	3380721	AR	Hose Ring Asm, 2.25"	87	3353623	1	Plunger-Poppet Valve
32	0122433	2	Screw, 0.50NC x 1.50, GR2, PD	88	0120375	1	Nut-Hex, 1/4-20UNC
33	0120378	2	Nut, 0.50NC, PD	89	3353617	1	Cap-Valve, Asphalt, Long Stroke
34	0120384	2	Lock Washer, 0.50, Spring, PD	90	6602995	1	O-Ring-.612 ID x .103 Width, Viton
35	6702533	2	Mercury Switch	91	6602996	1	O-Ring-.984 ID x .139 Width, Viton
36	9411727	2	Nut-Hex, Lock 1/2NC	92	3353619	1	Rod-Valve, Long Stroke Poppet
37	3361231	2	Bracket Asm (6)	93	6603418	2	O-Ring-.299 ID x .103 Width, Viton
	3361226	2	Bracket Asm (12)	94	3353618	1	Tube-Valve, Long Stroke Poppet
38	6602243	AR	Quick Coupler, Mini, 0.12MPT	95	6602997	1	O-Ring-.924 ID x .116 Width, Viton
39	6602244	AR	Nipple, 0.19	96	3353313	2	Bracket-Relieving Device
40	3353302	AR	Dummy Plug		3352685	2	Bracket-Relieving Device, FR
	6604759	AR	BRASS Dummy Plug	97	3353312	2	Brace-Relieving Device
41	6001005	20	Hose Clamp, Screw Type, M5		3352260	2	Brace-Relieving Device, FR
42	6309255	AR	Hose, 0.19 ID/Ft.	98	3353546	2	Brace-Relieving Device
43	3352610	2	Ball Case		3352756	2	Gusset-Breakaway Arm, FR
44	3352614	2	Gasket	99	0122027	2	Screw-Hex, .313" NC x 1.25", Gr2, PD
45	6703151	1	Toggle Switch, DPDT				
46	0426370	8	Allen Head Bolt, 0.38NC x 1.00				
47	3352753	1	Buss Bar Asm, Left End				
48	3352581	3	Buss Bar Asm, RT Hinge Section				
49	3352754	6	Buss Bar Asm				
50	2650637	AR	Lever-Guide, Spraybar				
	2650636	AR	Spacer-Guide Lever				
51	0120388	20	Flat Washer, 0.38				
52	0121852	20	Screw, 0.38NC x 0.50, GR2, PD				

Specify Unit Serial No., Part No., & Part Description

Spray Bar Assembly - 5 x 3 Big Bar - Multiple Folding Wings



BI-FOLD
(Right Side Shown)

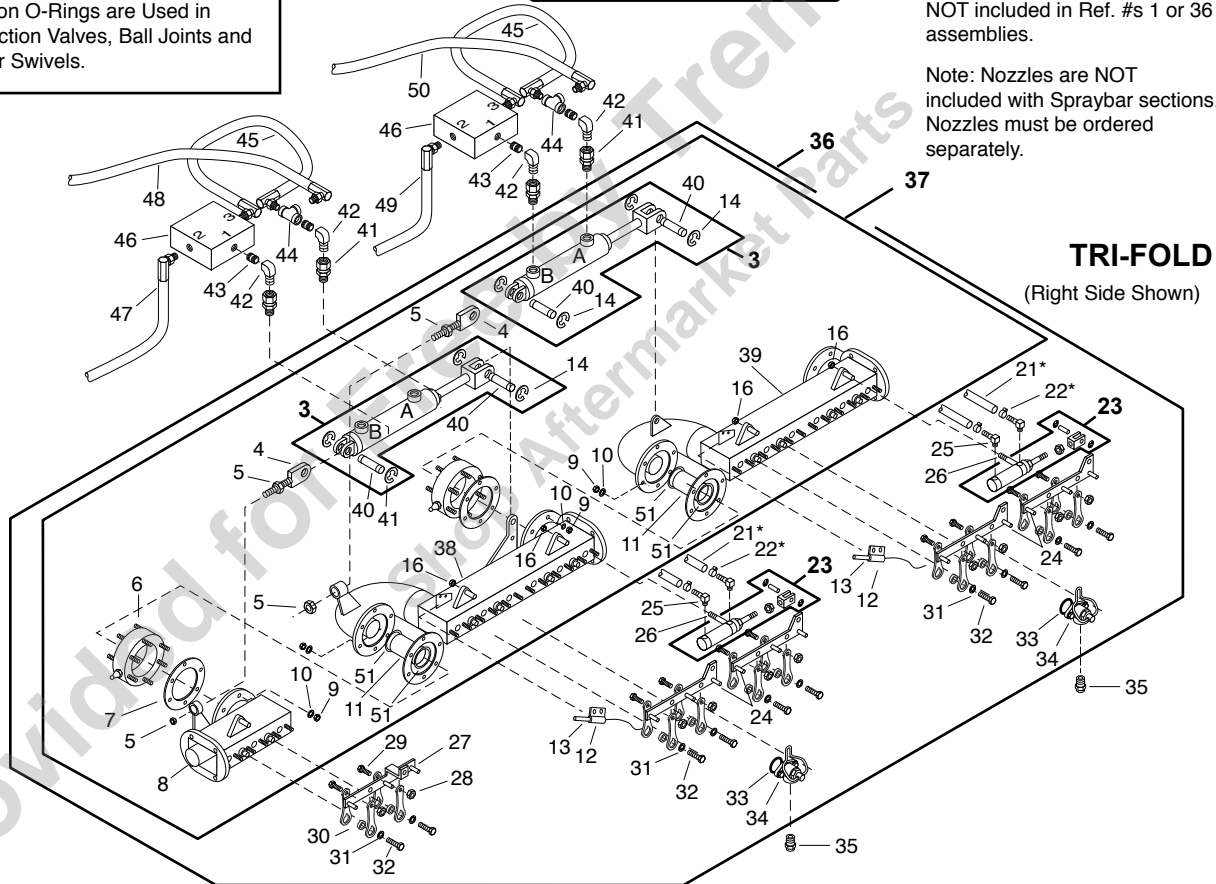
WARNING

Do Not Handle Viton O-Rings if they have been Burned!

Viton O-Rings are Used in Suction Valves, Ball Joints and Bar Swivels.

Note: Ref. #s 21 & 22 are NOT included in Ref. #s 1 or 36 assemblies.

Note: Nozzles are NOT included with Spraybar sections. Nozzles must be ordered separately.



TRI-FOLD
(Right Side Shown)

Spray Bar Assembly - 5 x 3 Big Bar
Multiple Folding Wings

REF	PART NO.	QTY	DESCRIPTION	REF	PART NO.	QTY	DESCRIPTION
1	7050482	1	Bi-Fold Complete, RH <i>(Includes Assemblies 2 & 3, & Ref 12, 13, 23-34)</i>	28	9413946	AR	Lock Nut-0.25NC
	7050483	1	Bi-Fold Complete, LH <i>(Includes Assemblies 2 & 3, & Ref 12, 13, 23-34)</i>	29	0133046	AR	Machine Screw, 0.25 x 0.88
2	3353577	1	Bi-Fold Bare, RH <i>(Includes Assembly 3, & Ref 4-11, 15, 16, 51)</i>	30	2650637	AR	Lever-Guide, Spraybar
	3353554	1	Bi-Fold Bare, LH <i>(Includes Assembly 3, & Ref 4-11, 15, 16, 51)</i>		2650636	AR	Spacer-Guide Lever
				31	0120388	AR	Flat Washer-0.38
				32	0121852	AR	Screw-0.38NC x 0.50
				33	6602895	AR	O-Ring
				34	3352743	AR	Flip Valve Asm
				35		AR	Nozzle----- See Spray Bar Nozzle Chart on P.48 for Part No.
3	6602011	AR	Hyd Cylinder-1.50 x 8.00 <i>(Includes Ref 14 & 40)</i>	36	7050484	1	Tri-Fold Complete, RH <i>(Includes Assemblies 3 & 37, & Ref 12, 13, 23-34)</i>
	7420232	1	Seal Kit		7050485	1	Tri-Fold Complete, LH <i>(Includes Assemblies 3 & 37, & Ref 12, 13, 23-34)</i>
	7420276	1	Repair Kit	37	3353580	1	Tri-Fold, Bare Complete, RH <i>(Includes Assembly 3, & Ref 4-11, 16, 38, 39, 51)</i>
4	3353562	AR	Cylinder Mtg Asm		3353559	1	Tri-Fold, Bare Complete, LH <i>(Includes Assembly 3, & Ref 4-11, 16, 38, 39, 51)</i>
5	0220088	AR	Nut-Jam, 1" NC	38	3353579	1	Inner Wing, 2', RH
6	7230219	AR	Swivel Asm		3353557	1	Inner Wing, 2', LH
7	3352615	AR	Gasket	39	3353578	1	Outer Wing, Bare - 2', RH
8	3353549	1	Wing Bare-1', LH		3353558	1	Outer Wing, Bare - 2', LH
	3353576	1	Wing Bare-1', RH	40	7420278	2	Pin
9	0120376	AR	Nut-0.31NC	41	9409286	AR	Adapter-Hyd,St,04FP-06MB
10	0120214	AR	Lock Washer-0.31	42	0454109	AR	Elbow-Auto,90,04FP-04MP
11	3353483	AR	Tube-Swivel, Inner	43	6200891	AR	Nipple-Pipe,Sch 80,1/4 x 7/8
12	3370278	AR	Harness Asm-Mercury Switch	44	0105417	AR	Tee-Pipe, 1/4 NPT, PN
13	6702533	AR	Mercury Switch	45	3361687	AR	Hose Asm-04 x 16.5,4MPX90-4MPX90
14	7420279	4	Snap Ring	46	6601828	AR	Valve-Check, Pilot Operated, 1/4"
15	3353552	1	Outer Wing Bare-2', LH	47	3361215	AR	Hose Asm-RH, Inner Wing, "B" Port
	3353574	1	Outer Wing Bare-2', RH		3361217	AR	Hose Asm-LH, Inner Wing, "B" Port
16	9411638	AR	Lock Nut-0.31NC	48	3361214	AR	Hose Asm-RH, Inner Wing, "A" Port
17	6604037	AR	Air Valve, 2 Pos, 4 Way, 12 VDC		3361216	AR	Hose Asm-LH, Inner Wing, "A" Port
	6604038	AR	Coil	49	3361681	AR	Hose Asm-RH, Outer Wing, "B" Port
	7420231	AR	Gasket		3361683	AR	Hose Asm-LH, Outer Wing, "B" Port
	PD10680	AR	Repair Kit	50	3361680	AR	Hose Asm-RH, Outer Wing, "A" Port
18	6703151	AR	Toggle Switch, DPDT (1/ft of bar)		3361682	AR	Hose Asm-LH, Outer Wing, "A" Port
19	6701897	AR	Switch-Toggle, DPDT, 3 Pos, MOM (1/folding section)	51	6603149	AR	O-Ring-1.762 ID x .139 Thick
20	6602575	AR	Hose End-03 x 04MP				
21*	6609255	AR	Hose-0.19 ID/Ft.				
22*	6001005	AR	Hose Clamp, Screw Type, M5				
23	6601768	AR	Air Cylinder, 1.06 x 2.00				
	6602339	1	Clevis-Rod				
24	3352754	AR	Buss Bar Asm				
25	6602242	AR	Hose End-0.19 Hose x 0.12MPT, 90				
26	6100280	AR	Eye Bolt-0.31 x 2.50				
27	3352753	1	Buss Bar Asm (Used on LT Side Only)				
	3352581	1	Buss Bar Asm (Used on RT. Side Only)				

*Note: Ref. 21 & 22 are NOT included in assemblies Ref. 1 or 36

AR = As Required

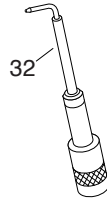
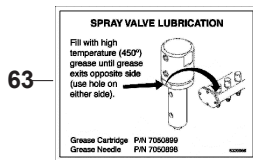
For Wiring Harness Required,
Refer to Wiring Schematic 9302346
In the ELECTRICAL Section

SPRAY SYSTEM

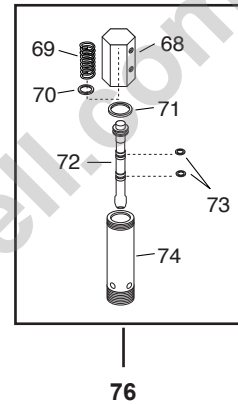
Spray Bar- Variable Width w / Round Body Spray Valve

Replaces Hex Body Spray Valve. Hex Valve parts are still available for orders

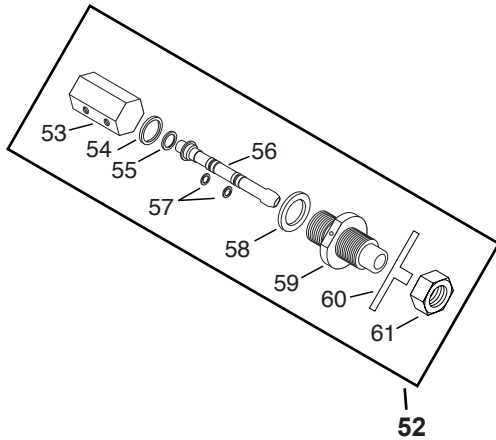
NOTE: For Ref 1, use MAGNA LUBE-G to lubricate O-rings, their grooves and bores before assembling. After assembly, grease with high temp (450° F) grease.



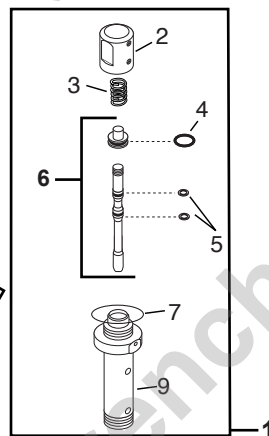
Ref. 66-71= Hex Body Spray Valve items available for parts orders



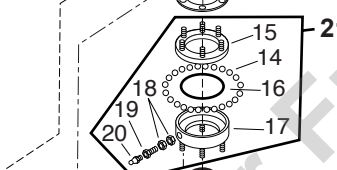
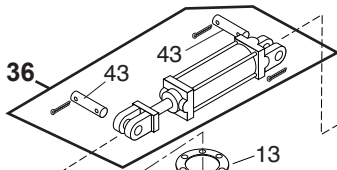
76



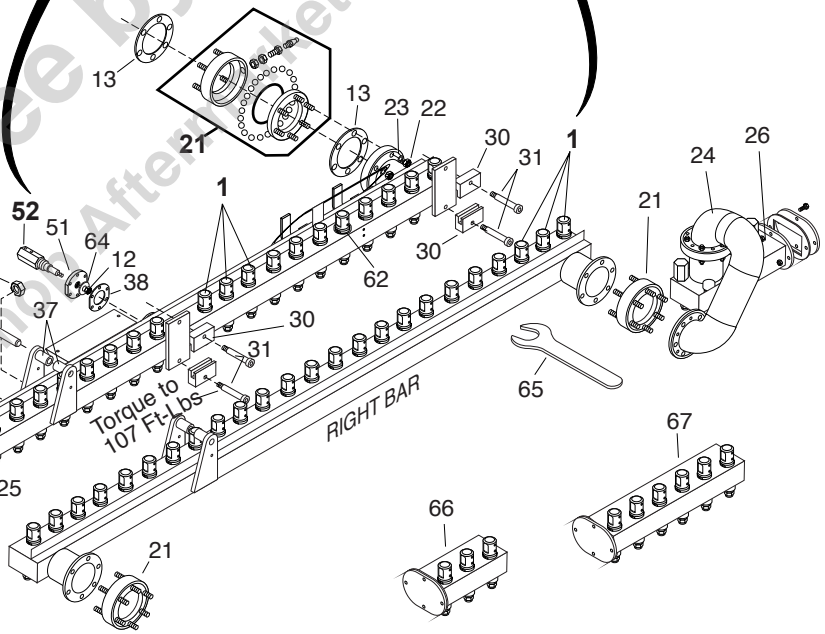
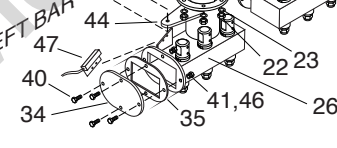
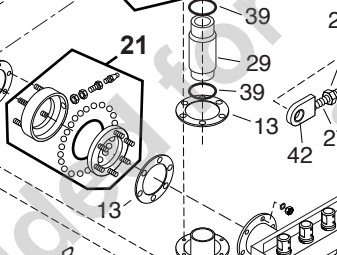
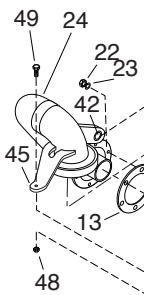
52



1



21



Torque to 107 Ft-Lbs

RIGHT BAR

LEFT BAR

Spray Bar- Variable Width w / Round Body Spray Valve
 Replaces Hex Body Spray Valve. Hex Valve still available for parts orders

REF	PART NO.	QTY	DESCRIPTION	REF	PART NO.	QTY	DESCRIPTION
1	3354585	AR	Spraybar Valve - <i>S/N S6409 and below</i> (Includes Ref 2-7, 9)	7420230	1	1	Kit-Repair,Cylinder
	3354755	AR	Spraybar Valve - <i>S/N S6410 and above</i> (Includes Ref 2-7, 9)	37	3353477	1	Collar-Shift Pin,Short
2	3354233	1	Cap-Valve, Steel Nickel Plated		3353478	1	Collar-Shift Pin,Long
3	3353031	1	Spring-Valve, Asphalt	38	3353626	1	Gasket-Flange, Balance Valve
4	6604366	1	O-Ring, 0.737 ID x 0.103 w, Viton	39	6603149	2	O Ring
5	6604035	2	Quad-Ring-0.299 ID x 0.103 w,Viton	40	0120918	4	Screw-Hex,3/8NC x 1 1/2,PD
6	3354393	1	Spray Valve Asm. (Includes Cap & Rod)	41	0120377	4	Nut-Hex,3/8"NC
	3354395	1	Cap-Valve, Brass	42	6420194	2	Bushing-DU,1 x 1 1/8 x 1" Lg
	3354394	1	Rod-Valve, Brass	43	3311654	2	Pin
7	6604265	1	O-Ring, 1.364 ID x 0.070 w, Viton	44	3353313	1	Bracket-Relieving Device, Spraybar
8	6604266	1	O-Ring	45	3353312	1	Brace-Relieving Device, Spraybar
9	3354234	1	Body-Valve - <i>S/N S6409 and below</i>	46	0120382	AR	Washer-Lock,3/8
	3354259	1	Body-Valve, Steel Nickel Plated - <i>S/N S6410 and above</i>	47	6702533	1	Mercury Switch
10	6603149	1	O-Ring, 1.762 OD x 1.484	48	9411638	1	Nut-Hex, Lock, .313NC, Ea, PD
11	3353504	1	Spud-Valve, Spraybar	49	0122027	1	Screw-Hex, .313"NC x 1.25", Gr2, PD
	3353518	1	Spud-Valve, Spraybar, 1/16" longer (OPTIONAL)	50	7051027	1	Seal Kit- Spray Valve (Includes Ref 4, 5, 7, 9, 62)
12	0120375	1	Nut-Hex, 1/4-20UNC	51	3353625	1	Flange-Balance Valve
13	3352615	6	Gasket	52	3353620	1	Poppet Valve Asm (Includes Ref 53-61)
14	6000290	47	0.38 Steel Balls	53	3353617	1	Cap-Valve, Asphalt, Long Stroke
15	3352605	1	Plate Asm Outlet-3.5 Swivel	54	6602995	1	O-Ring-.612 ID x .103 Width, Viton
16	6602669	1	O Ring, 5.5 OD x 0.25	55	6602996	1	O-Ring-.984 ID x .139 Width, Viton
17	3352607	1	Plate Asm-Inlet,3.5 Swivel	56	3353619	1	Rod-Valve, Long Stroke Poppet
18	0272123	1	Nut-Jam, 0.44NF, PD	57	6603418	2	O-Ring-.299 ID x .103 Width, Viton
19	2740371	1	Grease Fitting	58	6602997	1	O-Ring-.924 ID x .116 Width, Viton
20	9411027	1	Grease Zerk	59	3353618	1	Tube-Valve, Long Stroke Poppet
21	7230219	3	Swivel Asm (Includes Ref 14-20)	60	3353623	1	Plunger, Poppet Valve
22	0120376	36	Nut-0.31NC, PD	61	0120375	1	Nut-Hex, 0.250NC
23	0120214	36	Lock Washer- 0.31, Spring, PD	62	6604266	AR	O-Ring
24	3353472	1	Tube Asm-Elbow (Includes Ref 42)	63	6320966	1	Decal-Spray Valve Lubrication
25	3353840	1	Spraybar-Ctr (No Spray Valves)	64	3354849	1	Plunger-Poppet Valve
26	3353852	1	Wing-1 Ft (No Spray Valves)	65	3381752	1	Nozzle Wrench-Open End, 1.63", VWSB
	3353868	1	Wing-2 Ft (No Spray Valves)	66	3353647	1	Spraybar Extension-1'
	3353867	1	Wing-3 Ft (No Spray Valves)	67	3354409	1	Spraybar Extension-2"
	3353866	1	Wing-4 Ft (No Spray Valves)	Hex Body Spray Valve Parts Still Available For Orders:			
27	3353260	1	Rod End Asm (Includes Ref 42)	68	3353027	1	Cap-Valve, Asphalt
28	0426899	2	Nut-Hex, Jam, 1"NC, PD	69	3353031	1	Spring-Valve, Asphalt
29	3353483	1	Tube-Swivel,Inner	70	6604034	1	Quad-Ring, 0.612 ID x 0.103 w, Viton
30	3353441	4	Shoe-Carrier, 0.625" x 1.25"	71	6602152	1	O-Ring, 0.984 ID x 0.139 w, Viton
	3354840	4	Shoe-Carrier, 0.75" x 1.25"	72	3353592	1	Rod-Valve, Asphalt, LG. O-Ring
31	6001639	4	Bolt-Shoulder, 0.625" x 1.25", Soc Sc	73	6604035	2	Quad-Ring-0.299 ID x 0.103 w,Viton
	6002460	4	Bolt-Shoulder, 0.75" x 1.25"	74	3353028	1	Tube-Valve, Asphalt
32	7050898	1	Needle-Grease	75	7050900	1	O-Ring Kit (Not Shown)
33	3353475	1	Pin Asm-Shift	76			Hex Body Spray Valve has been superceded by Ref 1. Order Ref. 1 in place of Hex Body Spray Valve (3353505)
34	3353464	1	Plate-End Cap				
35	3352969	1	Gasket-Spraybar,3 x 5				
36	6602230	1	Cylinder-Hyd,2 x 10 (Includes Ref 43)				

SPRAY SYSTEM

Spray Bar Nozzle Chart



1
3353788



2
3351008



3
3351009



4
3352368



5
3351015



6
3352204



8
3355010



9
3352205



7,10
3352210
3355154



11
3351014

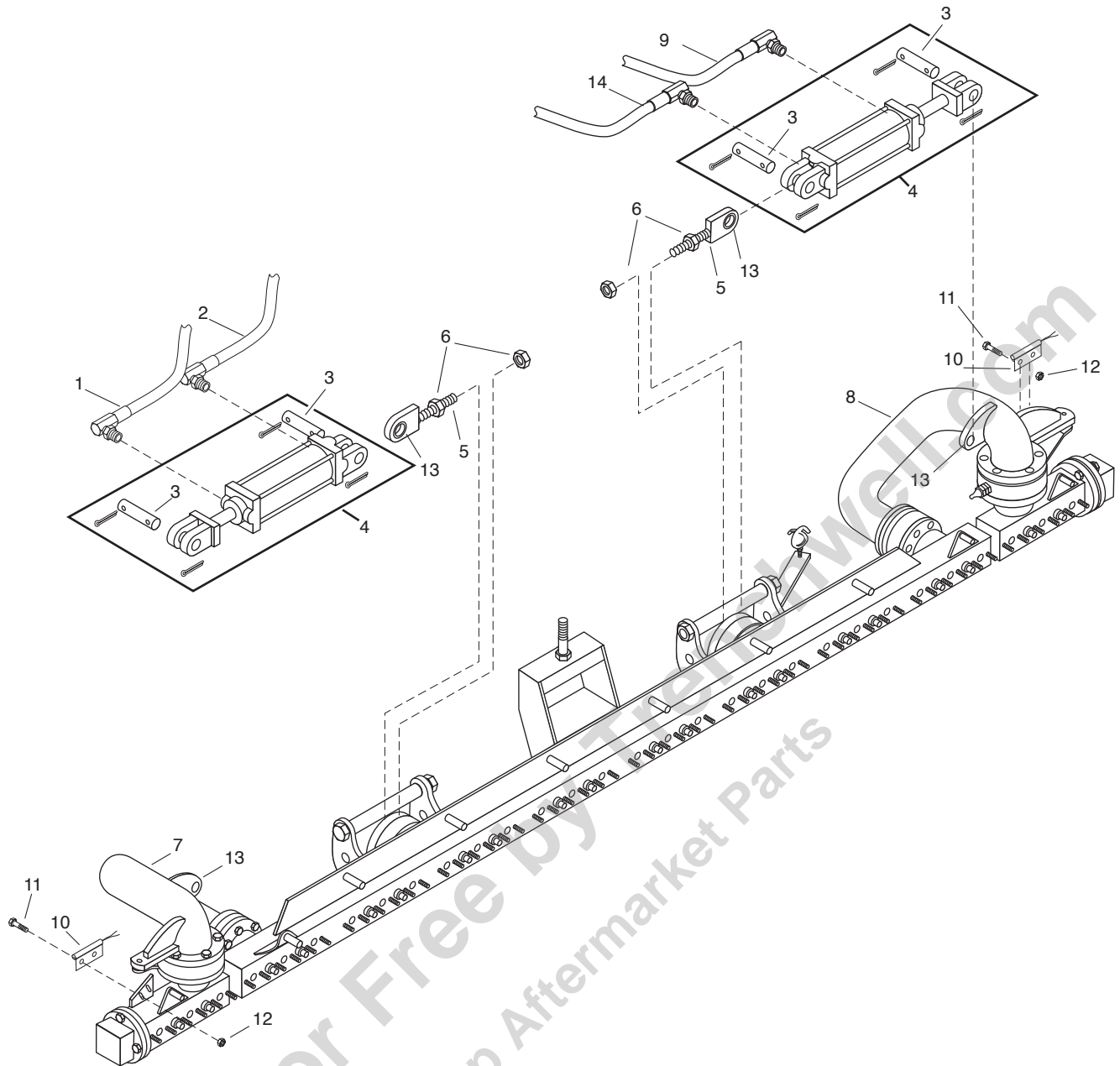


12
3351010

Ref.	Part No.	Description	Application Gallons Per Square Yard	Application (Metric) Liters Per Square Meter	US Flow Gallons Per Minute Per Foot
1	3353788	V Slot Tack Nozzle 1/8" Rifle Bored	.05 – .20	.23 – 0.91	3.0 – 4.5
	3351013*	V Slot Tack Nozzle 1/16" Coin Slot	.05 – .20	.23 – 0.91	3.0 – 4.5
	3354904	V Slot Tack Nozzle 1/8" Counterbored	.05 – .20	.23 – 0.91	3.0 – 4.5
2	3351008	S36-4 V Slot	.10 – .35	.45 – 1.58	4.0 to 7.5
3	3351009	S36-5 V Slot	.18 – .45	.81 – 2.04	7.0 to 10.0
4	3352368	Multi-Material V Slot	.15 – .40	.68 – 1.81	6.0 to 9.0
5	3351015	3/32" Coin Slot	.15 – .40	.68 – 1.81	6.0 to 9.0
6	3352204	Multi-Material V Slot	.35 – .95	1.58 – 4.30	12.0 to 21.0
7	3355154	End Nozzle (use with 3352204 nozzle)	.35 – .95	1.58 – 4.30	12.0 to 21.0
8	3355010	Multi-Material V Slot	.29 – .72	1.31 – 3.26	10.0 – 16.5
9	3352205	Multi-Material V Slot	.20 – .55	.91 – 2.49	7.5 to 12.0
10	3352210	End Nozzle (use with 3352205 nozzle)	.20 – .55	.91 – 2.49	7.5 to 12.0
11	3351014	3/16" Coin Slot	.35 – .95	1.58 – 4.30	12.0 to 21.0
12	3351010	1/4" Coin Slot	.40 – 1.10	1.81 – 4.98	15.0 to 24.0

* Special Order

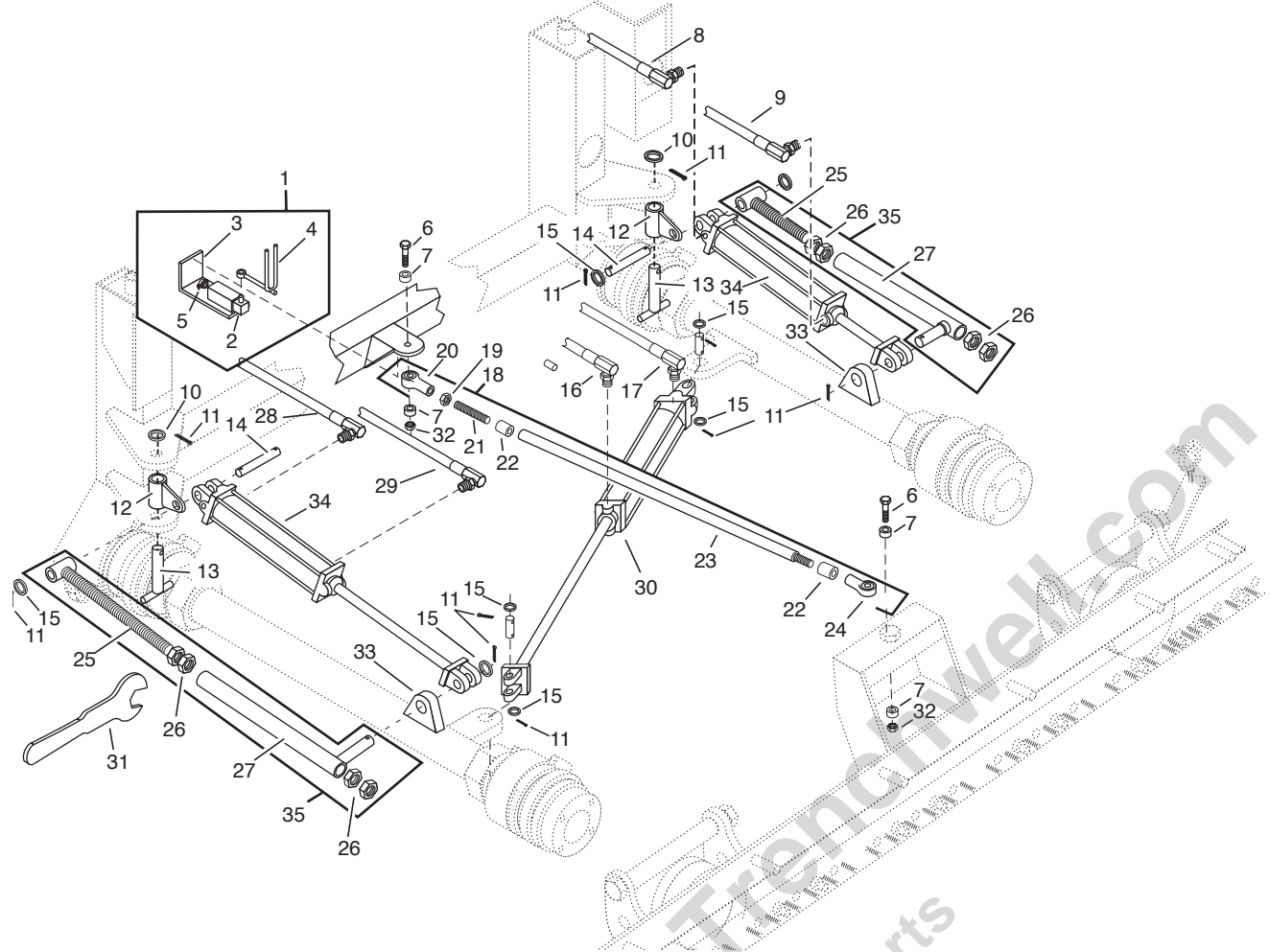
Spray Bar Wing Raise



SPRAY SYSTEM

REF	PART NO.	QTY	DESCRIPTION	REF	PART NO.	QTY	DESCRIPTION
1	3361094	1	Hose Asm-04x174, 06MPX90-04FJX		3353472	1	Hinge Asm-LH, 5 x 3 Bar
2	3361092	1	Hose Asm-04x180, 06MPX90-04FJX	8	3353124	1	Hinge Asm-RH Square Bar
3	7230331	4	Pin		3353541	1	Hinge Asm-RH 5 x 3 Bar
4	6602230	2	Cylinder-Hyd, 2.0" x 10.0" (Includes Ref 3)	9	3361095	1	Hose Asm-04x166, 06MPX90-04FJX
	6603665	2	Cylinder-Hyd, 2.0 x 8.0 (Includes Ref 3)	10	6702533	2	Switch Asm-Mercury
	7420230	1	Kit-Repair. Cyl 2"	11	0436732	4	Screw-#10NC x 1/2
5	3352591	2	Rod End Asm-Cyl Mount	12	0120631	4	Nut-Hex, #10NC,PD
6	0426899	4	Nut-Hex, 1" JAM	13	6420194	4	Bushing-DU. 1 x 1.2 x 1 Lg.
7	3353123	1	Hinge Asm-LH, Square Bar	14	3361093	1	Hose Asm-04x160, 06MPX90-04FJX

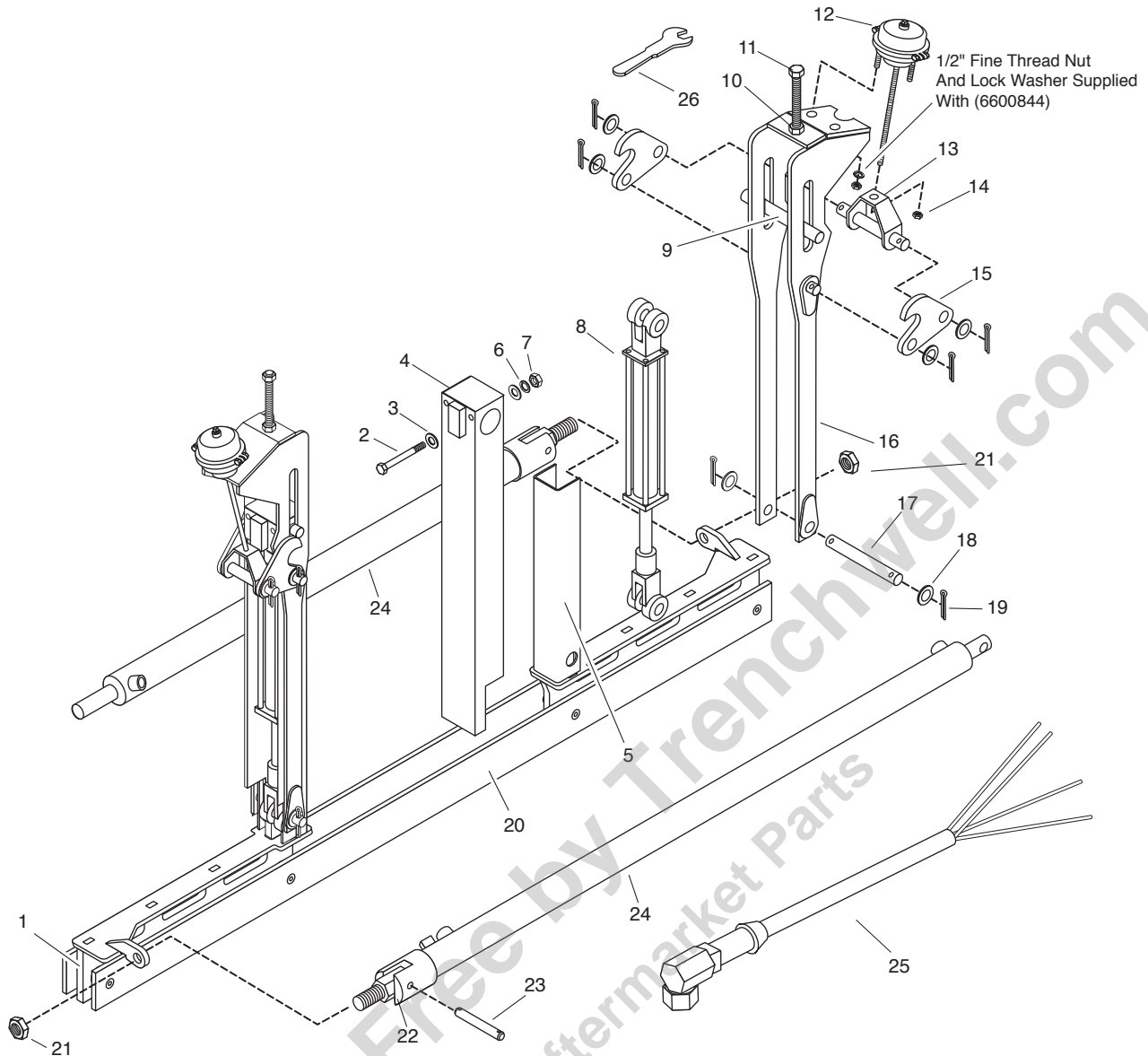
Standard Spray Bar-Raise and Shift



REF	PART NO.	QTY	DESCRIPTION	REF	PART NO.	QTY	DESCRIPTION
1	3370454	1	Bar Center Switch Asm (Includes Ref 2-5)	22	3352666	2	Bushing-Stabilize Rod
2	6701868	1	Switch-Lever, Spring Ret, DPST	23	3352665	1	Pipe-Stabilize Bar
3	3361380	1	Bracket	24	6100692	1	Rod End-Left Hand, 5/8NF Thread
4	3361379	1	Actuator Rod Assy	25	3311655	2	Screw Asm
5	6700015	1	Connector-Romex, 3/8	26	0220088	8	Nut-1.00NC
6	6001087	2	Screw-0.62NC x 3.00 Lg., GR8	27	3311656	2	Lug Asm
7	3341411	4	Spacer	28	3361097	1	Hose Asm-04 x 149, 06MPX90-04FJX
8	3361671	1	Hose Asm-04 x 132, 06MPX90-04FJX	29	3361096	1	Hose Asm-04 x 126, 06MPX90-4FJX
9	3361672	1	Hose Asm-04 x 155, 06MPX90-04FJX	30	6602230	1	Hyd Cylinder, 2 x 10, S4604 and below
10	6100015	2	Brass Washer, 0.19, 1.50 x 0.89	6603665	1	Hyd Cylinder, 2 x 8, S4605 and above	
11	0103409	12	Cotter Pin, 0.19 x 1.50	7420230	1	Repair Kit	
12	3352660	2	Lug Asm	6001007	1	Hair Pin	
13	3353266	2	Pin Asm	7230331	1	Clevis Pin	
14	3311654	2	Pin	2650561	1	Spacer-Shift, Cyl, Spraybar	
15	3311425	10	Washer,-1.00, 1.50 OD	31	3380442	1	Wrench-Open End, 1.5" for Ref 26 Nut
16	3361099	1	Hose Asm-04 x 146, 06MPX90-04FJX	32	9413948	2	Lock Nut-0.62NC
17	3361098	1	Hose Asm-04 x 136, 06MPX90-04FJX	33	6420194	2	Bushing-DU, 1.00 x 1.12 x 1.00 Lg.
18	3352668	1	Rod Asm (Includes Ref 19-24)	34	6601774	2	Hyd Cylinder, 2.00 x 5.00
19	0121358	1	Nut-0.62NF	7420230	1	Repair Kit	
20	6100325	2	Rod End-Female, 0.62NF	6001007	1	Hair Pin	
21	3352667	1	Rod-Threaded, 5/8NF	7230331	1	Clevis Pin	
				35	3311651	2	Lug & Screw Asm (Includes Ref 25-27)
				7215275	1	Kit-Rep., Height Adj. Screw (1 Per)	

Variable Width Spray Bar-Shift and Lift

S/N S5316-S6210, S6212-S6237, S6239-S6247, S6251-S6281, S6284-S6313, S6315-S6328, S6330-S6337

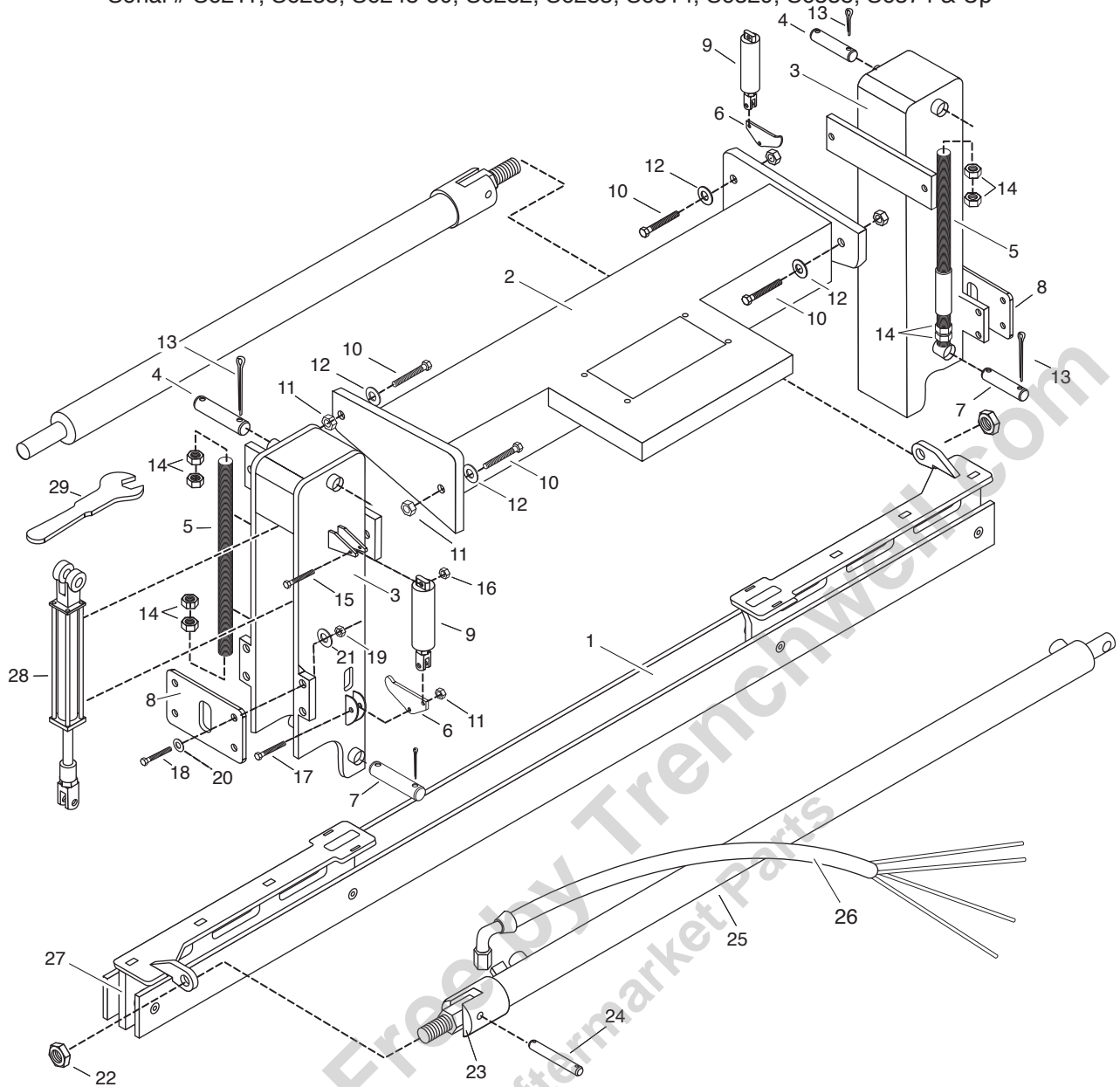


SPRAY SYSTEM

REF	PART NO.	QTY	DESCRIPTION	REF	PART NO.	QTY	DESCRIPTION
1	3353430	1	Plate-Carrier, Center	15	3353691	4	Plate-Bar Latch
2	0433056	2	Screw-Hex, 0.25"NC x 4", GR2, PD	16	3354086	4	Height Adjuster Asm
3	0120386	2	Washer-Flat, 0.31" x .73", PD	17	3353227	2	Pin-Height Adjuster, Lift Cylinder
4	3353703	2	Channel-Outer Asm, Lift	18	3311425	12	Washer-1.0", 1.5" OD
5	3353445	2	Channel-Inner, Lift	19	0103409	12	Pin-Cotter, 0.19" x 1.5", PD
6	0120380	2	Washer-Lock, 0.25", Spring, PD	20	3353432	1	Carrier-Spraybar, Asm
7	0120375	2	Nut-Hex, 0.25"NC, PD	21	0426899	4	Nut-Hex, 1.0" Jam
8	3353733	2	Cylinder Asm	22	3353757	2	Clevis Asm-Shift
9	3353698	2	Pin-Lift Cylinder and Latch	23	3353325	2	Pin-Shift
10	0220088	2	Nut-Hex, 1.0"NC	24	6603978	2	Cylinder-Hyd, Smart, 2" x 48"
11	3353693	2	Screw Asm-Height Adjuster	7050853	2	Kit-Smart Cylinder, Entire Seal	
12	6600844	2	Chamber-Brake, Lift, 5th Wheel	25	6703964	2	Harness-M12, 90 Degree, Smart Cyl
13	3353696	2	Pin-Bar Latch Asm	26	3380442	1	Wrench-Open End, 1.5" for Ref 10 Nut
14	0124934	2	Nut-Hex, Jam, 0.5"NF, PD				

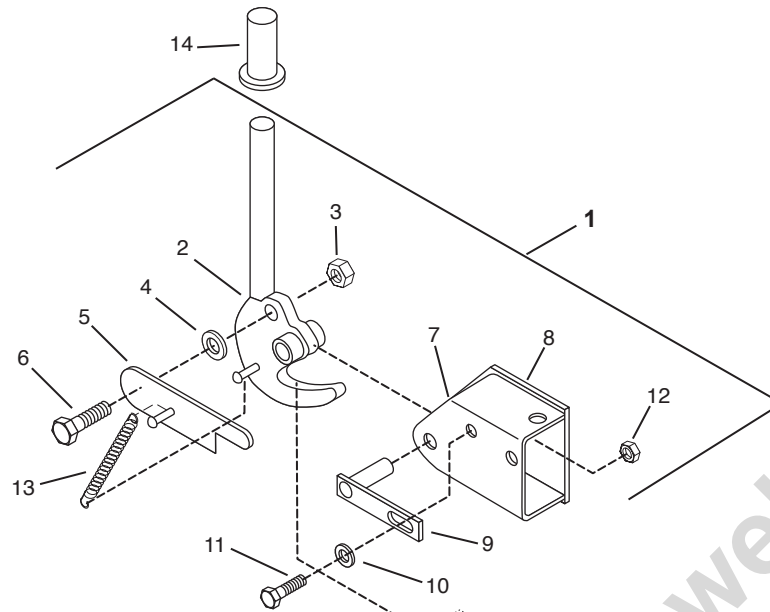
Variable Width Spray Bar-Shift and Lift

Serial # S6211, S6238, S6248-50, S6282, S6283, S6314, S6329, S6338, S6374 & Up



REF	PART NO.	QTY	DESCRIPTION	REF	PART NO.	QTY	DESCRIPTION
1	3354486	1	Carrier-Spraybar, Asm	16	0274993	2	Nut-Hex, Lock, 0.375"NC, PD
2	3354609	1	Base Asm- Hyd Manifold	17	0180177	2	Capscrew-0.5"UNC x 1.5" Long Gr5
3	3354618	2	Channel-Outer Asm, Lift	18	0180122	8	Capscrew-0.375"UNC x 1.0" Long, Gr5
4	3354500	2	Pin-Height Adjuster, VW	19	0120377	8	Nut-Hex, 0.375"NC
5	3354501	2	Rod Adjust-Weld	20	0120388	8	Washer-Flat, SAE Std, 0.375"
6	3354502	2	Latching Plate	21	0120382	8	Washer-Lock, Spring, 0.38"
7	3354503	2	Pin-Height Adjuster, VW	22	0426899	4	Nut-Hex, 1.0" Jam
8	3354504	2	Channel Tie Cap	23	3353757	2	Clevis Asm-Shift
9	6604386	2	Air Cylinder-1.5" x 0.5"	24	3353325	2	Pin-Shift
10	0180175	4	Capscrew-0.5"UNC x 1.25" long, Gr5	25	6603978	2	Cylinder-Hyd, Smart, 2" x 48"
11	9411727	6	Nut-Hex, Lock, 0.5"NC, PD	7050853	2	Kit-Smart Cylinder, Entire Seal	
12	0120390	4	Washer-Flat, SAE Std, 0.5"	26	6703964	2	Harness-M12, 90 Degree, Smart Cyl
13	0103411	8	Pin-Cotter, 0.1875" x 2.0"	27	3353430	1	Plate-Carrier, Center
14	0220088	8	Nut-Hex, 1.0"NC	28	3353733	2	Cylinder Asm
15	0180126	2	Capscrew-0.375"UNC x 1.5" Long, Gr5	29	3380442	1	Wrench-Open End, 1.5" for Ref 14 Nut

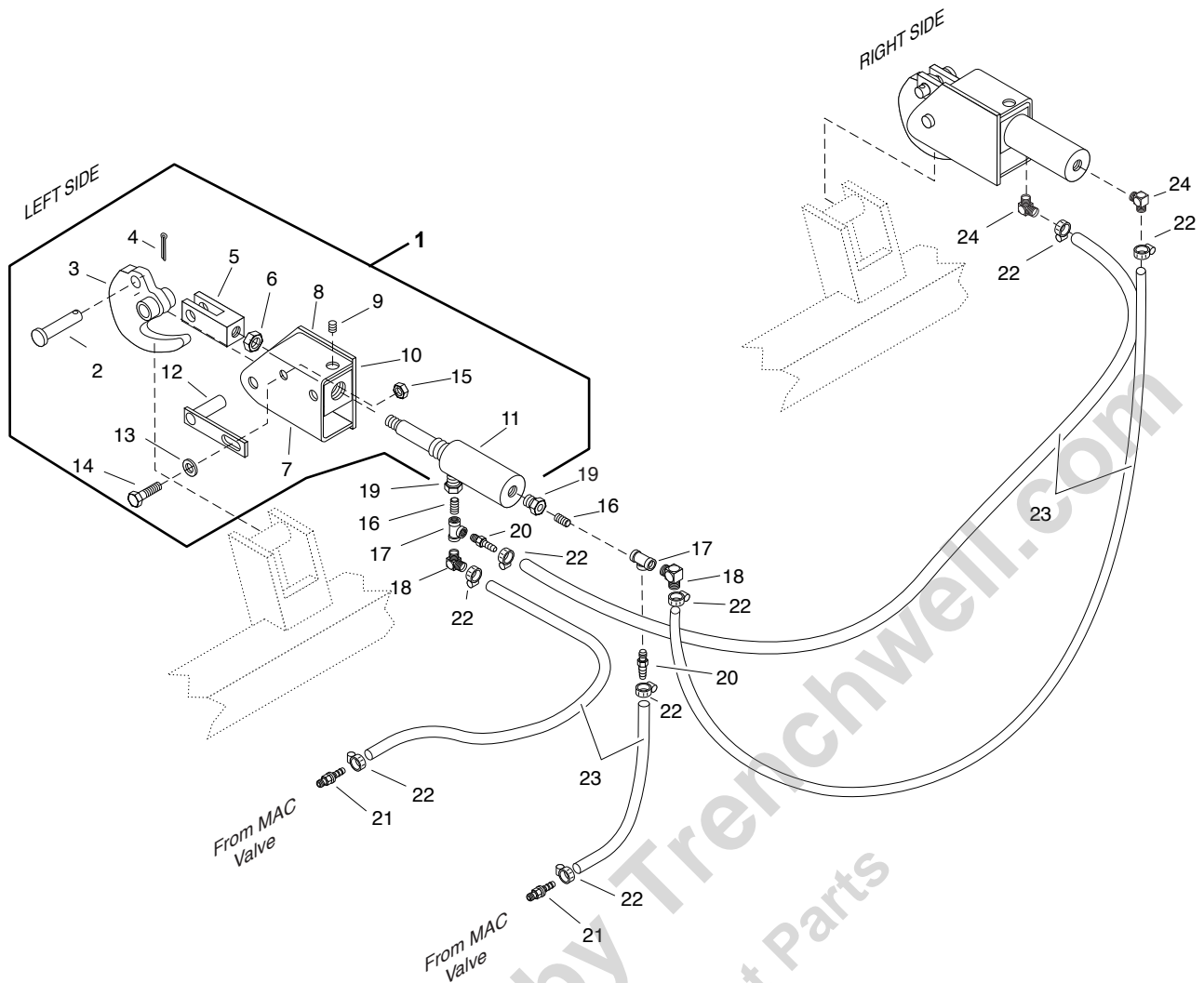
Bar Latch - Manual



SPRAY SYSTEM

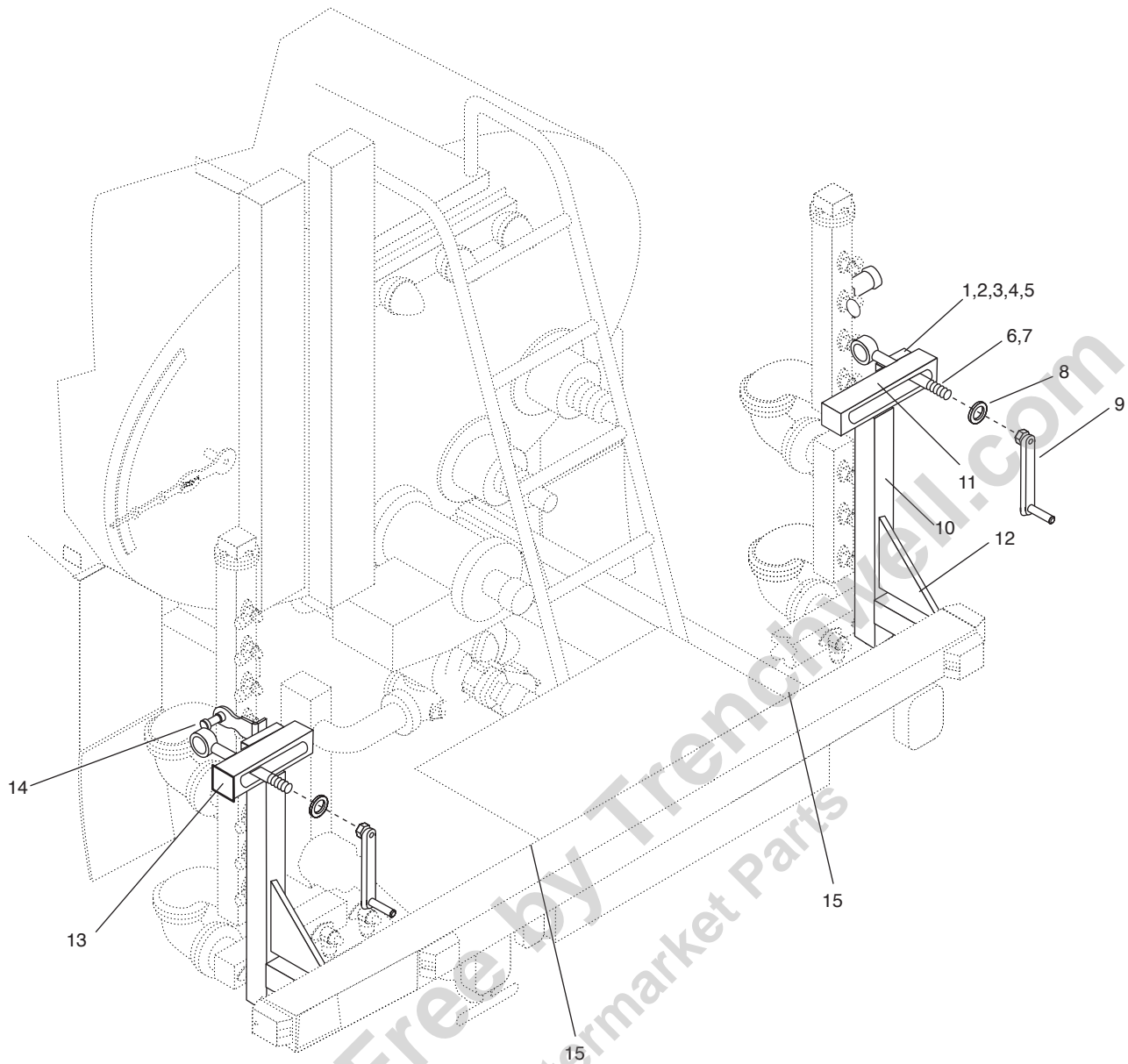
REF	PART NO.	QTY	DESCRIPTION	REF	PART NO.	QTY	DESCRIPTION
1	3380718	1	Latch Asm-LH <i>(Includes Ref 2-13, does not include 14)</i>	11	0121887	1	Screw, 0.25 x 0.75
	3380719	1	Latch Asm-RH <i>(Includes Ref 2-13, does not include 14)</i>	12	9413946	1	Lock Nut, 0.25NC
2	3380716	1	Latch Cam Asm-LH	13	6000802	1	Spring
	3380717	1	Latch Cam Asm-RH	14	4420933	1	Handgrip (Optional)
3	9411727	1	Lock Nut, 0.50NC				
4	9411417	1	Flat Washer, 0.50				
5	3380714	1	Lock-Bar Asm, LH				
	3380715	1	Lock-Bar Asm, RH				
6	0120333	1	Screw, 0.50 x 1.75 Lg				
7	3380622	1	Channel-LH				
	3380623	1	Channel-RH				
8	3380624	1	Plate				
9	7230320	1	Lever Asm				
10	0120386	1	Flat Washer, 0.25				

Bar Latch - Air Operated



REF	PART NO.	QTY	DESCRIPTION	REF	PART NO.	QTY	DESCRIPTION
1	3380636	1	Air Latch Asm-LH (Includes Ref #'s 2-15)	16	0105404	2	Pipe Nipple-0.12, CL
	3380637	1	Air Latch Asm-RH (Includes Ref #'s 2-15)	17	0105416	2	Pipe Tee-0.12NPT
2	6000403	1	Rivet-RdHd, 0.50 x 2.00, Drilled	18	6602399	2	Hose Barb-04x02MP, 90, LP
3	3380689	1	Latch Cam Asm	19	0119930	2	Bushing, 1/4 x 1/8, NPT
4	0137185	1	Cotter Pin, 0.19 x 1.00	20	6601795	2	Hose End-04x02MP, ST, LP
5	3360805	1	Clevis, 0.50NF W/0.50 Hole, 0.75 W	21	6602575	2	Hose End-03 x 04MP
6	0120371	1	Nut, 0.50NF	22	6001005	8	Hose Clamp, Screw Type, M5
7	3380622	1	Channel-LH	23	6601452	AR	Push On Hose, 0.25"
	3380623	1	Channel-RH	24	6602400	2	Hose Barb-04 x 04MP, 90, LP
8	3380624	1	Plate				AR = As Required
9	0120689	1	Screw-Sock Hd, 0.25NC x 0.50, Cup				
10	3380625	1	Block				
11	6602052	1	Air Cylinder, 2.00 x 4.00				
12	7230320	1	Lever Asm				
13	0120386	1	Flat Washer, 0.25				
14	0121887	1	Screw-0.25NC x 0.75				
15	9413946	1	Lock Nut, 0.25NC				

Wing Latch

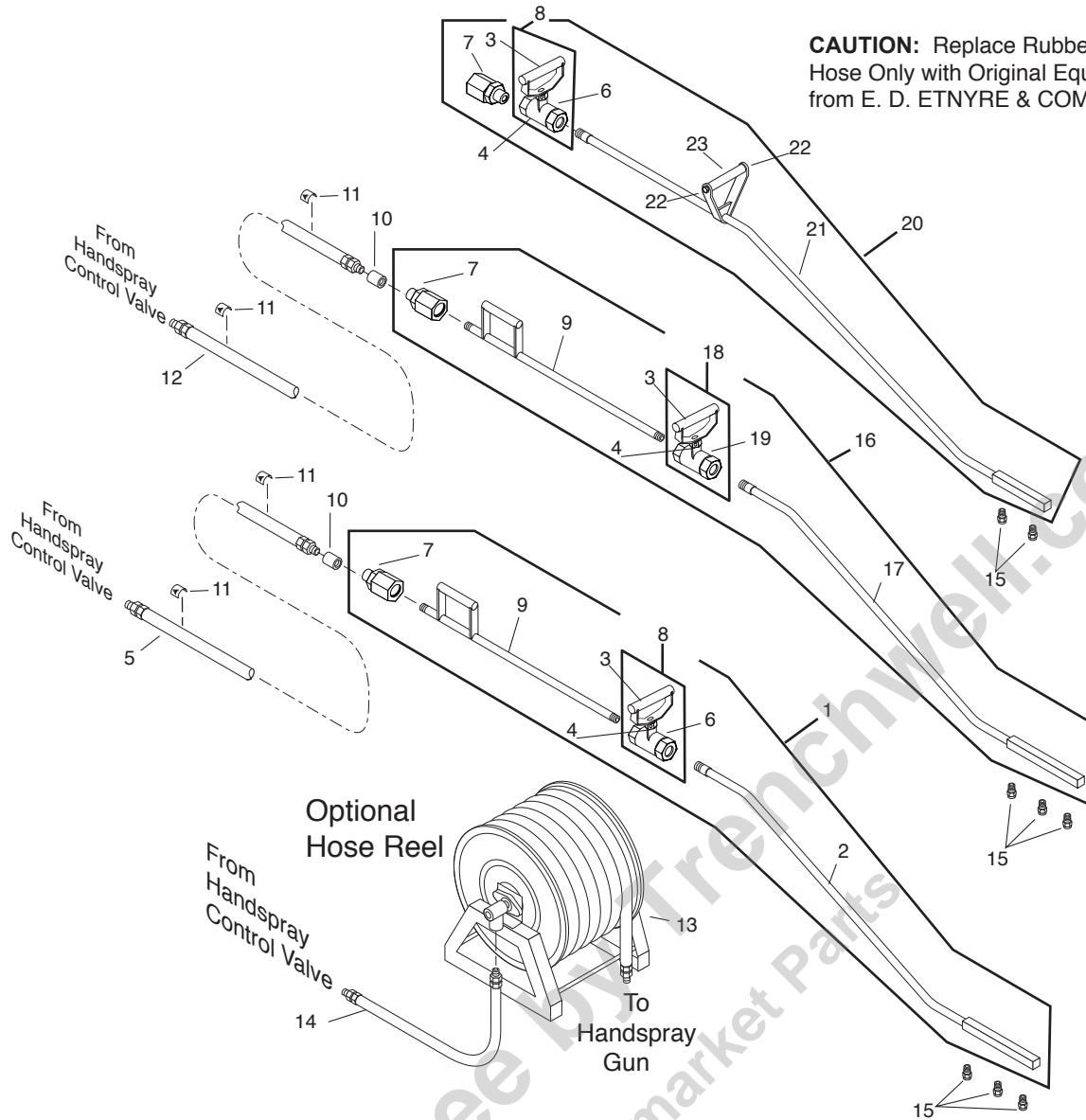


SPRAY SYSTEM

REF	PART NO.	QTY	DESCRIPTION	REF	PART NO.	QTY	DESCRIPTION
1	S3772AP	2	Outer Rubber Pad, 3/4 x 3 x 4	11	3312251	2	Tube Asm-Top Horizontal
2	S3772AQ	2	Inner Rubber Pad	12	3321007	2	Gusset-Mtg. Chan
3	S239401	4	Screw, Hex 5/16 x 1-1/4	13	6001316	4	Plug, 3 x 3 Tubing
4	0446363	4	Washer, Flat 5/16	14	3354143	2	Pin Asm-Wing Latch
5	9411638	4	Nut, Hex Lock 5/16	15	3312329	2	Gussets-Economy Bumper (Not Shown)
6	S3501AM	2	Eye Bolt				
7	0131002	2	Washer, Flat 1.00				
8	S3501AR	2	Thrust Washer				
9	S3501AN	2	Handle Assembly				
10	3312181	2	Tube, Upright, 3" x 3" x 16.5" 11GA				

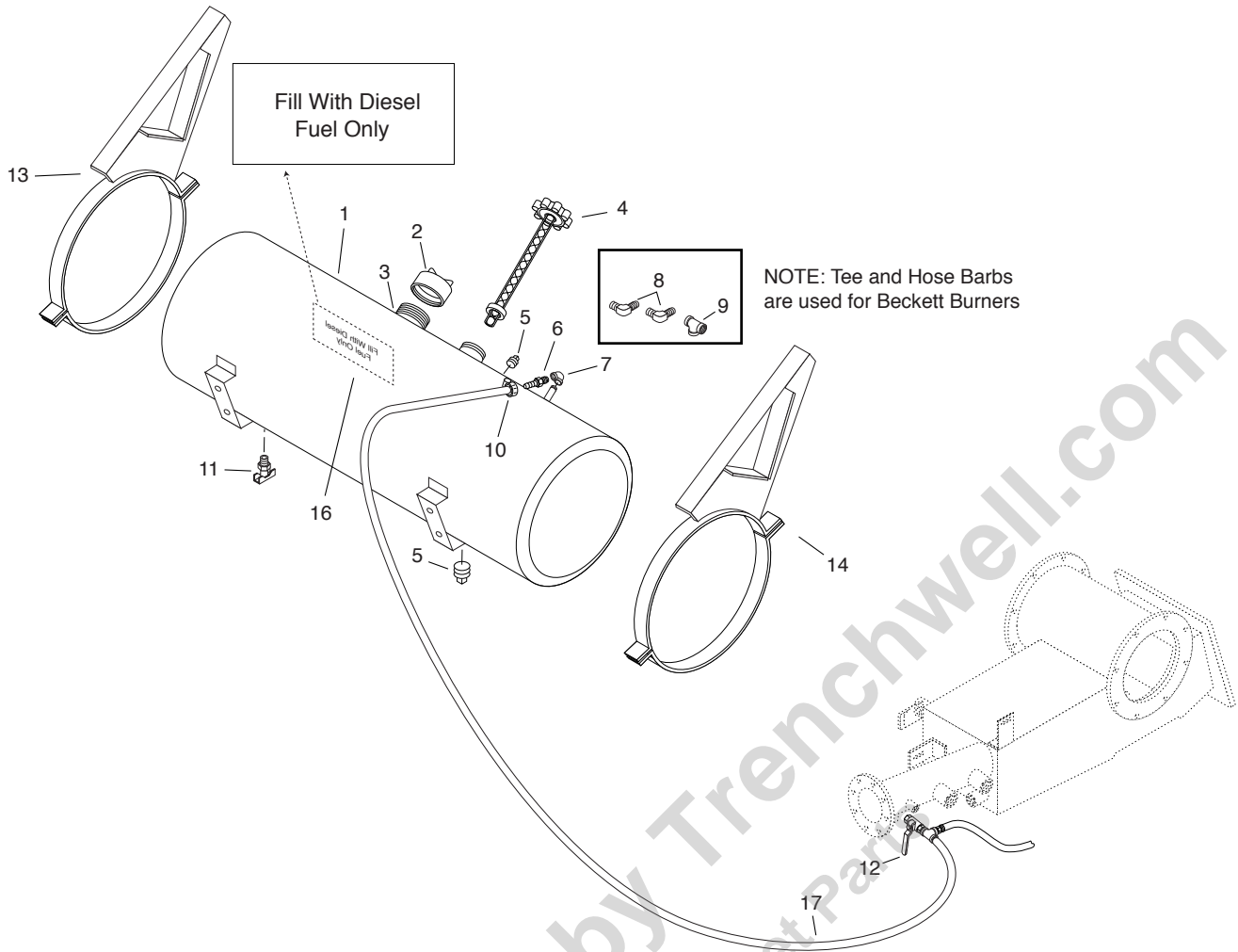
Handspray

CAUTION: Replace Rubber Handspray Hose Only with ORIGINAL Equipment Hose from E. D. ETNYRE & COMPANY



REF	PART NO.	QTY	DESCRIPTION	REF	PART NO.	QTY	DESCRIPTION
1	3380017	1	Steel Handspray Wand-1" <i>(Includes Assembly 8, & Ref 2, 7, 9 does not include Ref 15)</i>	15	3352205	AR	Nozzle-V Type, Nominal 3.5 GPM
2	3380024	1	Tube Asm-Offset, Handspray Gun	16	3380785	1	Steel handspray Wand-3/4" <i>(Includes Assembly 18, & Ref 7, 9, 19 does not include Ref 15)</i>
3	3381508	1	Handle Weldment-3/4"	17	3380788	1	Tube Asm-Offset, Handspray Gun
4	6002005	2	Screw-Set, 10-32x0.375, Blk Cone	18	3381509	1	Valve Asm-3/4" Hand Spray Gun <i>(Includes Ref 3, 4, 19)</i>
5	6600392	1	Hose Asm-1" x 25, Asphalt	19	3342701	1	Ball Valve-3/4" Bronze
6	3342902	1	Valve-Ball, 1" Bronze	20	3380914	1	Aluminum Handspray Wand <i>(Includes Assembly 8, & Ref 7, 21-23 does not include Ref 15)</i>
7	6603430	1	Swivel-Hydr, Viton, 3/4" 12MP-12FP	21	3380915	1	Aluminum Handspray Tube
8	3381522	1	Valve Asm-1" Hand Spray Gun <i>(Includes Ref 3, 4, 6)</i>	22	6100653	4	Lag Screw-1/4 x 1 1/2
9	3380022	1	Tube Asm-Handspray Gun	23	3380919	2	Wood Handle
10	0111661	1	Coupling-Pipe, 3/4, Plain				AR = As Required
11	3390591	2	Tag-Caution, Handspray Hose				
12	6602720	1	Hose-Handspray, 3/4 In x 25 Ft				
13	6602020	1	Hose Reel 4016-17-18 Manual				
14	6601368	1	Hose Asm-1 x 60, Asphalt				

Fuel Tank Assembly And Self Flushing Line

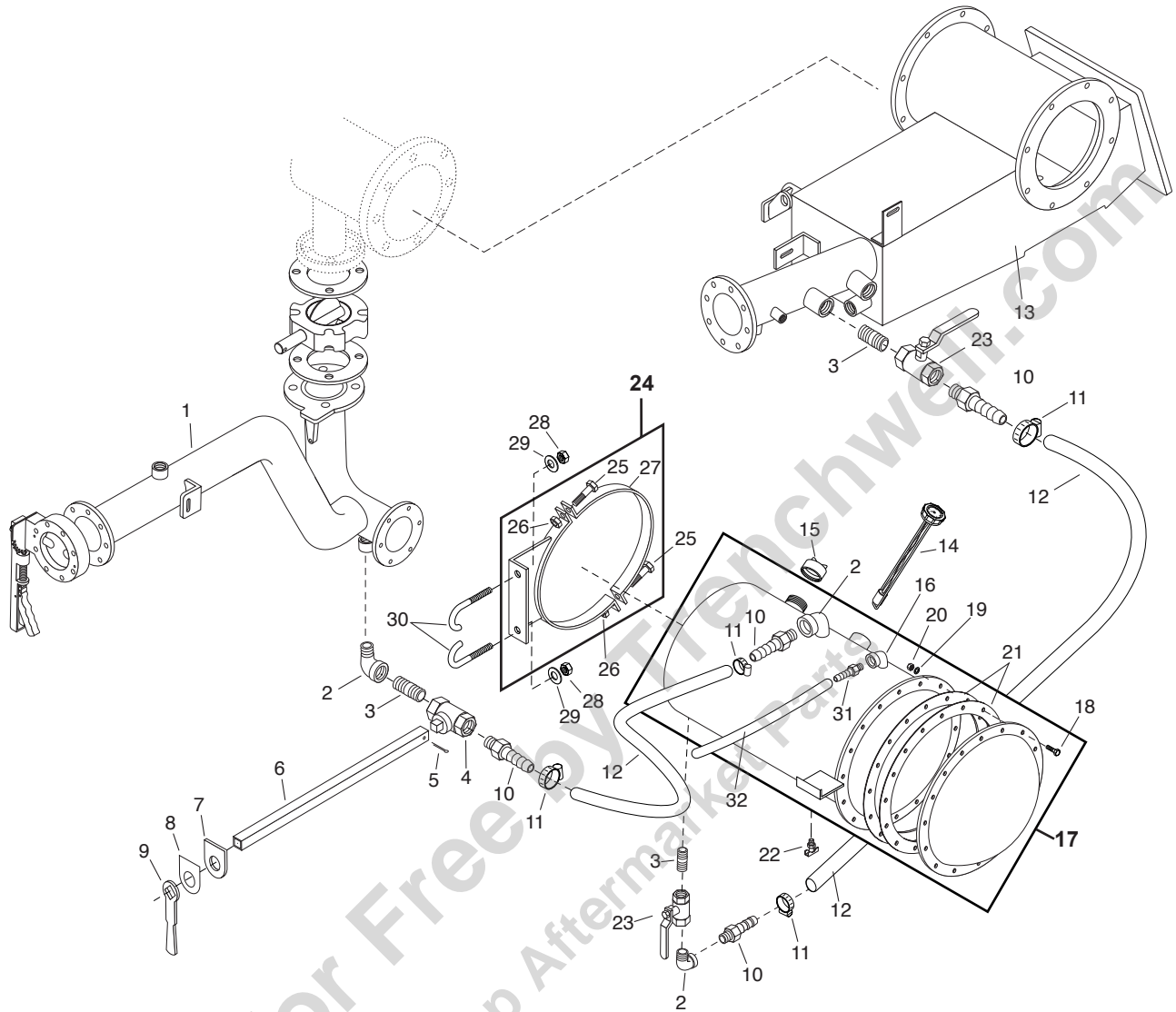


SPRAY SYSTEM

REF	PART NO.	QTY	DESCRIPTION	REF	PART NO.	QTY	DESCRIPTION
1	3380857	1	Fuel Tank Asm, 12" x 50"	13	3381296	1	Bracket Asm-Tank, Fuel, Hyd, 12", RH
	3380858	1	Fuel Tank Asm, 14" x 42"		3381560	1	Bracket Asm-Tank, Fuel, Hyd, 14", RH
2	6100235	1	Filler Cap	14	3381297	1	Bracket Asm-Tank, Fuel, Hyd, 12", LH
3	3360180	1	Plate-Fill with Diesel Fuel Only		3381561	1	Bracket Asm-Tank, Fuel, Hyd, 14", LH
4	6601306	1	Liquid Level Gauge, 12" Tank	15	0119920	1	Nipple-Sch 40, 0.25 x 2.00,PN
	6601307	1	Liquid Level Gauge, 14" Tank	16	3360180	1	Decal-Fill With Diesel Fuel Only
5	0219189	1	Pipe Plug, 0.25, SqHd	17	6601452	AR	Hose-0.25 Per Ft.
6	6601794	1	Hose End-04 x 04MPX, ST, MP				AR = As Required
7	0105413	1	Elbow-PP, 90, 0.25NPT				
8	6602402	1	Hose Barb-06 x 04MP90, LP				
9	0105417	1	Tee-Pipe, 0.25NPT				
10	6001005	1	Hose Clamp, Screw Type, MS				
11	6600162	1	Drain Cock-0.25"				
12	6500366	1	Valve-Ball 0.25				

ENVIRO FLUSH Recirculating Flushing System (Optional)

SPRAY SYSTEM



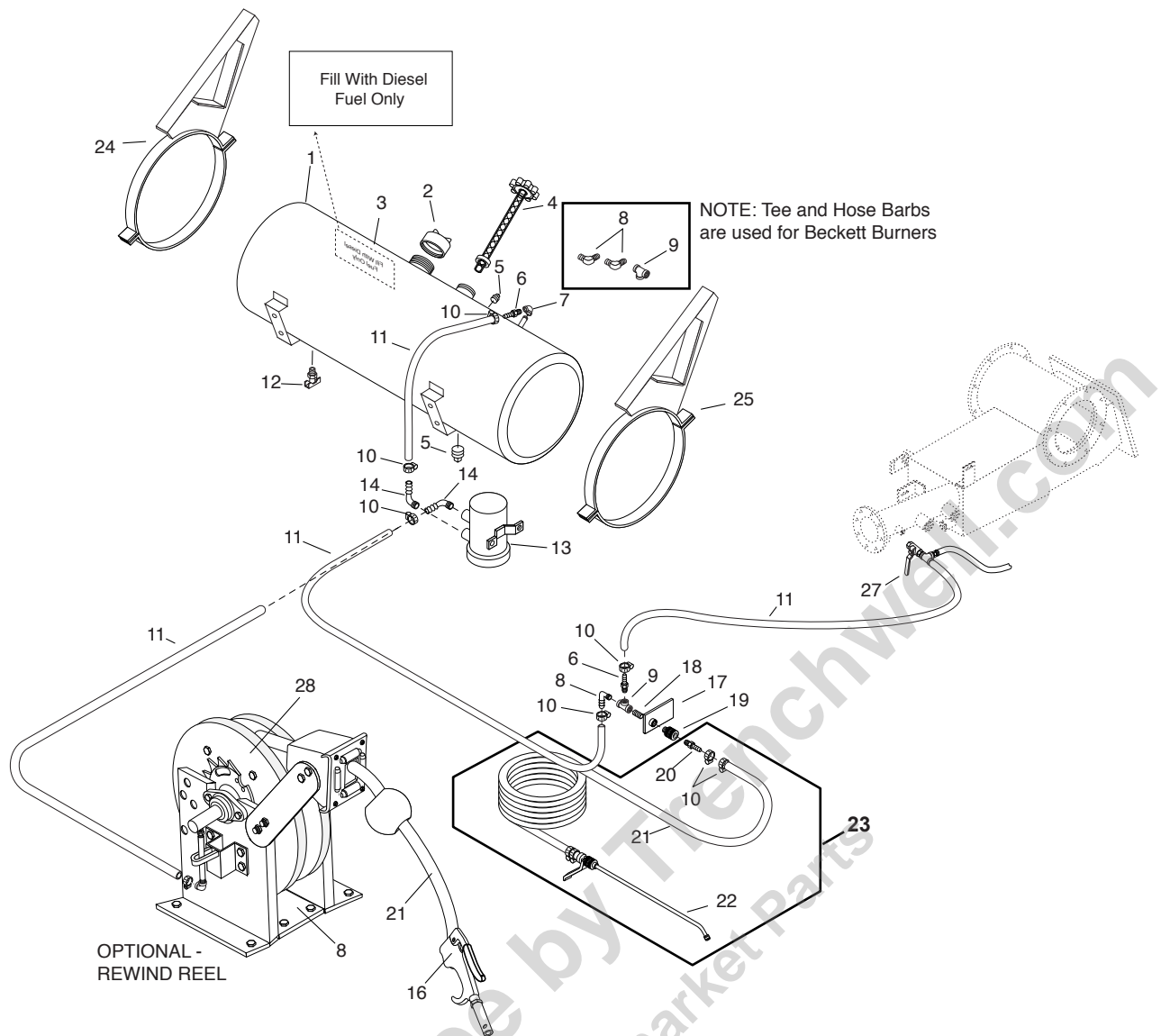
ENVIRO FLUSH Recirculating Flushing System

(Optional)

REF	PART NO.	QTY	DESCRIPTION	REF	PART NO.	QTY	DESCRIPTION
1	3342671	1	Return Line with Drain				
2	0108687	3	Elbow-Pipe, 1", 90, Street				
3	0127874	3	Nipple-Pipe, 1" X Close				
4	6600726	1	Valve-Cock, Steam, 1.00"				
5	0103389	1	Pin-Cotter, 1/8 X 2				
6	S1391AC	1	Crosshaft-Drain Valve				
7	C1257AH	1	Bracket-Mount, Lever				
8	C1257AJ	1	Decal-Drain Valve				
9	C1257AG	1	Lever-Drain Valve				
10	6601565	4	Hose End-1.00"NPT				
11	6000792	4	Hose Clamp, Screw Type, MS, 1.00				
12	6601564	20'	Hose-1.00", Suction				
13	3342678	1	Suction Strainer Box, Recirc				
14	6601307	1	Gauge-Liquid, 14" Tank				
15	6100235	1	Filler Cap				
16	0108686	1	Elbow-Pipe, 0.50" NPT, PN				
17	S1495AD	1	Flushing Tank <i>(Includes Ref 18-21)</i>				
18	0121900	16	Screw-Hex, 0.25 X 1.00, GR2, PD				
19	0120386	32	Washer-Flat, 0.24				
20	9413946	16	Nut-Hex, Lock, 0.25NC				
21	C1257AC	2	Gasket-Flange				
22	6600162	1	Drain Cock-0.25"				
23	6601177	2	Valve-Butterfly, 1.00" NPT				
24	2610041	2	Bracket Asm-Mtg, Fuel Tank <i>(Includes Ref 25-27)</i>				
25	0122459	4	Screw-Hex, 0.505-NC x 2.00, GR2, PD				
26	9411727	4	Nut-Hex, Lock, 0.50NC EA, PD				
27	3311022	2	Band-Support, Fuel Tank				
28	9413948	4	Nut-Hex, Lock, 0.62NC, EA, GRA, PD				
29	9422850	4	Washer-Flat, 0.62A (0.65 x 1.31)HN				
30	3360726	4	Bolt-Hook, Bit, Frame Truck				
31	6600663	1	Hose End-08 x 08 ST, LPSP				
32	6600662	2'	Hose-0.50"				
	3360180	1	Plate-Fill with Diesel Fuel Only <i>(Not Shown)</i>				

SPRAY SYSTEM

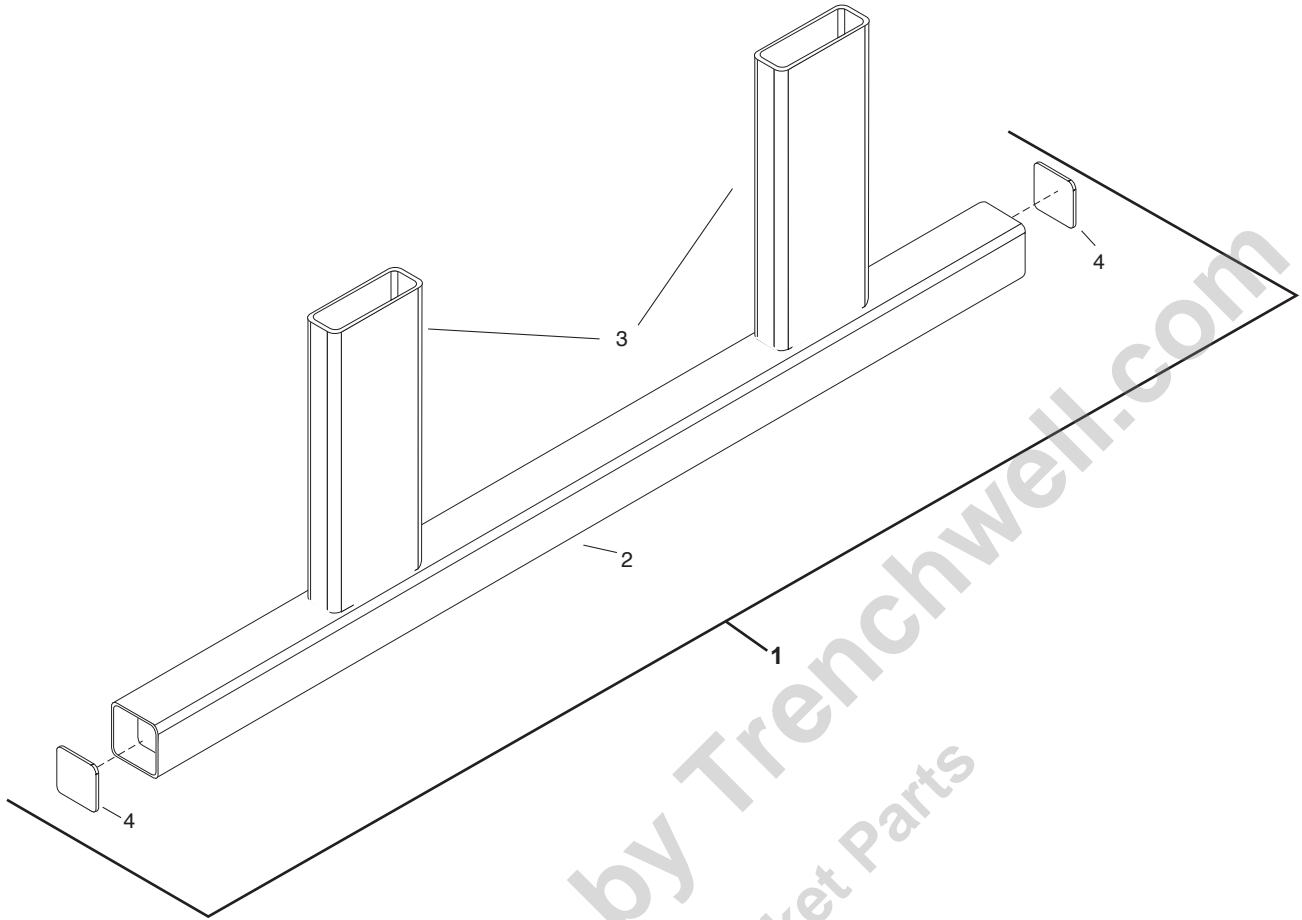
Power Washdown And Self Flushing System



REF	PART NO.	QTY	DESCRIPTION	REF	PART NO.	QTY	DESCRIPTION
1	3380857	1	Fuel Tank Asm, 12" x 50"	16	6604247	1	Gun-Air Blow, Lever Operated
	3380858	1	Fuel Tank Asm, 14" x 42"	17	3331875	1	Bracket Asm
2	6100235	1	Filler Cap	18	0105405	1	Nipple-0.25 x 0.88, CL
3	3360180	1	Plate - FILL W/DIESEL FUEL ONLY	19	6601821	1	Coupling-Quick Connect, 0.25NPT
4	6601306	1	Gauge-Liquid, 12" Tank	20	6601820	1	Nipple-Quick Connect, 0.25
	6601307	1	Gauge-Liquid, 14" Tank	21	6600324	AR	Hose-0.38 (Specify Length)
5	0219189	2	Plug-Pipe, SqHd, 0.25	22	4480132	1	Wand
6	6445028	2	Hose End-04 x 04MP, ST	23	3361014	1	Hose & Wand Asm - 26' (Includes Ref 10, 20-22)
7	0105413	1	Elbow-Pipe, 0.25NPT	24	3381296	1	Bracket Asm-Tank, Fuel, Hyd, 12", RH
8	3381512	1	Mount-Plate, Reel		3381560	1	Bracket Asm-Tank, Fuel, Hyd, 14", RH
9	0105417	1	Tee-0.25NPT	25	3381297	1	Bracket Asm-Tank, Fuel, Hyd, 12", LH
10	6001005	7	Clamp-Hose, Screw Type, M5		3381561	1	Bracket Asm-Tank, Fuel, Hyd, 14", LH
11	6601452	AR	Hose, 0.25 (Specify Length)	26	6602400	3	Hose Barb-04 x 04MP, 90, LP
12	6600162	1	Drain Cock, 0.25	27	6500366	1	Valve-Ball 0.25"
13	3370502	1	Pump-Fuel, Electric, 12V	28	6603836	1	Hose Reel-Spring Rewind-OPTIONAL
14	6602399	2	Hose Barb-04 x 02MP90				
15	0119920	1	Nipple, 0.25 x 2.00				

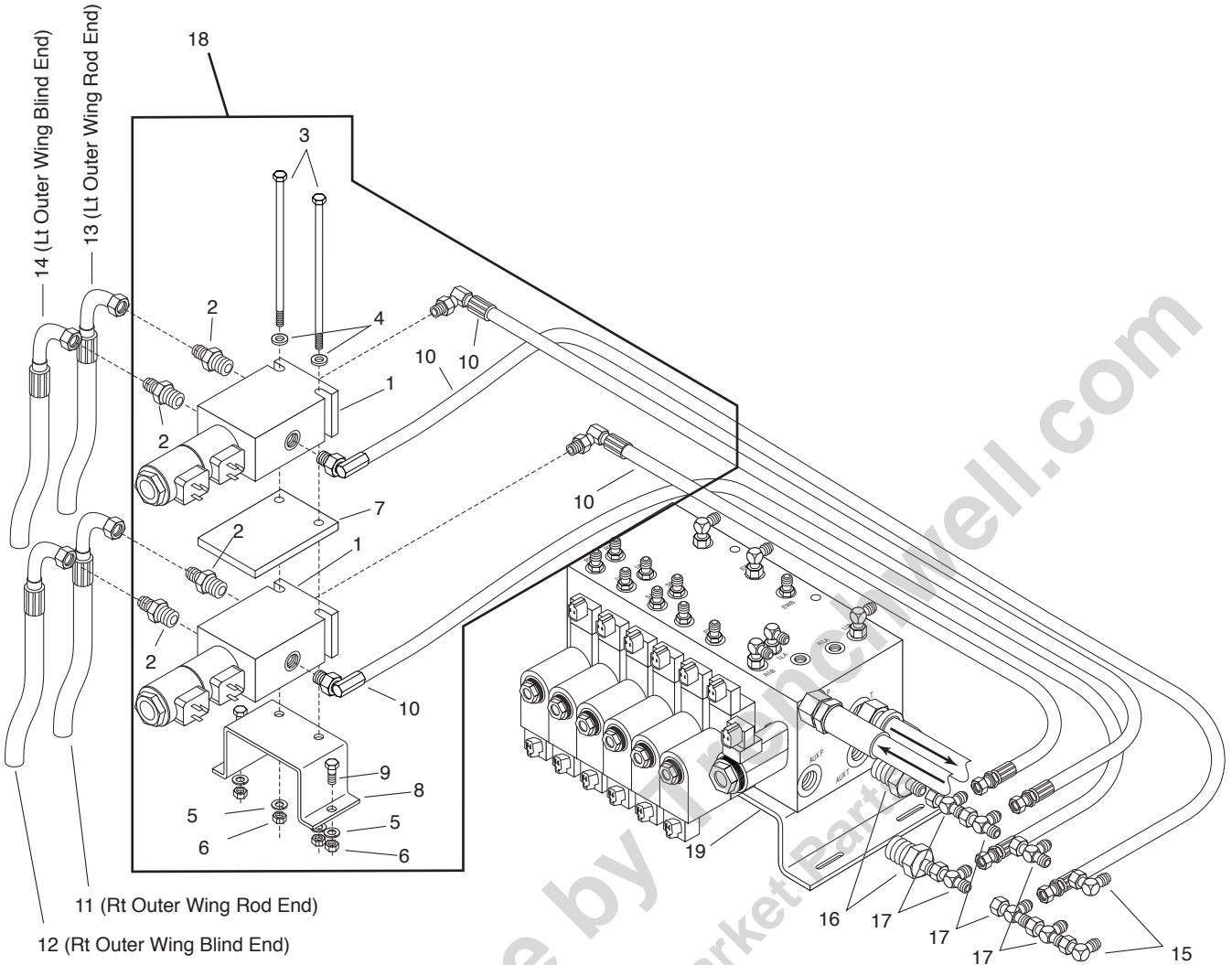
AR = As Required

Spraybar Bumper Guard



REF	PART NO.	QTY	DESCRIPTION	REF	PART NO.	QTY	DESCRIPTION
1	3311839	1	Guard-Spraybar, Bumper <i>(Includes Ref 2-4)</i>				
2	3311797	1	Beam-Underride				
3	3311840	2	Tube-Spraybar Guard				
4	3352619	2	End Plate-Spraybar				

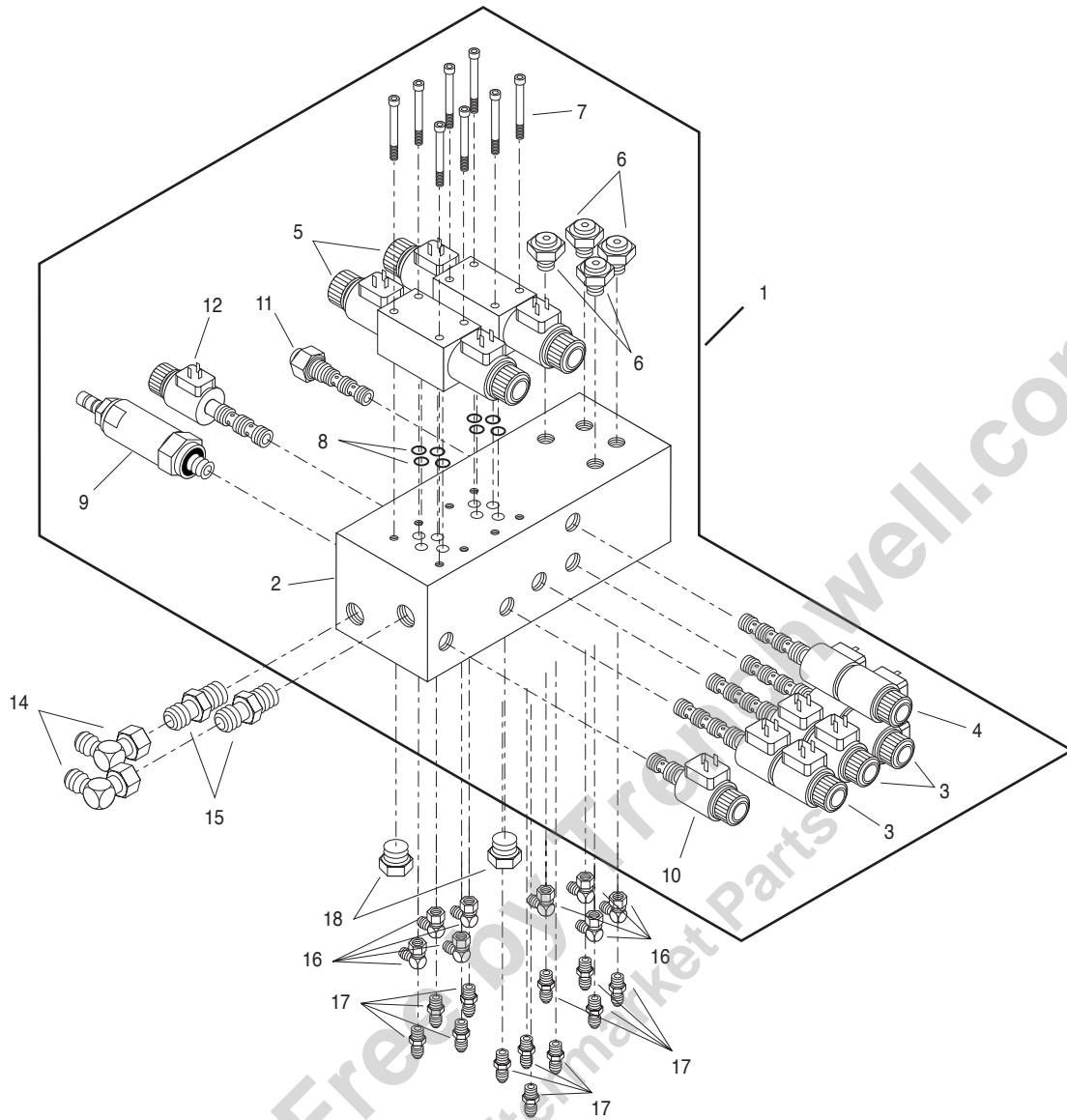
Solenoid Valves For Multifold Spraybars Tri-Fold Shown



HYDRAULIC

REF	PART NO.	QTY	DESCRIPTION	REF	PART NO.	QTY	DESCRIPTION
1	6603755	2	Valve-Sol., 4-Way, 3 Pos, Closed	14	3361683	1	Hose Asm-04 x 302, 04MPX-04FJX
2	6603890	4	Adapter-Hyd, ST, 06MB-04MJ	15	9410278	2	Elbow-Hyd, 90, 04FJX-04MJ
3	0173206	2	Screw-0.25NC x 3.50	16	6602363	2	Adapter-Hyd, ST, 08MB-04MJ
4	0120386	2	Flat Washer-0.25	17	6602140	6	Tee-Hyd, 04MJ-04FJX-04MJ
5	0120380	4	Lock Washer-0.25	18	3361462	1	Valve Asm (Includes Ref 1-10)
6	0120375	4	Nut-0.25NC	19	6603742	1	Manifold Asm- Ref Only
7	3311294	1	Spacer Plate				
8	3311502	1	Bracket				
9	0121900	2	Screw-0.25NC x 1.00				
10	3361213	4	Hose Asm-04 x 24, 06MBX90-04FJX				
11	3361680	1	Hose Asm-04 x 298, 04MPX-04FJX				
12	3361681	1	Hose Asm-04 x 308, 04MPX-04FJX				
13	3361682	1	Hose Asm-04 x 292, 04MPX-04FJX				

Hydraulic Manifold Assembly - Variable Width Spray Bar

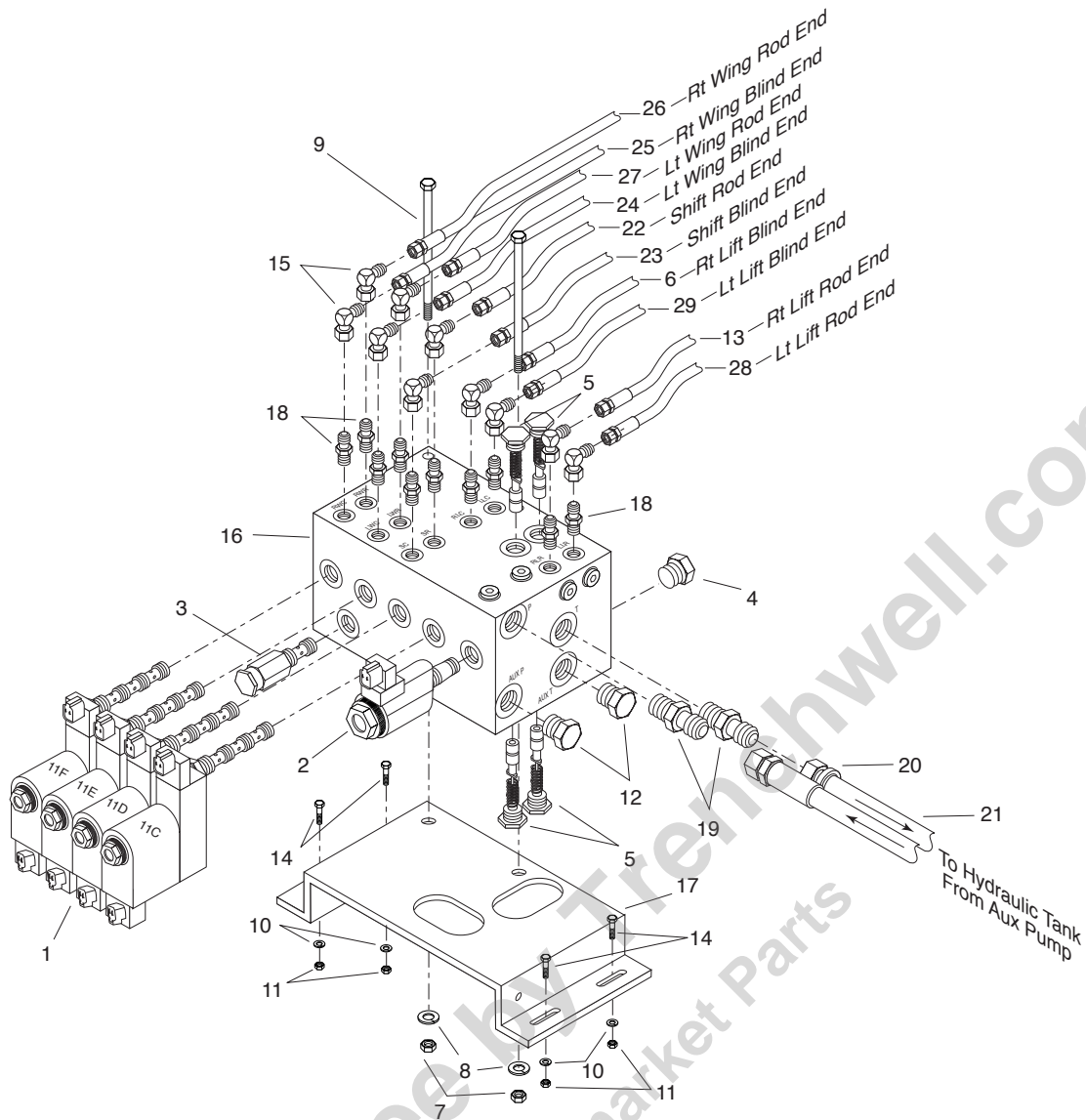


HYDRAULIC

REF	PART NO.	QTY	DESCRIPTION	REF	PART NO.	QTY	DESCRIPTION
1	6603381	1	Manifold Asm (Includes Ref 2-13)	13	7050457	4	Orifice-Fixed (Not Shown)
2	7050451	1	Manifold Block-No Valves	14	9410281	2	Elbow-Hydr,90,08FJX-08MJ
3	7050460	3	Valve-Cart,4 Way,3 Pos,Sol,Clsd Ctr	15	9410203	2	Adapter-Hydr,St,08MB-08MJ
4	7050458	1	Valve-Cart,4 Way,3 Pos,Sol,ABT Ctr	16	9410278	8	Elbow-Hydr,90,04FJX-04MJ
5	6602723	2	Valve-Prop,4Way,3Pos,D03	17	9410200	12	Adapter-Hydr,St,04MB-04MJ
6	7050456	4	Valve-Cart,Check,Pilot Oper	18	9410359	2	Plug-Hydr,08MB
7	0147117	8	Screw-Hex,Sock,10NC x 2,PD				
8	0274244	8	O-Ring				
9	7050453	1	Relief Valve-Cartridge				
10	7050452	1	Valve-Solenoid,2 Pos,N.O.				
11	7050455	1	Valve-Flow Divider				
12	7050459	1	Valve-4 Way,2 Pos,N.O.				

Specify Unit Serial No., Part No., & Part Description

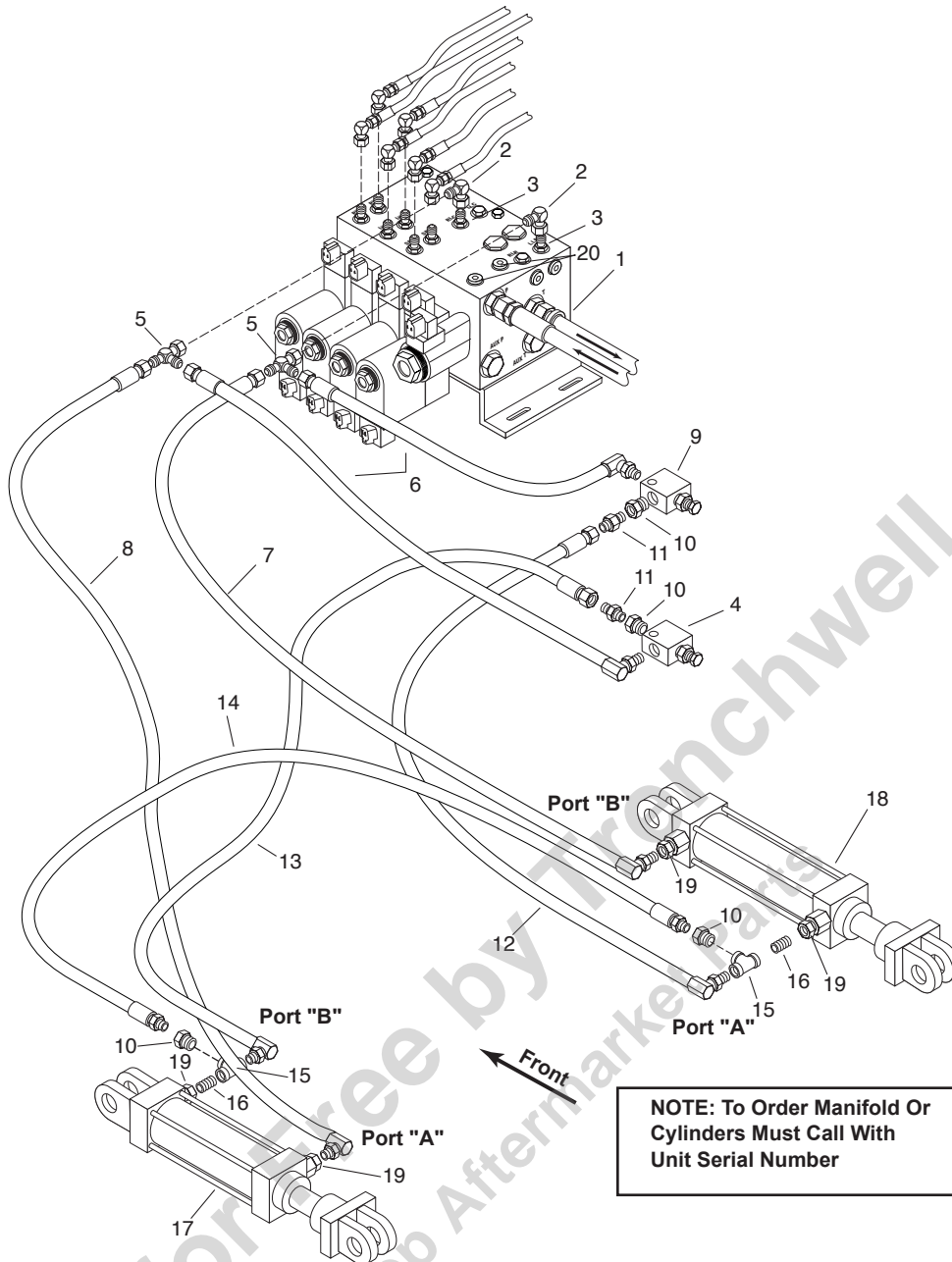
4 Station Manifold Assembly



REF	PART NO.	QTY	DESCRIPTION	REF	PART NO.	QTY	DESCRIPTION
1	7050766	4	Valve-Sol,Directional Control	15	9410278	10	Elbow-Hyd,90,04FJX-04MJ
	7050770	1	Coil	16	6603741	1	Manifold Assembly (Includes Ref 1-5)
2	7050762	1	Valve-Sol,2-Way,2 Pos,Open	17	3361454	1	Bracket-Mtg,4 Sta,Hyd,Manifold
	7050771	1	Coil	18	9410200	10	Adapter-Hyd,ST,04MB-04MJ
3	7050763	1	Valve-Relief,1500 psi setting	19	9410203	2	Adapter-Hyd,ST,08MB-08MJ
4	4470943	1	Plug-Hydr, 10MB	20	6600663	1	Hose End-08 x 08MP,ST,LPSP
5	7050765	4	Valve-Check,Pilot Oper	21	6600662	1	Hose-1/2" Fuel/Air (Specify Length)
6	3361671	1	Hose Asm-04 x 132,04FJX-06MPX90	22	3361099	1	Hose Asm-04 x 146,04FJX-06MPX90
7	0120377	2	Nut-Hex-0.38NC	23	3361098	1	Hose Asm-04 x 136,04FJX-06MPX90
8	0120382	2	Lock Washer-0.38	24	3361092	1	Hose Asm-04 x 180,04FJX-06MPX90
9	0115253	2	Screw-Hex,0.38NC x 5.00,Gr 2	25	3361093	1	Hose Asm-04 x 160,04FJX-06MPX90
10	0120380	4	Lock Washer-0.25	26	3361095	1	Hose Asm-04 x 166,04FJX-06MPX90
11	0120375	4	Nut-Hex,0.25NC	27	3361094	1	Hose Asm-04 x 174,04FJX-06MPX90
12	9410359	2	Plug-Hyd,08MB	28	3361097	1	Hose Asm-04 x 149,04FJX-06MPX90
13	3361672	1	Hose Asm-04 x 155,04FJX-06MPX90	29	3361096	1	Hose Asm-04 x 126,04FJX-06MPX90
14	0121926	4	Screw-0.25NC x 1.50				

4 Station Hydraulic Manifold w/External Relief Valves

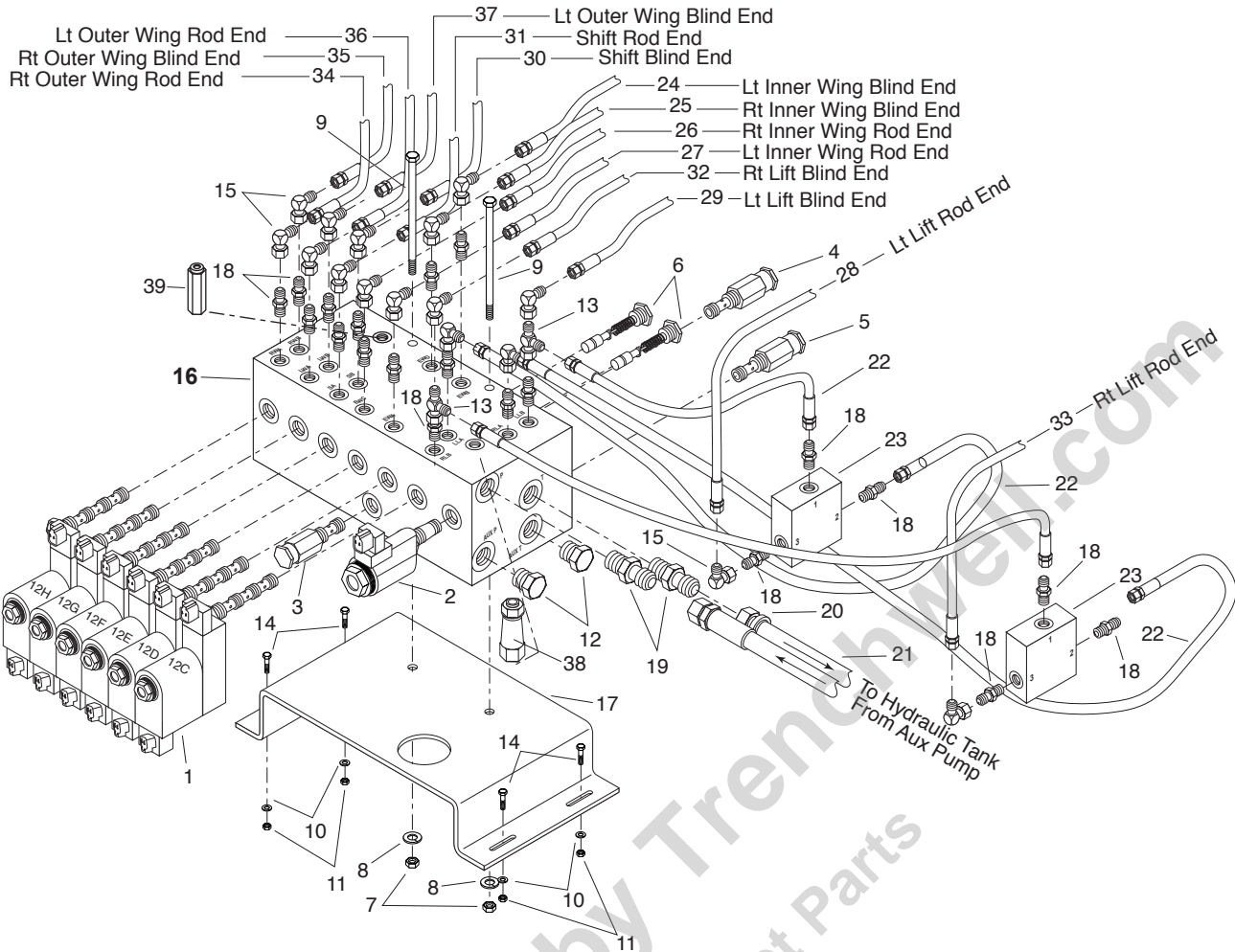
Used on 16 Ft and Longer Spraybars



REF	PART NO.	QTY	DESCRIPTION	REF	PART NO.	QTY	DESCRIPTION
1	6603741	1	Manifold-4 Station Heavy Duty	11	6601381	2	Adapter-Hyd, ST, 04MP-04MJ
2	9410278	6	Elbow-Hyd,90, 04FJX-04MJ	12	3361672	1	Hose Asm-04x137, 06MPX90-04FJX
3	9410200	7	Adapter-Hyd, ST, 04MB-04MJ	13	3361096	1	Hose Asm-04x126, 06MPX90-04FJX
4	3361279	1	Valve-Relief, Direct Acting, 400 PSI	14	3180674	1	Hose Asm-04x34, 04MPX-04MPX
5	9410304	2	Tee-Hyd, 04MJ-04MJ-04FJX	15	6602750	2	Tee-Pipe, 0.38 x 0.25NPT
6	2660192	2	Hose Asm-04x19.5, 06MPX90-04FJX	16	0111305	2	Nipple-Pipe, 0.38 x 1.12 Lg
7	3361671	1	Hose Asm-04x126, 06MPX90-04FJX	17	6602657	1	Cylinder-Hyd, 3.00
8	3361097	1	Hose Asm-04x137, 06MPX90-04FJX	18	6602656	1	Cylinder-Hyd, 3.25
9	3361279	1	Valve-Relief, Direct Acting, 700 PSI	19	0144039	4	Bushing-Pipe, .50 x .38
10	0144036	4	Bushing-Pipe, 0.38 x 0.25NPT	20	9410356	2	Plug-Hydr, 4MB

Specify Unit Serial No., Part No., & Part Description

6 Station Manifold Assembly with Internal Relief Valves

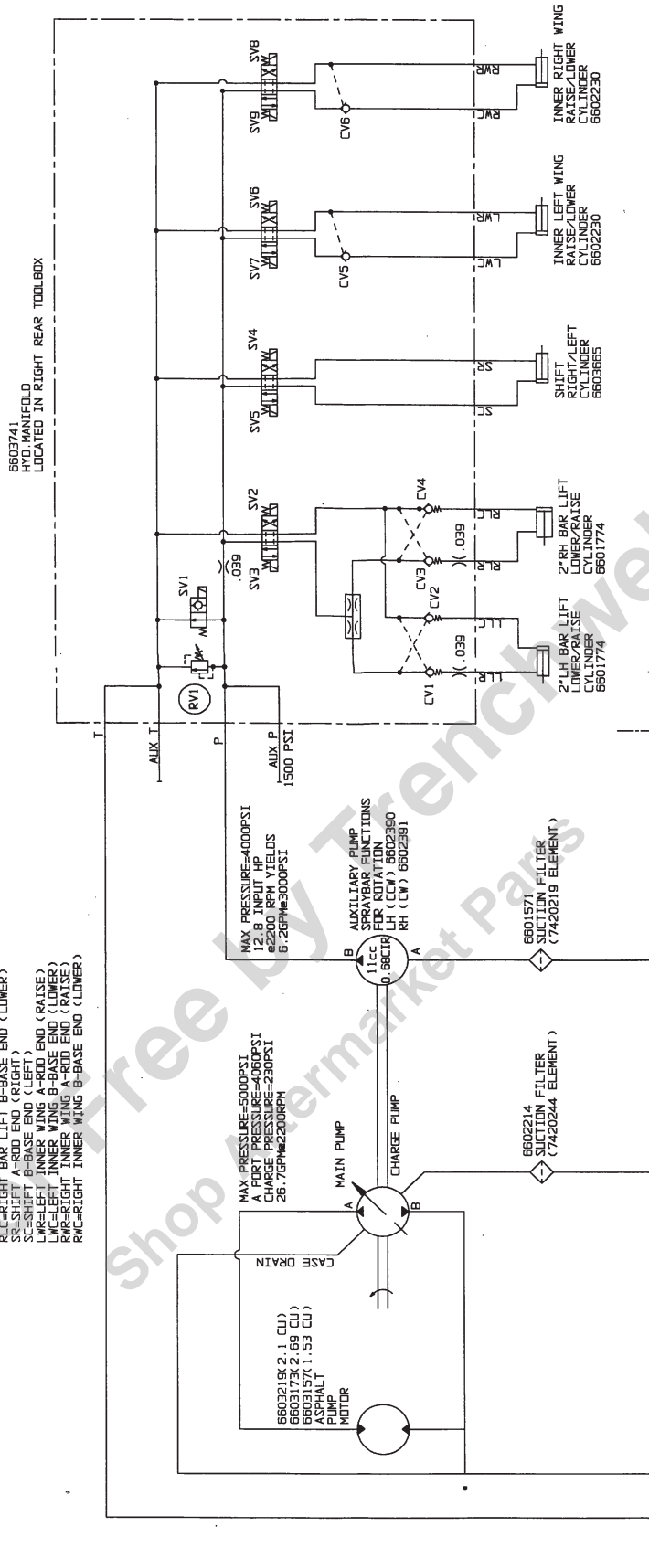


REF	PART NO.	QTY	DESCRIPTION	REF	PART NO.	QTY	DESCRIPTION
1	7050766	6	Valve-Sol,4-Way,3 Pos,Closed	19	9410203	23	Adapter-Hyd,ST,08MB-08MJ
	7050770	1	Coil	20	6600663	1	Hose End-08 x 08MP,ST,LPSP
2	7050762	1	Valve-Sol,2-Way,2 Pos,Open	21	6600662	1	Hose-Push Lock (Specify Length)
	7050771	1	Coil	22	3361301	4	Hose Asm-04 x 45,04FJX-04FJX
3	6603778	1	Valve-Relief,2000 psi setting	23	6603158	2	Valve-Check,Pilot Operated
4	7050812	1	Valve-Relief,350 psi setting	24	3361092	1	Hose Asm-04 x 180,04FJX-06MPX90
5	7050813	1	Valve-Relief,500 psi setting	25	3361093	1	Hose Asm-04 x 160,04FJX-06MPX90
6	7050765	4	Valve-Check,Pilot Oper	26	3361095	1	Hose Asm-04 x 166,04FJX-06MPX90
7	0120377	2	Nut-Hex-0.38NC	27	3361094	1	Hose Asm-04 x 174,04FJX-06MPX90
8	0120382	2	Lock Washer-0.38	28	3361097	1	Hose Asm-04 x 149,04FJX-06MPX90
9	0179104	2	Screw-Hex,0.38NC x 4.50,Gr 2	29	3361096	1	Hose Asm-04 x 126,04FJX-06MPX90
10	0120380	4	Lock Washer-0.25	30	3361098	1	Hose Asm-04 x 136,04FJX-06MPX90
11	0120375	4	Nut-Hex,0.25NC	31	3361099	1	Hose Asm-04 x 146,04FJX-06MPX90
12	9410359	2	Plug-Hyd,08MB	32	3361671	1	Hose Asm-04 x 132,04FJX-06MPX90
13	9410304	2	Tee-Hyd, 04MJ-04FJX-04MJ	33	3361672	1	Hose Asm-04 x 155,04FJX-06MPX90
14	0121900	4	Screw-0.25NC x 1.00	34	3361214	1	Hose Asm-04 x 268,04FJX-06MPX90
15	9410278	15	Elbow-Hyd,90,04FJX-04MJ	35	3361215	1	Hose Asm-04 x 278,04FJX-06MPX90
16	6603742	1	Manifold Assembly (Includes Ref 1-6)	36	3361216	1	Hose Asm-04 x 264,04FJX-06MPX90
17	3361297	1	Bracket-Mtg,6 Sta,HD,Manifold	37	3361217	1	Hose Asm-04 x 274,04FJX-06MPX90
18	9410200	17	Adapter-Hyd,ST,04MB-04MJ	38	7050814	1	Valve, Counter Balance
				39	7050815	1	Flow Control

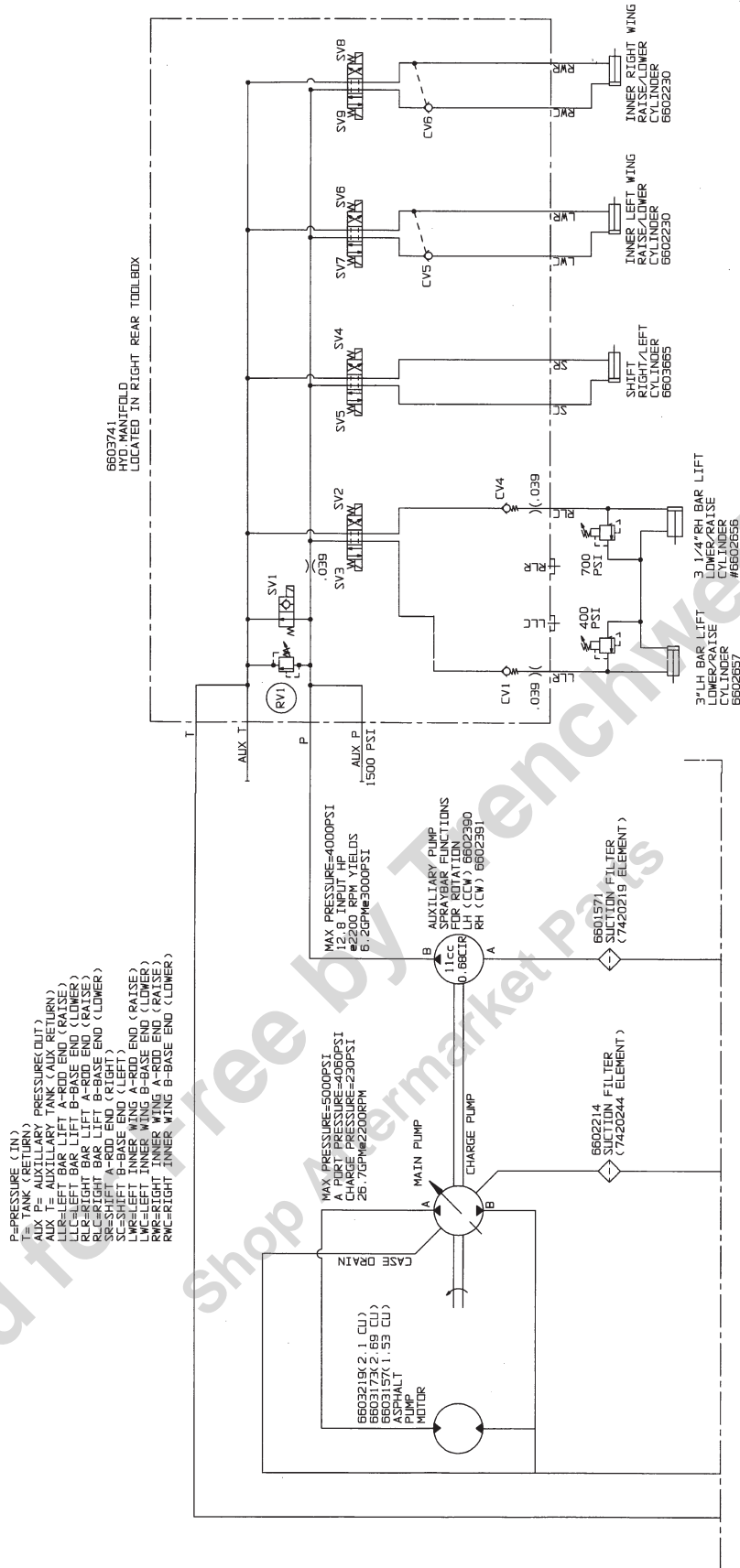
Schematic 9305025 - Standard 4 Station Manifold Block

HYDRAULIC DIAGRAMS

- P=PRESSURE (IN)
- T=TANK (RETURN)
- AUX P= AUXILIARY TANK (AUX RETURN)
- LL=LEFT BAR LIFT A-BASE END (LOWER)
- LR=LEFT BAR LIFT B-BASE END (LOWER)
- RL=RIGHT BAR LIFT A-BASE END (RAISE)
- RR=RIGHT BAR LIFT B-BASE END (LOWER)
- SR=SHIFT A-BASE END (RIGHT)
- SL=SHIFT B-BASE END (LEFT)
- LWR=LEFT INNER WING A-ROD END (RAISE)
- LWL=LEFT INNER WING B-ROD END (LOWER)
- RWR=RIGHT INNER WING A-ROD END (RAISE)
- RWL=RIGHT INNER WING B-ROD END (LOWER)



Schematic 9305029 - Heavy Duty 4 Station Manifold Block

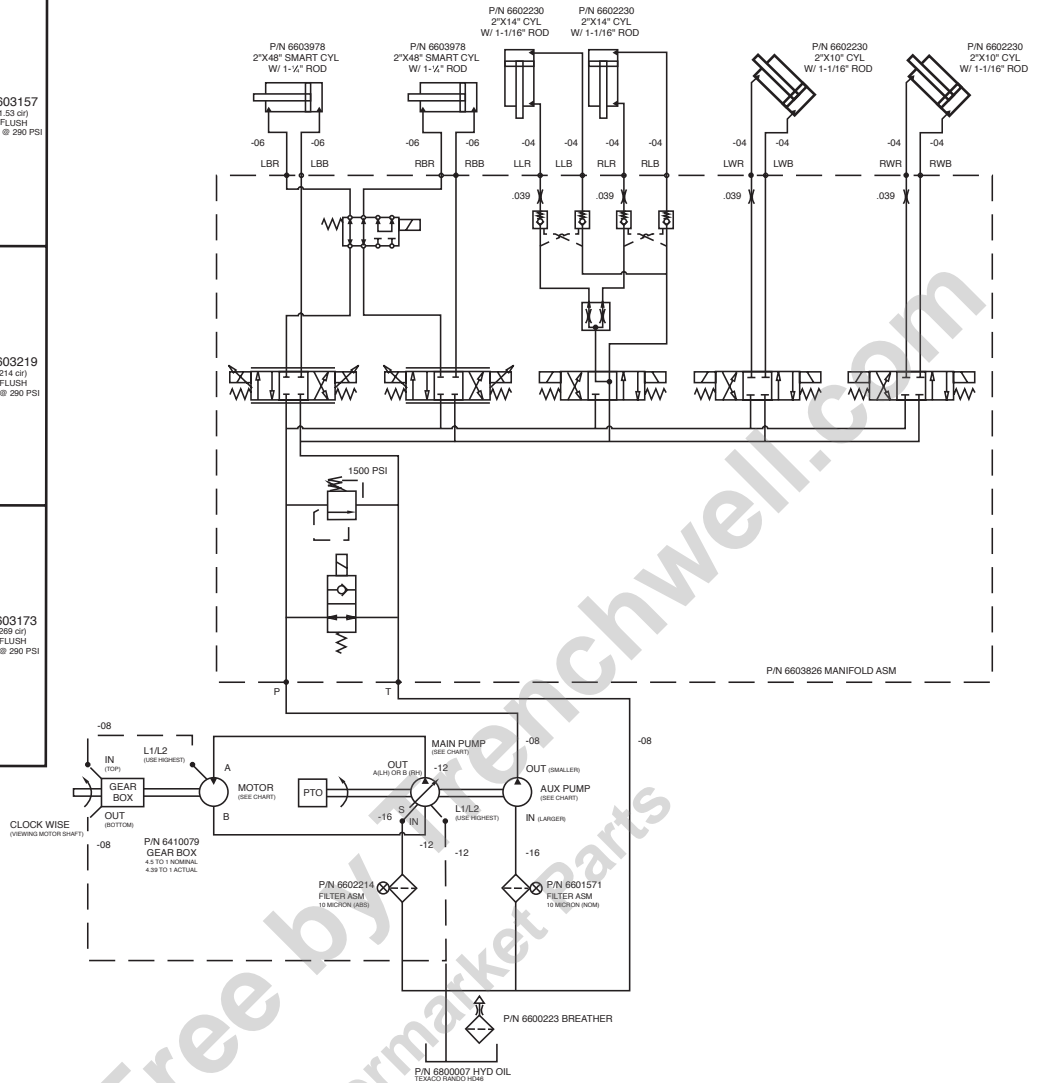


HYDRAULIC DIAGRAMS

Schematic 9306083 - Variable Width Spray Bar Shift and Lift

Serial # S6211, S6238, S6248-50, S6282, S6283, S6314, S6329, S6338, S6374 & Up

PTO ROTATION	MAIN PUMP	AUX PUMP	MOTOR
LH (CCW)	P/N 6603243 (W/O SPEED) 42 SERIES 51 cc (3.11 cfr) 345 bar (5004 psi) CHARGE PUMP 15.6 cc (0.95 cfr) 20 bar (290 psi)	P/N 6603432 23 cc (1.40 cfr)	P/N 6603157 25 cc (1.53 cfr) LOOP FLUSH 0.65 GPM @ 290 PSI
RH (CW)	P/N 6603242 (W/O SPEED) 42 SERIES 51 cc (3.11 cfr) 345 bar (5004 psi) CHARGE PUMP 15.6 cc (0.95 cfr) 20 bar (290 psi)	P/N 6603436 23 cc (1.40 cfr)	
LH (CCW)	P/N 6603759 (W/O SPEED) 90 SERIES 75 cc (4.57 cfr) 350 bar (5076 psi) CHARGE PUMP 20 cc (1.22 cfr) 20 bar (290 psi)	P/N 6603432 23 cc (1.40 cfr)	P/N 6603219 35 cc (2.14 cfr) LOOP FLUSH 165 GPM @ 290 PSI
RH (CW)	P/N 6603758 (W/O SPEED) 90 SERIES 75 cc (4.57 cfr) 350 bar (5076 psi) CHARGE PUMP 20 cc (1.22 cfr) 20 bar (290 psi)	P/N 6603436 23 cc (1.40 cfr)	
LH (CCW)	P/N 6603761 (W/O SPEED) 90 SERIES 100 cc (6.10 cfr) 350 bar (5076 psi) CHARGE PUMP 20 cc (1.22 cfr) 20 bar (290 psi)	P/N 6603432 23 cc (1.40 cfr)	P/N 6603173 44 cc (2.69 cfr) LOOP FLUSH 165 GPM @ 290 PSI
RH (CW)	P/N 6603760 (W/O SPEED) 90 SERIES 100 cc (6.10 cfr) 350 bar (5076 psi) CHARGE PUMP 20 cc (1.22 cfr) 20 bar (290 psi)	P/N 6603436 23 cc (1.40 cfr)	



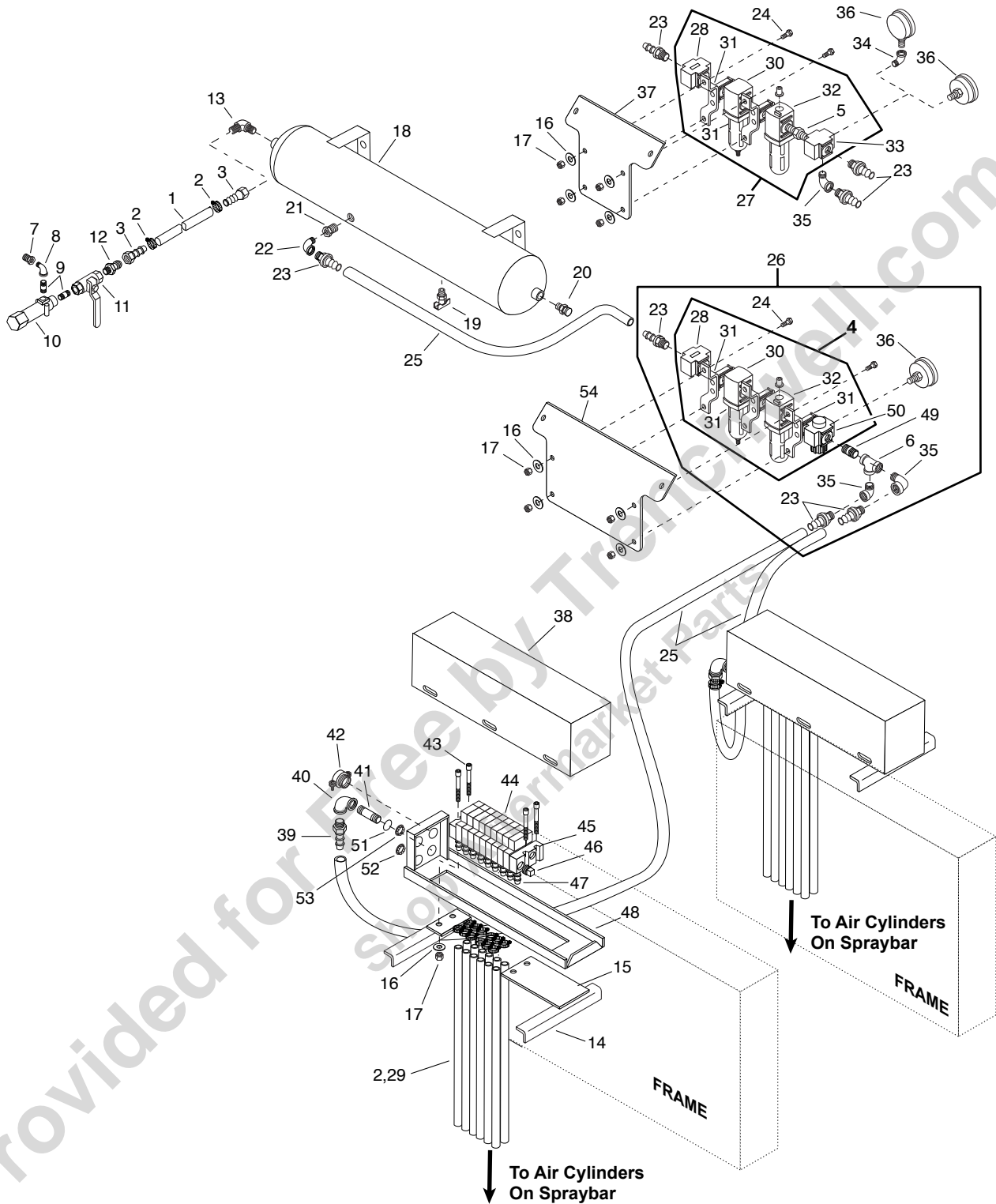
HYDRAULIC DIAGRAMS

MAIN PUMP ROTATION	HIGH PRESSURE GAUGE PORT	CHARGE PRESSURE GAUGE PORT
LH (CCW)	M2	M3
RH (CW)	M1	

REF	PART NO.	QTY	DESCRIPTION	REF	PART NO.	QTY	DESCRIPTION
LBR	6603674	1	Hose Asm-06 x 46.5, 06FJX-06FJX90 <i>Labeled "Smart Cyl Rod End"</i>	RLR	6603404	1	Hose Asm-04 x 36, 04FJX-06MPX90 <i>Labeled "Right Lift Rod End"</i>
LBB	6603673	1	Hose Asm-06 x 70, 06FJX-06FJX90 <i>Labeled "Smart Cyl Base End"</i>	RLB	6603403	1	Hose Asm-04 x 48.5, 04FJX-06MPX90 <i>Labeled "Right Lift Base End"</i>
RBR	6603674	1	Hose Asm-06 x 46.5, 06FJX-06FJX90 <i>Labeled "Smart Cyl Rod End"</i>	LWR	6603635	1	Hose Asm-04 x 145.5, 04FJX-06MPX90 <i>Labeled "Left Wing Rod End"</i>
RBB	6603673	1	Hose Asm-06 x 70, 06FJX-06FJX90 <i>Labeled "Smart Cyl Base End"</i>	LWB	6603637	1	Hose Asm-04 x 131.5, 04FJX-06MPX90 <i>Labeled "Left Wing Base End"</i>
LLR	6603402	1	Hose Asm-04 x 44, 04FJX-06MPX90 <i>Labeled "Left Lift Rod End"</i>	RWR	6603636	1	Hose Asm-04 x 147, 04FJX-06MPX90 <i>Labeled "Right Wing Rod End"</i>
LLB	6603401	1	Hose Asm-04 x 56, 04FJX-06MPX90 <i>Labeled "Left Lift Base End"</i>	RWB	6603638	1	Hose Asm-04 x 133, 04FJX-06MPX90 <i>Labeled "Right Wing Base End"</i>

Specify Unit Serial No., Part No., & Part Description

Air Supply - Standard Bar
 Spraybar Controlled in 1' Increments
 Frame Mounted Air Valves
 Asm w/o Pressure Regulator - Superseded
 by Asm w/ Pressure Regulator
 as shown below

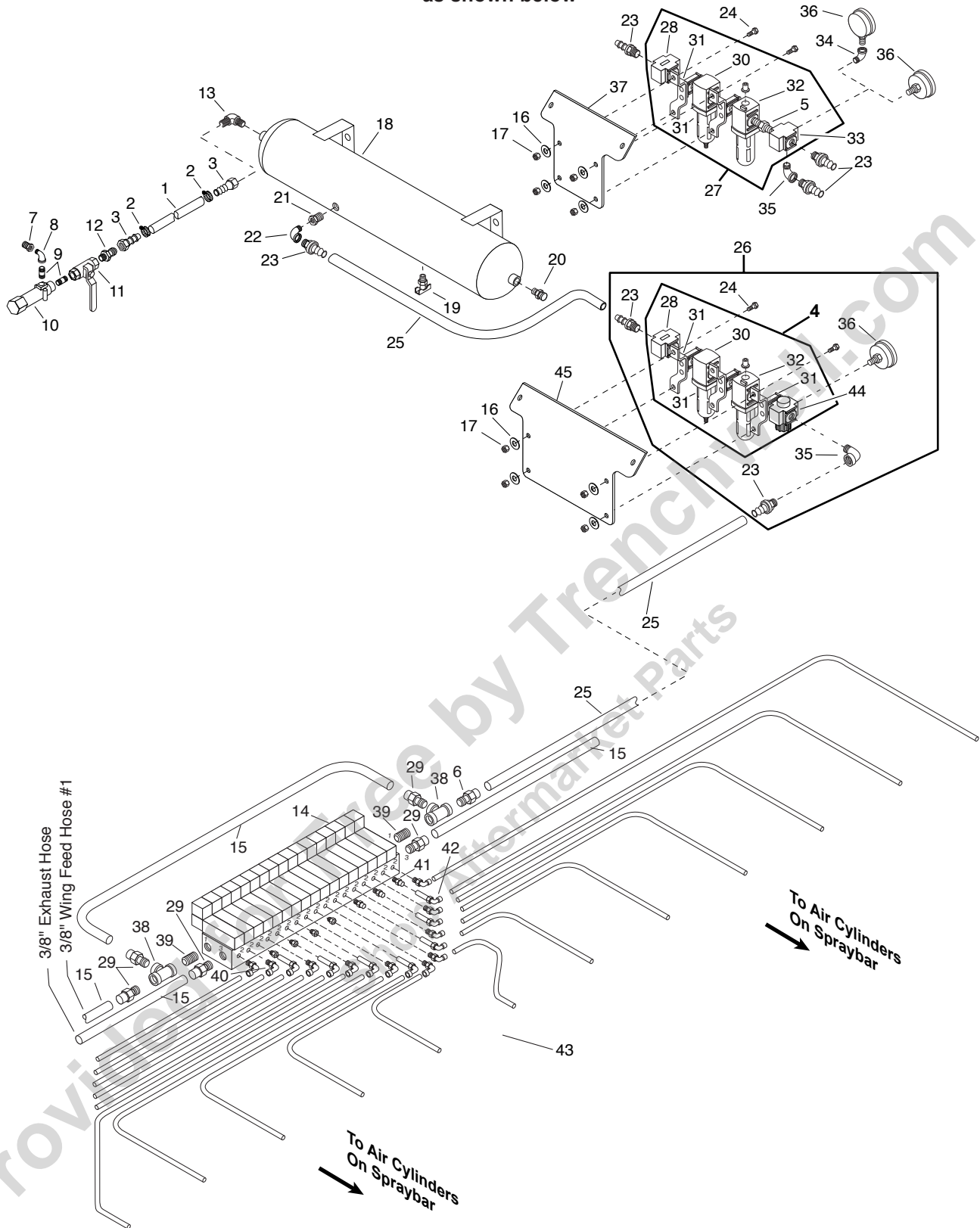


Air Supply - Standard Bar
Spraybar Controlled in 1' Increments
Frame Mounted Air Valves

REF	PART NO.	QTY	DESCRIPTION	REF	PART NO.	QTY	DESCRIPTION
1	6600324	AR	Hose-Hyd, 0.38, 300 WP/FT	40	0119097	2	Elbow-PP, 90, 0.38"NPT, PN
2	6000087	AR	Clamp-Hose, .56-1.06	41	0120128	2	Nipple-PP, Sch 40, 0.38" x 3.50", PN
3	6600306	2	Hose End-06 x 06FSX, ST, LPSP	42	6701510	2	Connector-Romex, 0.75 Trac
4	6602982	1	Filter/Regulator/Lubricator Asm <i>Includes Ref 28, 30-32, 50)</i>	43	0138207	8	Cap-Screw-Hex, Skt. 1/4-20 x 2 1/4
5	6601714	1	Adapter-Hydr, St, 08MP-08MP	44	6604037	AR	Valve-Air, 2 Pos, 4 Way, 12VDC, Mac
6	0144035	1	Tee-Pipe, 0.50, PD	6604038	AR	Coil	
7	0119931	4	Bushing-PP, 0.38 x 0.25NPT, PN	7420231	1	Gasket-Stacking, Air Valve, Mac	
8	0105423	2	Elbow-PP, 90, ST, 0.25NPT, PN	PD10680	1	Kit-Repair Spl Mac Vlv 6604037	
9	0105407	3	Nipple-PP, Sch 40, 0.25 x 1.50, PN	7530034	1	Sol & Pilot Asm for 6604037	
10	6600304	1	Valve-Pressure Regulator	45	6601456	2	Plate-End, Spraybar Cont Valve
11	6500366	1	Valve-Ball .25"	46	0219191	2	Plug-Pipe, SqHd, 0.38NPT", PN
12	0118750	1	Adapter-Auto, ST, 04MP-06MS	47	6602575	AR	Hose End, 03 x 04MP, ST
13	6200179	1	Elbow-Flared Tube, Leggett 10F33	48	3361233	2	Air Valve Mtg. Brkt Asm S2000
14	3361227	4	Angle-Mtg. Air Vlv Box	49	6200601	1	Nipple-Pipe, 0.50 CI, PD
15	3360832	2	Support Plate-Air Val Mount Br	50	7050144	1	Regulator
16	0120386	12	Washer-Flat, 0.25A (0.31 x 0.73), PD	51	6703407	2	Grommet
17	9413946	12	Nut-Hex, Lock, 0.25NC, EA, PD	52	6703406	2	Plug-Button, 1"
18	6603024	1	Reservoir-Air 6.00 x 35.2	53	6700723	2	Plug-Knockout, 3/4"
19	6600162	2	Cock-Drain, 0.25 In. Spanco Brs.	54	3361305	1	Bracket-Mtg. Modular Filter/Reg/Lube
20	6600299	1	Vlv-Safety, Midland 110715				AR = As Required
21	0144034	1	Bushing-PP, 0.75 x 0.50NPT, PN				
22	0108686	3	Elbow-PP, 90, ST, 0.50NPT, PN				
23	6600663	4	Hose-End, 08 x 08MP, ST, LPSP				
24	0121887	4	Screw-Hex, 0.25NC x 0.75, GR2, PD				
25	6600662	AR	Hose-Push Lok, Parker 801-8				
26	3361306	1	Kit-Filter/Reg/Lub Asm-Wilkerson <i>(Includes Assembly 4, & Ref 6, 23, 24, 35, 36, 49)</i>				
27	6602818	1	Filter/Reg/Lub Wilkerson <i>(Includes Ref 5, 28, 30-33)</i>				
28	7050060	1	Safety Lockout Valve, 1/2"				
29	6309255	AR	Hose-Fuel, 0.19 ID/FT				
30	7050059	1	Filter W/Auto Drain, 1/2"				
	7050067	1	Filter				
	7050065	1	Bowl/Guard				
	7050066	1	O Ring				
31	7050061	3	Joiner				
32	7050058	1	Lubricator, 1/2"				
	PD11195	1	Sight Dome Asm				
	7050064	1	Bowl/Guard				
	7050066	1	O Ring				
33	7050320	1	Diverter Block, 1/2"				
34	0144112	1	Elbow-Pipe, 90, ST, 0.25"NPT, PD				
35	0127961	2	Elbow-Pipe, 90, ST, 0.50"NPT, PD				
36	6600168	1	Gauge-Pres, 2.5 In., 150 PSIG, Bot. Port				
	6602992	1	Gauge-Pres, 2.5 In., 150 PSIG, Back Port				
37	3361263	1	Bracket-Mtg. Modular Filter/Lube				
38	3360859	2	Lid-Air Valve Mounting Bracket				
39	6602128	2	Hose End-08 x 06MP, ST, LPSP				

AIR SYSTEM

Air Supply - 5 x 3 Big Bar
 Spray Controlled in 1' increments
 Asm w/o Pressure Regulator - Superseded
 by Asm w/ Pressure Regulator
 as shown below



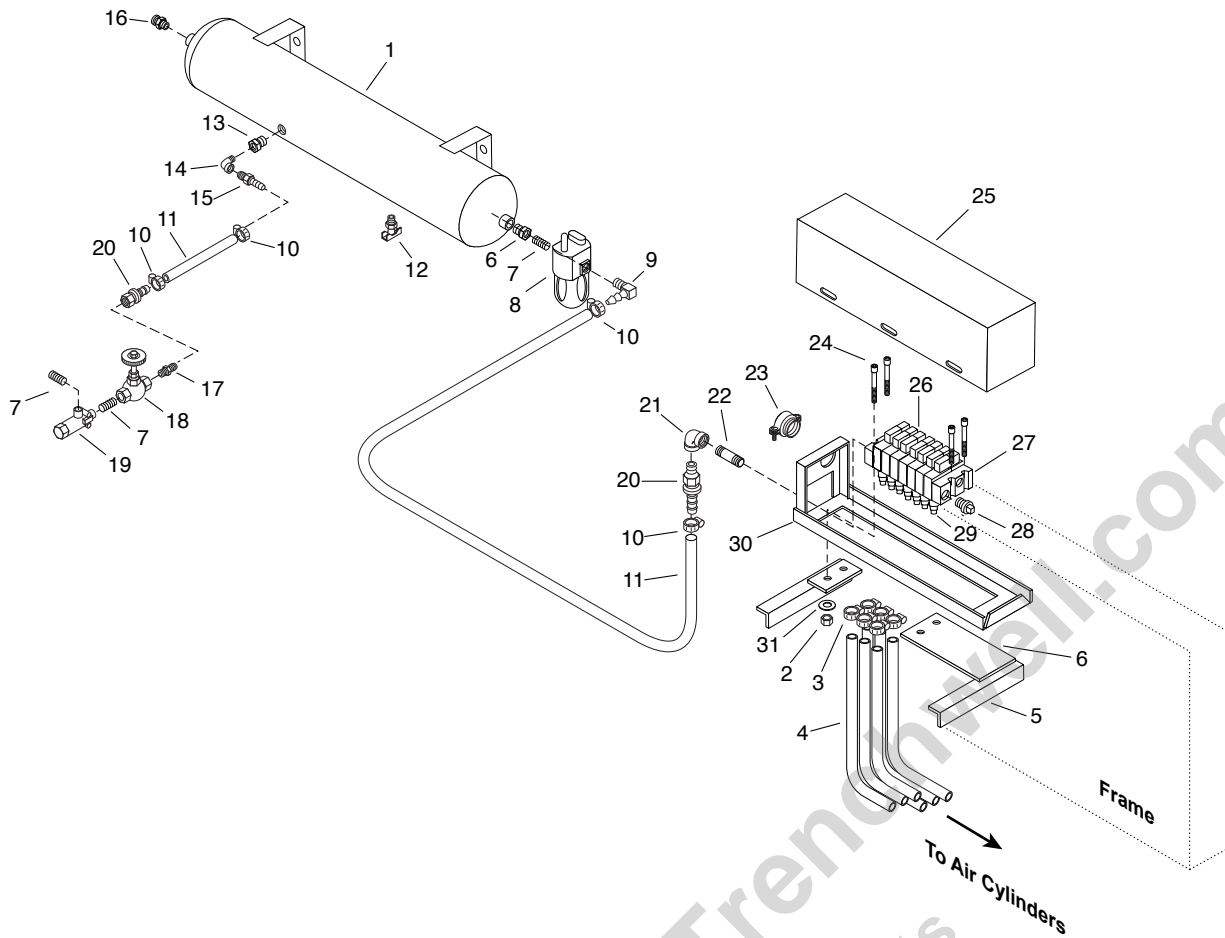
AIR SYSTEM

Air Supply - 5 x 3 Big Bar
Spraybar Controlled in 1' Increments

REF	PART NO.	QTY	DESCRIPTION	REF	PART NO.	QTY	DESCRIPTION
1	6600324	AR	Hose-Hyd, 0.38, 300 WP/FT	33	7050320	1	Diverter Block, 1/2"
2	6000087	AR	Clamp-Hose, .56-1.06	34	0144112	1	Elbow-Pipe, 90, ST, 0.25NPT, PD
3	6600306	2	Hose End-06 x 06FSX, ST, LPSP	35	0127961	2	Elbow-Pipe, 90, ST, 0.50NPT, PD
4	6602982	1	Filter/Regulator/Lubricator Asm (Includes Ref 28, 30-32, 44)	36	6600168	1	Gauge-Pres, 2.5", 150 PSIG, Bot. Port
5	6601714	1	Adapter-Hydr, St, 08MP-08MP	36	6602992	1	Gauge-Pres, 2.5", 150 PSIG, Back Port
6	6602128	1	Hose End-08x06MP, St, LPSP	37	3361263	1	Bracket-Mtg. Modular Filter/Lub.
7	0119931	4	Bushing-PP, 0.38 x 0.25NPT, PN	38	0120280	2	Tee-Pipe, 3/8NPT, PN
8	0105423	2	Elbow-PP, 90, ST, 0.25NPT, PN	39	0192067	2	Nipple-Pipe, CI, Sch 40, 0.38, PD
9	0105407	3	Nipple-PP, Sch 40, 0.25 x 1.50, PN	40	6603831	32	Adapter-Air, 90, 04T-02MPX, PD
10	6600304	1	Valve-Pressure Regulator	41	6603832	13	Adapter-Air, St, 04T-02MPX, PD
11	6500366	1	Valve-Ball .25"	42	6603833	11	Adapter-Air, 90, 04T-04T, PD
12	0118750	1	Adapter-Auto, ST, 04MP-06MS	43	6604727	AR	Tube-PTFE, Air, 0.25, White
13	6200179	1	Elbow-Flared Tube, Leggett 10F33	44	7050144	1	Regulator
14	6604302	1	Valve-Air, 17 Station, Mac 52	45	3361305	1	Bracket-Mtg. Modular Filter/Reg/Lub.
	6604304	1	Replacement Valve, 1 Station, Mac 52				AR = As Required
	6604306	1	Valve-Air, 17 Station, Mac 92				
	6604045	1	Replacement Valve, Mac Manifold, 92				
15	6600324	AR	Hose-Fuel / Air, 0.38				
16	0120386	12	Washer-Flat, 0.25A (0.31 x 0.73), PD				
17	9413946	12	Nut-Hex, Lock, 0.25NC, EA, PD				
18	6603024	1	Reservoir-Air 6.00 x 35.2				
19	6600162	2	Cock-Drain, 0.25 In. Spanco Brs.				
20	6600299	1	Vlv-Safety, Midland 110715				
21	0144034	1	Bushing-PP, 0.75 x 0.50NPT, PN				
22	0108686	3	Elbow-PP, 90, ST, 0.50NPT, PN				
23	6600663	4	Hose-End, 08 x 08MP, ST, LPSP				
24	0121887	4	Screw-Hex, 0.25NC x 0.75, GR2, PD				
25	6600662	AR	Hose-Push Lok, Parker 801-8				
26	3361306	1	Kit-Filter/Reg/Lub Asm-Wilkerson (Includes Assembly 4, & Ref 23, 24, 35, 36)				
27	6602818	1	Filter/Reg/Lub Wilkerson (Includes Ref 5, 28, 30-33)				
28	7050060	1	Safety Lockout Valve, 1/2"				
29	6600102	7	Hose End-06x06MP, St, LPSP				
30	7050059	1	Filter W/Auto Drain, 1/2"				
	7050067	1	Filter				
	7050065	1	Bowl/Guard				
	7050066	1	O Ring				
31	7050061	3	Joiner				
32	7050058	1	Lubricator, 1/2"				
	PD11195	1	Sight Dome Asm				
	7050064	1	Bowl/Guard				
	7050066	1	O Ring				

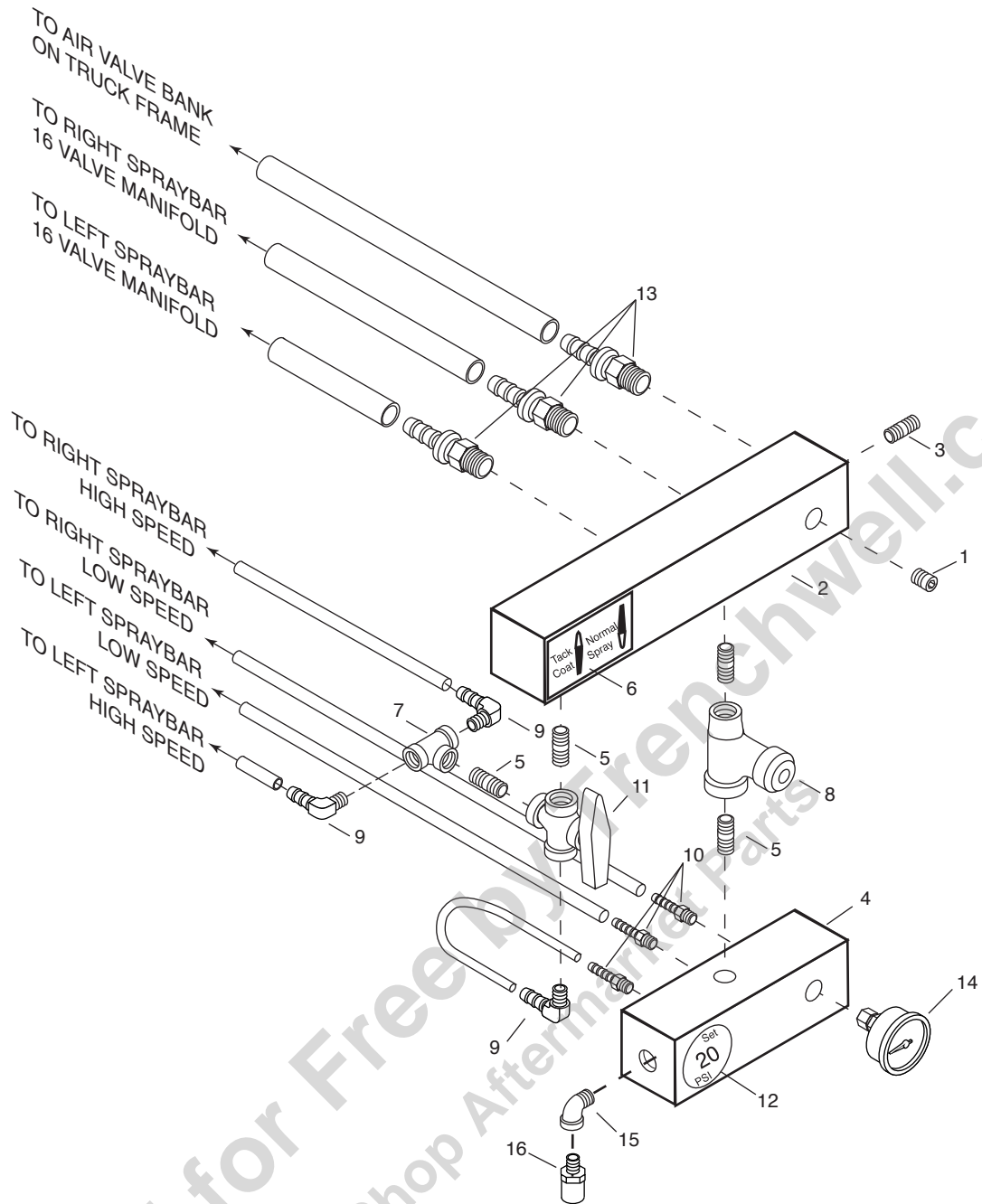
AIR SYSTEM

Air Supply Gang ON/OFF



REF	PART NO.	QTY	DESCRIPTION	REF	PART NO.	QTY	DESCRIPTION
1	6603024	1	Reservoir-Air 6.00 x 35.2	23	6701510	1	Romex Connector, 0.75
2	9413946	4	Locknut, 0.25NC, EA, PD	24	0138207	4	Cap Screw, 0.25NC x 2.25
3	6001005	AR	Clamp, Screw Type, M5	25	S3119AE	1	Lid
4	6309255	AR	Hose, 0.19 ID, Ft.	26	6604037	AR	Air Valve, 2 Pos, 4 Way, 12 VDC
	6600324	AR	Hose-0.38 Per Ft.		6604038	AR	Coil
5	3361227	2	Mounting Angle	7420231	1	Gasket	
6	S3119AB	2	Support Plate	PD10680	1	Repair Kit	
7	0105407	3	Pipe Nipple, Sch 40, 0.25 x 1.50	7530034	AR	Solenoid	
8	6600137	1	Oiler	27	6601456	2	End Plate
	7420225	1	Bowl	28	0219191	1	Pipe Plug, SqHd, 0.38NPT
9	6602402	1	Hose Barb - 06 x 04MP, 90 Deg	29	6602575	AR	Hose End, 0.19 Hose x 0.12MPT, ST
10	6000087	4	Hose Clamp, 0.56 - 1.06		6600305	2	Hose End-06 x 04MP, ST, LPSP
11	6600324	AR	Hose, 0.38 Per Ft.	30	S3119AD	1	Bracket Asm
12	6600162	1	Drain Cock, 0.25	31	0120386	4	Flat Washer, 0.25A, PD
13	0144033	1	Pipe Bushing, 0.75 x 0.25NPT				AR = As Required
14	0105423	1	Pipe Elbow, 90, ST, 0.25NPT				
15	6600305	1	Hose End, 06 x 04MP, ST, LPSP				
16	6600299	1	Safety Valve				
17	0118750	1	Adapter-Auto, ST, 04MP-06MS				
18	6600303	1	Globe Valve, ST, 0.25				
19	6600304	1	Pressure Regulator Valve				
20	6600306	2	Hose End, 06 x 06FSX, ST, LPSP				
21	0119097	2	Elbow, 90, 0.38NPT, PN				
22	0120128	2	Nipple, Sch 40, 0.38 x 3.5				

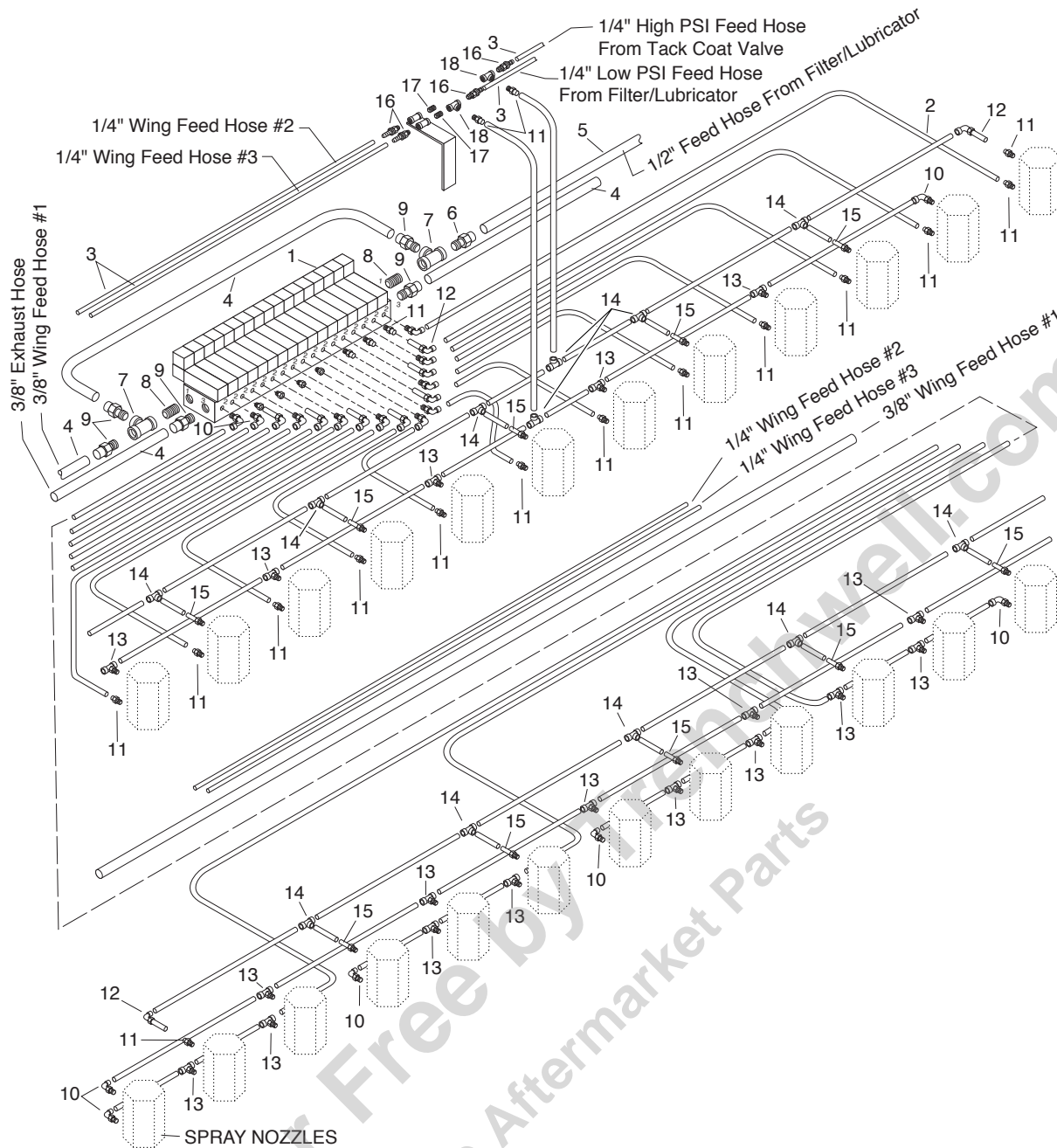
Tack Coat Valve - Variable Width Spray Bar



REF	PART NO.	QTY	DESCRIPTION	REF	PART NO.	QTY	DESCRIPTION
1	6200157	1	Plug-Pipe, Hex 1/4" NPT	9	6602400	3	Hose Barb-04x04MP90
2	3342199	1	Manifold-Air, VWSP High Pressure	10	6445028	3	Hose End-04x04MP, ST
3	0121208	1	Nipple, 1/2" x 1-1/8"	11	6603408	1	Valve-Brass, 3-way, 1/4"
4	3342198	1	Manifold-Air, VWSP Low Pressure	12	3390762	1	Decal-Set, 20PSI
5	0105405	4	Nipple, 1/4" x 7/8"	13	6600663	3	Hose End-08x08MP, ST
6	3390771	1	Decal: Tack/Normal	14	6602992	1	Gage-Air, 0-160PSI, 1/4" NPT
7	0105417	1	Tee-1/4" NPT	15	0105423	1	Elbow-Pipe, 90, ST, 0.25NPT, PN
8	6450577	1	Regulator	16	6604361	1	Valve-Pop Off, Safety

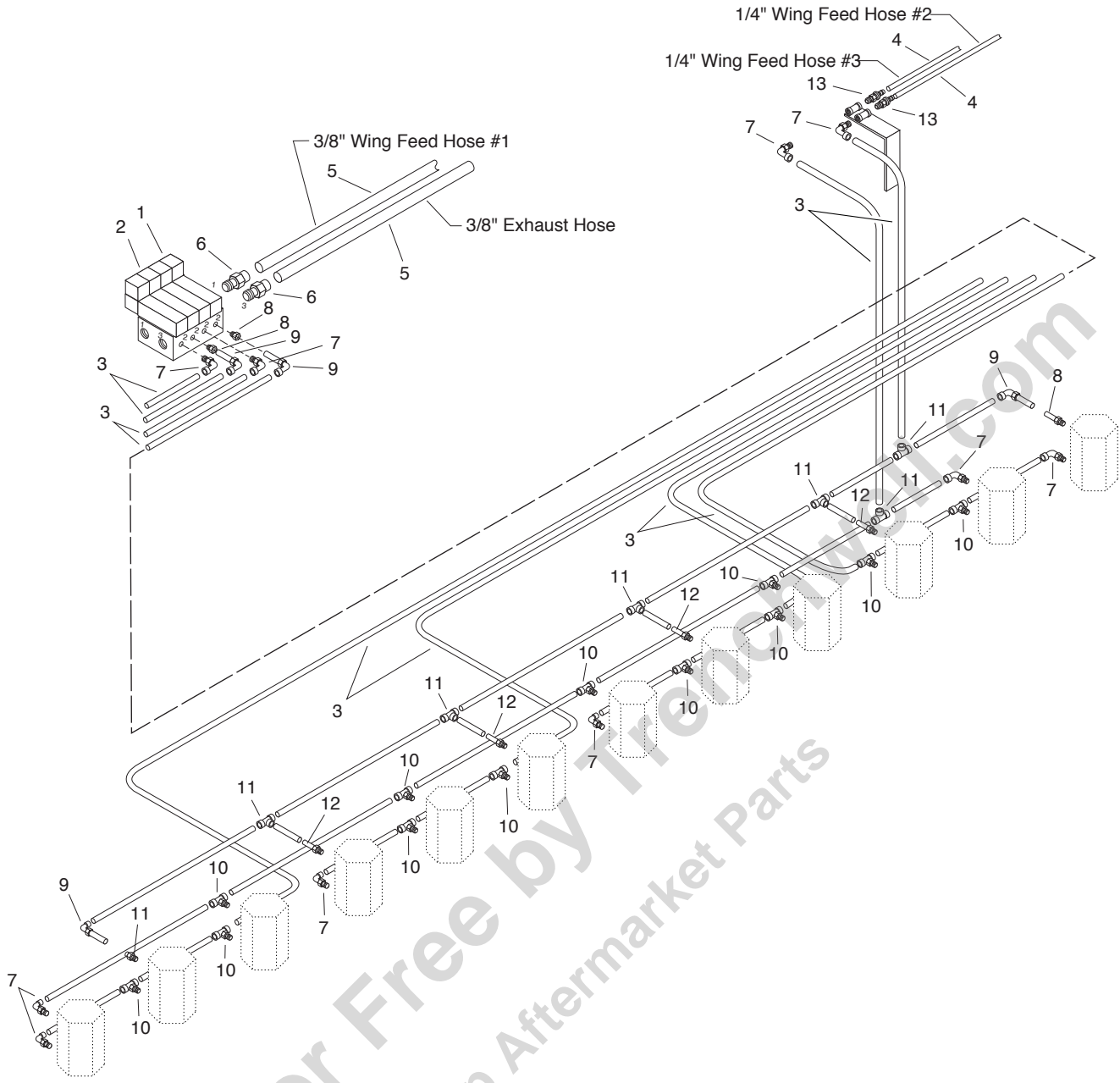
Specify Unit Serial No., Part No., & Part Description

Air System - 8 Ft Bar - Variable Width Spray Bar



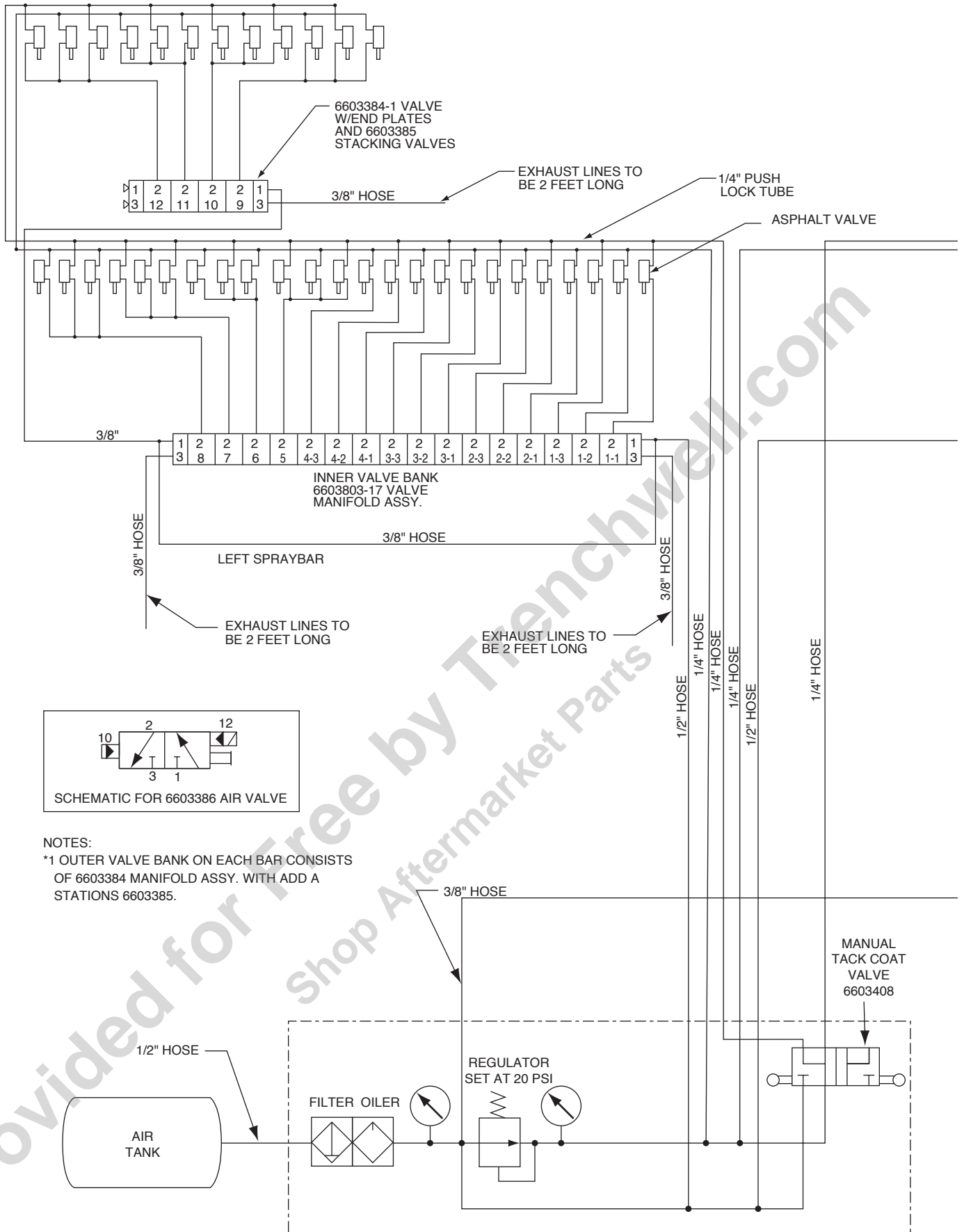
REF	PART NO.	QTY	DESCRIPTION	REF	PART NO.	QTY	DESCRIPTION
1	6604302	1	Valve-Air, 17 Station, Mac 52	9	6600102	7	Hose End-06x06MP,St,LPSP
	6604304	1	Replacement Valve, 1 Station, Mac 52	10	6603831	32	Adapter-Air,90,04T-02MPX,PD
	6604306	1	Valve-Air, 17 Station, Mac 92	11	6603832	13	Adapter-Air,St,04T-02MPX,PD
	6604045	1	Replacement Valve, Mac Manifold, 92	12	6603833	11	Adapter-Air,90,04T-04T,PD
2	6604727	AR	Tube-PTFE, Air, 0.25, White	13	6603834	20	Adapter-Air,04T-02MPX-04T,PD
3	6601452	AR	Hose-Fuel/Air,0.25	14	6603835	15	Adapter-Air,04T-04T-04T,PD
4	6600324	AR	Hose-Fuel/Air,0.38	15	6603391	11	Adapter-Air,04MT-02MPX,PD
5	6600662	AR	Hose-Fuel/Air,0.50	16	6601795	8	Hose End-04x02MP,St,LP
6	6602128	1	Hose End-08x06MP,St,LPSP	17	0105404	2	Nipple-Pipe,Sch 40,0.12x0.75,PN
7	0120280	2	Tee-Pipe,3/8 NPT,PN	18	0105416	2	Tee-Pipe,1/8 NPT,PN
8	0192067	2	Nipple-Pipe,Cl,Sch 40,0.38,PD				

Air System - 4 Ft Wing - Variable Width Spray Bar



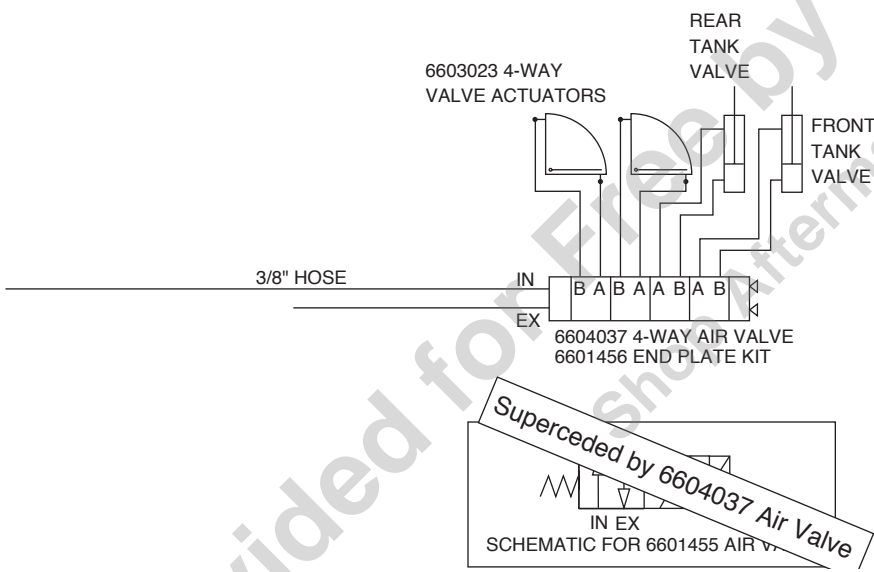
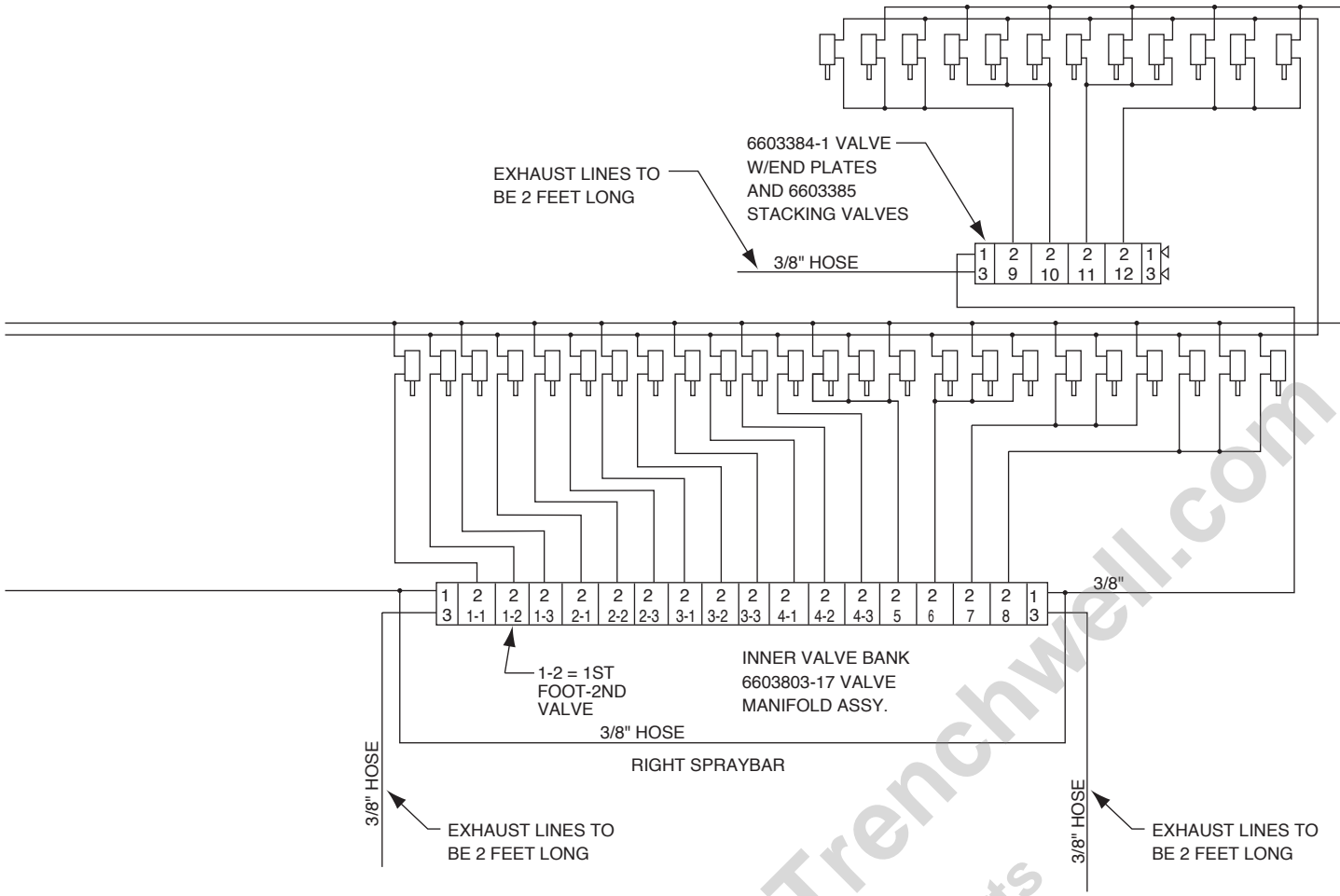
REF	PART NO.	QTY	DESCRIPTION	REF	PART NO.	QTY	DESCRIPTION
1	6604304	1	Valve-Air,1 Station,Mac 52	7	6603831	9	Adapter-Air,90,04T-02MPX,PD
	7051002	1	O-Ring	8	6603832	4	Adapter-Air,St,04T-02MPX,PD
	6604045	1	Replacement Valve, Mac Manifold, 92	9	6603833	4	Adapter-Air,90,04T-04T,PD
2	6604308	3	Valve-Air,Add a Sta MAC 52	10	6603834	13	Adapter-Air,04T-02MPX-04T,PD
3	6604727	AR	Tube-PTFE, Air, 0.25, White	11	6603835	10	Adapter-Air,04T-04T-04T,PD
4	6601452	AR	Hose-Fuel/Air,0.25	12	6603391	4	Adapter-Air,04MT-02MPX
5	6600324	AR	Hose-Fuel/Air,0.38	13	6601795	2	Hose End-04x02MP,St,LPSP
6	6600102	2	Hose End-06x06MP,St,LPSP				

Air Schematic - 9303336 - Variable Width Spray Bar



AIR SYSTEM

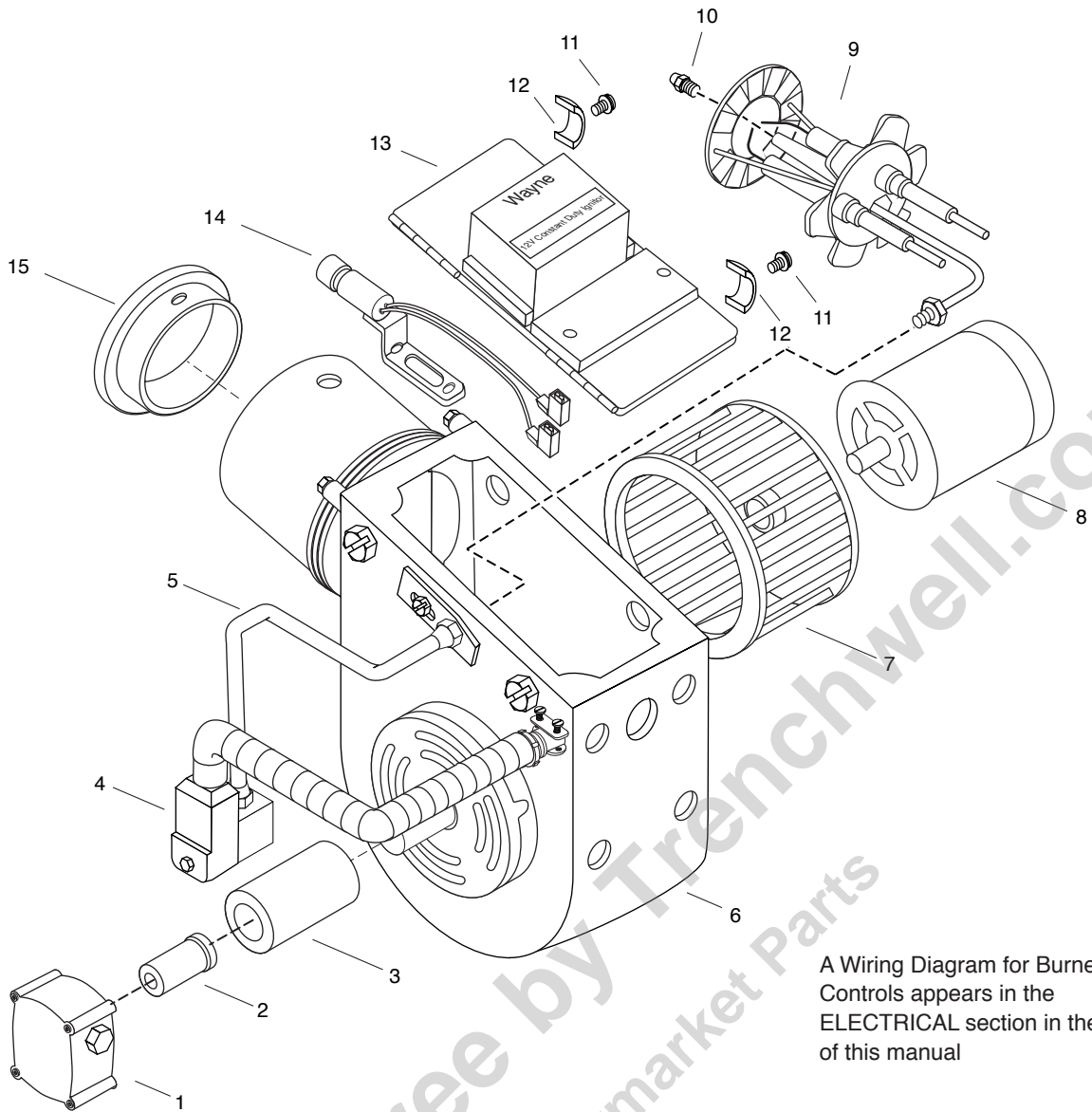
Air Schematic - 9303336 - Variable Width Spray Bar



AIR SYSTEM

Fuel Oil Burner Installation - Wayne Burners - 6500449

(Page 1 of 3)

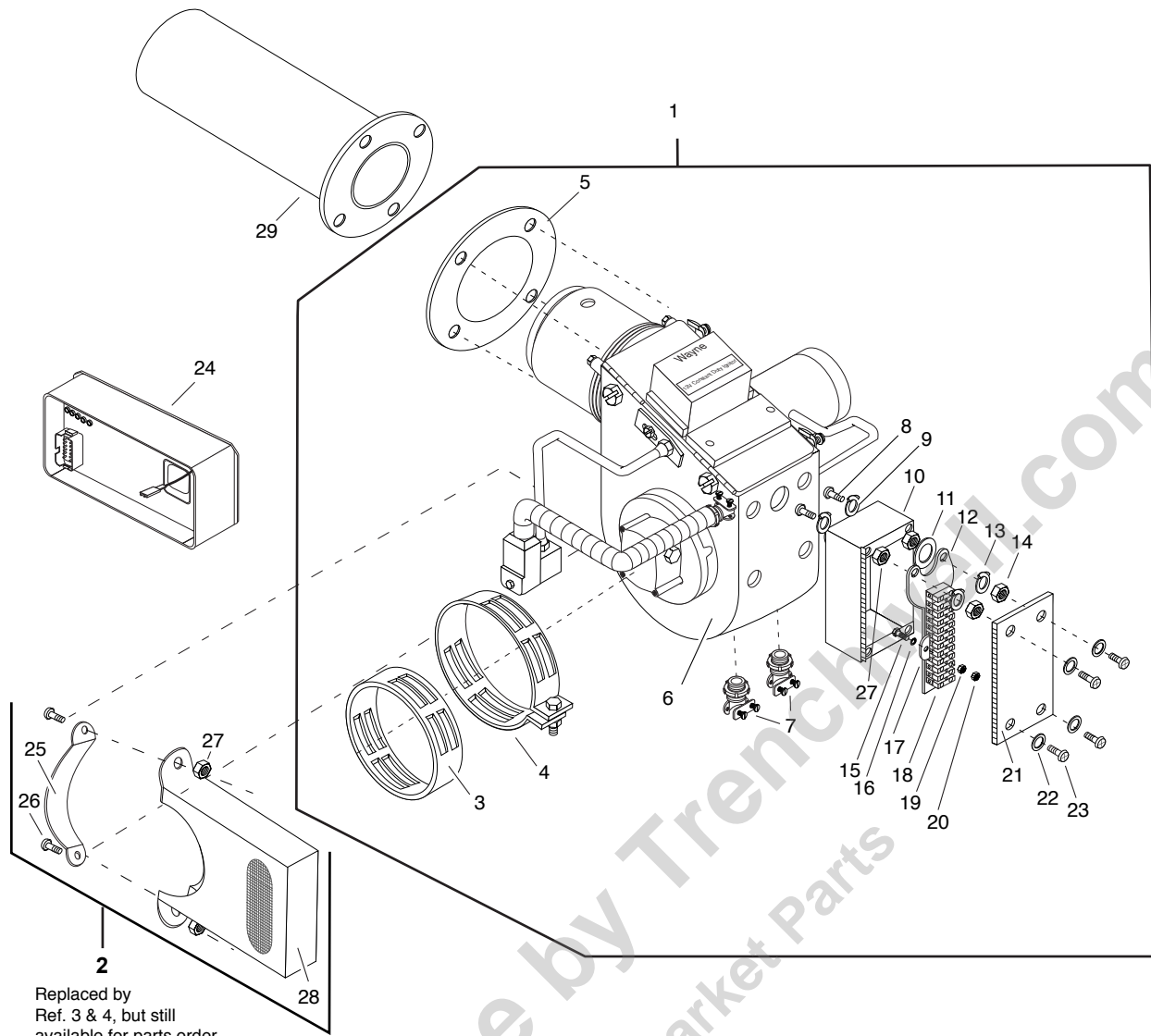


A Wiring Diagram for Burner Controls appears in the ELECTRICAL section in the back of this manual

REF	PART NO.	QTY	DESCRIPTION	REF	PART NO.	QTY	DESCRIPTION
1	7050878	1	Fuel Pump, Wayne				
2	7050879	1	Drive Coupling, Plastic (<i>STANDARD</i>)				
	3331950	1	Drive Coupling, Aluminum (<i>OPTIONAL</i>)				
3	7050886	1	Blower Bushing, Wayne				
4	7050882	1	12V Fuel Valve, Wayne				
5	7050887	1	Fuel Line, Wayne				
6	7050876	1	Housing Assembly, Wayne				
7	7050880	1	Blower, Wayne				
8	7050877	1	12V Motor, Wayne				
9	7050883	1	Gun Assembly, Wayne				
10	7050884	1	Nozzle 2.5 GPH, Wayne				
11	7050874	2	Lid Screw, Wayne				
12	7050873	2	Lid Clip, Wayne				
13	7050881	1	Ignitor, Wayne				
14	7050885	1	Cad Eye, Wayne				
15	7050888	1	Air Cone, Wayne				

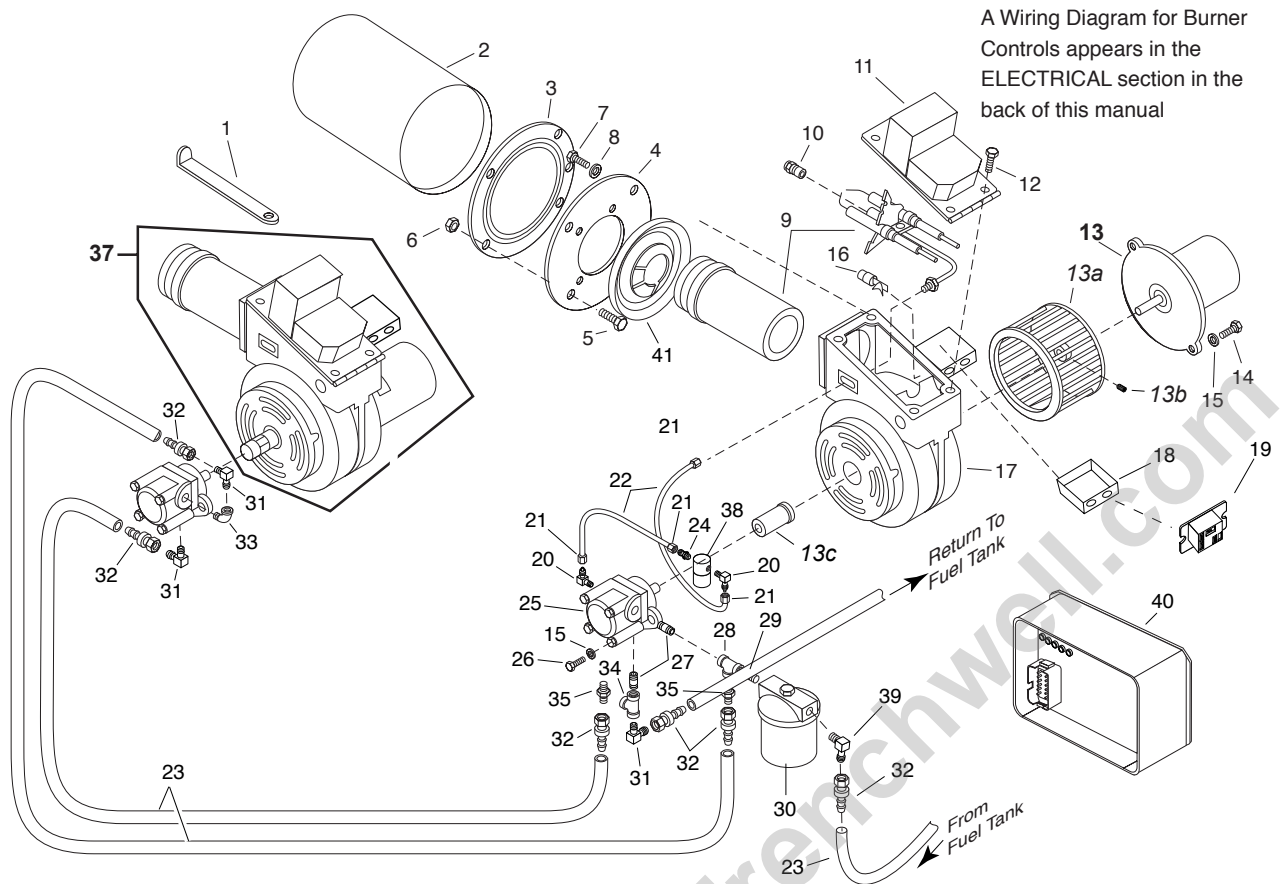
Fuel Oil Burner Installation - Modified Wayne Burners

(Page 2 of 3)



REF	PART NO.	QTY	DESCRIPTION	REF	PART NO.	QTY	DESCRIPTION
1	3331520	1	Burner Assembly (Includes Ref 3-23, 27)	16	0138479	1	Lock- #10, Tooth, EXT, PD
2	*****		Air Box Assembly - Replaced by Ref. 3 & 4, but still available for parts orders	17	3370555	1	Bar-Jumper, 4 Pole for 6703828
3	6500465	1	Band-Inner E/FH Air	18	6703828	1	Terminal Strip-12Pole, 10/14 AWG
4	6500466	1	Band-Outer 8 Hole E/F Air	19	0120614	1	Nut-Hex, Mach., 10NF, PD
5	3331521	1	Plate-Wayne Burner Mount	20	0271169	1	Nut-Hex, LK, Wsh Ins, 10-32, PD
6	6500449	1	Burner, Modified Wayne, 6500449	21	3370650	1	Lid-Electrical Box, Wayne
7	6700015	2	Connector-Romex 0.375 in. (Underneath)	22	6001972	4	Washer-Csk, #8, SS, 0.53" O.D. x 0.13" TK
8	0180022	2	Capscrew-GR5, 0.25 in UNC x 1 in. Lg	23	6002119	4	Screw-Mach., Fltchd, 8NC x 0.50", SS
9	0125753	2	Washer-Lock, 0.25 in., Tooth, Ext, PD	24	6500456	1	Burner Control Asm
10	3370648	1	Box-Electrical, Wayne	25	3331563	1	Air Box Band-Wayne Burner
11	Q476100	1	Grommet-Black Rubber, 0.75 in I.D.	26	0180020	2	Capscrew-GR5, 0.25" UNC x 0.75" Lg
12	3370649	1	Mounting Plate-Terminal Strip	27	9413946	4	Nut-Hex, Lock 0.25 in. NC, PD
13	0120380	2	Washer-Lock, Spring, 0.25 in.	28	3331564	1	Air Box-Wayne Burner
14	0120375	2	Nut-Hex, 0.25 in. NC	29	3331519	2	Flue Liner-SS, 24" for 8" Flue, Optional
15	0436752	1	Screw-Mach., Pnsl, 10NF x 0.75 in. PD		3331716	2	Flue Liner-SS, 60" for 8" Flue, Optional
					3331654	2	Flue Liner-SS, 48" for 10 Flue, Optional

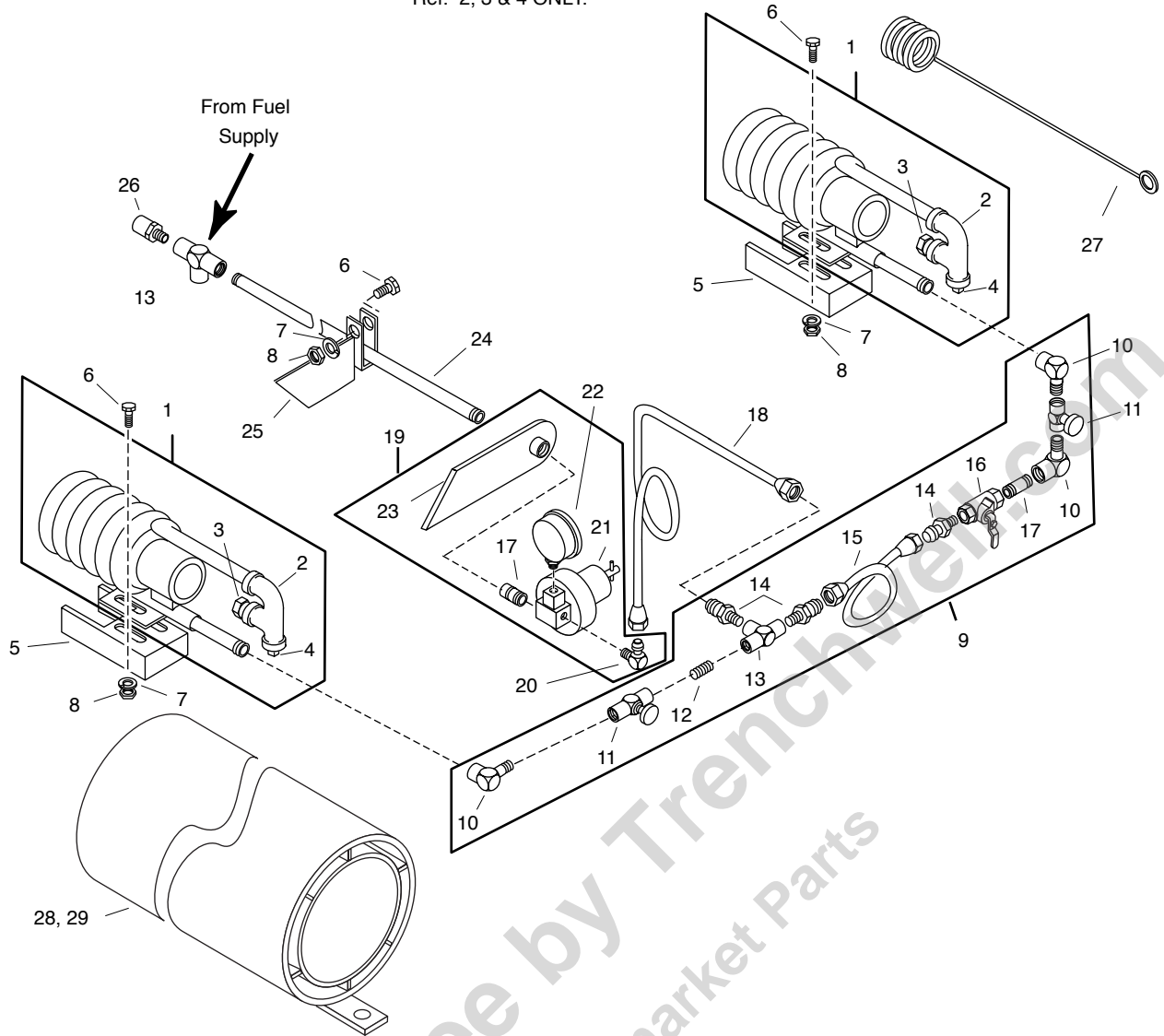
Fuel Oil Burner Installation - Beckett Burners



REF	PART NO.	QTY	DESCRIPTION	REF	PART NO.	QTY	DESCRIPTION
1	3331270	1	Holder-Hi Press. Comb Tube	22	6309067	AR	Tube-Copper, 0.19 x 0.03, Generic
2	6500041	1	Tube-Combustion	23	6600324	AR	Hose-0.38 Per Ft
3	3331277	1	Flue-Mtg. Beckett	24	0120703	1	Union-Half, 3/16TBG x 1/8MPT
4	3331436	1	Flange-Burner Mount	25	6500399	1	Fuel Pump
5	0120233	4	Screw-Hex, 0.38NC x 1.00, GR2, PD	26	0122017	2	Screw-Hex, 0.31NC x 1.00, GR2, PD
6	0274993	4	Nut-Hex, Lock, 0.38NC, EA, PD	27	0119920	2	Nipple-Sch 40, 0.25 x 2.00, PN
7	0121887	4	Screw-Hex, 0.25NC x 0.75, GR2, PD	28	0281839	1	Tee-Pipe, 0.38 x 0.25 x 0.25NPT, PN
8	0120238	4	Nut-Hex, Jam, 0.50NC, PD	29	0121207	1	Nipple-PP, Sch 40, 0.38 x 1.00, CL, PN
9	6500337	1	Burner Air Tube-7.5" Tube Length	30	6500342	1	Filter Asm
10	6500357	1	Nozzle-2.0 GPH, 30 Solid		7730001	1	Filter Element-Oil, Replacement
11	6500397	1	Transformer-Ignition	31	0118755	3	Elbow-Auto, 90, 04MP-06MS
12	0120706	4	Screw-Hex, 0.25NC x 0.50, GR2, PD	32	6600306	6	Hose End-06 x 06FSX, ST, LPSP
13	6500386	1	Motor-Elect., 14 Volt 3450 RPM (includes 13a, 13b, 13c)	33	0105423	1	Elbow-Pipe, 90, ST, 0.25NPT, PN
13a	6500388	1	Blower Wheel-6.25 Dia.	34	0105417	1	Tee-Pipe, 0.25NPT, PN
13b	0139010	1	Screw-Sock, 0.25NF x 0.32, CUP, PN	35	0118750	2	Adapter-Auto, ST, 04MP-06MS
13c	6500387	1	Coupling-Blower to Motor	36	6500351	1	Burner Head-NO. F313
14	0122007	2	Screw-Hex, 0.31NC x 0.75, GR2, PD	37	3331579	1	Beckett Burner Asm-w/o Genisys (Includes Ref 9-18,20-22, 24-26, 36, 38 Does NOT include Ref 19)
15	0120214	4	Washer-Lock, 0.31, Spring, PD	38	6500400	1	Fuel Valve
16	6500346	1	Cad Cell-Burner, Hi Press	39	6200179	1	Elbow-Flard Tube, Ligget 10F33
17	6500343	1	Housing Asm-Burner, Hi Press	40	6500456	1	Burner Control Asm
18	6704175	1	Ring-4" Box Extension	41	6500351	1	Plate-Head, Burner
19	6702496	1	Relay-Master Power for Beckett				AR = As Required
20	6200362	2	Elbow-3/16 Tube x 1/8MPT				
21	0120704	4	Nut-Flared Tube, 0.18 x 0.81				

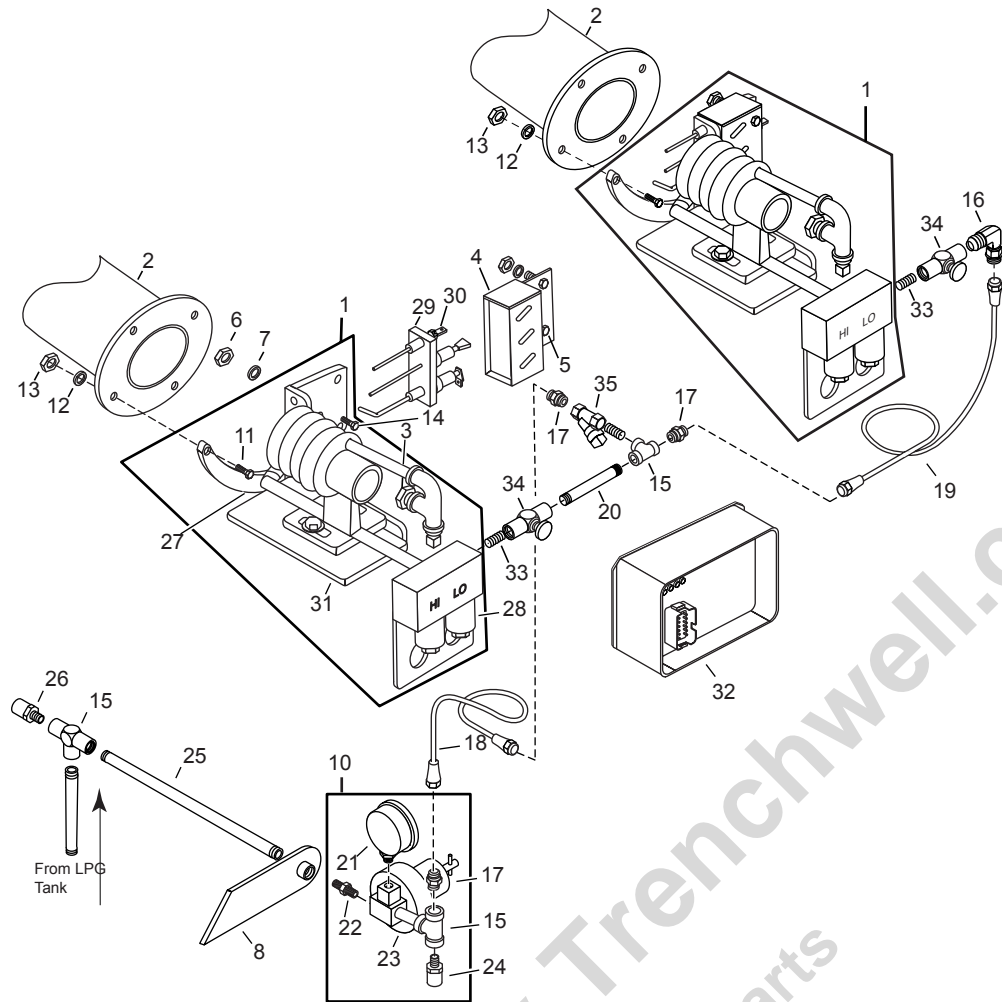
LPG Burners

NOTE: Ref. 1, Burner Assembly includes
Ref. 2, 3 & 4 ONLY.



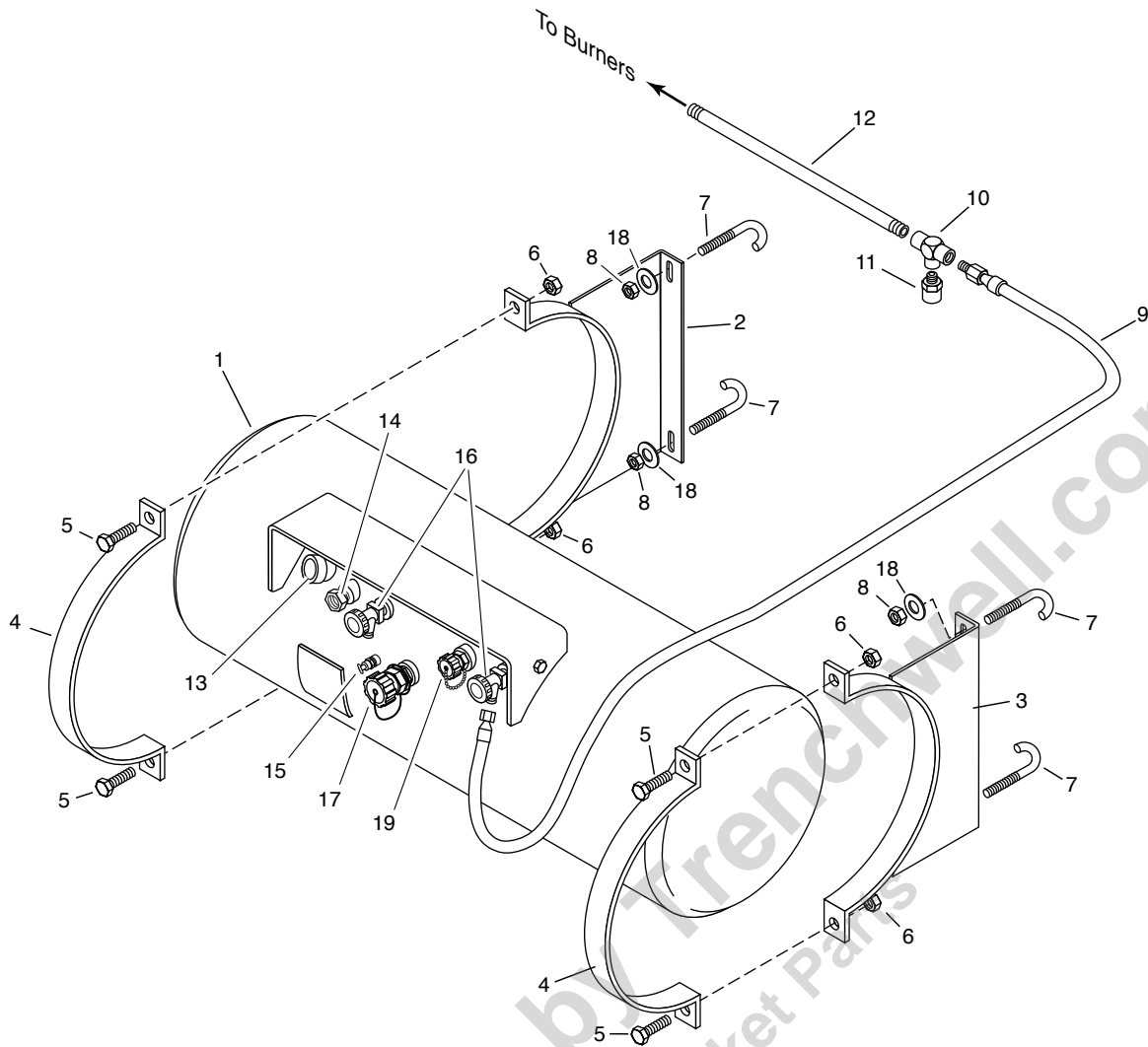
REF	PART NO.	QTY	DESCRIPTION	REF	PART NO.	QTY	DESCRIPTION
1	3331073	2	Burner Asm (Includes Ref 2-4, does not include 5-8)	16	6500366	1	Ball Valve, 0.25
2	3331036	1	Vapor Plug Holder	17	6200417	2	Nipple-Sch 80, 0.25 x 1.50
3	3331086	1	Nozzle	18	3331362	1	Tube Asm
4	0219191	1	Pipe Plug, SqHd, 0.38NPT	19	3331885	1	Regulator Asm (Includes Ref 17, 20-23)
5	3331870	1	Mounting Bracket Asm	20	0118755	1	Elbow-Auto, 90, 04MP-06MS
6	0121887	5	Screw, 0.25NC x 0.75	21	7720018	1	Pressure Regulator
7	0120380	5	Lock Washer, 0.25	22	6600196	1	Pressure Gauge, 2", 0-100 PSIG
8	0120375	5	Nut, 0.25NC	23	3331875	1	Bracket Asm
9	7720001	1	Piping Asm (Includes Ref 10-17)	24	3331412	1	Pipe-0.25, Single Axle
10	0454109	3	Elbow-Auto, 04FP-04MP		3331413	1	Pipe-0.25, Tandem Axle
11	6500064	2	Needle Valve, 0.25NPTF, W/Pilot	25	3330185	1	Support Asm
12	6200292	3	Nipple, Sch 80, 0.25 x 0.87CL	26	7720014	1	Relief Valve, 400 PSI
13	0454121	2	Tee-Auto, 04FP-04FP-04FP	27	3330077	1	Lighting Asm
14	0118750	3	Adapter-Auto, ST, 04MP-06MS	28	3331200	AR	Liner Asm-24 In., S.S., 8 In Flue
15	3331108	1	Tube Asm	29	3331196	AR	Liner Asm-48 In., S.S., 8 In Flue

LPG Burners With Outfir



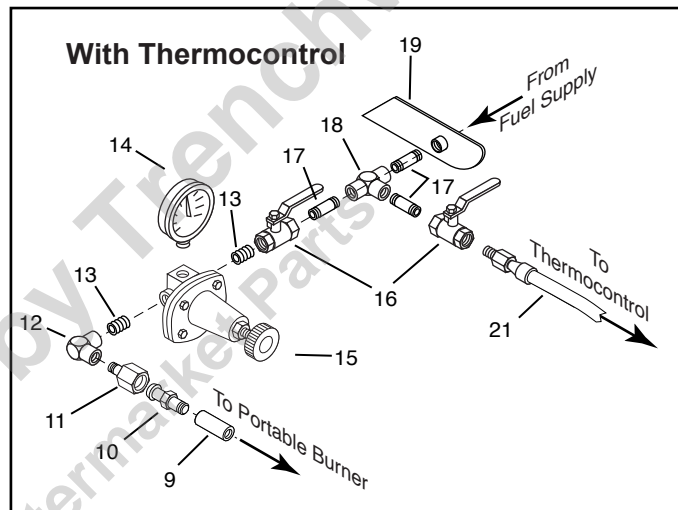
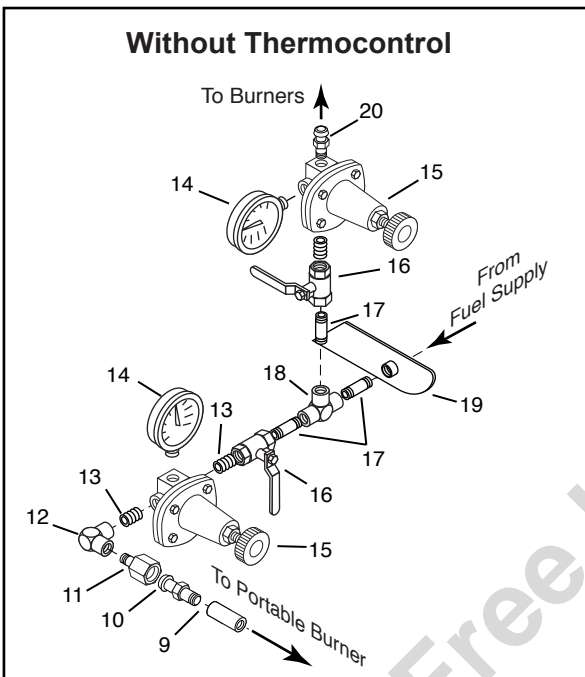
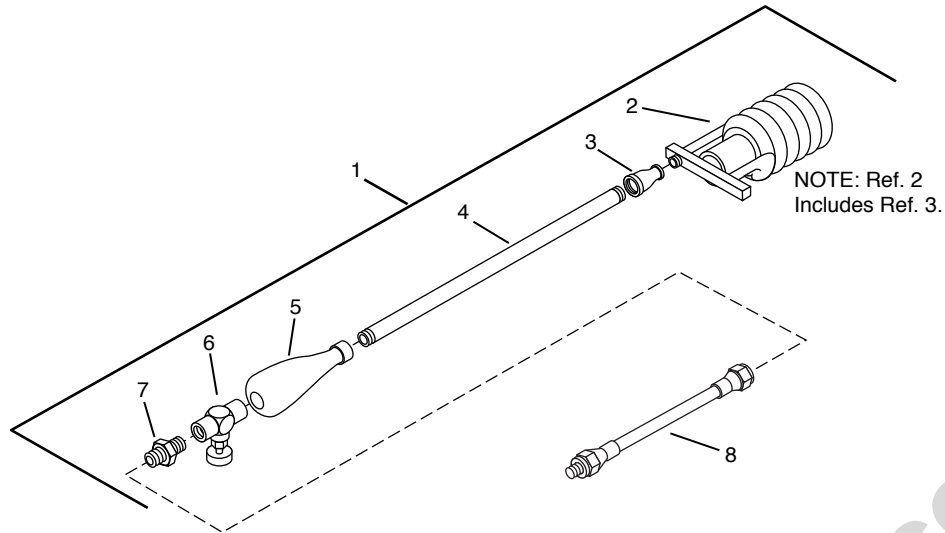
REF	PART NO.	QTY	DESCRIPTION	REF	PART NO.	QTY	DESCRIPTION
1	3331661	2	Burner Asm-LPG ETNYRE (Includes Ref 3, 28, 31, does not include 11, 14, 16, 27)	19	3331588	1	Tube Asm-LP, Upper Burner
2	3331519	2	Flue Liner-SS, 24" for 8" Flue, Optional	20	6201180	1	Nipple-Pipe, SCH80, 0.25 x 3 in., PN
	3331716	2	Flue Liner-SS, 60" for 8" Flue, Optional	21	6600196	1	Gauge-Press, 1 in., 0-100 PSIG
	3331654	2	Flue Liner-SS, 48" for 10 Flue, Optional	22	7720018	1	Regulator-Pressure
3	3331086	2	Nozzle-LPG Burner, Etnyre	23	6603998	2	Adapter-Hyd., ST, 04MP-04MP
4	3331665	2	Cover-Electrode,High Voltage	24	6500461	1	Valve-Relief
5	0180016	6	Capscrew-GR5, 0.250 UNC x 0.50 LG	25	3331412	AR	Nipple-PP, Sch 80, 0.25 x 85, TBE, PN
6	0120375	8	Nut-Hex, 0.250 NC		3331413	AR	Nipple-PP, Sch 80, 0.25 x 144, TBE, PN
7	0120380	8	Washer-Lock,Spring, 0.25 in.	26	7720014	1	Valve-Relief, 400 PSI LPG Hydro
8	3331875	1	Bracket Asm-Fuel Line	27	6000059	2	P-Clip (Not visible in illustration above)
9	3331593	2	Wire Armor-Hose, 0.50 x 19 In.	28	3331590	2	LP Manifold-Modified Coils
10	3331584	1	Regulator Asm-LPG, WITH SAFETY (Includes Ref 15, 17, 21-24)	29	3331662	2	Electrode-Modified
11	0180122	6	Capscrew-GR5, 0.375 UNC x 1.00 LG	30	6703973	2	Tab-Male, 0.25" for #10 Stud
12	0120382	6	Washer-Lock, Spring, 0.375 in.	31	3331663	2	Bracket-Burner Assembly
13	0120377	6	Nut-Hex, 0.375 NC	32	6500457	1	Burner Control Asm
14	0180024	2	Capscrew-GR5, 0.250 UNC x 1.25 LG	33	6200891	3	Nipple-0.25" x 0.87", CL
15	0454121	3	Tee-Auto, 04FP-04FP-0FP, PD	34	6500064	2	Needle Valve, 0.25"NPTF, w/Pilot
16	0118755	1	Elbow-Auto, 90, 04MP-06MS	35	6500233	1	Strainer-0.25"NPT, Asco 8600A2
17	0118750	3	Adapter-Auto, ST, 04MP-06MS	36	3331718	1	Plate-Burner Flange Ext. (Not Shown)
18	3331586	1	Tube Asm-Bottle to Burner 36 in.	37	7051054	1	Kit-Includes Ref 4, 29, 36)
							AR - As Required

LPG Tank



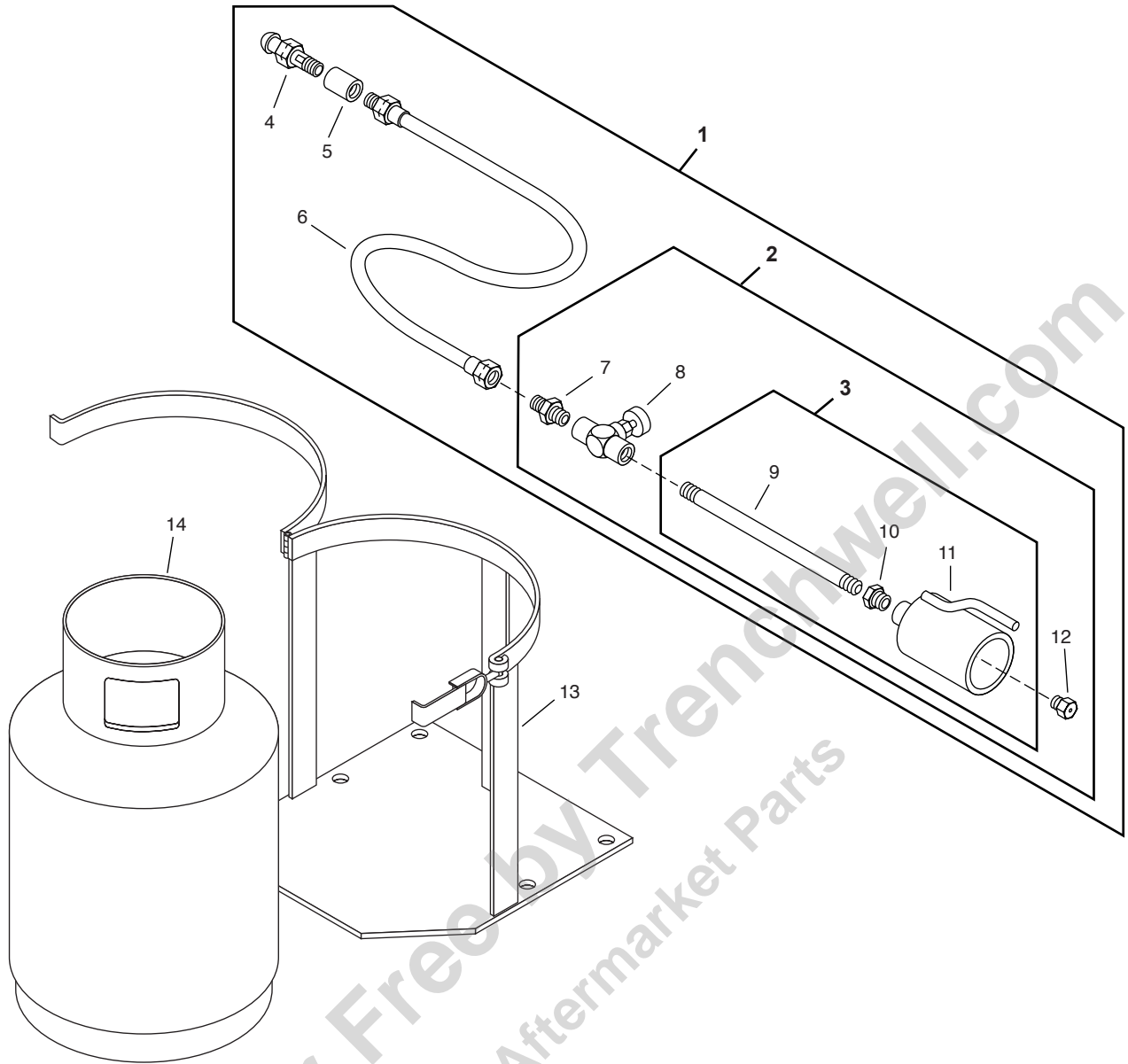
REF	PART NO.	QTY	DESCRIPTION	REF	PART NO.	QTY	DESCRIPTION
1	6500333	1	Tank-LPG, 42 Gal., 18 x 42, Chassis	13	PD10738	1	Gauge-Sight, Screw In Dial
	6500045	1	Tank-LPG, 52 Gal., 18 x 53, Chassis		PD10743	1	Gauge-Sight, Snap In Dial
	6500360	1	Tank-52 GL LPG 22 x 36 Texas RR	14	7720065	1	Valve-Relief, Tank LPG 18 x 42 + 53
2	3331034	1	Bracket Asm-Propane Tank Mt LT	15	7720062	1	Valve-20 Pct, Tank LPG 18 x 42 + 53
	3331299	1	Brkt Asm-Propane Tnk Mt LT 22"	16	7720066	2	Valve-Liquid, Tank LPG 18 x 42 + 53
3	3331035	1	Bracket Asm-Propane Tank Mt RT	17	7720064	1	Valve-Fill, Tank LPG 18 x 42 x 53
	3331300	1	Bracket Asm-Propane Tnk Mt RT 22"	18	9422850	4	Washer-Flat, 0.62A (0.65 x 1.31)HN
4	3330293	1	Ring-18 In. Propane Bottle	19	PAR1631	1	Valve-Vapor Return
	3331296	1	Propane Tank Ring 22"				
5	0120237	4	Screw-Hex, 0.50NC x 3.00, GR2, PD				
6	9411727	4	Nut-Hex, Lock, 0.50NC EA, PD				
7	3360726	4	Bolt-Hook, Bit, Frame Truck				
8	9413948	4	Nut-Hex, Lock, 0.62NC, EA, GRA, PD				
9	3331076	1	Hose Asm-Propane Tank Inst RH				
10	0454121	1	Tee-Auto, 04FP-04FP-04FP, PD				
11	7720014	1	Valve-Relief, 400 PSI LPG Hydro				
12	6303435	AR	Nipple-PP, Sch80, 0.25 x 144, TBE, PN				
	3331413	AR	Nipple-PP, Sch80, 0.25 x 144, TBE, PN				

LPG Portable Burner - Tank System



REF	PART NO.	QTY	DESCRIPTION	REF	PART NO.	QTY	DESCRIPTION
1	3331899	1	Burner Asm w/o Hose (Includes Ref 2-7)	11	6600785	1	Adapter-POL x 0.25MPT
2	6500071	1	Burner (Includes- Ref 3)	12	0454085	1	Elbow-Auto, 90, 04FP-04FP
3	0105420	1	Coupling, 0.25NPT x 0.12NPT	13	6200292	2	Nipple-Sch 80, 0.25 x 0.87CL
4	6200251	1	Pipe-Sch 40, 0.25 x 30.00	14	6600196	AR	Pressure Gauge, 2", 0-100PSIG
5	7700025	1	Handle	15	7720018	AR	Pressure Regulator
6	6500064	1	Needle Valve, 0.25NPTF, W/Pilot	16	6500366	2	Ball Valve, 0.25
7	4470350	1	Hex Nipple, 0.25 x 1.12	17	6200417	AR	Nipple-Sch 80, 0.25 x 1.50
8	6601692	1	Burner Hose Asm, 0.25 x 25.00	18	0454121	1	Tee-Auto, 04FP-04FP-04FP
9	0144068	1	Pipe Coupling, 0.25NPT	19	3331875	1	Bracket Asm
10	6600043	1	Connector	20	0118750	1	Adaptor-Auto, ST, 04MP-06MS
				21	3331886	1	Hose Asm

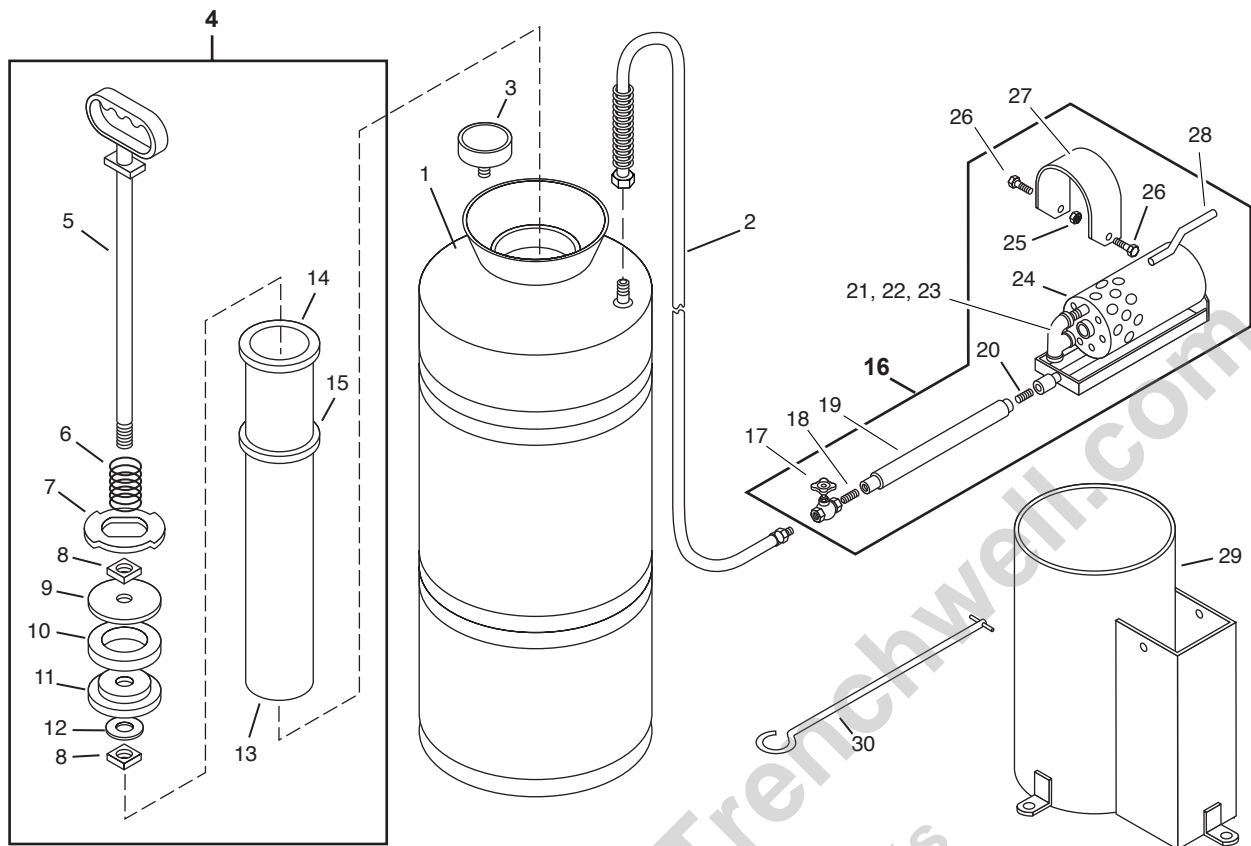
Portable Burner - Vapor Propane



REF	PART NO.	QTY	DESCRIPTION	REF	PART NO.	QTY	DESCRIPTION
1	7720046	1	Burner Asm-Propane Vapor (Includes Assemblies 2 & 3, & Ref 4-6)	9	6200251	1	Pipe-Sch 40, 0.25 x 3.00, TBE,PN
2	3330296	1	Burner Asm-Portable, LPG Vapor (Includes Assembly 3, & Ref 7, 8, 12)	10	0119931	1	Bushing-Pipe, 0.38 x 0.25NPT,PN
3	3330297	1	Burner As-Portable, LPG Vapor (Includes Ref 9-11)	11	3330298	1	Shroud Asm-Portable Burner
4	6600043	1	Connector-Tank LPG	12	3330001	1	Plug-Vaporizing
5	0144068	1	Coupling-Pipe, 0.25NPT,PD	13	S389301	1	Mounting Bracket with Quick Release
6	6601692	1	Hose-Burner, Port, Propane, 1/4	14	M395803	1	Cylinder-Propane, Port, 20 lb.
7	4470350	1	Nipple-Hex, 0.25 x 1.125				
8	6500064	1	Valve-Needle, 0.25NPTF, With Pilot				

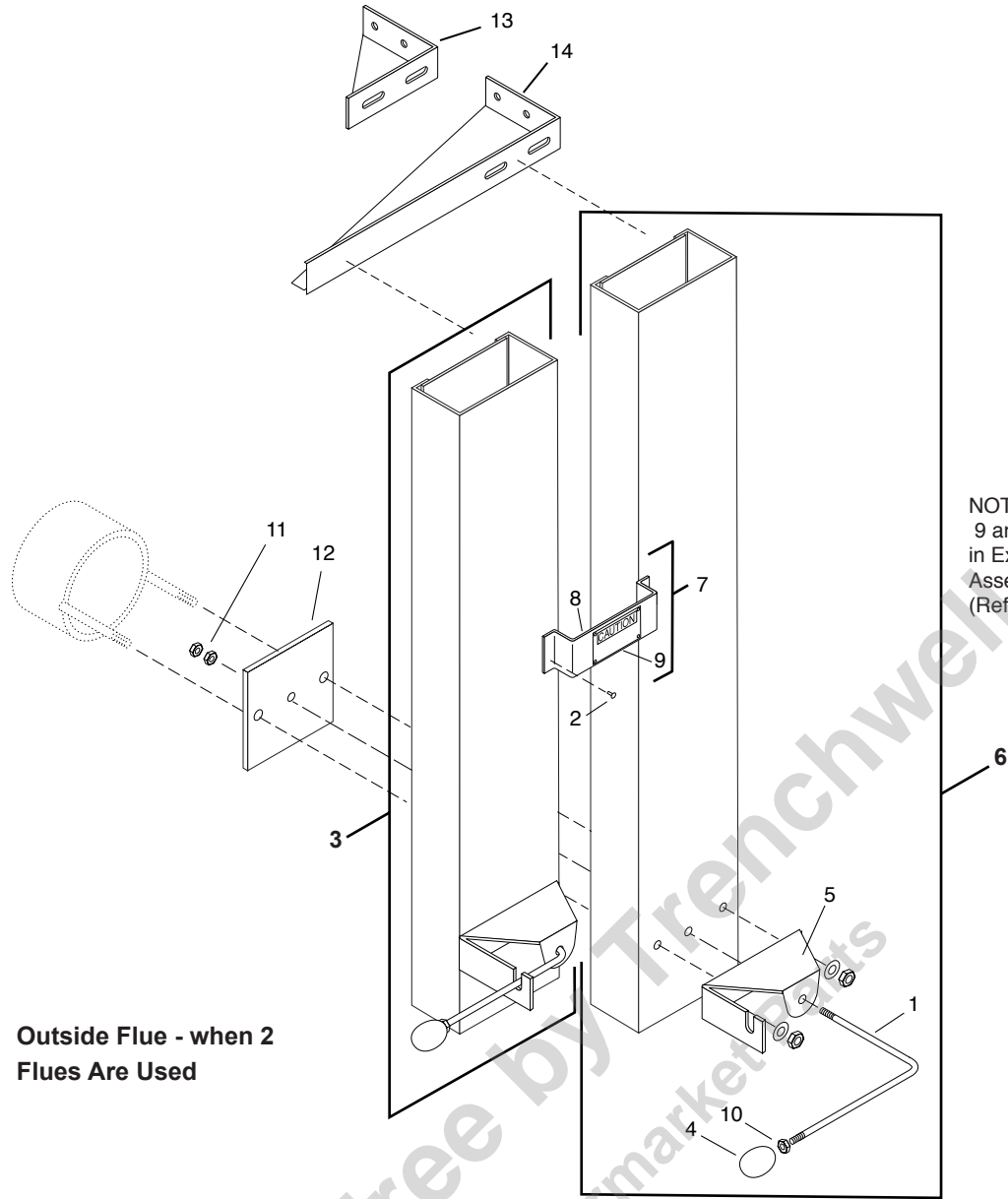
BURNER SYSTEM

Portable Generating Burner



REF	PART NO.	QTY	DESCRIPTION	REF	PART NO.	QTY	DESCRIPTION
	6500053	1	Portable Burner Asm (Less Ref 29 & 30)	16	3331382	1	Burner Asm (Includes Ref 17-28)
1	7700086	1	Tank	17	7700024	1	Valve
	7700050	1	Carrying Strap	18	0105405	1	Nipple-0.25 x 0.87, CL
2	7700065	1	Hose-6Ft.	19	2630080	1	Handle Asm
3	7700046	1	Pressure Gauge	20	0121207	1	Nipple-0.38 x 1.00, CL
4	3330462	1	Air Pump (Includes Ref 5-15)	21	3331036	1	Vapor Plug Holder
5	7700089	1	Rod	22	3330002	1	Vaporizing Plug, #54
6	7700090	1	Spring	23	0219191	1	Pipe Plug, SqHd, 0.38NPT
7	7700091	1	Cap	24	3330003	1	Small Burner Asm
8	7700092	2	Nut	25	9413946	2	Lock Nut, 0.25NC
9	7700056	1	Washer	26	0120706	2	Screw-0.25NC x 0.50
10	7700057	1	Washer	27	2630163	1	Cover
11	7700058	1	Washer	28	3330356	1	Holder
12	7700060	1	Washer	29	3330277	1	Burner Carrier Asm
13	7700062	1	Washer	30	6500048	1	Needle
14	7700048	1	Barrel				
15	7700047	1	Gasket				

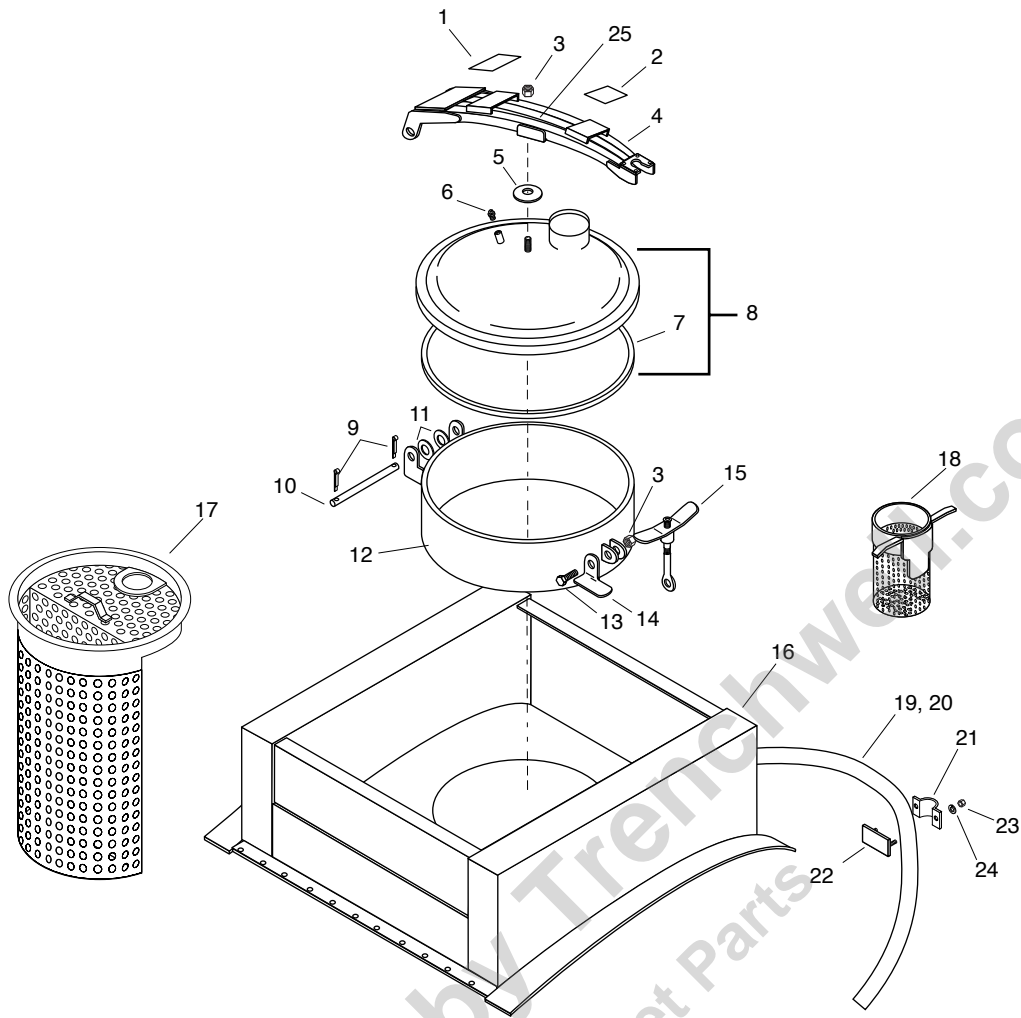
Exhaust Stack Assemblies



REF	PART NO.	QTY	DESCRIPTION	REF	PART NO.	QTY	DESCRIPTION
1	3331444	1	Damper Control Arm	6	3331465	1	Stack Asm - 60.625" (65 x 90 Head)
2	6001149	4	Rivet-Pop, dome, 0.19x.063-.125SS	3331464	1	Stack Asm - 65.375" (70 x 92 Head)	
3	3331452	1	Stack Asm - 51.125" (47 x 78 & 50 x 83 Head)	3331466	1	Stack Asm - 46.375" (47 x 78 & 50 x 83 Head)	
	3331453	1	Stack Asm - 55.875" (53 x 88 Head)	7	3390592	1	Tag Bracket Asm
	3331465	1	Stack Asm - 60.625" (59 x 89 Head)	8	3390562	1	Bracket
	3331464	1	Stack Asm - 65.375" (65 x 90 Head)	9	3561030	1	Plate - CAUTION, HOT SURFACE
	3331467	1	Stack Asm - 70.125" (70 x 92 Head)	10	6100701	1	Nut-Hex, Jam. 5/16-18, S.S.
	3331466	1	Stack Asm - 46.375" (42 x 74 Head)	11	6100702	2	Nut-Hex, Lock, 15/16-18, S.S.
4	6001827	2	Knob-Ball, Blk, 0.38-16, Hi Temp	12	3331455	1	Damper-Flue Stack - NS
5	3331445	1	Bracket-Damper Latch and Guide	13	3301342	1	Bracket-Flue Top (1 Flue)
6	3331452	1	Stack Asm - 51.125" (53 x 88 & 42 x 74 Head)	14	3301331	1	Bracket-Flue Top (2 Flue)
	3331453	1	Stack Asm - 55.875" (59 x 89 Head)				

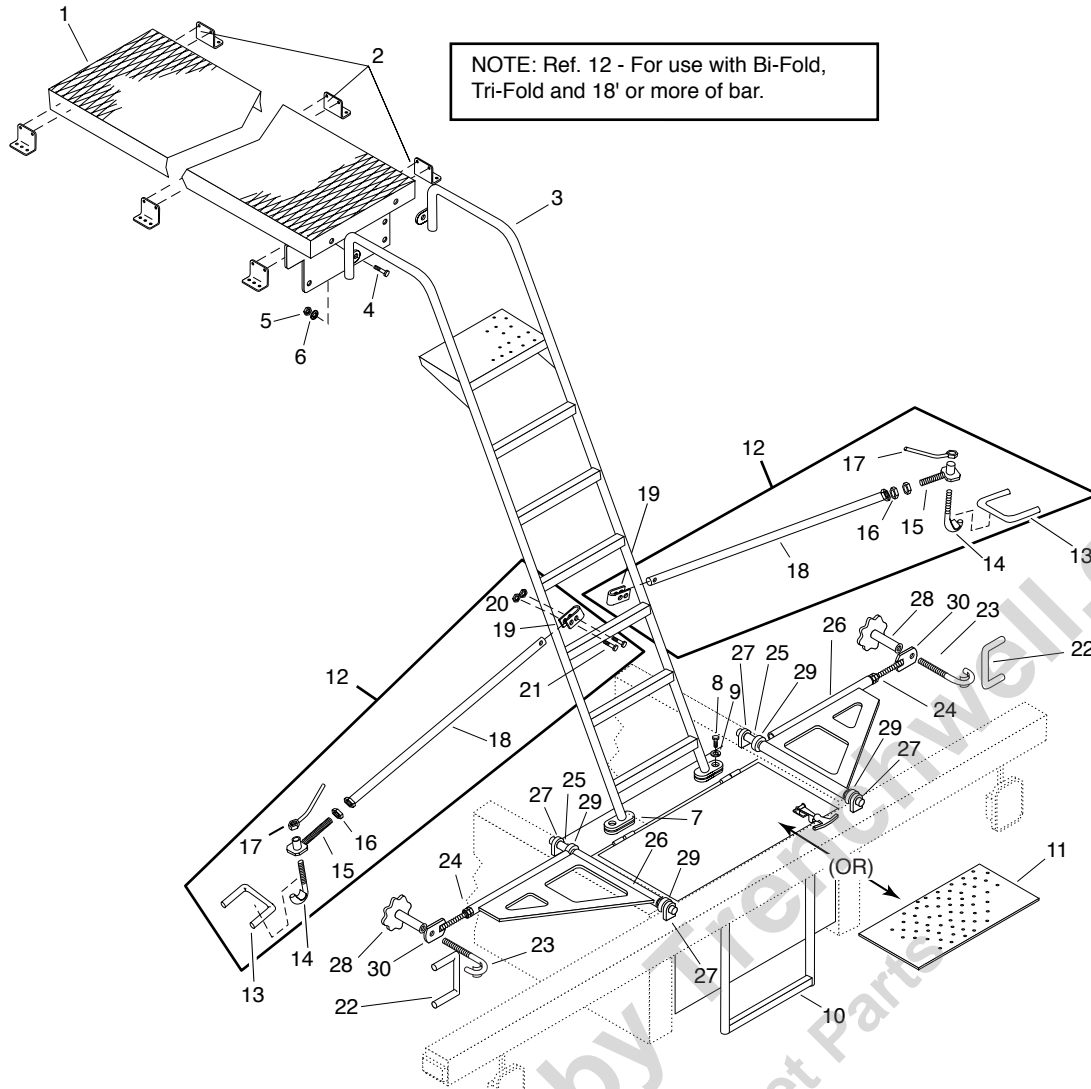
Manhole And Spillbox Assembly

3301357



REF	PART NO.	QTY	DESCRIPTION	REF	PART NO.	QTY	DESCRIPTION
1	3390679	1	Plate-WARNING, MANHOLE	16	9301336	1	Spill Collar Overflow Installation
2	3390684	1	Decal-CAUTION, HOT SURFACE	17	3390666	1	Strainer Asm
3	9411727	1	Lock Nut-0.50NC	18	3390173	1	Strainer Asm - 6"
4	7230257	1	Strongback Asm	19	6309185	AR	2.00 ID Tube
5	2700241	1	Reinforcer	20	6600906	1	Hose Clamp, Worm Dr. 1.81 x 2.75
6	0444867	1	Plug-Auto, Hex Sock, 0.38NPTF	21	2700103	1	Bracket
7	2700248	1	Gasket (Included with Ref 8)	22	2700105	1	Mounting Asm
8	3301356	1	Cover Asm	23	0120376	2	Nut-0.31NC
9	0137204	2	Cotter Pin, 0.12 x 1.50	24	0120214	2	Lock Washer-0.31
10	2700233	1	Hinge Shaft	25	2700259	1	Aligment Bushing
11	6100376	AR	Wave Washer				
12	3301279	1	Collar Asm				AR - As Required
13	0122459	1	Screw-0.50NC x 2.00				
14	2700234	1	Cover Prop				
15	2700243	1	Hold Down Asm				

Ladder Assembly

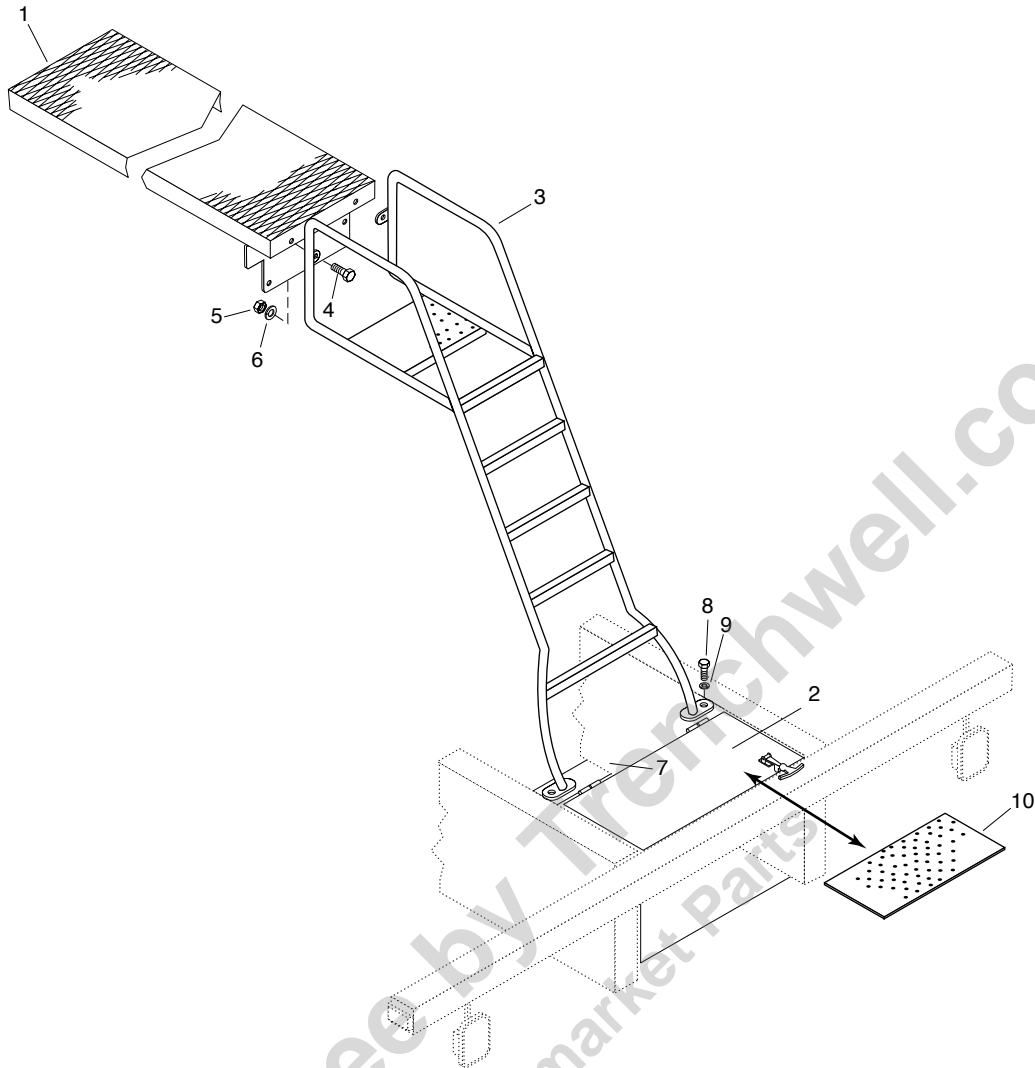


NOTE: Ref. 12 - For use with Bi-Fold, Tri-Fold and 18' or more of bar.

TANK

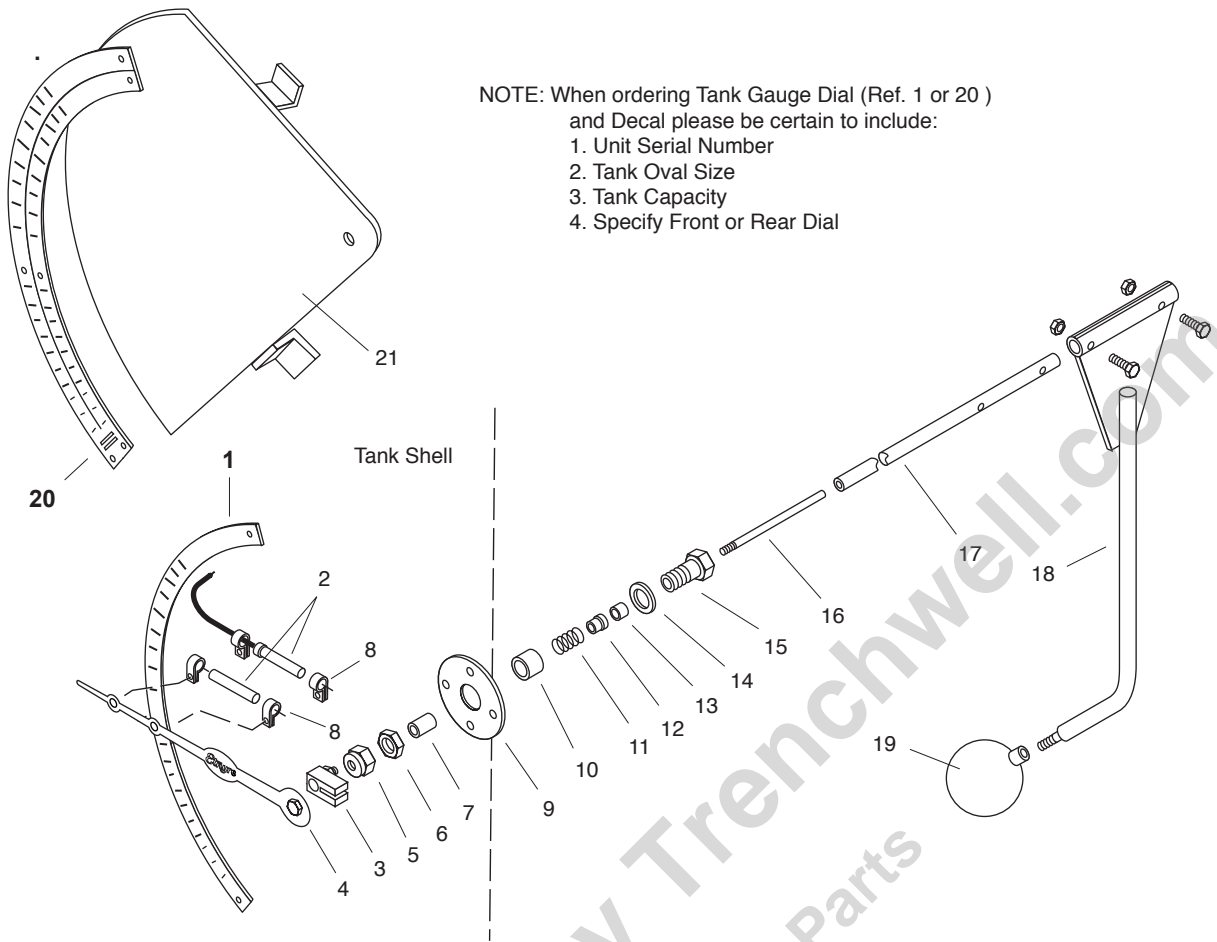
REF	PART NO.	QTY	DESCRIPTION	REF	PART NO.	QTY	DESCRIPTION
1	3301851	1	Walkway Asm	13	3350346	1	Bracket
2	3301310	6	Clip	14	3350347	1	Hook Asm
3	3301264	1	Ladder Asm - 42 x 74 Oval	15	3350340	1	Support Asm
	3301266	1	Ladder Asm - 47 x 78 Oval	16	0426897	1	Nut-Hex, Jam , 0.75NC
	3301268	1	Ladder Asm - 50 x 83 Oval	17	3350795	1	Wing Nut Asm
	3301150	1	Ladder Asm - 53 x 88 Oval	18	3352803	1	Pipe Asm
	3301270	1	Ladder Asm - 59 x 89 Oval	19	3352804	1	Formed Plate
	3301272	1	Ladder Asm - 65 x 90 Oval	20	9411727	2	Nut-Hex, Lock, 0.50NC
	3301201	1	Ladder Asm - 70 x 92 Oval	21	0122459	2	Screw-Hex, 0.50NC x 2.00
4	0120233	2	Screw-Hex, 0.38NC x 1.00	22	3353072	2	Bracket-Bar,Bar Hold Clamp
5	0120377	2	Nut-Hex, 0.38NC	23	3353171	2	Hook Asm-Bar Hold Clamp
6	0120382	2	Washer-Lock, 0.38	24	0426897	2	Nut-Hex, Jam, 3/4NC, PD
7	3301144	4	Lug	25	3353172	2	Shaft-Wing Latch
8	0122017	2	Screw-Hex, 0.31NC x 1.00	26	3353174	2	Latch Asm-Wing
9	0120214	2	Washer-Lock, 0.31	27	3353175	4	Mount-Wing Latch
10	3301197	1	Lower Ladder Asm	28	3353176	2	Nut-Handwheel Asm
11	3311807	1	Floor Plate	29	6001582	4	Collar-Clamp On, Shaft, Stl
12	3352808	2	Wing Lock Asm (Includes Ref 13-21)	30	3350340	2	Support Asm-Bar Hold Clamp

Ladder Assembly - Variable Width Spray Bar



REF	PART NO.	QTY	DESCRIPTION	REF	PART NO.	QTY	DESCRIPTION
1	*****	1	Walkway Asm (Call with Serial No.)				
2	3311812	1	Tool Soaking Box				
3	*****	1	Ladder Asm (Call with Serial No.)				
4	0120233	2	Screw-Hex,3/8NC x 1				
5	0120377	2	Nut-Hex,3/8NC				
6	0120382	2	Washer-Lock,3/8				
7	3301144	4	Lug				
8	0122017	2	Screw-Hex,5/16-18NC x 1,Gr 2,PD				
9	0120214	2	Washer-Lock,5/16,Spring,PD				
10	3311807	1	Floor Plate				

Tank Gauge Assembly



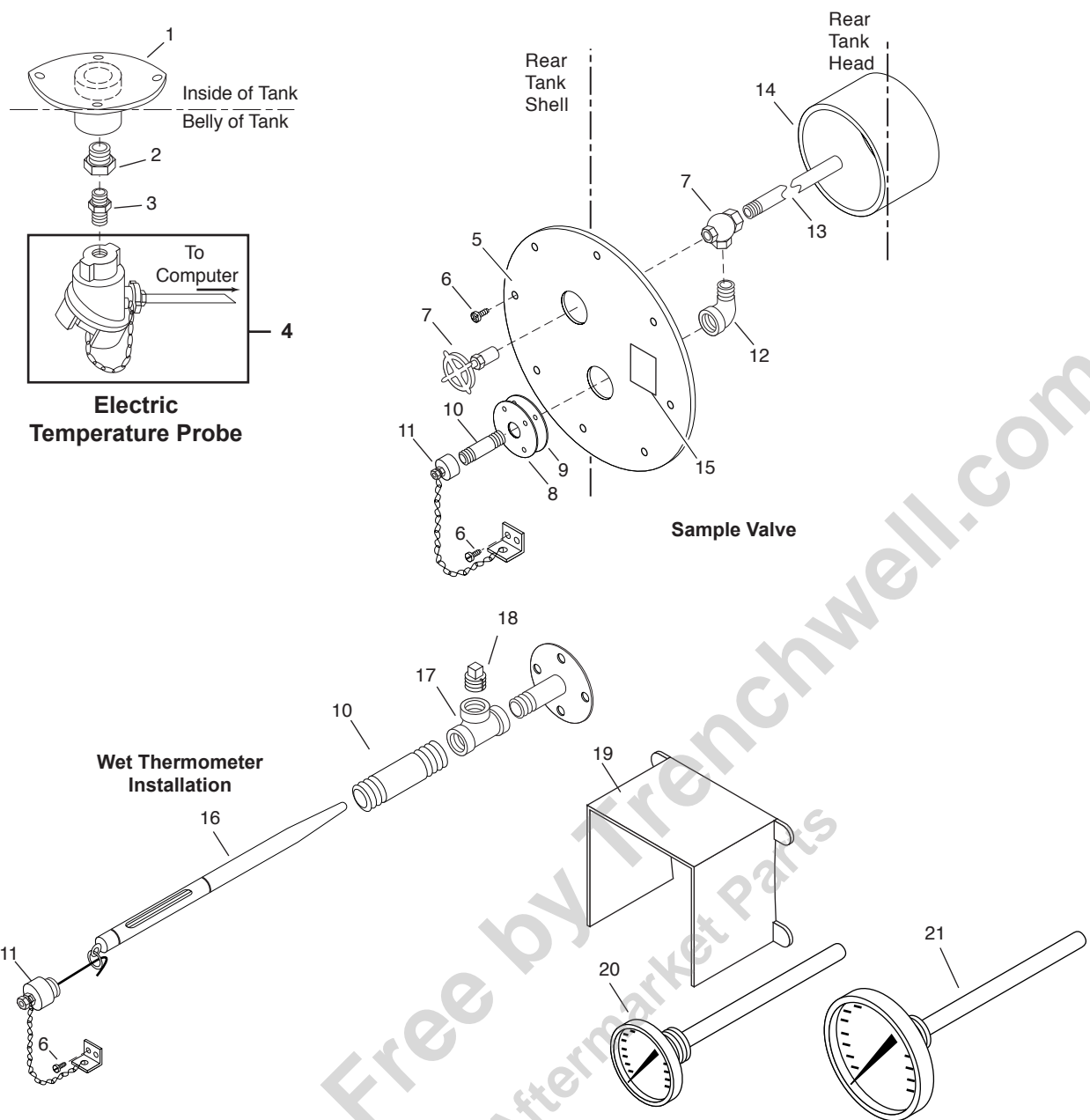
NOTE: When ordering Tank Gauge Dial (Ref. 1 or 20)
and Decal please be certain to include:
1. Unit Serial Number
2. Tank Oval Size
3. Tank Capacity
4. Specify Front or Rear Dial

TANK

REF	PART NO.	QTY	DESCRIPTION	REF	PART NO.	QTY	DESCRIPTION
1	7230303	1	Front Dial - Stamped	17	6303353	AR	Pipe Asm-Sch 40, 0.25, Ft.
	7230304	1	Rear Dial - Stamped	18	3361054	1	Stem Asm, 47 x 78 Oval
2	6701832	2	Switch-SPDT Magnetic, 3 AMP EF		3361055	1	Stem Asm, 50x83 Oval
3	3301795	1	Clamp-Tank Ga. Pointer Rod		3361056	1	Stem Asm, 53x88 Oval
4	3301995	1	Dial Pointer, Alum.		3361057	1	Stem Asm, 59x89 Oval
5	3360828	1	Nut Asm-Packing Retainer		3361058	1	Stem Asm, 65x90 Oval
6	0426899	1	Nut-Hex, Jam, 1.00NC		3361059	1	Stem Asm, 70x92 Oval
7	3301164	1	Spacer	19	6600335	1	Float-Ball (Included W/Ref# 18)
8	6000057	4	Clamp. 0.50 Rubber Tube	20	Serial No.	1	Dial-(Specify Unit Serial No.)
9	3341199	1	Cover-Jkt, Drive	21	S1616AB	1	Plate Asm-Mounting, Tank Oval Smaller than 65 x 90
10	3301352	1	Spacer		S1793AC	1	Plate Asm-Mounting, Tank Oval Larger than 65 x 90
11	3360192	1	Spring	22	0138485	2	Washer-Lock,5/16,Ext Tooth
12	3360187	1	Sleeve				
13	3360204	1	Packing				
14	3360825	1	Gasket-ASB				
15	3301163	1	Screw-Fitting, 1" NC.				
16	3360824	1	Shaft				

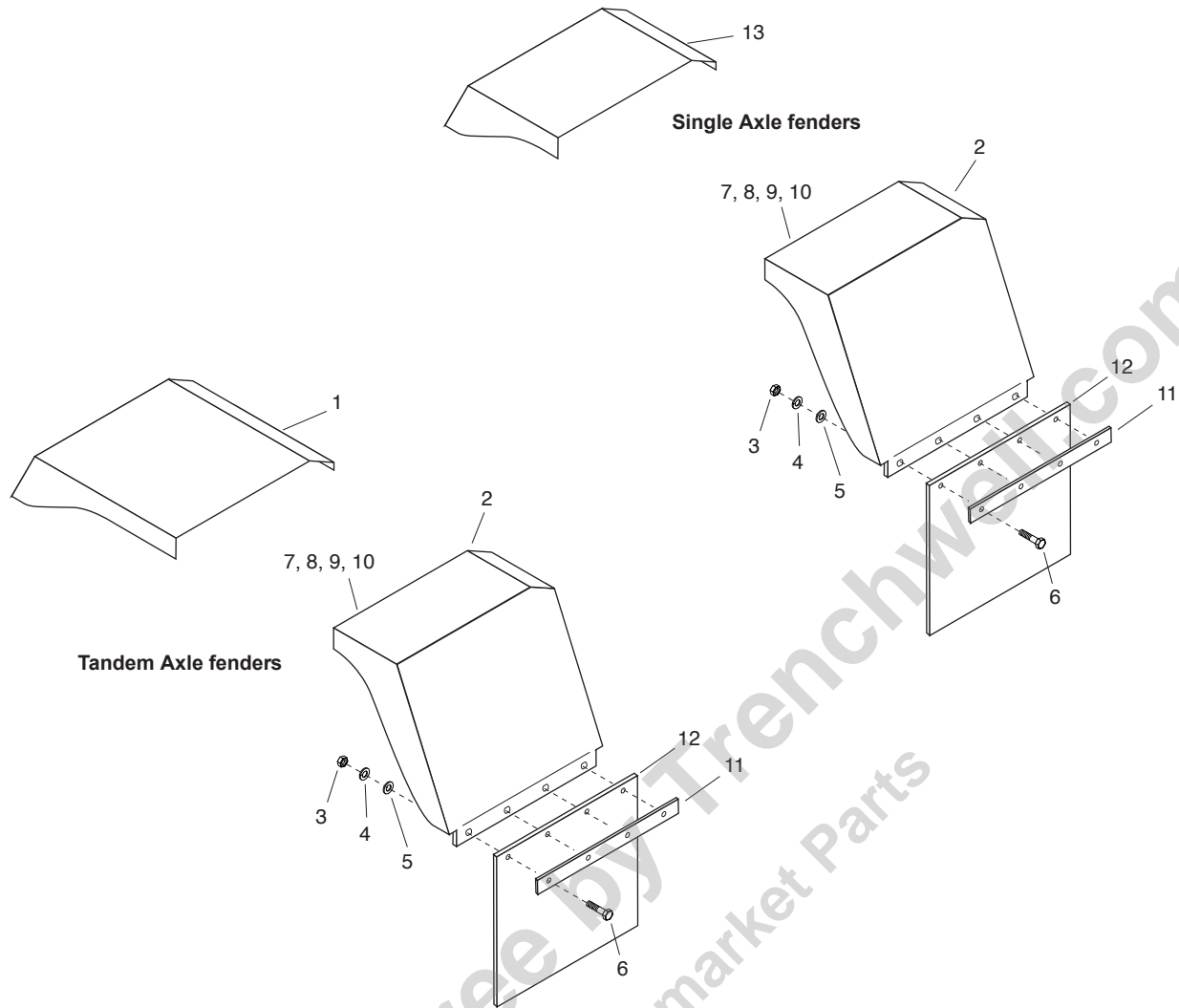
AR = As Required

Sample Valve • Thermometer • Temperature Probe



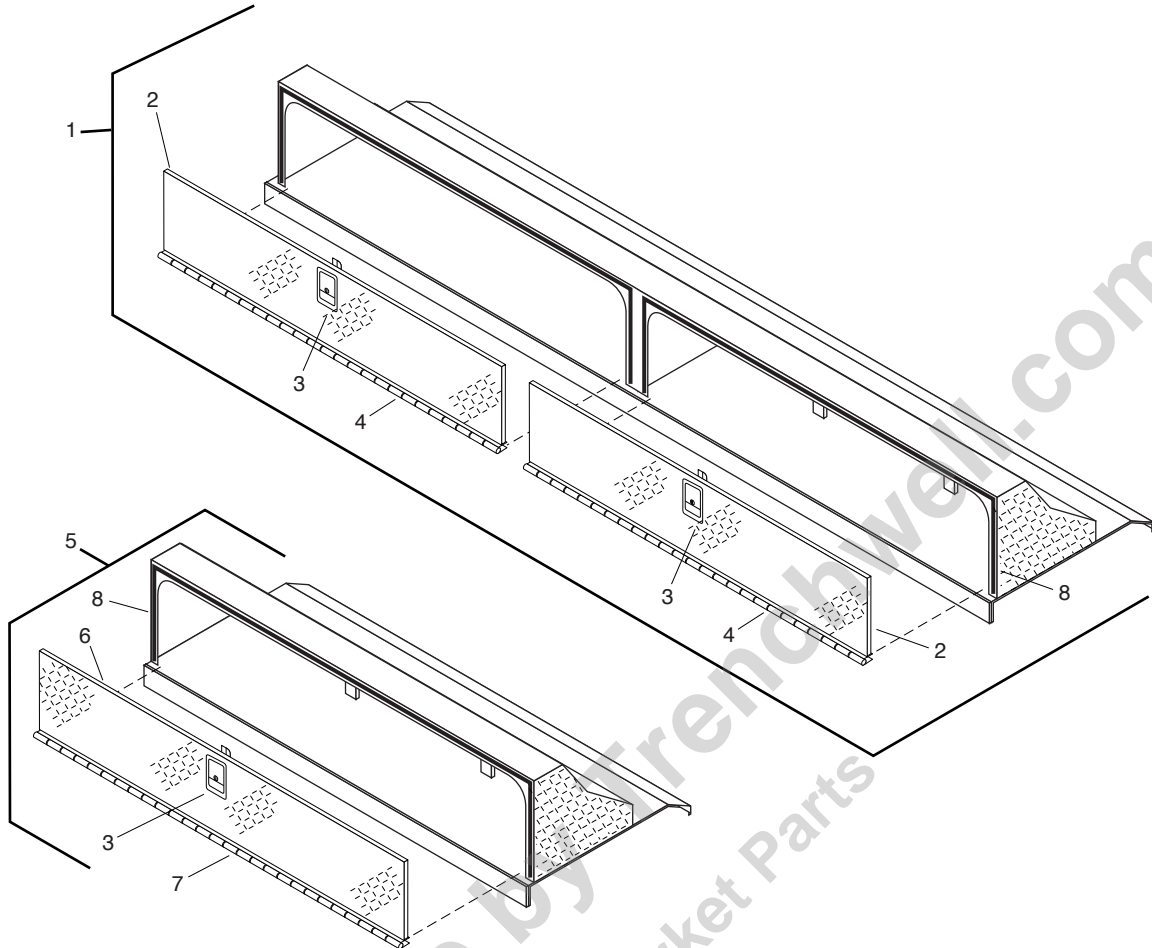
REF	PART NO.	QTY	DESCRIPTION	REF	PART NO.	QTY	DESCRIPTION
1	3300773	1	Ring-Finishing	13	6200324	1	Pipe-Sch 40, 0.75, TOE, Ft
2	0144034	1	Bushing-Pipe, 0.75 x 0.50NPT, PN	14	3301006	1	Well Asm-6" O.D.
3	6601714	1	Adapter-Hyd, St, 08MP-08MP	15	6320784	1	Decal-Warning, Hot Surfaces
4	3370234	1	Thermocouple	16	6500034	1	Thermometer-Pencil1, 50-600 Deg. F
5	3301003	1	Ring-Finish, Sample Valve		6500035	1	Thermometer-Pencil, 10-315 Deg. C
6	9426128	18	Screw-Tap, PNSL, 0.25 x 0.50	17	0125988	1	Tee-Pipe, 0.75
7	6600349	1	Valve-0.75, Angle, Crane #2	18	3700926	1	Plug-Sawed, 0.75
8	2700161	1	Ring-Finish, Sample Valve Outlet	19	3390757	1	Cover Asm-4" Dial
9	2700162	1	Gasket-Sample Valve Outlet	20	6500039	1	Thermometer-2" Dial, 9" Stem, 50-550 Deg., Dual Scale
10	0126168	2	Nipple-PP, Sch 40, 0.75 x 3.00, PN	21	6500038	1	Thermometer-5" Dial, 9" Stem, 50° 550°, Dual Scale
11	2780038	2	Cap Asm (Includes: 6000345 Peerles 86041-881 Twin Loop Chain, 1Ft & one 2780027 Mounting Clip)				
12	0140798	1	Elbow-PP, 45, ST, 0.75NPT				

Rear Fender Assemblies



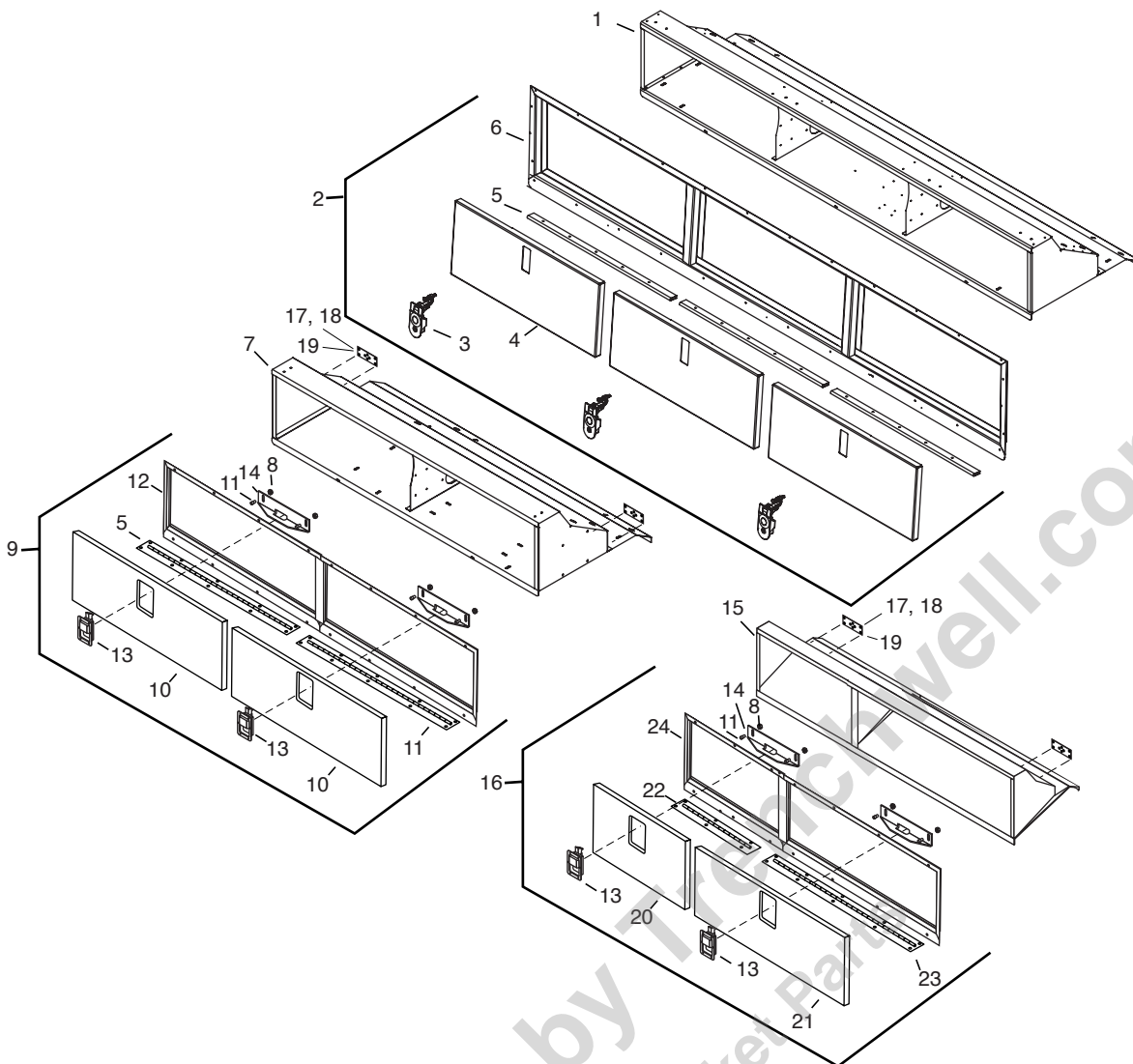
REF	PART NO.	QTY	DESCRIPTION	REF	PART NO.	QTY	DESCRIPTION
1	3301659	1	Fender-Front, Diamond, LH, Tandem	8	0120376	6	Nut-Hex, 5/16NC, PD
	3301844	1	Fender-Front, Smooth, LH, Tandem	9	0122017	6	Screw-Hex, 5/16NC x 1, Gr 2, PD
	3301662	1	Fender-Front, Diamond, RH, Tandem	10	0446363	12	Washer-Flat, 5/16, Spring, PD
	3301845	1	Fender-Front, Smooth, RH, Tandem	11	3380838	2	Bar-Mudflap, Backup
2	3301741	1	Fender-Rear, Diamond, LH, All	12	3380847	2	Guard-Splash, 24 x 20
	2680565	1	Fender-Rear, Smooth, LH, All	13	3301663	1	Fender-Front, Diamond, LH Single
	3301742	1	Fender-Rear, Diamond, RH, All		2680564	1	Fender-Front, Smooth, LH, Single
	2680568	1	Fender-Rear, Smooth, RH, All		3301664	1	Fender-Front, Diamond, RH Single
3	0120375	8	Nut-hex, 1/4NC, PD		2680567	1	Fender-Front, Smooth, RH, Single
4	0120380	8	Washer-Lock, 1/4, Spring, PD				AR = As Required
5	0120386	8	Washer-Flat, 1/4, Spring, PD				
6	0121887	8	Screw-Hex, 1/4NC x 3/4, Gr 2, PD				
7	0120214	6	Washer-Lock, 5/16, Spring, PD				

Toolbox Assemblies-Diamond Plate



REF	PART NO.	QTY	DESCRIPTION	REF	PART NO.	QTY	DESCRIPTION
1	3301585	1	Toolbox Asm - 90", LH <i>(Includes Ref 2-4, 8)</i>	6	3301758	1	Door -60" Toolbox
	3301586	1	Toolbox Asm - 90", RH <i>(Includes Ref 2-4, 8)</i>	3301720	1	Door -48" Toolbox	
2	3301581	2	Door- 90" Toolbox	7	3301562	1	Hinge-60" Toolbox
3	6000255	AR	Lock-Tool Box	3301722	1	Hinge-48" Toolbox	
	7215139	AR	Key-Tool Box Lock	8	6320639	12	90" Toolbox
4	3301582	2	Hinge-90" Toolbox			8	60" Toolbox
5	3301590	1	60" Toolbox Asm, LH			8	48" Toolbox
	3301591	1	60" Toolbox Asm, RH	9	6000989	4	Screw
	3301727	1	48" Toolbox Asm, LH	10	0120386	4	Flat Washer
	3301728	1	48" Toolbox Asm, RH	11	3380971	AR	Cover-Access Hole
			<i>(All 4 Part Numbers of Ref 5 include Ref 3, 7-8)</i>				AR = As Required

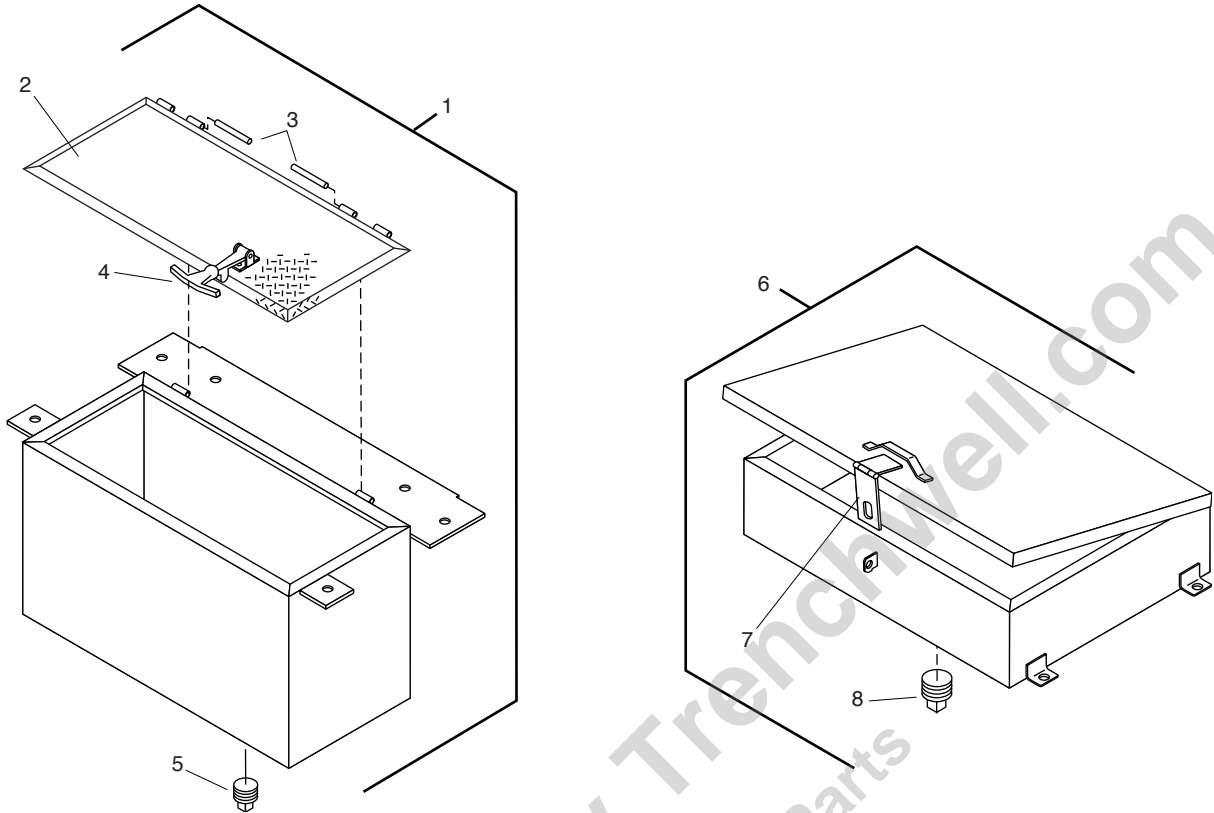
Toolbox Assemblies - Smooth Plate



REF	PART NO.	QTY	DESCRIPTION	REF	PART NO.	QTY	DESCRIPTION
1	3382502	1	Frame Asm-90", LH	13	2781748	AR	Lock Asm w/ Holes
	3382505	1	Frame Asm-90", RH	14	3381154	3	Striker-Frame, Toolbox Door
2	3382508	1	Door & Frame Asm-90" (Includes Ref 3-6)	15	3382528	1	Frame Asm-48", LH
3	6002509	AR	Door Latch		3382531	1	Frame Asm-48", RH
4	3382379	AR	Door-Toolbox	16	3381110	1	Door & Frame Asm-48", LH
5	3381465	AR	Hinge-Piano, 2.0" x 27.0"		3381158	1	Door & Frame Asm-48", RH (Both part No.'s of Ref 16 Include Ref 8, 11, 13-14, 20-24)
6	3382507	1	Frame Asm-Door, 90"	17	6000989	4	Screw
7	3381466	1	Toolbox Weldment-RH	18	0120386	4	4 Flat Washer
	3381467	1	Toolbox Weldment-LH	19	3380971	AR	Cover-Access Hole
8	0124818	6	Nut-Hex, Jam, 0.25"NC, PD	20	3381106	1	Door-Toolbox Mod Dist., Short
9	3381458	1	Door & Frame Asm-60", LH	21	3380941	AR	Door-Toolbox Mod Dist.
	3381459	1	Door & Frame Asm-60", RH (Both Part No.'s of Ref 9 Include Ref 5,8, 10-14)	22	3381105	1	Hinge-Piano, 2.0" x 15.5"
10	3381464	2	Door-Toolbox Mod Dist.	23	3380942	1	Hinge-Piano, 2.0" x 27.5"
11	6001679	6	Screw-SHCS, 0.25"NC x 0.50", Gr2,pln	24	3381112	1	Frame Asm-Door, 48", LH, 2 Door
12	3381460	1	Frame Asm-Door, 60", LH, 2 Door		3381115	1	Frame 'asm-Door, 48", RH, 2 Door
	3381461	1	Frame Asm-Door, 60", RH, 2 Door				AR = As Required

ACCESSORIES

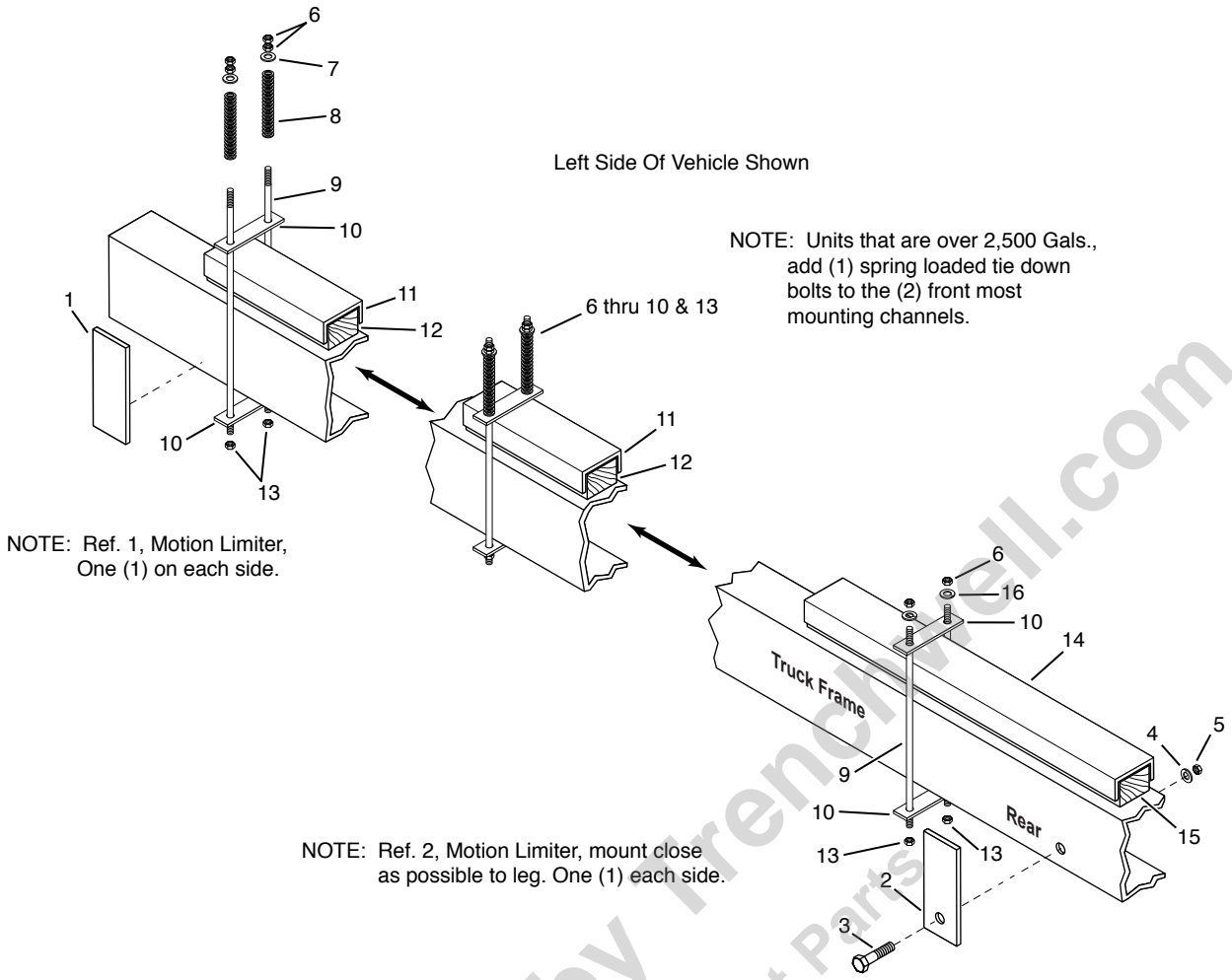
Tool Soak & Section Box Assemblies



REF	PART NO.	QTY	DESCRIPTION	REF	PART NO.	QTY	DESCRIPTION
1	3311812	1	Tool Soak Box Asm (Includes Ref 2-5)	6	3352424	1	Box Asm-Section Carrier (Includes Ref 7, 8)
2	3311810	1	Lid	7	6000308	1	Safety Hasp
3	3352683	2	Pin-Hinge	8	0219303	1	Plug-Pipe, SqHd, 1.00NPT
4	6001161	1	Latch-T Handle				
5	0219301	1	Plug-Pipe, SqHd, 0.75NPT				

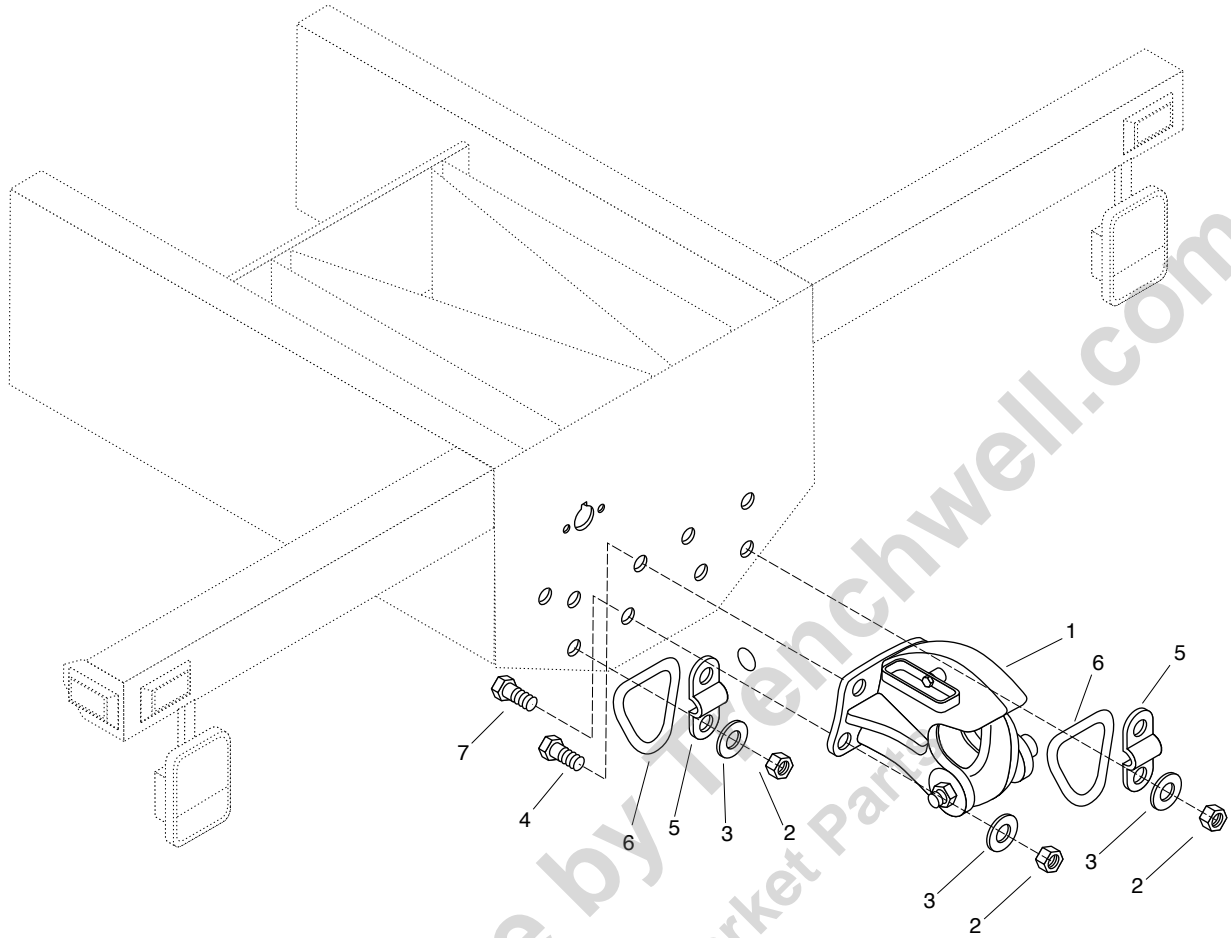
Specify Unit Serial No., Part No., & Part Description

Tank Mounting



REF	PART NO.	QTY	DESCRIPTION	REF	PART NO.	QTY	DESCRIPTION
1	3311576	2	Channel-Tie Down Tank Mtg., 4 x 12	10	3310932	12	Plate-Tie Down, 3 1/2 + 3 3/4 Frame
2	3311617	2	Limiters-Fore/Aft	11	3310979	4	Retainer Asm
3	6001115	2	Screw-Hex, 0.75NC x 2.25, GR8, PD	12	3311493	4	Wood-2" High x 19.75" Long
4	0131046	2	Washer-Lock, 0.75, Spring, PD	13	9411727	12	Nut-Hex, Lock, 0.50NC, EA, PD
5	9414000	2	Nut-Hex, Lock, 0.75NC, GR8, PD	14	3301669	2	Retainer Asm
6	0120378	20	Nut-Hex, 0.50NC, PD	15	3311612	2	Wood-2" High x 35.75" Long
7	0120390	8	Washer-Flat, 0.50A W, PD	16	0120384	4	Washer-Lock, 0.50, Spring, PD
8	3310354	8	Spring-Comp.				
9	3300339	AR	Stud-Tie Down, Frm, 12 In.				AR = As Required
	3300338	AR	Stud-Tie Down, Frm, 14 In.				
	3300337	AR	Stud-Tie Down, Frm, 16 In.				
	3300336	AR	Stud-Tie Down, Frm, 18 In.				
	3300335	AR	Stud-Tie Down, Frm, 20 In.				
	3300623	AR	Stud-Tie Down, Frm, 21 In.				
	3301354	AR	Stud-Tie Down, Frm, 22 In.				
	3300671	AR	Stud-Tie Down, Frm, 24 Lg.				
	3300932	AR	Stud-Tie Down, Frm, 26 Lg.				

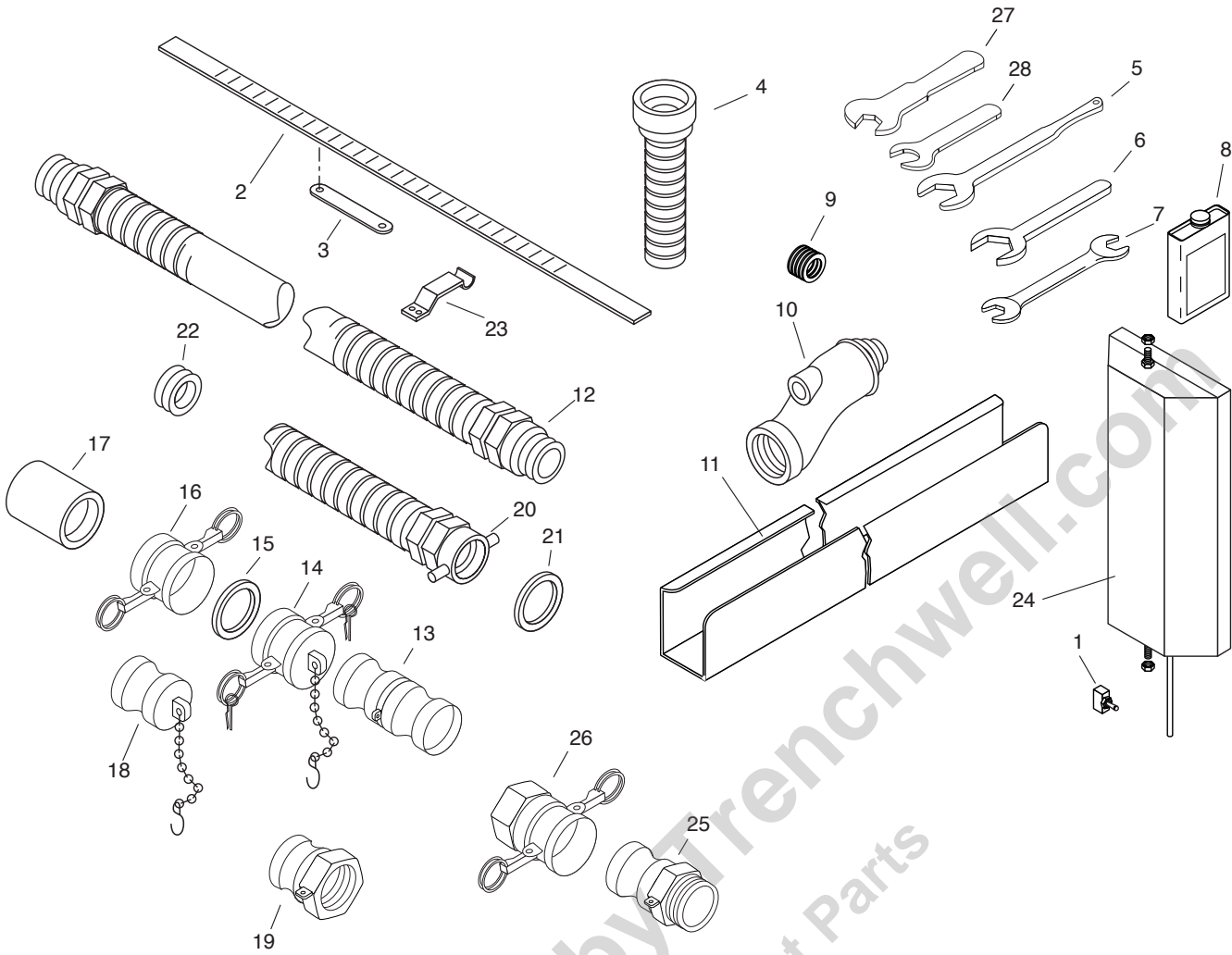
Pintle Hook



REF	PART NO.	QTY	DESCRIPTION	REF	PART NO.	QTY	DESCRIPTION
1	6001167	1	Pintle Hook				
2	9414000	8	Lock Nut, 0.75NC, GR8				
3	0131000	8	Flat Washer, 0.75				
4	0223529	4	Screw, 0.75NC x 2.50, GR8				
5	3300104	2	Lifting Bracket				
6	3300106	2	Lifting Ring				
7	6001115	4	Screw, 0.75NC x 2.25, GR8				

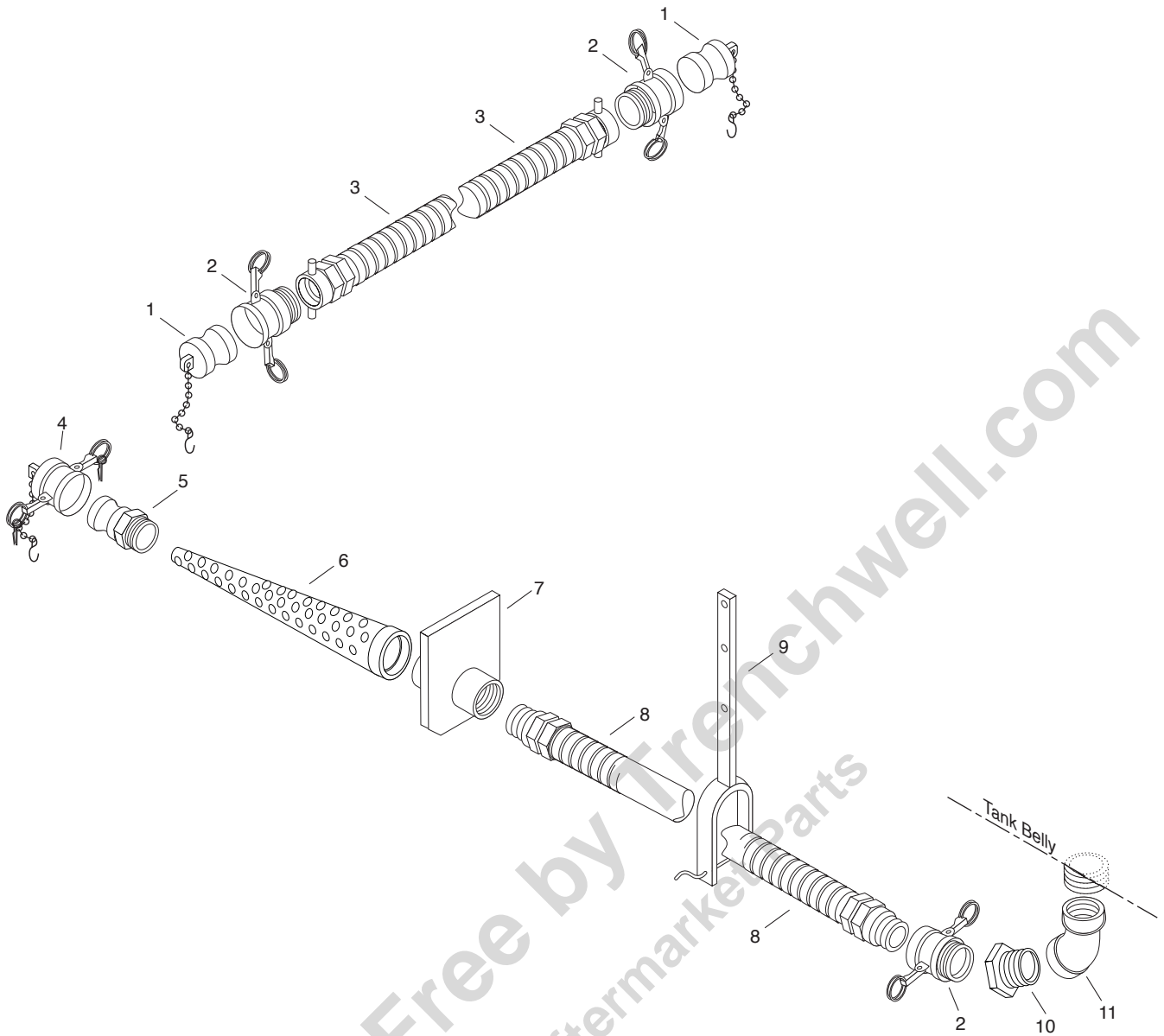
ACCESSORIES

Miscellaneous Attachments And Tools



REF	PART NO.	QTY	DESCRIPTION	REF	PART NO.	QTY	DESCRIPTION
1	7230372	1	Switch-4 Way (located in cab)	13	6600152	1	Hose Connector-3"
2	Measuring Stick (1 Flue)				6600282	1	Double Connector, 3", Alum
	*****		Call with Unit Serial Number	14	6600281	1	Dust Cap, 3", Alum W/Chain
	Measuring Stick (2 Flue)				6600250	1	Dust Cap, 3", Brass
	*****		Call with Unit Serial Number	15	6600279	1	Gasket-3" ID, Silicone
3	3390645	1	Label-Measuring Stick (1 Flue)	16	6600278	1	3" Coupler, Alum, Part B
	3390656	1	Label-Measuring Stick (2 Flue)	17	6200059	1	Pipe Coupling-3.00NPT
4	3300036	1	Overflow Outlet Extention Asm	18	6600280	1	3" Dust Plug, Alum.
5	3380459	1	Open End Wrench, 2"	19	6600277	1	3" Adapter, Alum, Part A
6	3380079	1	Union Wrench, 2"	20	6600265	1	Hose Asm-3", T&A x 15' M/F Cplg
7	6000376	1	Armstrong Wrench		7400004	1	Hose-3", Tiger, W/Male Nipples BE
8	7220056	1	Anti-Foam Concentrate, 1 Pint	21	6600267	2	Gasket-3.50 x 2.88 x 0.13, ASB
9	6600310	1	Packing Ring, 1.50 ID x 2.00 OD	22	7220028	1	Cord-Norfab, 0.6"
10	3340040	1	3" Connector	23	3310040	2	Bracket-Measuring Stick
11	3380790	1	Hose Trough (Specify Unit Number)	24	6702464	1	Mirror-4 Way, Heated
12	6601926	1	Hose Asm-3.00 x 15 Ft.	25	6001011	1	Adapter-3", Evertite
	6602576	1	Hose Asm-3.00 x 12 Ft.	26	6001012	1	Coupler-3", Evertite
	7400004	1	Hose-3", Tiger, w/Male Nipp BE,Rub	27	3380442	1	Wrench-Open End, 1.5", SAM
	6600443	1	Hose Asm-3 In X 20 Ft, M/M	28	3381752	1	Wrench-Open End, 1.63", VWWSB

Front Fill Line - (Optional)

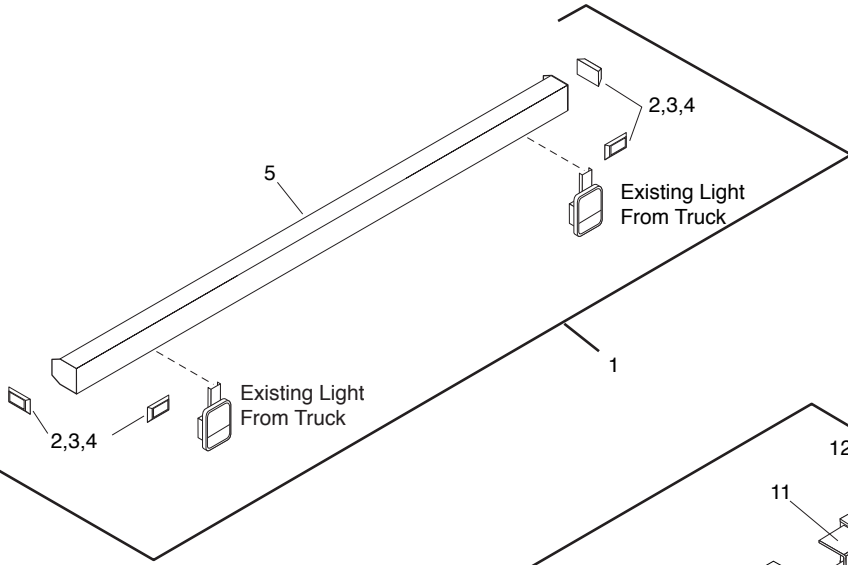


REF	PART NO.	QTY	DESCRIPTION	REF	PART NO.	QTY	DESCRIPTION
1	6600280	2	Plug-Dust, 3" alum., w/ Chain				
2	6600278	3	Coupler-3" alum, Part B				
3	J965602	1	Hose-3" Tiger, 7Ft w/ Fem Cplings BE				
4	6600281	1	Cap-Dust, 3" alum., w/ Chain				
5	6001011	1	Adapter-3" Part F				
6	2641012	1	Strainer-3" Pipe, 17.5" Long				
7	C1078AE	1	Bracket Asm-Front Bumper Mounting				
8	6601926	1	Hose Asm-3" T&A, 15Ft, NPT, MP BE				
9	C1078AC	6	Bracket Asm-Hose Hook				
10	6200044	1	Bushing-Pipe, 4" x 3"NPT, PN				
11	6200070	1	Elbow-Pipe, 45°, 4"NPT, PN				

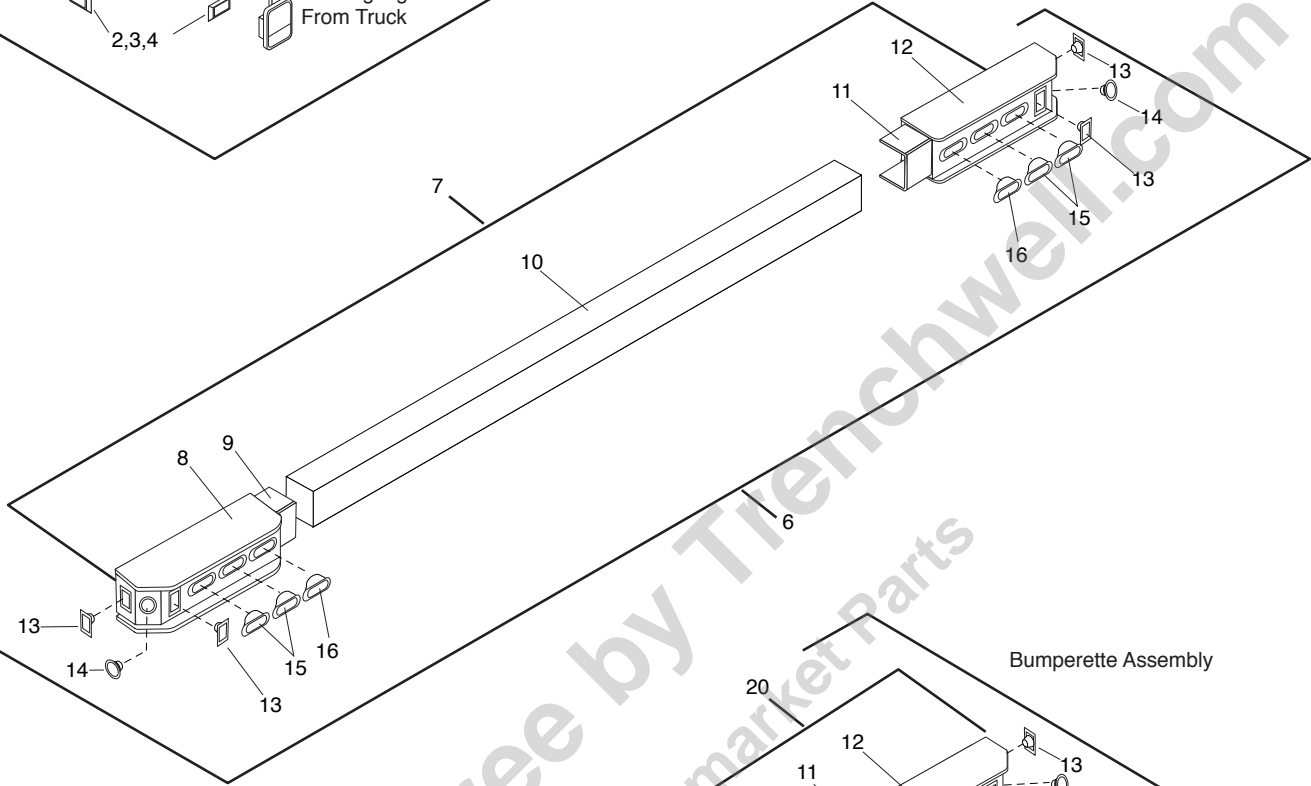
ACCESSORIES

Rear Bumper Assemblies

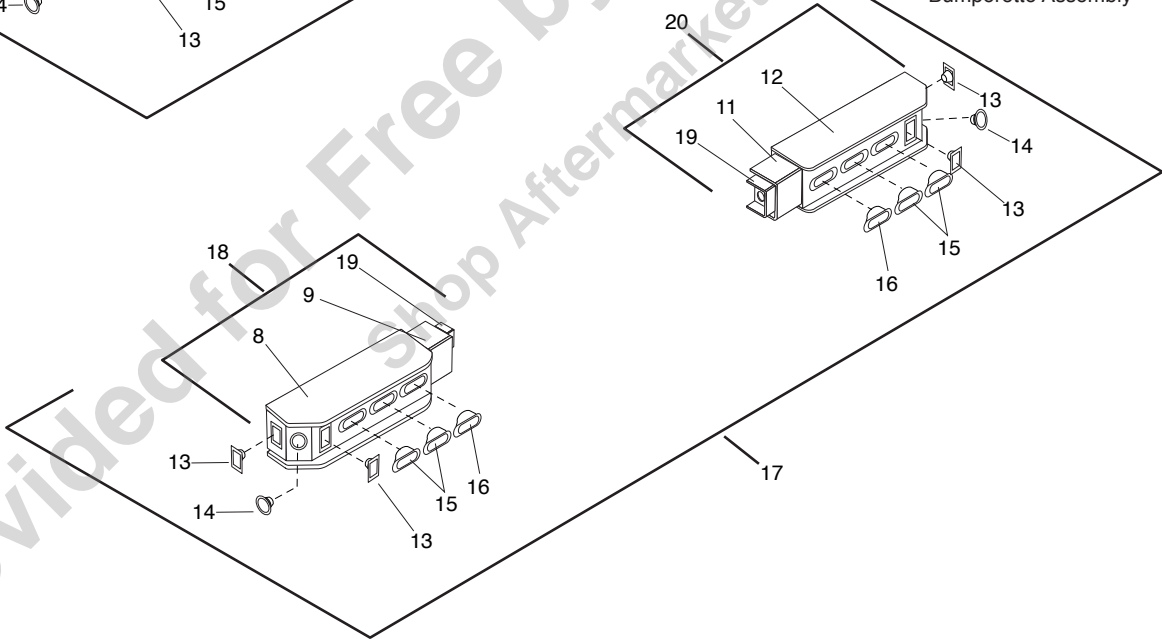
Econo Bumper Assembly



Flange Mount LED Lights Assembly



Bumperette Assembly



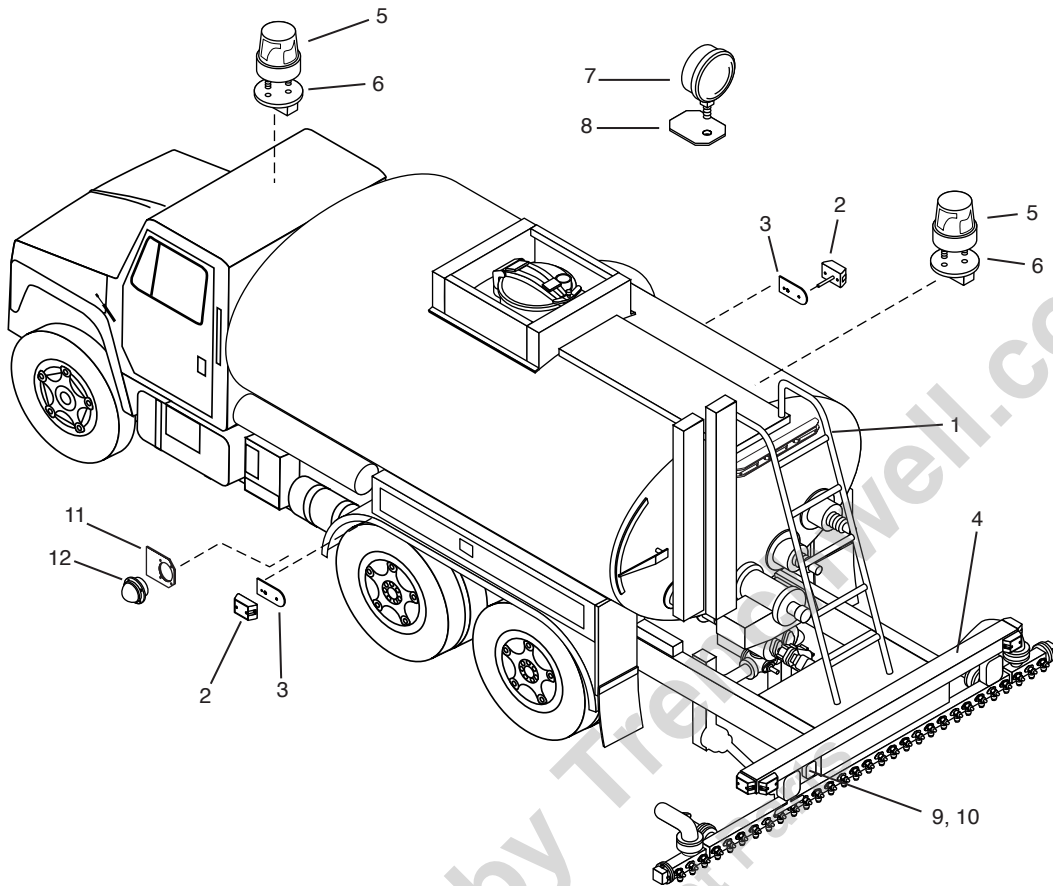
ACCESSORIES

Rear Bumper Assemblies

REF	PART NO.	QTY	DESCRIPTION	REF	PART NO.	QTY	DESCRIPTION
1	3311833	1	Bumperette Asm-RH, Econo <i>(Includes Ref 2-5)</i>	*	6702110	2	Adapter-Trk-Lt, 0.75" ID 50842
	3311832	1	Bumperette Asm-LH, Econo <i>(Includes Ref 2-5)</i>	*	Q478478	1	Junction Box Assy-Center Mount
2	0447835	AR	Tap Screw, PNSL, 10NF x 0.50, F, PD	*	Q478480	1	Fitting Compress, 0.50" ID
3	6700854	4	Clearance Light (Red)	*	2680648	1	Plate-Junction Box, Ultrablue
4	6000721	4	Grommet-5/16 ID x 11/16 OD	*	6704059	1	Light-LED ID Bar
5	S3349A	1	Bumperette Asm- RH	*	6704099	2	Light-2.5" Amber, Flgmnt, LED Flange Mount, LED
	S3349A	1	Bumperette Asm- LH	*	6704102	1	Harness-LED ID Bar Light, Maxi Seal
6	3370623	1	Bumper Asm-LED Lamps w/Flg's <i>(Includes Assembly 7, & Ref 13-16)</i>	*	3312265	2	Bracket-Fenders, Light Tdm Peterson Side Marker
7	3370621	1	Bumper Weldment-LED <i>(Includes Ref 8-12)</i>	*	6000686	2	Reflector-Amber, Rect. Truck-Lite
8	3311991	1	LH Channel-Bumper LED	*	6704101	2	LED Single Plug M/C Harness, Maxi Seal
9	3370620	1	Faceplate-LED Bumper, Flg Mnt, LH	*	6702430	1	Grommet-Rbr, 0.50"ID x 0.75"Dia. Grv 1" Outside Dia.
10	3311990	1	Channel-Formed Bumper LED	*	6703812	1	License Plate Bracket
11	3370622	1	Faceplate-LED Bumper, Flg Mnt, RH	*	6704058	1	Light-License Plate
12	3311992	1	RH Channel-Bumper LED	*	6704063	1	Harness-Rear LED Distributor
13	6703813	4	Reflector-Red Rectangular	*	6704064	1	Grommet-Rbr, 17/64" ID x 0.125" Grv 0.625" Outside Dia.
14	6704062	2	Light-2in. Red, Flg Mnt LED	*	6704100	1	License Light Bracket
15	6704061	4	Light-Oval LED Red, S / T / T, Flg				
16	6704214	2	Light-Oval, LED Backup, Flg				
17	3370647	1	Bumper Asm-LED Lamps w/ Flg's <i>(Includes Assemblies 18 & 20, & Ref 13-16)</i>				
18	3312282	1	Bumper Weldment-LED, LH <i>(Includes Ref 8, 9, 19)</i>				
19	3312154	1	Channel-Formed Bumper LED				
20	3312283	1	Bumper Weldment-LED, RH <i>(Includes Ref 11, 12, 19)</i>				

* = Not Shown

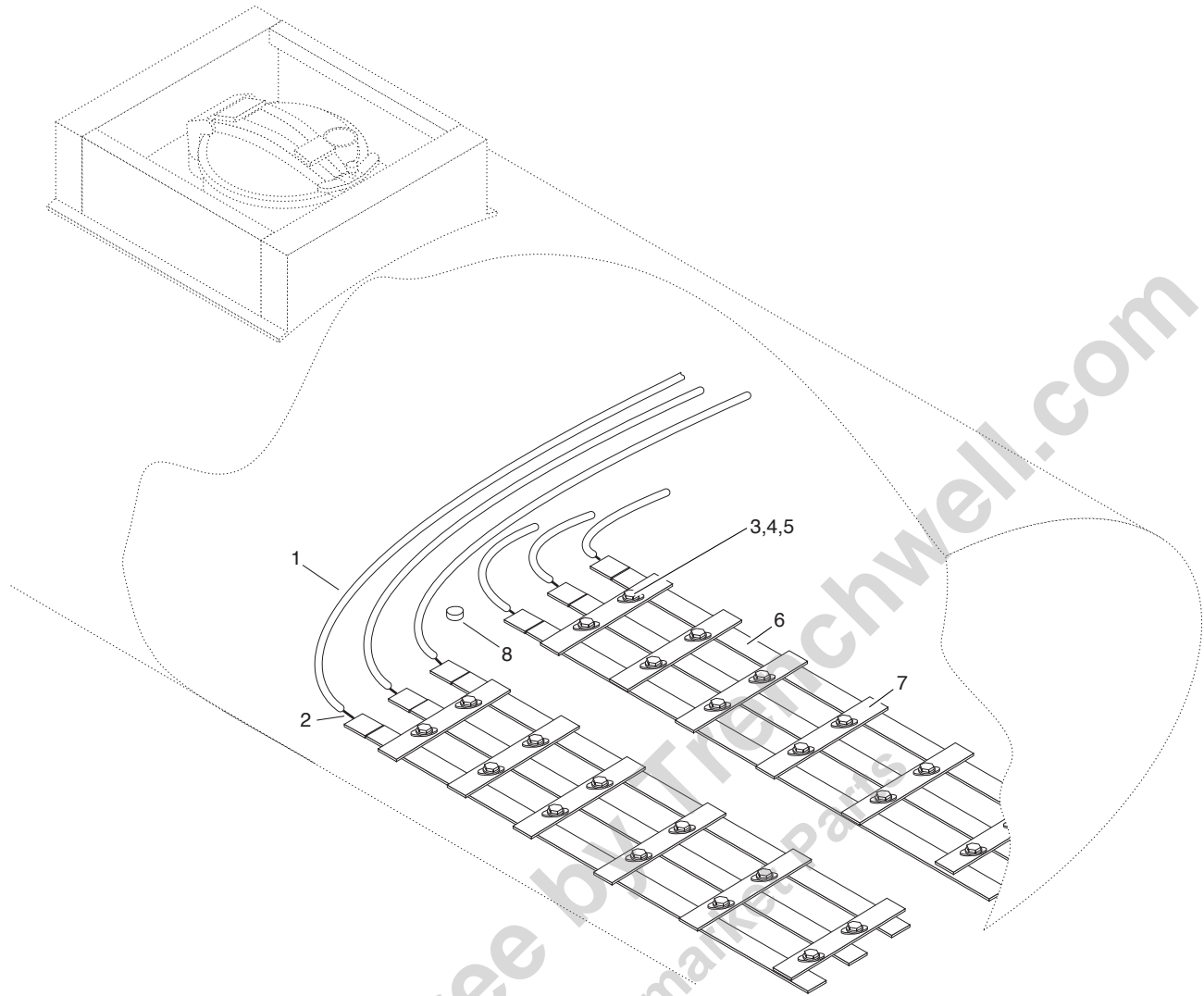
Identification And Clearance Lights



REF	PART NO.	QTY	DESCRIPTION	REF	PART NO.	QTY	DESCRIPTION
1	6704059	1	Light-LED ID Bar	7	-	AR	Flood Lamp (Specify Serial Number)
	6700455	1	O Ring	8	-	AR	Mounting Bracket (Specify Serial No.)
	6700284	1	Red Lens	9	6701774	1	Electric Back-Up Horn, 12V
	6702225	1	Triple Bar Light	10	3370259	1	Mounting Bracket
2	6700855	2	Light-Clearance, w/Reflect, Amber	11	3370047	1	Bracket-Frt Clear, Env Mtg
3	3370108	2	Bracket-Light, Clearance, Front	12	6700038	1	Clear Light, 12V
4	3370757	1	Bumper Asm - 4 Wire Conduit		6700229	1	O Ring
	3370758	1	Bumper Asm - 5 Wire Conduit		6700082	1	Lens
	3370059	1	Bumper Asm - Env. Trailer				AR = As Required
	3311340	1	Bumper Asm - Economy				
5	-	AR	Strobe Light (Specify Serial Number)				
6	-	AR	Mounting Bracket(Specify Serial No.)				

Electric Tank Heater, 6Kw, 240V, 1Phase and 3Phase (Optional)

1 of 2

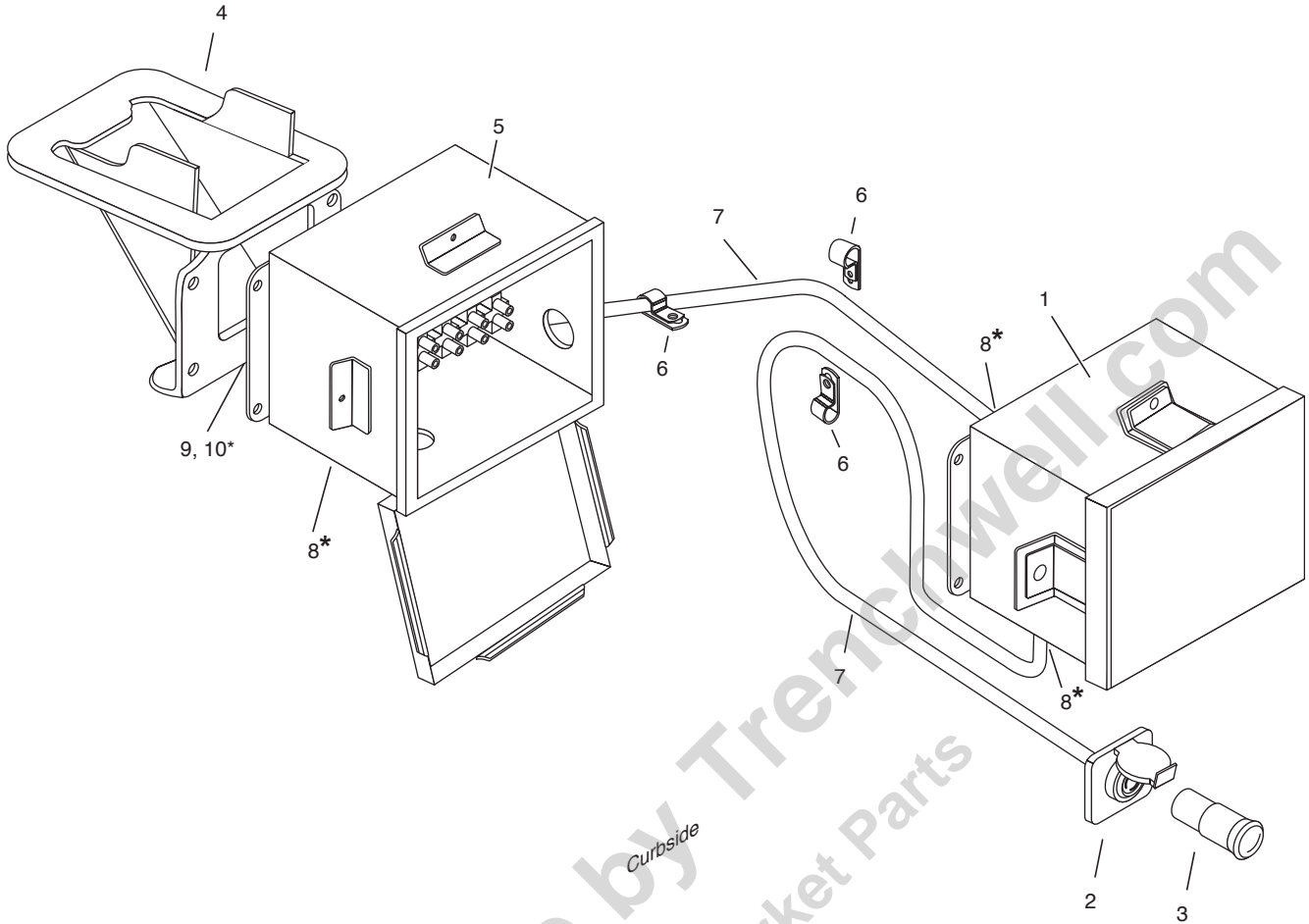


REF	PART NO.	QTY	DESCRIPTION	REF	PART NO.	QTY	DESCRIPTION
1	6700709	6	Conduit (TYP)				
2	6704104	6	Bushing-Conduit Protect, 0.375"				
3	6000388	24	Stud-Weld, 5/16" x 0.875", AW, FT Mil'd				
4	0446363	24	Washer-Flat, 0.31"A, 0.38 x 0.88, PD				
5	0120376	24	Nut-Hex, 0.31"NC, PD				
6	S179901	6	Heat Strip-1,000W, 240V				
7	S1799AL	12	Heater Clamp Bar				
8	5200061	1	Well Asm-Thermocouple, 6.75"				

ACCESSORIES

**Electric Tank Heater, 6Kw, 240V, 1Phase and 3Phase
(Optional)**

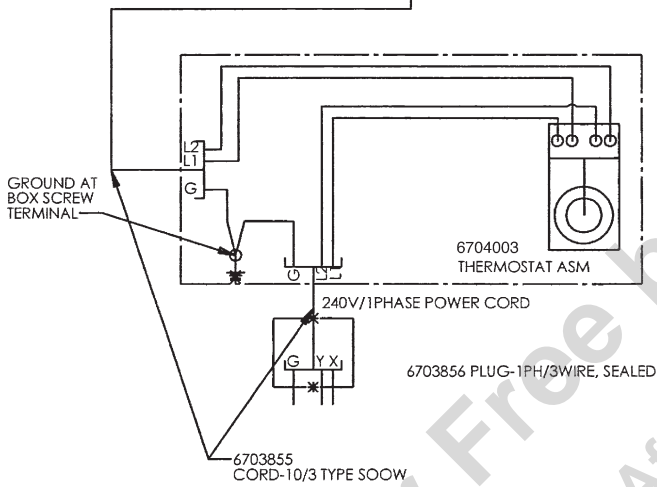
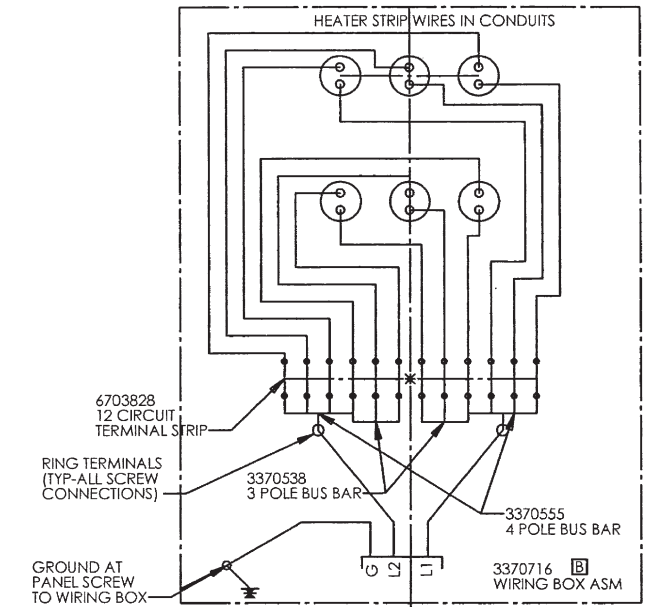
2 of 2



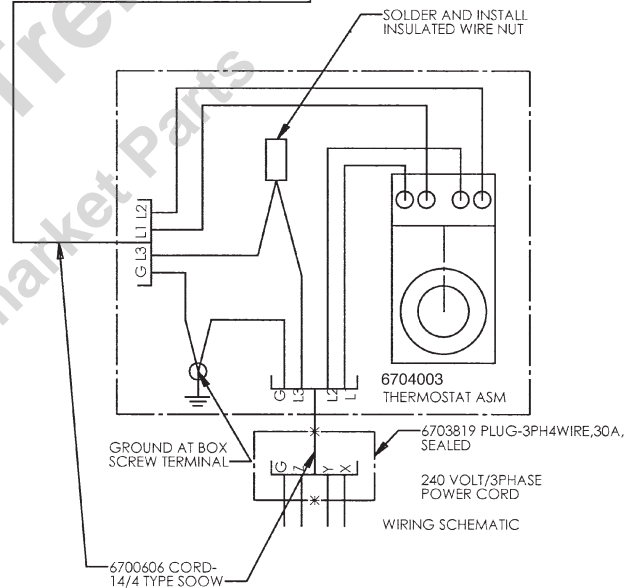
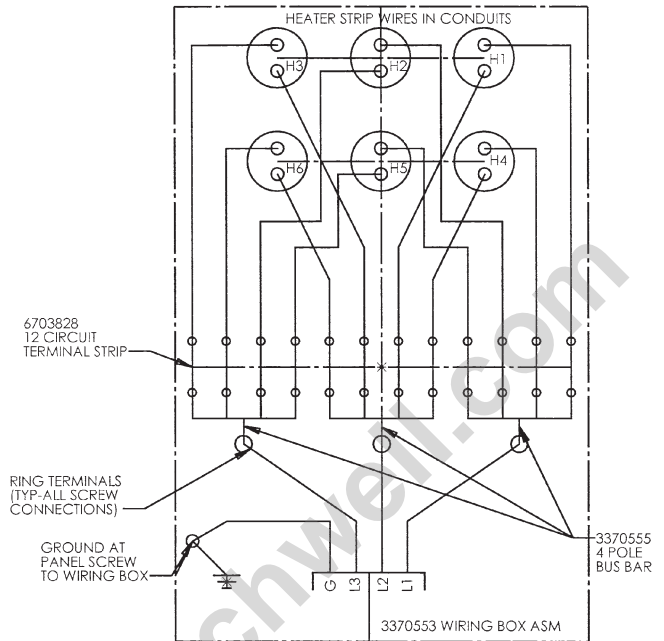
ACCESSORIES

REF	PART NO.	QTY	DESCRIPTION	REF	PART NO.	QTY	DESCRIPTION
1	9704003	1	Thermostat-05AW, SPST, NEMA 4	8	6703826	3	Cord Grip-Fitting, 0.75" x 0.62" (Not shown)
2	6703856	1	Plug-1Phase, 3Wire, 30A, Sealed	9	0180018	10	Screw-Cap, GR5, 0.25"UNC x 0.63", LG (Not shown)
	6703819	1	Plug-3Phase, 4Wire, 30A, Sealed	10	9413946	10	Nut-Hex, Lock, 0.25"UNC, PD (Not shown)
3	6703857	1	Connector-1Phase, 3Wire, 30A, Sealed				
	6703845	1	Connector-3Phase, 4Wire, 30A, Sealed				
4	3370549	1	Mount Asm-Wiring Box				
5	3370716	1	Wiring Box Asm-Heater Strip, 1Phase				
	3370553	1	Wiring Box Asm-Heater Strip, 3Phase				
6	6000057	3	Clamp-0.5"				
7	6703855	8	Cord-Elec., 10 x 3, SOOW, per ft, 1Phase				
	6700606	8	Cord-Elec., 14 x 4, SOOW, per ft, 3Phase				

Electric Tank Heater Wiring Diagram (Optional)

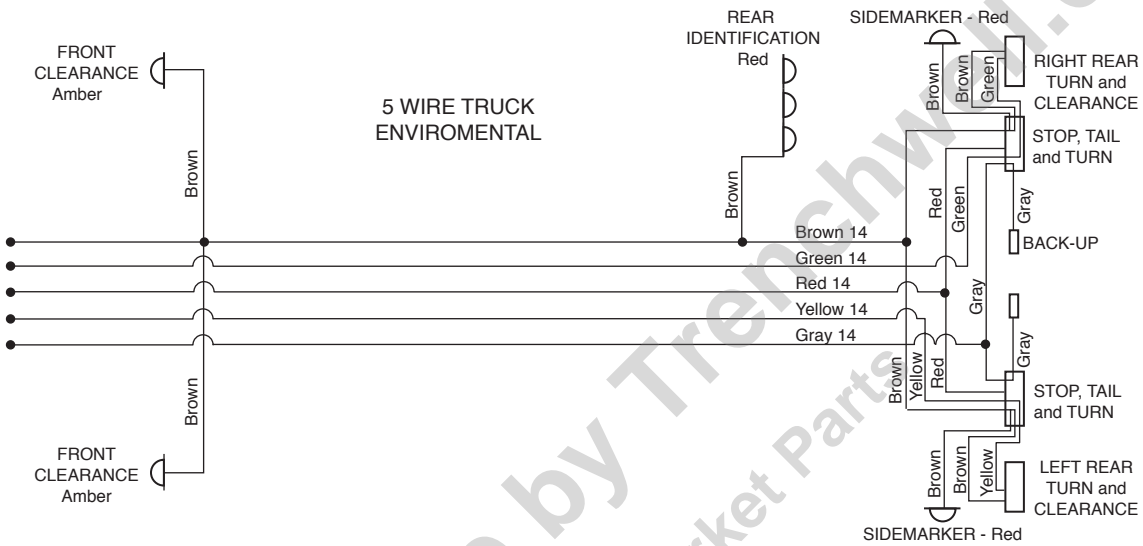
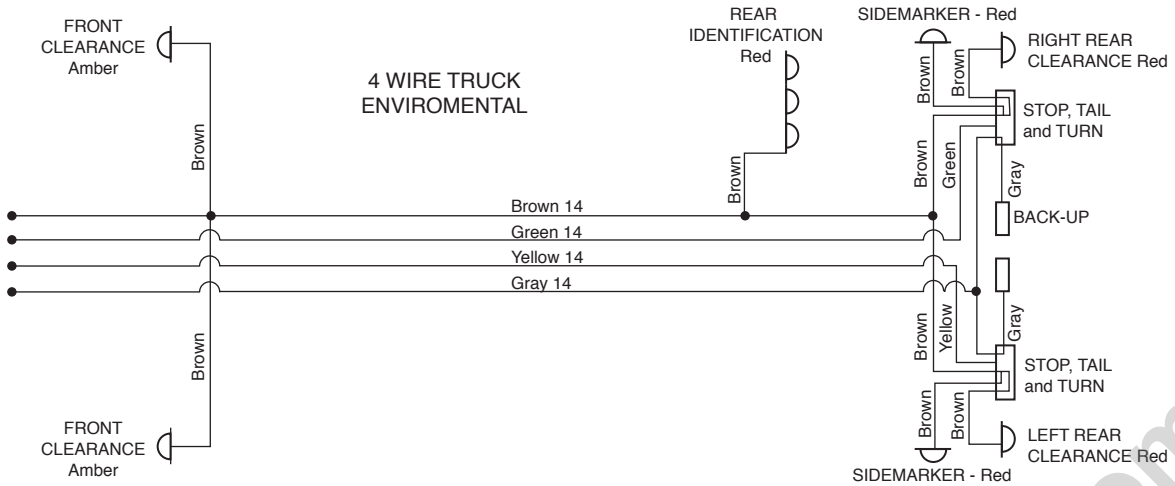


Single Phase Wiring

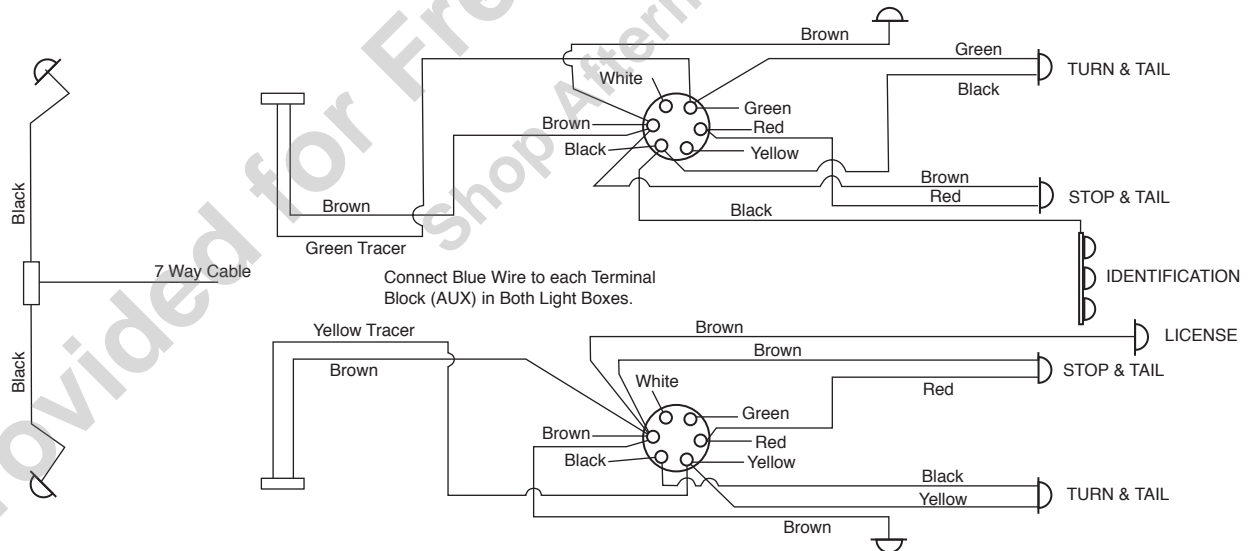


3 Phase Wiring

Wiring Diagram - Lighting



TRUCK LITE, 4 LAMP - 9301227



Wayne Fuel Oil Burner Wiring Schematic - 9304956

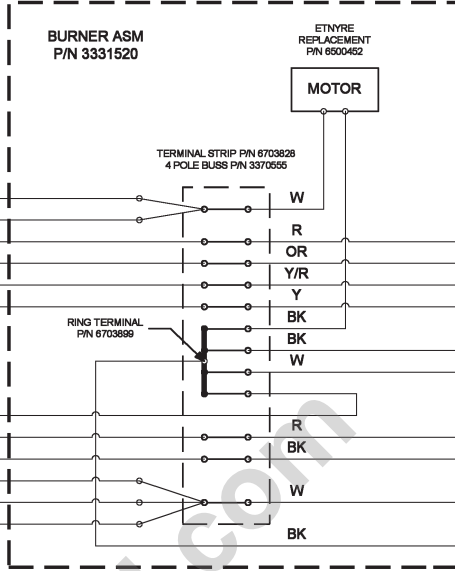
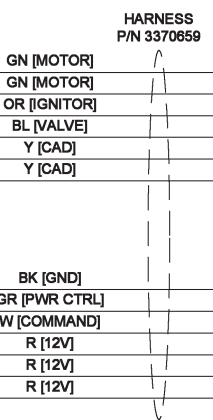
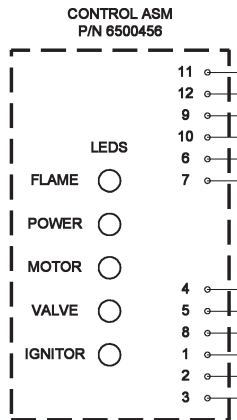
ORDER OF LEDES

FLAME (RED) = ON WHEN COMMAND APPLIED, NO FAULTS AND FLAME DETECTED BY CAD CELL.
 POWER (GREEN) = ON WHEN POWER APPLIED TO CONTROL.
 MOTOR (GREEN) = ON WHEN MOTOR OUTPUT ON
 VALVE (GREEN) = ON WHEN VALVE OUTPUT ON
 IGNITOR (GREEN) = ON WHEN IGNITOR OUTPUT ON

FAULT FLASH PATTERNS OF RED LED (SHORT = 1/4 SECOND, LONG = 2 SECOND)

- 1 SHORT, 1 LONG = CAD > 20K ON POWER UP
- 2 SHORT, 1 LONG = IGNITOR OUTPUT SHORTED TO 12V
- 3 SHORT, 1 LONG = VALVE OUTPUT SHORTED TO 12V
- 4 SHORT, 1 LONG = MOTOR OUTPUT SHORTED TO 12V
- 5 SHORT, 1 LONG = NO IGNITION DETECTED AFTER 15 SECONDS THROUGH CAD CELL
- 6 SHORT, 1 LONG = VALVE OUTPUT OVER CURRENT OR SHORTED TO GND
- 7 SHORT, 1 LONG = IGNITOR OUTPUT OVER CURRENT OR SHORTED TO GND
- 8 SHORT, 1 LONG = MOTOR OUTPUT OVER CURRENT OR SHORTED TO GND

FAULTS CLEARED WITH COMMAND INPUT



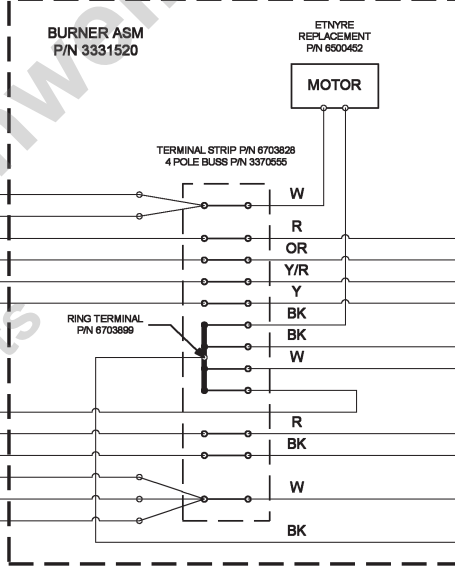

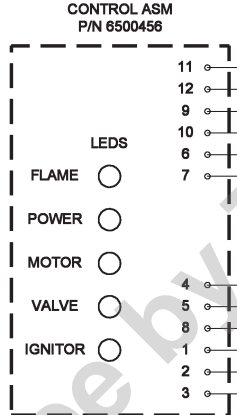
ORDER OF LEDES

FLAME (RED) = ON WHEN COMMAND APPLIED, NO FAULTS AND FLAME DETECTED BY CAD CELL.
 POWER (GREEN) = ON WHEN POWER APPLIED TO CONTROL.
 MOTOR (GREEN) = ON WHEN MOTOR OUTPUT ON
 VALVE (GREEN) = ON WHEN VALVE OUTPUT ON
 IGNITOR (GREEN) = ON WHEN IGNITOR OUTPUT ON

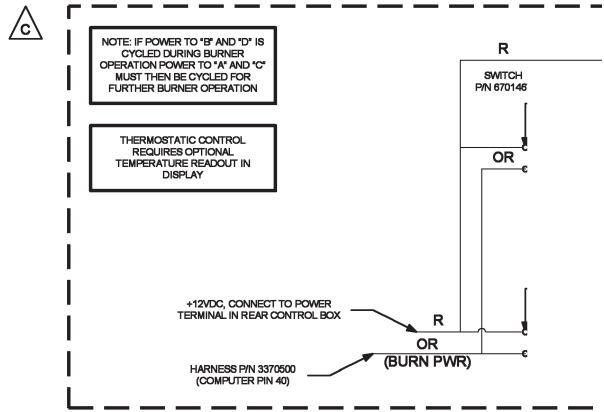
FAULT FLASH PATTERNS OF RED LED (SHORT = 1/4 SECOND, LONG = 2 SECOND)

- 1 SHORT, 1 LONG = CAD > 20K ON POWER UP
- 2 SHORT, 1 LONG = IGNITOR OUTPUT SHORTED TO 12V
- 3 SHORT, 1 LONG = VALVE OUTPUT SHORTED TO 12V
- 4 SHORT, 1 LONG = MOTOR OUTPUT SHORTED TO 12V
- 5 SHORT, 1 LONG = NO IGNITION DETECTED AFTER 15 SECONDS THROUGH CAD CELL
- 6 SHORT, 1 LONG = VALVE OUTPUT OVER CURRENT OR SHORTED TO GND
- 7 SHORT, 1 LONG = IGNITOR OUTPUT OVER CURRENT OR SHORTED TO GND
- 8 SHORT, 1 LONG = MOTOR OUTPUT OVER CURRENT OR SHORTED TO GND

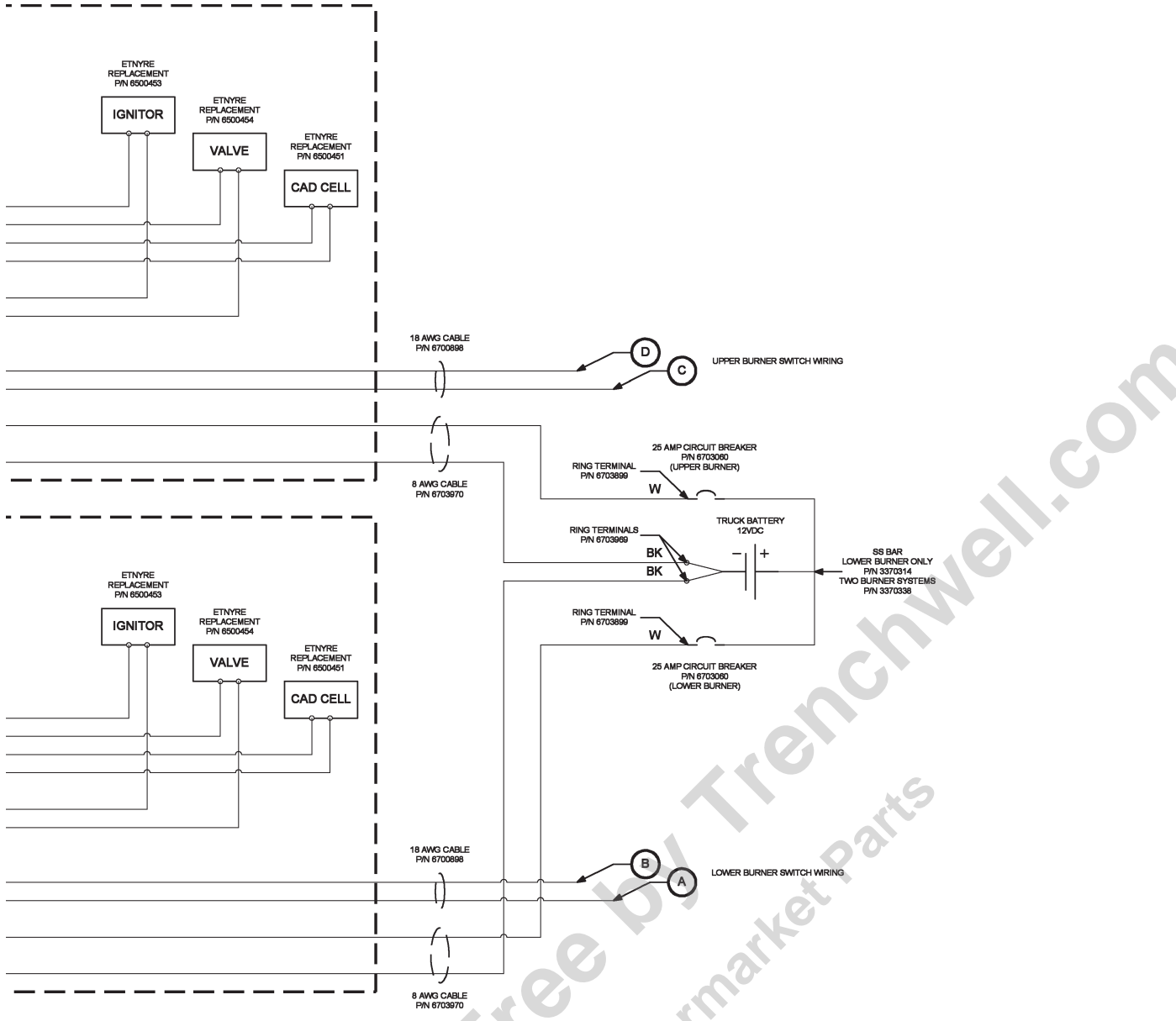
FAULTS CLEARED WITH COMMAND INPUT



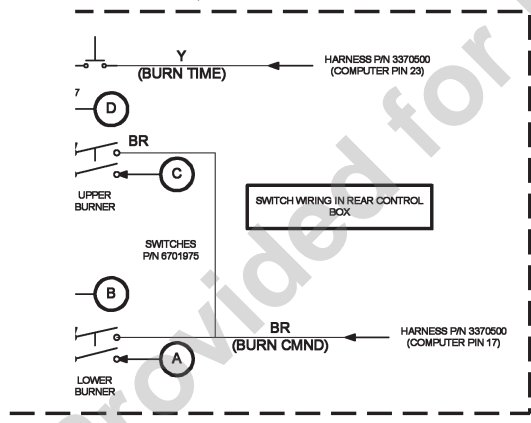
GROUND SPEED AND PRODUCT DISCHARGE INTERLOCK



Wayne Fuel Oil Burner Wiring Schematic - 9304956



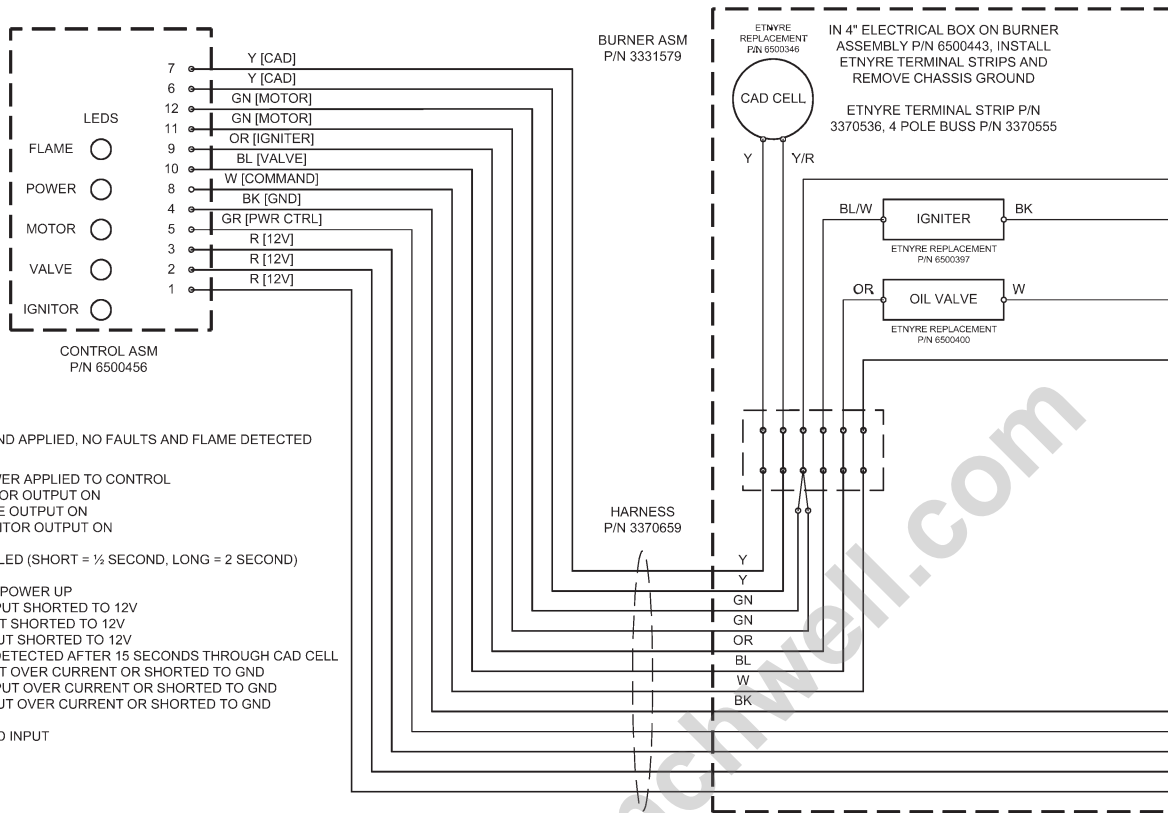
CONTROL - REQUIRES BT1 SOFTWARE V4.5 OR LATER



ALL WIRE 18 AWG UNLESS NOTED

ELECTRICAL

Beckett Fuel Oil Burner Wiring Schematic - 9305268



ORDER OF LEDES

FLAME (RED) = ON WHEN COMMAND APPLIED, NO FAULTS AND FLAME DETECTED BY CAD CELL

POWER (GREEN) = ON WHEN POWER APPLIED TO CONTROL

MOTOR (GREEN) = ON WHEN MOTOR OUTPUT ON

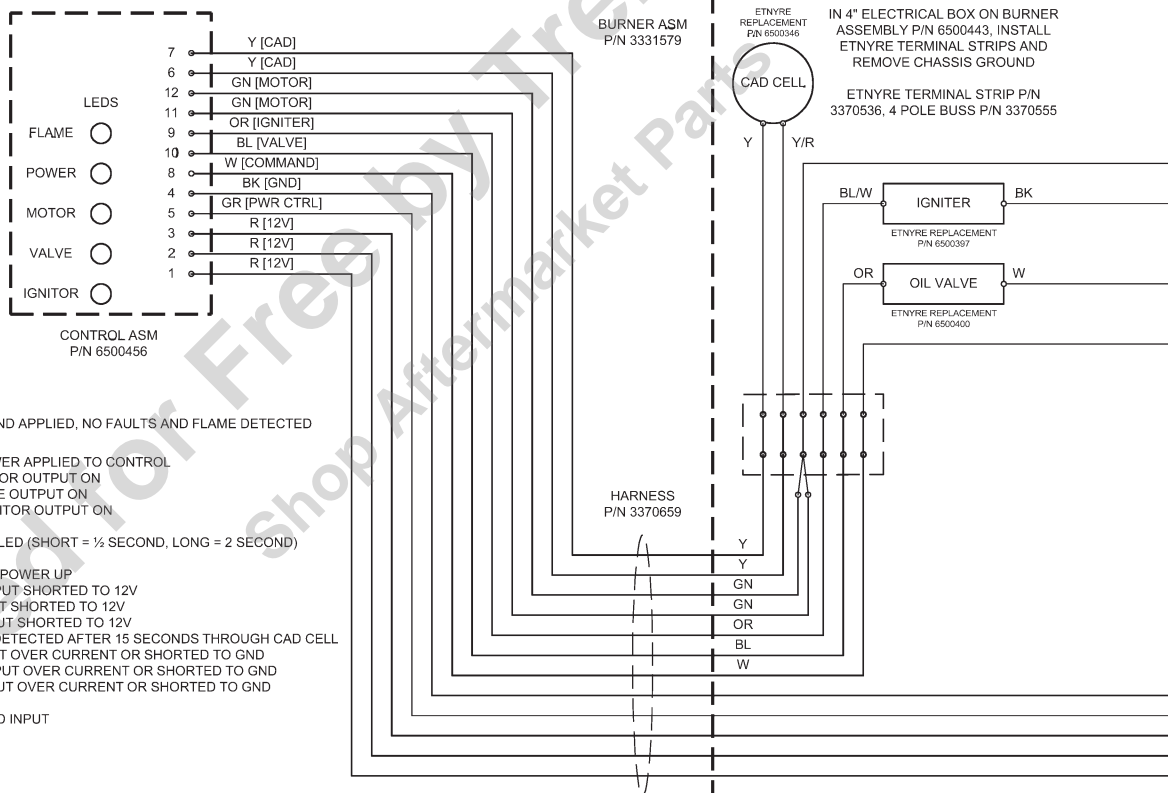
VALVE (GREEN) = ON WHEN VALVE OUTPUT ON

IGNITOR (GREEN) = ON WHEN IGNITOR OUTPUT ON

FAULT FLASH PATTERNS OF RED LED (SHORT = 1/2 SECOND, LONG = 2 SECOND)

- 1 SHORT, 1 LONG = CAD > 20K ON POWER UP
- 2 SHORT, 1 LONG = IGNITOR OUTPUT SHORTED TO 12V
- 3 SHORT, 1 LONG = VALVE OUTPUT SHORTED TO 12V
- 4 SHORT, 1 LONG = MOTOR OUTPUT SHORTED TO 12V
- 5 SHORT, 1 LONG = NO IGNITION DETECTED AFTER 15 SECONDS THROUGH CAD CELL
- 6 SHORT, 1 LONG = VALVE OUTPUT OVER CURRENT OR SHORTED TO GND
- 7 SHORT, 1 LONG = IGNITOR OUTPUT OVER CURRENT OR SHORTED TO GND
- 8 SHORT, 1 LONG = MOTOR OUTPUT OVER CURRENT OR SHORTED TO GND

FAULTS CLEARED WITH COMMAND INPUT



ORDER OF LEDES

FLAME (RED) = ON WHEN COMMAND APPLIED, NO FAULTS AND FLAME DETECTED BY CAD CELL

POWER (GREEN) = ON WHEN POWER APPLIED TO CONTROL

MOTOR (GREEN) = ON WHEN MOTOR OUTPUT ON

VALVE (GREEN) = ON WHEN VALVE OUTPUT ON

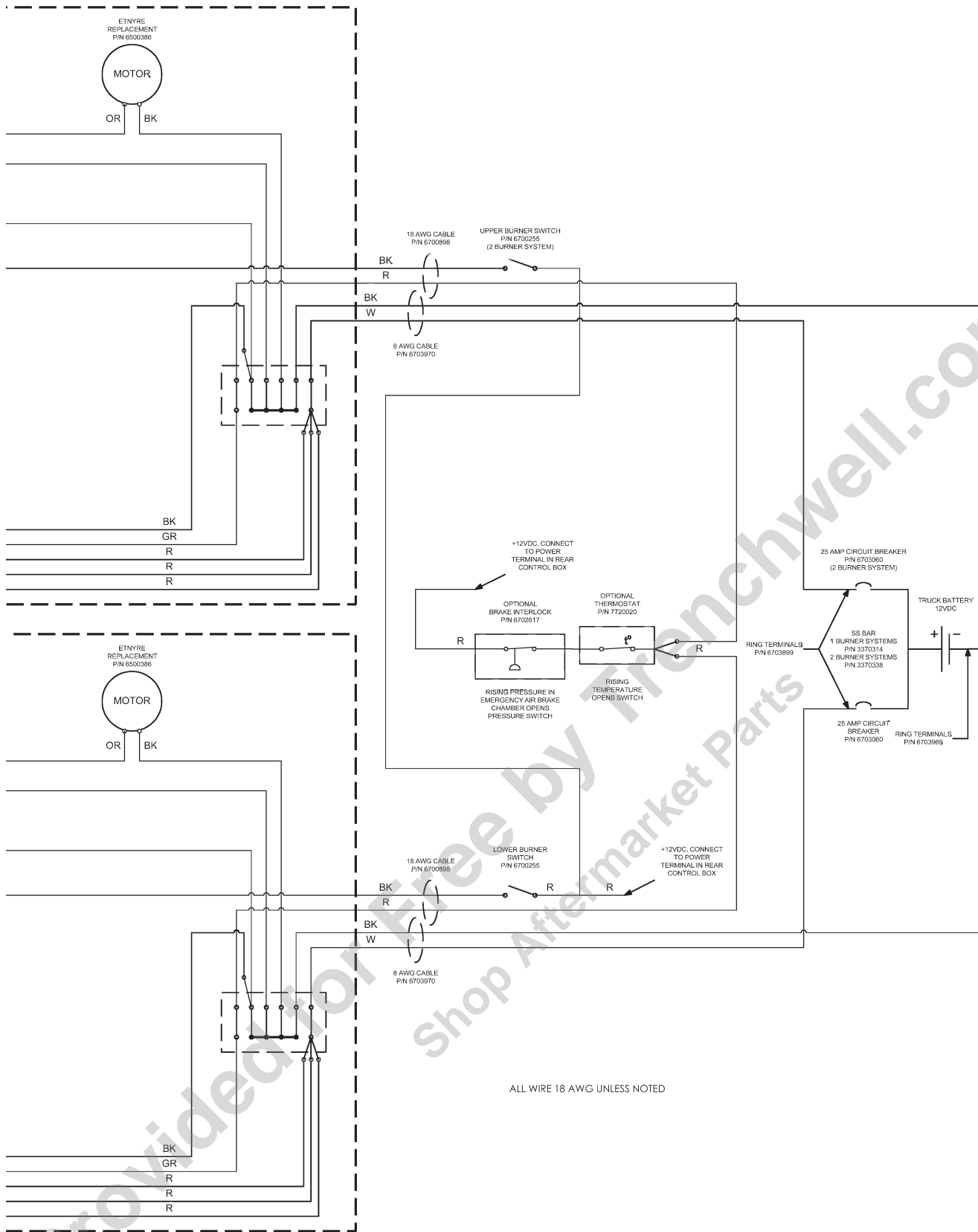
IGNITOR (GREEN) = ON WHEN IGNITOR OUTPUT ON

FAULT FLASH PATTERNS OF RED LED (SHORT = 1/2 SECOND, LONG = 2 SECOND)

- 1 SHORT, 1 LONG = CAD > 20K ON POWER UP
- 2 SHORT, 1 LONG = IGNITOR OUTPUT SHORTED TO 12V
- 3 SHORT, 1 LONG = VALVE OUTPUT SHORTED TO 12V
- 4 SHORT, 1 LONG = MOTOR OUTPUT SHORTED TO 12V
- 5 SHORT, 1 LONG = NO IGNITION DETECTED AFTER 15 SECONDS THROUGH CAD CELL
- 6 SHORT, 1 LONG = VALVE OUTPUT OVER CURRENT OR SHORTED TO GND
- 7 SHORT, 1 LONG = IGNITOR OUTPUT OVER CURRENT OR SHORTED TO GND
- 8 SHORT, 1 LONG = MOTOR OUTPUT OVER CURRENT OR SHORTED TO GND

FAULTS CLEARED WITH COMMAND INPUT

Beckett Fuel Oil Burner Wiring Schematic - 9305268



ELECTRICAL

LP Electrical Schematic - 9305202

ORDER OF LEDES

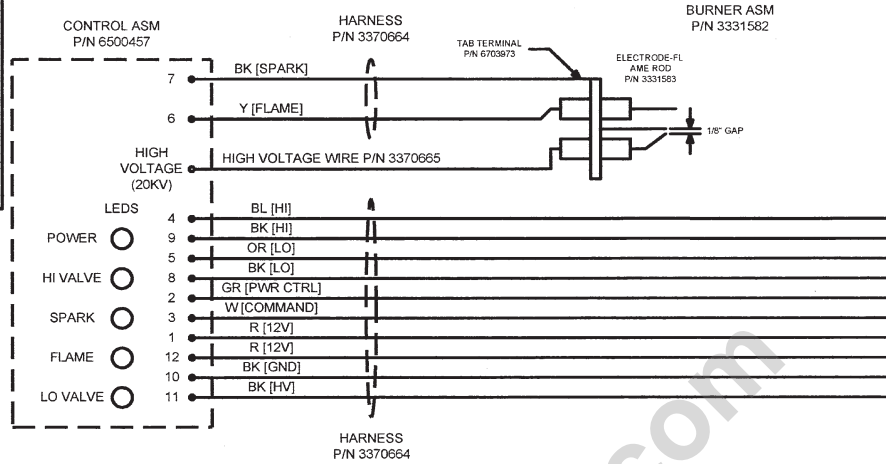
POWER (GREEN) = ON WHEN POWER APPLIED TO CONTROL
 HI VALVE (GREEN) = ON WHEN HI VALVE OUTPUT ON
 SPARK (GREEN) = ON WHEN SPARK OUTPUT IS PULSING
 FLAME (RED) = ON WHEN COMMAND APPLIED, NO FAULTS AND FLAME DETECTED
 LO VALVE (GREEN) = ON WHEN LO VALVE OUTPUT ON

FAULT FLASH PATTERNS OF RED LED (SHORT = 1/4 SECOND, LONG = 2 SECOND)

1 SHORT, 1 LONG = HI VALVE OUTPUT SHORTED TO 12V
 2 SHORT, 1 LONG = HI VALVE OUTPUT OVER CURRENT OR SHORTED TO GND
 3 SHORT, 1 LONG = LO VALVE OUTPUT SHORTED TO 12V
 4 SHORT, 1 LONG = LO VALVE OUTPUT OVER CURRENT OR SHORTED TO GND
 5 SHORT, 1 LONG = LOCKOUT, FAILURE TO IGNITE AFTER FOUR TRIES

FAULTS CLEARED WITH COMMAND INPUT

IMPORTANT!
 ROUTE THE HIGH VOLTAGE WIRE FROM THE CONTROLLER, TERMINAL STRIP AND OTHER WIRING



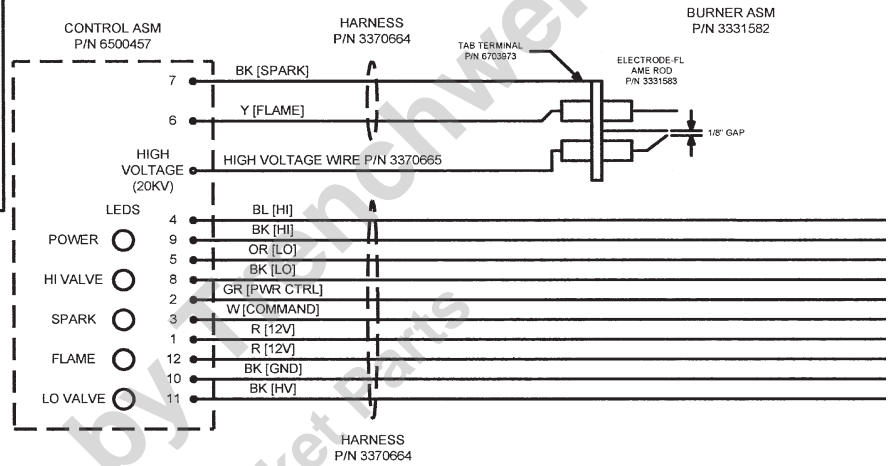
ORDER OF LEDES

POWER (GREEN) = ON WHEN POWER APPLIED TO CONTROL
 HI VALVE (GREEN) = ON WHEN HI VALVE OUTPUT ON
 SPARK (GREEN) = ON WHEN SPARK OUTPUT IS PULSING
 FLAME (RED) = ON WHEN COMMAND APPLIED, NO FAULTS AND FLAME DETECTED
 LO VALVE (GREEN) = ON WHEN LO VALVE OUTPUT ON

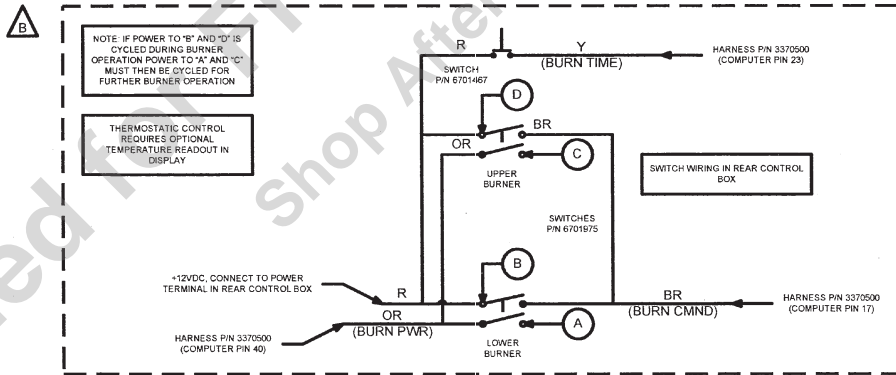
FAULT FLASH PATTERNS OF RED LED (SHORT = 1/4 SECOND, LONG = 2 SECOND)

1 SHORT, 1 LONG = HI VALVE OUTPUT SHORTED TO 12V
 2 SHORT, 1 LONG = HI VALVE OUTPUT OVER CURRENT OR SHORTED TO GND
 3 SHORT, 1 LONG = LO VALVE OUTPUT SHORTED TO 12V
 4 SHORT, 1 LONG = LO VALVE OUTPUT OVER CURRENT OR SHORTED TO GND
 5 SHORT, 1 LONG = LOCKOUT, FAILURE TO IGNITE AFTER FOUR TRIES

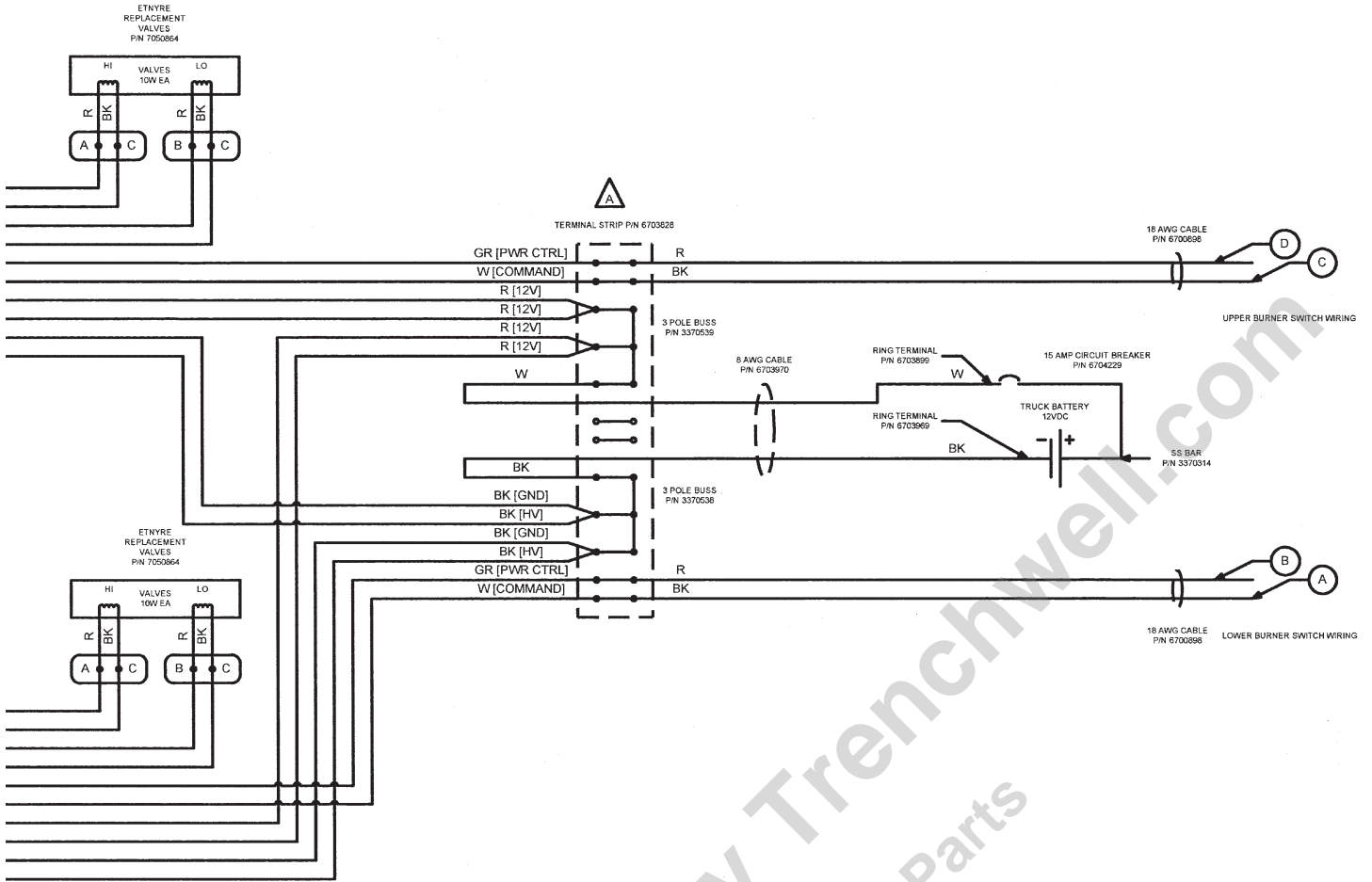
FAULTS CLEARED WITH COMMAND INPUT



GROUND SPEED AND PRODUCT DISCHARGE INTERLOCK CONTROL - REQUIRES BT1 SOFTWARE V4.5 OR LATER



LP Electrical Schematic - 9305202



ALL WIRE 18 AWG UNLESS NOTED

ELECTRICAL

Wiring Schematic - 9305032

BT1- One Foot Control

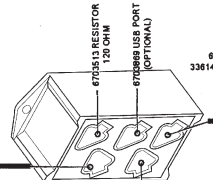
(1 of 3)



NO MORE THAN 1-1/2" IN OF EXPOSED UNSHELD WIRE. SHRINK SLEEVE-SHELD WIRE

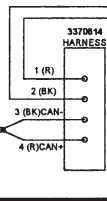
6703259 CONNECTOR
6703240 WEDGE
6703487 PIN-SOCKET (3)

A (Y)
B (GN)
C (SHIELD)



6703931 USB CABLE
3361481 USB DRIVE W/FILES

3370814 HARNESS-CAN DISPLAY



3370610 SWITCH MODULE HARNESS

ELECTRICAL SCHEMATIC - FT BAR

9305032

1 CF 3

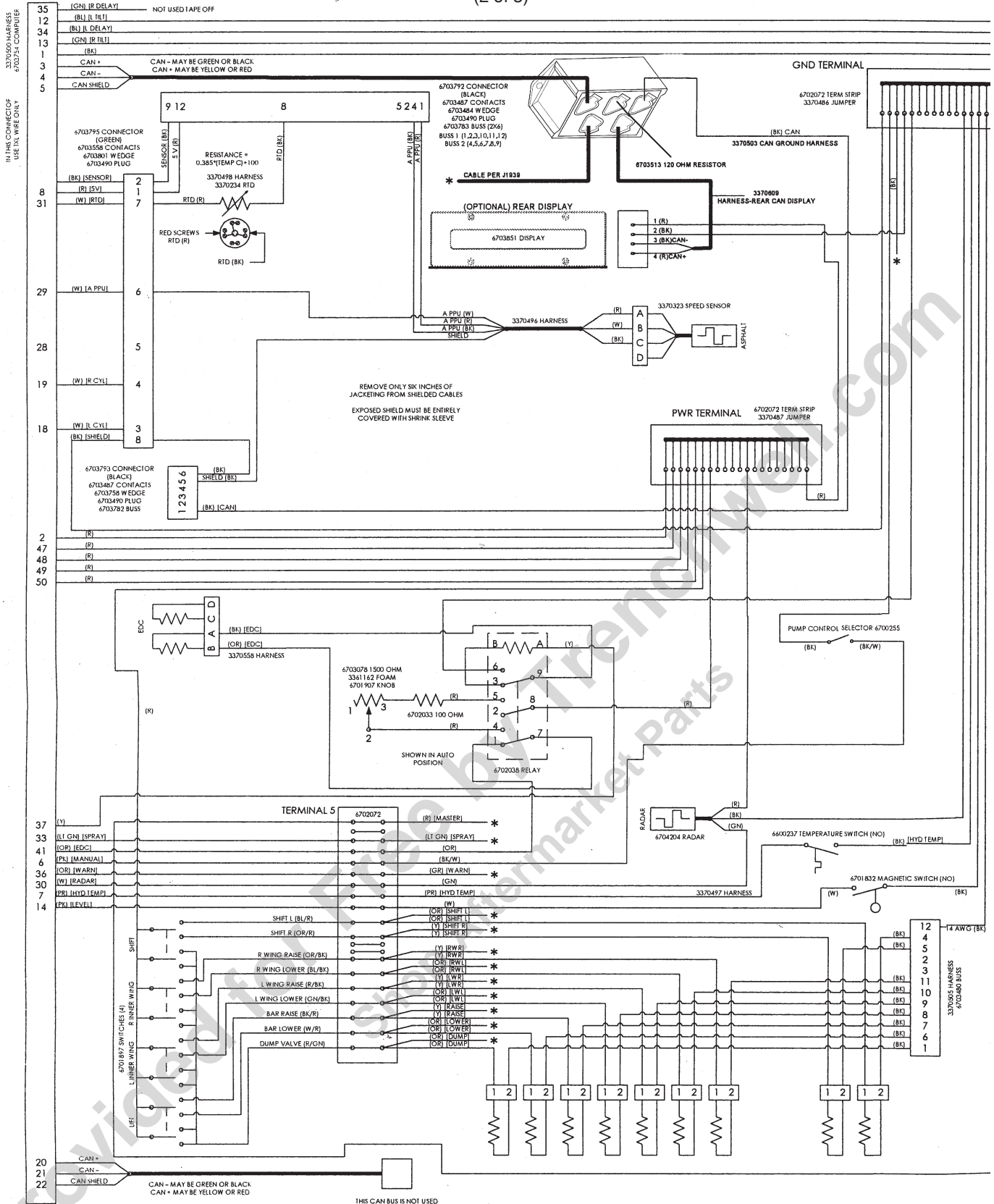
ALL WIRE 18AWG UNLESS NOTED

ELECTRICAL

Wiring Schematic - 9305032

BT1- One Foot Control

(2 of 3)



ELECTRICAL

ELECTRICAL SCHEMATIC - FT BAR

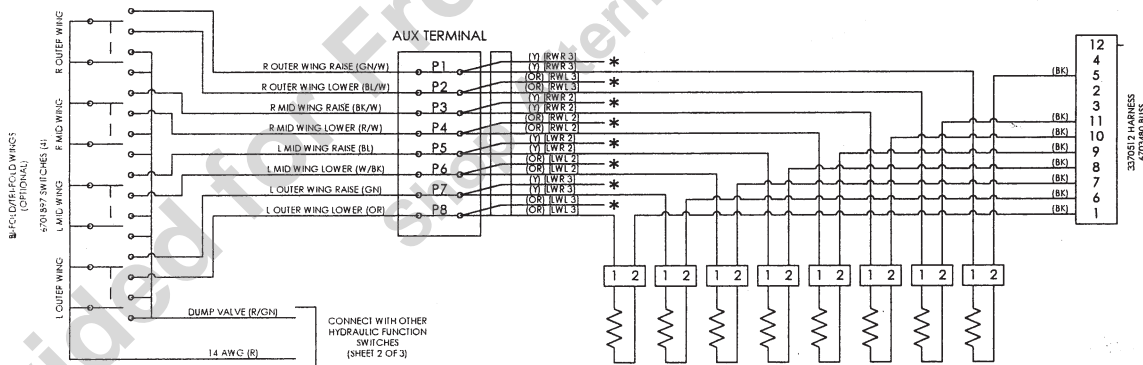
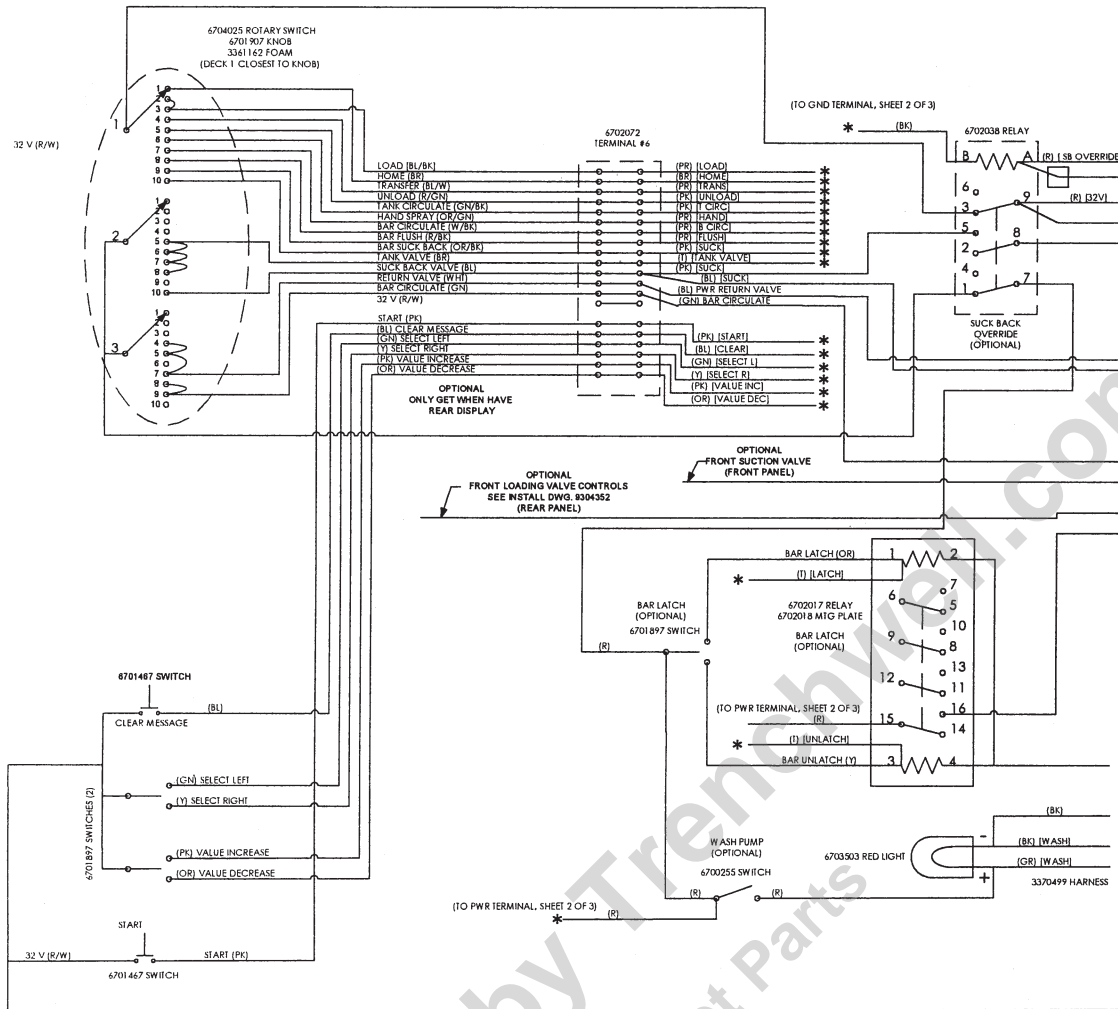
ALL WIRE 18AWG
UNLESS NOTED

9305032
2 OF 3

Wiring Schematic - 9305032

BT1- One Foot Control

(3 of 3)



ELECTRICAL

ELECTRICAL SCHEMATIC - FT BAR

9305032

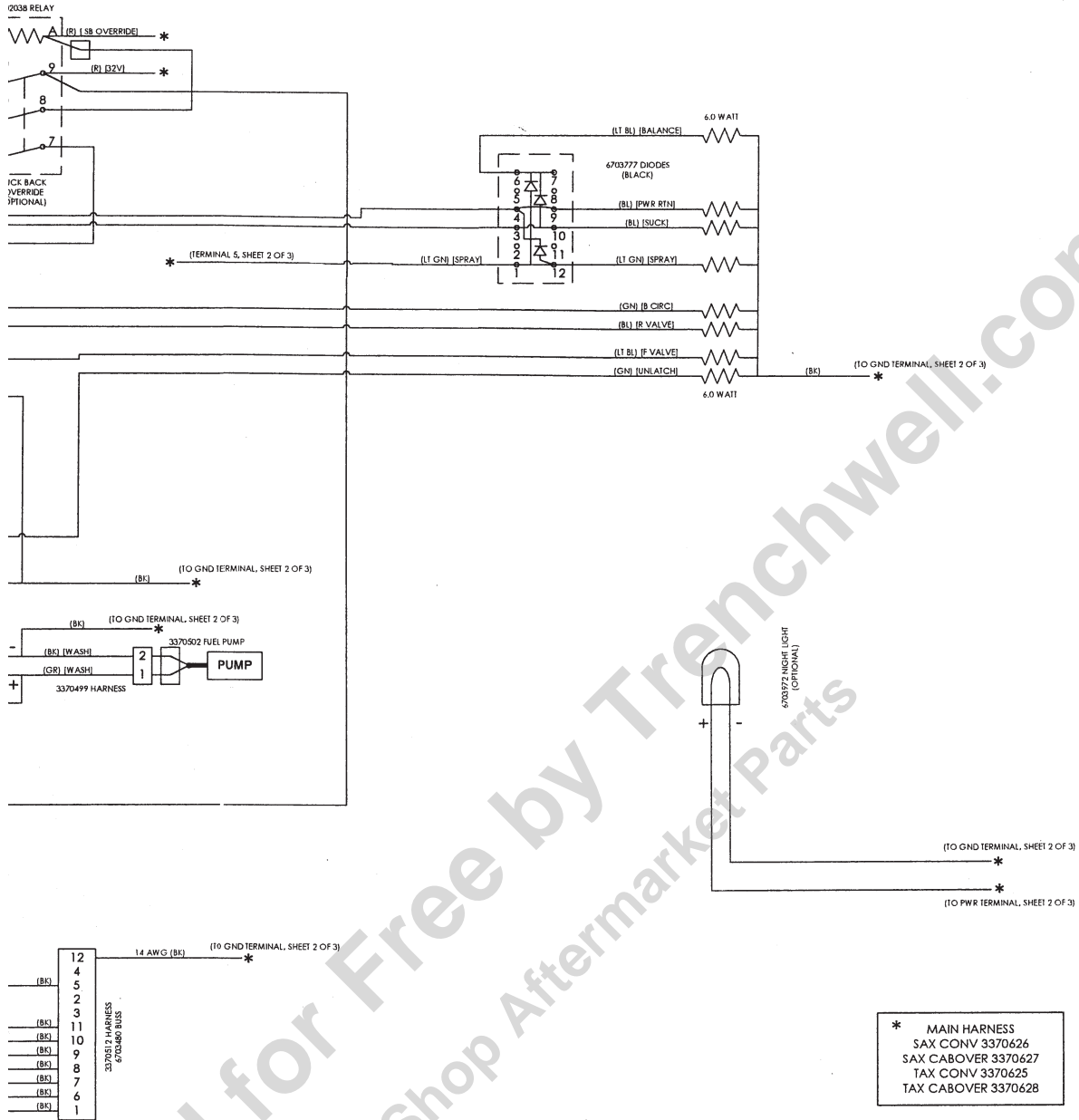
3 CF 3

ALL WIRE 18AWG
UNLESS NOTED

Wiring Schematic - 9305032

BT1- One Foot Control

(3 of 3 cont)



* MAIN HARNESS
SAX CONV 3370626
SAX CABOVER 3370627
TAX CONV 3370625
TAX CABOVER 3370628

NOTE:
FOR OPTIONAL FRONT LOADING VALVE
SEE INSTALLATION DWG. 9304352

ELECTRICAL SCHEMATIC - FT BAR

9305032

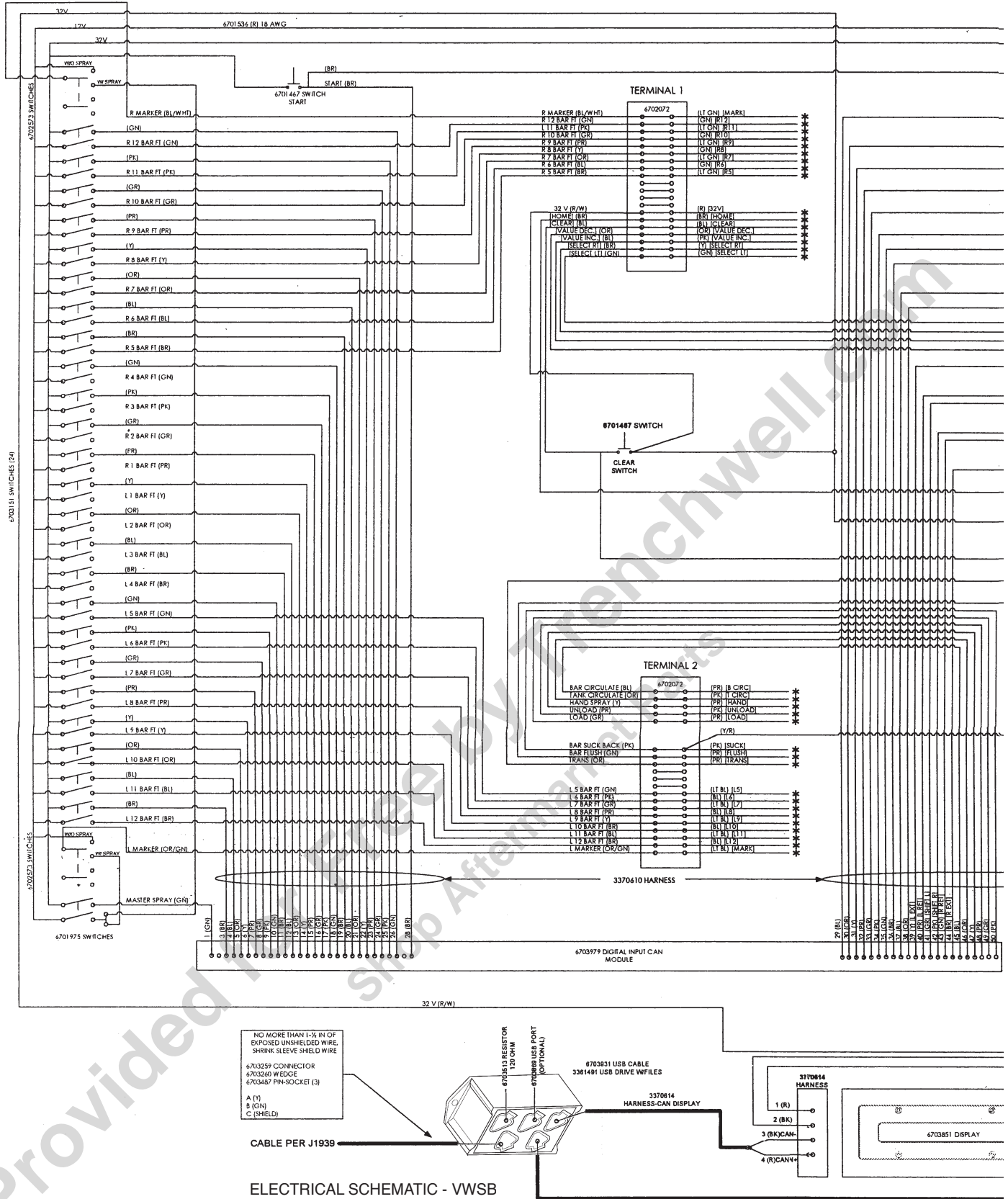
3 OF 3

ALL WIRE 18 AWG
UNLESS NOTED

ELECTRICAL

Wiring Schematic - 9305034 BT1- Variable Width Bar

(1 of 3)



ELECTRICAL

ALL WIRE 18 AWG
UNLESS NOTED

ELECTRICAL SCHEMATIC - VWSB

9305034

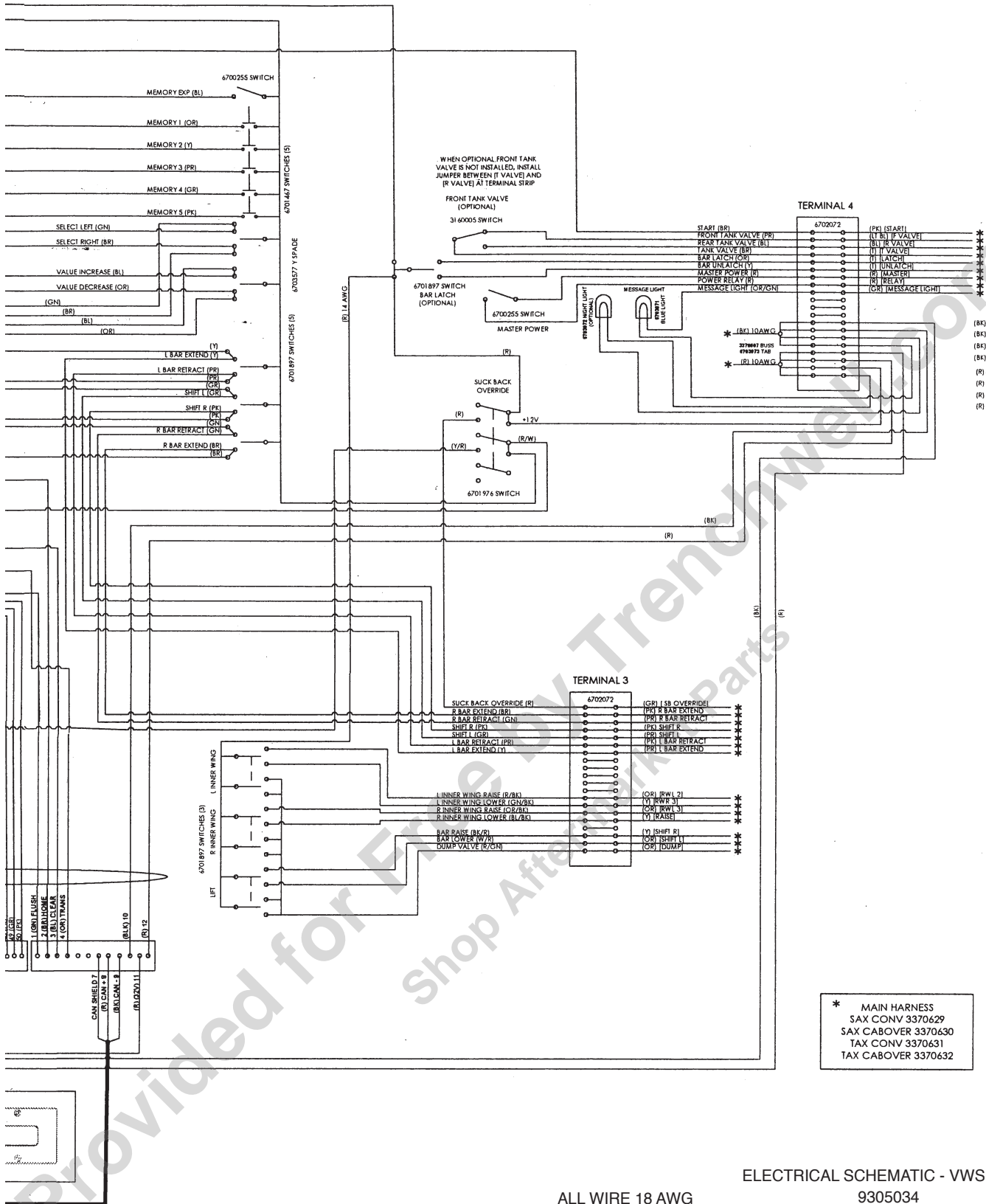
1 OF 3

3370610 SWITCH MODULE HARNESS

Wiring Schematic - 9305034

BT1- Variable Width Bar

(1 of 3 cont')



* MAIN HARNESS
SAX CONV 3370629
SAX CABOVER 3370630
TAX CONV 3370631
TAX CABOVER 3370632

ELECTRICAL SCHEMATIC - VWSB

9305034

1 OF 3

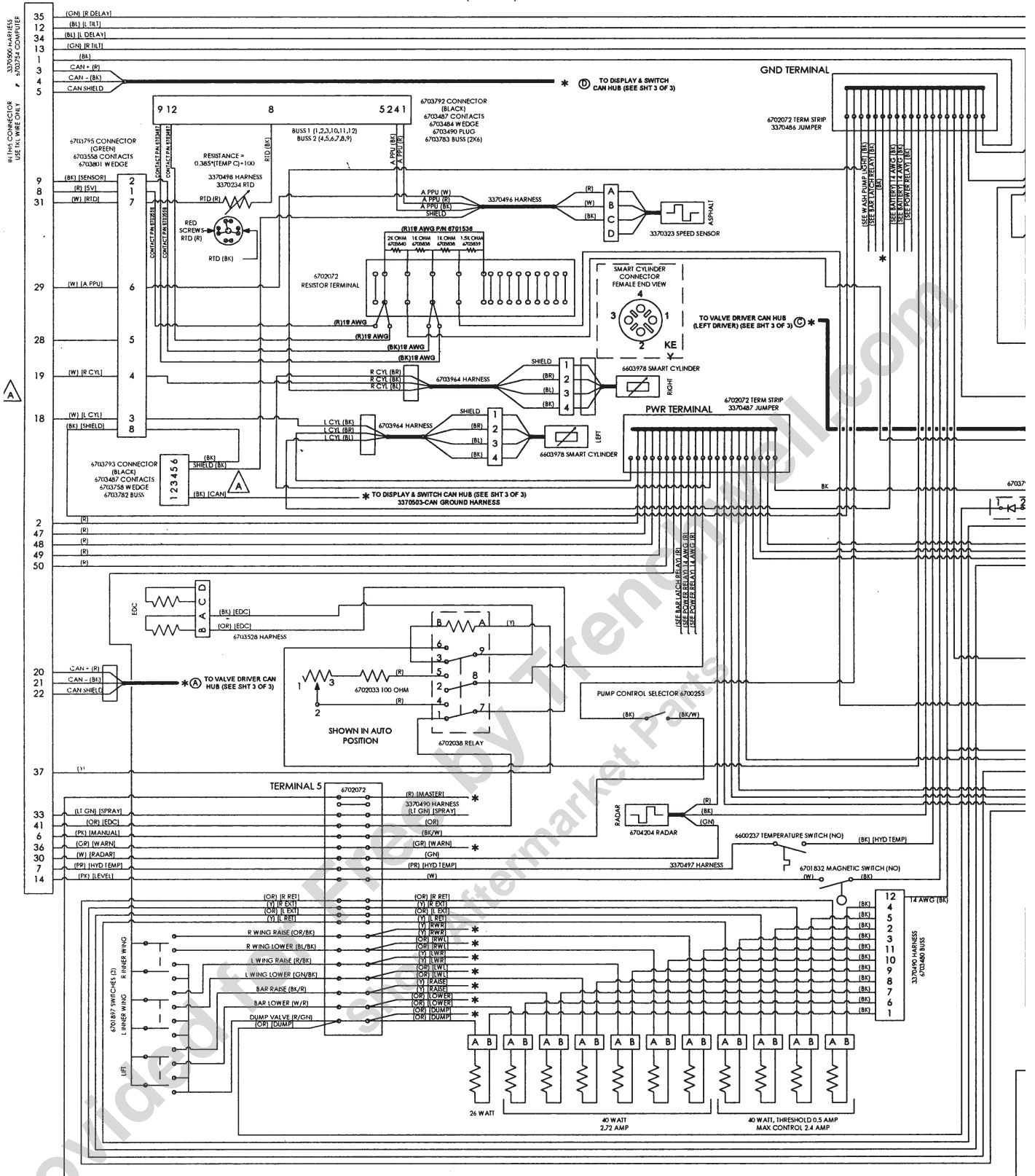
ALL WIRE 18 AWG
UNLESS NOTED

ELECTRICAL

Wiring Schematic - 9305034

BT1- Variable Width Bar

(2 of 3)



ELECTRICAL

ELECTRICAL SCHEMATIC - VWSB

ALL WIRE 18 AWG UNLESS NOTED

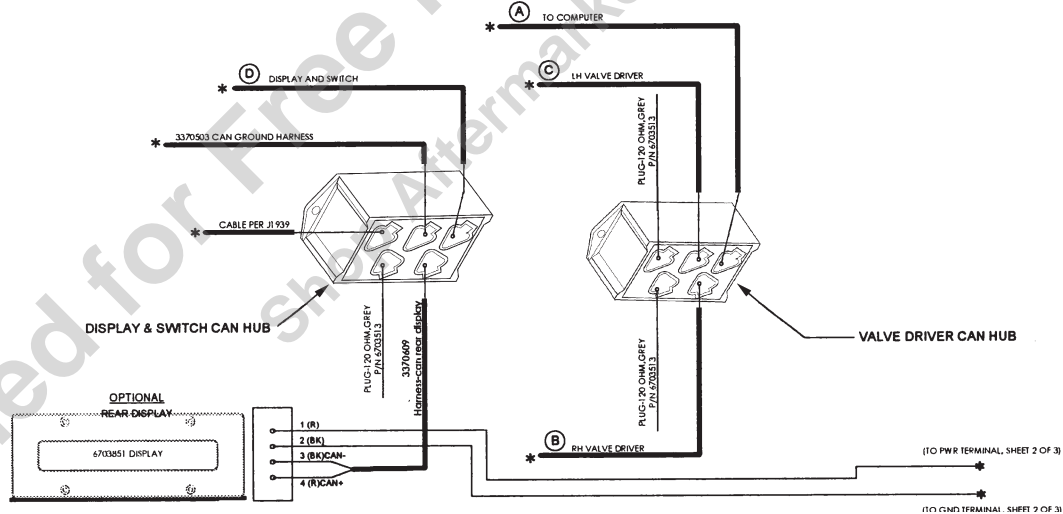
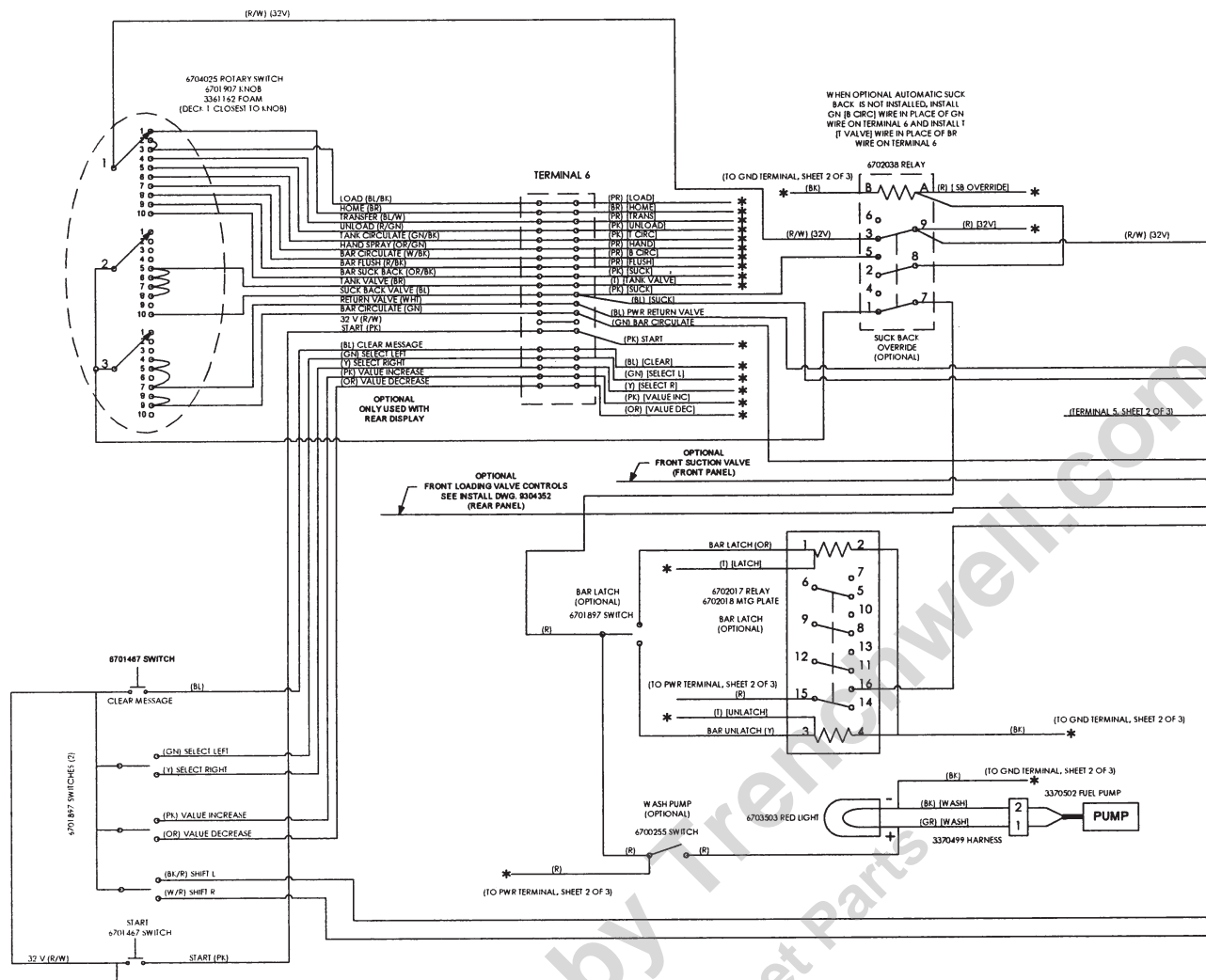
9305034

2 OF 3

Wiring Schematic - 9305034

BT1- Variable Width Bar

(3 of 3)



ELECTRICAL SCHEMATIC - VW5B

9305034

3 OF 3

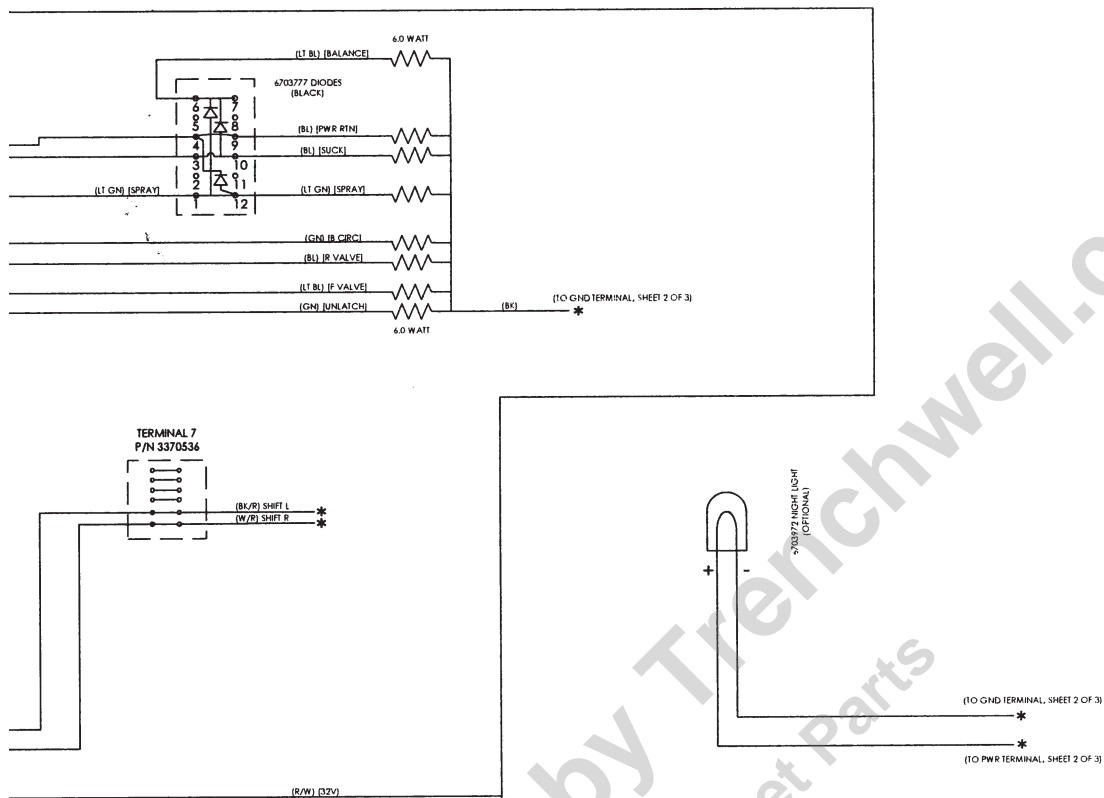
ALL WIRE 18 AWG
UNLESS NOTED

ELECTRICAL

Wiring Schematic - 9305034

BT1- Variable Width Bar

(3 of 3 cont')



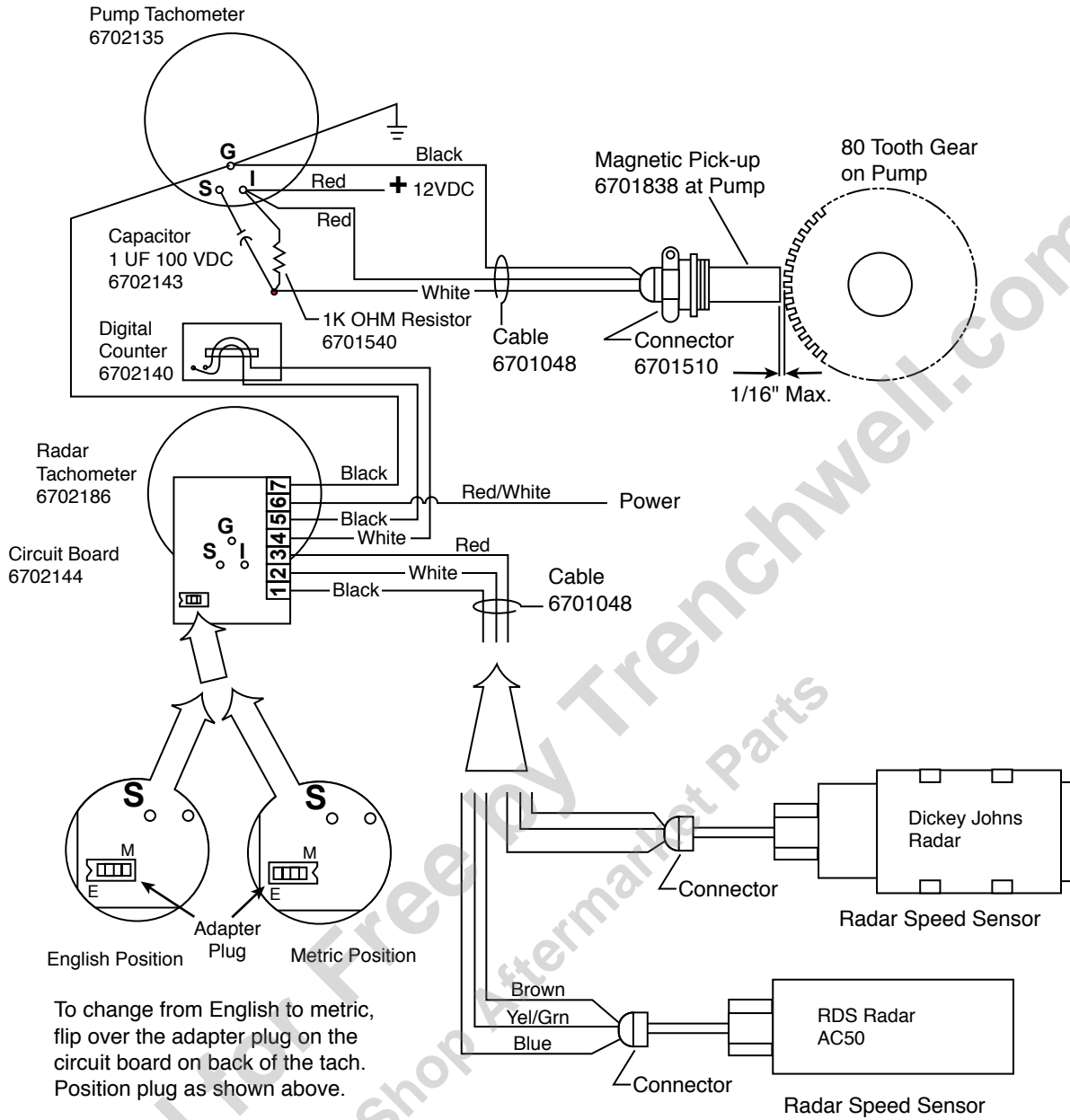
* MAIN HARNESS
SAX CONV 3370629
SAX CABOVER 3370630
TAX CONV 3370631
TAX CABOVER 3370632

ALL WIRE 18 AWG
UNLESS NOTED

ELECTRICAL SCHEMATIC - VWSB
9305034
3 OF 3

ELECTRICAL

Wiring Schematic - Radar And Pump Tach



Part No.	Page No.	Part No.	Page No.	Part No.	Page No.	Part No.	Page No.	Part No.	Page No.
0102615	19	0119920	85	0120377	47	0120386	76	0122459	94
0103374	37	0119930	54	0120377	52	0120386	98	0124589	9
0103374	39	0119931	73	0120377	64	0120386	99	0124818	100
0103374	43	0119931	75	0120377	66	0120386	100	0124934	51
0103389	59	0119931	90	0120377	87	0120388	7	0125753	83
0103409	50	0120128	73	0120377	94	0120388	37	0125915	25
0103409	51	0120128	76	0120377	95	0120388	39	0125915	27
0103411	52	0120214	34	0120378	9	0120388	41	0125947	12
0105404	54	0120214	37	0120378	21	0120388	43	0125988	97
0105404	78	0120214	39	0120378	25	0120388	45	0126168	97
0105405	60	0120214	41	0120378	27	0120388	52	0127874	11
0105405	77	0120214	43	0120378	29	0120390	21	0127874	59
0105405	91	0120214	45	0120378	31	0120390	52	0127961	73
0105407	73	0120214	47	0120378	39	0120390	102	0127961	75
0105407	75	0120214	85	0120378	43	0120426	13	0128003	11
0105407	76	0120214	93	0120378	102	0120426	14	0128003	21
0105413	57	0120214	94	0120380	8	0120614	83	0128003	23
0105413	60	0120214	95	0120380	51	0120631	49	0128003	25
0105416	54	0120214	98	0120380	62	0120689	54	0128003	27
0105416	78	0120233	7	0120380	64	0120703	85	0128003	29
0105417	41	0120233	17	0120380	66	0120704	85	0128003	31
0105417	45	0120233	85	0120380	83	0120706	85	0130999	9
0105417	57	0120233	94	0120380	86	0120706	91	0131000	103
0105417	60	0120233	95	0120380	87	0120918	47	0131002	55
0105417	77	0120237	88	0120380	98	0121207	85	0131046	102
0105417	84	0120238	85	0120382	7	0121207	91	0133046	37
0105417	85	0120280	75	0120382	11	0121208	77	0133046	39
0105420	89	0120280	78	0120382	12	0121358	50	0133046	41
0105423	37	0120333	53	0120382	18	0121574	9	0133046	43
0105423	73	0120368	15	0120382	19	0121852	37	0133046	45
0105423	75	0120368	16	0120382	21	0121852	39	0137185	11
0105423	76	0120371	54	0120382	23	0121852	41	0137185	15
0105423	77	0120375	8	0120382	33	0121852	43	0137185	16
0105423	84	0120375	43	0120382	37	0121852	45	0137185	37
0105423	85	0120375	47	0120382	39	0121887	53	0137185	54
0108686	59	0120375	47	0120382	43	0121887	54	0137204	93
0108686	73	0120375	51	0120382	47	0121887	73	0138207	73
0108686	75	0120375	62	0120382	52	0121887	75	0138207	76
0108687	59	0120375	64	0120382	64	0121887	85	0138479	83
0110456	9	0120375	66	0120382	66	0121887	86	0138485	96
0111305	65	0120375	83	0120382	87	0121887	98	0139010	85
0111661	56	0120375	86	0120382	94	0121900	59	0140798	97
0115237	11	0120375	87	0120382	95	0121900	62	0141621	11
0115253	64	0120375	98	0120384	13	0121900	66	0141621	21
0118750	73	0120376	34	0120384	21	0121913	7	0141621	23
0118750	75	0120376	37	0120384	25	0121913	11	0141621	25
0118750	76	0120376	39	0120384	27	0121913	37	0141621	27
0118750	84	0120376	41	0120384	29	0121913	39	0141621	27
0118750	85	0120376	43	0120384	31	0121926	64	0141621	29
0118750	86	0120376	45	0120384	39	0122007	85	0141621	31
0118750	87	0120376	47	0120384	43	0122017	85	0144033	76
0118750	89	0120376	93	0120384	102	0122017	94	0144034	73
0118755	12	0120376	98	0120386	8	0122017	95	0144034	75
0118755	84	0120376	109	0120386	9	0122017	98	0144034	97
0118755	85	0120377	7	0120386	51	0122027	43	0144035	12
0118755	86	0120377	19	0120386	53	0122027	47	0144035	73
0118755	87	0120377	21	0120386	54	0122433	39	0144036	65
0119097	73	0120377	23	0120386	59	0122433	43	0144039	65
0119097	76	0120377	37	0120386	62	0122459	21	0144066	25
0119920	57	0120377	39	0120386	73	0122459	59	0144066	27
0119920	60	0120377	43	0120386	75	0122459	93	0144066	29

Part No.	Page No.	Part No.	Page No.	Part No.	Page No.	Part No.	Page No.	Part No.	Page No.
0144066	31	0220088	43	2641012	105	3300339	102	3311425	50
0144068	89	0220088	45	2650561	50	3300623	102	3311425	51
0144068	90	0220088	50	2650636	37	3300671	102	3311493	102
0144112	73	0220088	51	2650636	39	3300773	97	3311502	62
0144112	75	0220088	52	2650636	41	3300932	102	3311576	102
0144613	11	0223529	103	2650636	43	3301003	97	3311612	102
0147117	63	0271169	83	2650636	45	3301006	97	3311617	102
0173206	62	0272123	34	2650637	37	3301144	94	3311651	50
0179104	66	0272123	37	2650637	39	3301144	95	3311654	47
0180016	87	0272123	39	2650637	41	3301150	94	3311654	50
0180018	110	0272123	43	2650637	43	3301163	96	3311655	50
0180020	83	0272123	47	2650637	45	3301164	96	3311656	50
0180022	83	0274244	63	2650723	43	3301195	11	3311750	12
0180024	87	0274253	23	2650725	43	3301197	94	3311797	61
0180122	52	0274253	29	2660192	65	3301201	94	3311807	94
0180122	87	0274253	31	2680564	98	3301209	11	3311807	95
0180124	11	0274637	14	2680565	98	3301209	13	3311810	101
0180124	37	0274993	52	2680567	98	3301264	94	3311812	95
0180124	39	0274993	85	2680568	98	3301266	94	3311812	101
0180124	43	0281839	85	2680648	107	3301268	94	3311832	107
0180126	52	0426370	33	2700103	93	3301270	94	3311833	107
0180151	37	0426370	37	2700105	93	3301272	94	3311839	61
0180175	11	0426370	39	2700161	97	3301279	93	3311840	61
0180175	11	0426370	43	2700162	97	3301310	94	3311990	107
0180175	25	0426897	41	2700233	93	3301331	92	3311991	107
0180175	27	0426897	94	2700234	93	3301342	92	3311992	107
0180175	29	0426897	94	2700241	93	3301352	96	3312154	107
0180175	31	0426899	47	2700243	93	3301354	102	3312181	55
0180175	52	0426899	49	2700248	93	3301356	93	3312251	55
0180177	52	0426899	51	2700259	93	3301357	93	3312265	107
0186679	18	0426899	52	2740137	13	3301562	99	3312282	107
0186679	19	0426899	96	2740137	14	3301581	99	3312283	107
0186679	21	0432903	9	2740165	13	3301582	99	3312329	55
0186679	23	0433056	8	2740175	13	3301585	99	3320411	37
0192067	75	0433056	51	2740354	14	3301586	99	3321007	55
0192067	78	0436732	49	2740371	34	3301590	99	3321014	18
0215915	29	0436752	83	2740371	37	3301591	99	3321306	7
0215915	31	0443139	39	2740371	39	3301659	98	3321323	29
0218239	84	0443139	43	2740371	43	3301662	98	3321323	31
0219189	12	0444867	93	2740371	47	3301663	98	3321332	21
0219189	57	0446363	55	2750597	14	3301664	98	3321332	23
0219189	60	0446363	98	2750597	13	3301669	102	3321374	25
0219190	11	0446363	109	2780038	97	3301720	99	3321374	27
0219191	73	0447835	107	2781748	100	3301722	99	3321386	25
0219191	76	0454085	89	3110034	23	3301727	99	3321386	27
0219191	86	0454109	41	3160005	7	3301728	99	3321386	29
0219191	91	0454109	45	3170013	18	3301741	98	3321386	31
0219301	25	0454109	86	3170013	19	3301742	98	3321414	21
0219301	27	0454121	86	3170013	21	3301758	99	3321422	23
0219301	29	0454121	87	3170013	23	3301795	96	3321423	21
0219301	31	0454121	88	3170021	18	3301844	98	3321424	21
0219301	101	0454121	89	3170021	19	3301845	98	3321424	23
0219303	101	0454904	19	3170021	21	3301851	94	3321426	21
0219307	33	0454904	21	3170021	23	3301995	96	3321426	23
0219309	41	0454904	23	3180674	65	3310040	104	3321429	19
0219357	25	197070	12	3300036	104	3310354	102	3321431	19
0219357	27	2610041	59	3300104	103	3310932	102	3321453	23
0219357	29	2630080	91	3300106	103	3310979	102	3321456	7
0219357	31	2630163	91	3300335	102	3311022	59	3321905	25
0220088	37	2640725	17	3300336	102	3311294	62	3321905	27
0220088	39	2640726	17	3300337	102	3311340	108	3321905	29

Part No.	Page No.	Part No.	Page No.	Part No.	Page No.	Part No.	Page No.	Part No.	Page No.
3321905	31	3331579	85	3341441	12	3342688	15	3352592	37
3330001	90	3331584	87	3341455	13	3342688	16	3352592	39
3330002	91	3331586	87	3341456	13	3342689	15	3352595	37
3330003	91	3331588	87	3341462	17	3342689	16	3352595	39
3330026	25	3331590	87	3341463	17	3342691	15	3352605	34
3330026	27	3331593	87	3341464	12	3342691	16	3352605	37
3330026	29	3331597	84	3341481	11	3342692	15	3352605	39
3330026	31	3331598	84	3341491	13	3342692	16	3352605	43
3330077	86	3331654	83	3341491	14	3342693	15	3352605	47
3330185	86	3331654	87	3341492	13	3342693	16	3352607	34
3330277	91	3331661	87	3341497	14	3342694	15	3352607	37
3330293	88	3331662	87	3341499	14	3342694	16	3352607	39
3330296	90	3331663	87	3341500	14	3342701	56	3352607	43
3330297	90	3331665	87	3341513	13	3342839	11	3352607	47
3330298	90	3331716	83	3341513	14	3342840	11	3352610	33
3330356	91	3331716	87	3341514	13	3342859	11	3352610	37
3330462	91	3331718	87	3341553	17	3342860	11	3352610	39
3331034	88	3331870	86	3341554	17	3342898	11	3352610	43
3331035	88	3331875	60	3341558	17	3342902	56	3352611	33
3331036	86	3331875	86	3341559	17	3343158	34	3352614	33
3331036	91	3331875	87	3341648	12	3343191	11	3352614	37
3331073	86	3331875	89	3341648	12	3343193	11	3352614	39
3331076	88	3331885	86	3341964	11	3343195	11	3352614	43
3331086	86	3331886	89	3341965	11	3343221	11	3352615	34
3331086	87	3331899	89	3342092	34	3343243	11	3352615	37
3331108	86	3331950	82	3342095	34	3343245	11	3352615	39
3331196	86	3332123	84	3342131	17	3343247	11	3352615	41
3331200	86	3332125	84	3342163	17	3350340	94	3352615	43
3331270	85	3332149	84	3342164	17	3350346	94	3352615	45
3331277	85	3340029	12	3342198	77	3350347	94	3352615	47
3331296	88	3340033	11	3342199	77	3350347	94	3352615	47
3331299	88	3340039	11	3342247	34	3350455	39	3352619	61
3331300	88	3340040	104	3342247	34	3350455	43	3352624	37
3331362	86	3340041	11	3342251	34	3350567	37	3352624	39
3331382	91	3340043	11	3342266	11	3350571	15	3352627	41
3331412	86	3340279	17	3342266	17	3350571	16	3352644	41
3331412	87	3340287	17	3342268	17	3350708	37	3352645	41
3331413	86	3340294	17	3342269	17	3350795	94	3352646	41
3331413	87	3340298	17	3342270	17	3351620	37	3352647	41
3331413	88	3340298	17	3342274	17	3351620	39	3352648	41
3331413	88	3340305	17	3342278	17	3351620	43	3352649	41
3331436	85	3340307	17	3342279	17	3352205	56	3352660	50
3331444	92	3340308	17	3342280	17	3352222	11	3352665	50
3331445	92	3340515	11	3342356	11	3352245	37	3352666	50
3331452	92	3340519	11	3342640	11	3352245	39	3352667	50
3331452	92	3341078	11	3342653	11	3352260	37	3352668	50
3331453	92	3341117	13	3342657	11	3352260	39	3352683	101
3331453	92	3341187	12	3342658	11	3352260	43	3352685	37
3331455	92	3341199	96	3342661	11	3352387	37	3352685	39
3331464	92	3341216	17	3342665	11	3352424	101	3352685	43
3331464	92	3341411	50	3342667	11	3352476	37	3352693	39
3331465	92	3341412	11	3342669	11	3352483	37	3352697	39
3331465	92	3341412	13	3342670	11	3352483	39	3352728	37
3331466	92	3341414	13	3342671	11	3352483	43	3352730	39
3331466	92	3341416	13	3342671	59	3352581	39	3352730	43
3331467	92	3341418	13	3342678	11	3352581	41	3352731	39
3331519	83	3341419	13	3342678	13	3352581	43	3352731	43
3331519	87	3341420	13	3342678	15	3352581	45	3352732	39
3331520	83	3341421	11	3342678	16	3352591	37	3352733	39
3331520	84	3341421	13	3342678	59	3352591	39	3352734	39
3331521	83	3341424	13	3342687	15	3352591	43	3352735	39
3331564	83	3341441	11	3342687	16	3352591	49	3352736	39

Part No.	Page No.	Part No.	Page No.	Part No.	Page No.	Part No.	Page No.	Part No.	Page No.
3352736	43	3353172	94	3353571	41	3353867	47	3361096	66
3352740	39	3353174	94	3353572	41	3353868	47	3361097	50
3352740	43	3353175	94	3353574	45	3354086	51	3361097	64
3352741	37	3353176	94	3353576	45	3354143	55	3361097	65
3352743	37	3353204	37	3353577	45	3354233	47	3361097	66
3352743	39	3353205	37	3353578	45	3354234	47	3361098	50
3352743	41	3353206	37	3353579	45	3354259	47	3361098	64
3352743	43	3353218	37	3353580	45	3354393	47	3361098	66
3352743	45	3353219	37	3353592	47	3354394	47	3361099	50
3352750	37	3353227	51	3353593	43	3354395	47	3361099	64
3352751	37	3353260	47	3353607	33	3354486	52	3361099	66
3352753	39	3353266	50	3353608	33	3354500	52	3361162	8
3352753	41	3353278	41	3353611	43	3354501	52	3361213	62
3352753	43	3353279	41	3353612	43	3354502	52	3361214	41
3352753	45	3353282	41	3353613	43	3354503	52	3361214	45
3352754	39	3353283	41	3353614	43	3354504	52	3361214	66
3352754	41	3353285	41	3353617	43	3354585	47	3361215	41
3352754	43	3353286	41	3353617	47	3354609	52	3361215	45
3352754	45	3353302	39	3353618	43	3354618	52	3361215	66
3352756	37	3353302	43	3353618	47	3354755	47	3361216	41
3352756	39	3353312	43	3353619	43	3354840	47	3361216	45
3352756	43	3353312	47	3353619	47	3354849	47	3361216	66
3352758	37	3353313	43	3353620	43	3360180	57	3361217	41
3352799	37	3353313	47	3353620	47	3360180	57	3361217	45
3352803	94	3353325	51	3353623	43	3360180	59	3361217	66
3352804	94	3353325	52	3353623	47	3360180	60	3361226	39
3352808	94	3353335	39	3353625	43	3360187	96	3361226	43
3352810	37	3353430	51	3353625	47	3360192	96	3361227	73
3352810	39	3353430	52	3353626	43	3360204	96	3361227	76
3352810	43	3353432	51	3353626	47	3360726	9	3361231	39
3352811	37	3353441	47	3353630	43	3360726	59	3361231	43
3352812	37	3353445	51	3353631	43	3360726	88	3361233	73
3352844	37	3353464	47	3353635	43	3360795	37	3361236	9
3352854	39	3353472	47	3353691	51	3360805	54	3361253	33
3352854	43	3353472	49	3353693	51	3360824	96	3361263	73
3352855	39	3353475	47	3353696	51	3360825	96	3361263	75
3352855	43	3353477	47	3353698	51	3360828	96	3361279	65
3352858	37	3353478	47	3353703	51	3360832	73	3361279	65
3352859	33	3353483	34	3353718	34	3360859	73	3361291	12
3352969	47	3353483	43	3353733	51	3361014	60	3361292	12
3353027	47	3353483	45	3353733	52	3361054	96	3361297	66
3353028	47	3353483	47	3353742	43	3361055	96	3361301	66
3353031	47	3353504	47	3353743	43	3361056	96	3361305	73
3353031	47	3353518	47	3353748	43	3361057	96	3361305	75
3353061	33	3353522	43	3353751	43	3361058	96	3361306	73
3353062	33	3353525	43	3353753	43	3361059	96	3361306	75
3353072	94	3353528	43	3353756	43	3361092	49	3361379	50
3353123	37	3353530	43	3353757	51	3361092	64	3361380	50
3353123	39	3353541	49	3353757	52	3361092	66	3361417	8
3353123	49	3353545	43	3353773	35	3361093	49	3361454	64
3353124	37	3353546	43	3353775	35	3361093	64	3361462	62
3353124	39	3353549	45	3353778	35	3361093	66	3361565	7
3353124	49	3353552	45	3353779	35	3361094	49	3361566	7
3353129	39	3353554	45	3353783	34	3361094	64	3361570	7
3353130	39	3353557	45	3353784	35	3361094	66	3361571	7
3353132	37	3353558	45	3353796	33	3361095	49	3361572	8
3353132	39	3353559	45	3353797	33	3361095	64	3361573	8
3353132	43	3353562	41	3353811	43	3361095	66	3361574-A	8
3353134	39	3353562	45	3353840	47	3361096	50	3361607	11
3353136	39	3353567	41	3353852	47	3361096	64	3361608	11
3353171	94	3353570	41	3353866	47	3361096	65	3361671	50

Part No.	Page No.	Part No.	Page No.	Part No.	Page No.	Part No.	Page No.	Part No.	Page No.
3361671	64	3380079	39	3381458	100	3390880	6	6000989	99
3361671	65	3380079	43	3381459	100	3391067	6	6000989	100
3361671	66	3380079	104	3381460	100	3561030	92	6001005	13
3361672	50	3380388	11	3381464	100	3700926	97	6001005	15
3361672	64	3380442	50	3381465	100	4420933	53	6001005	16
3361672	65	3380442	51	3381466	100	4421181	35	6001005	39
3361672	66	3380442	52	3381467	100	4470350	89	6001005	41
3361680	41	3380442	104	3381480	7	4470350	90	6001005	43
3361680	45	3380459	104	3381508	56	4470915	15	6001005	45
3361680	62	3380529	37	3381509	56	4470915	16	6001005	54
3361681	41	3380529	39	3381512	60	4470943	64	6001005	57
3361681	45	3380529	43	3381522	56	4480132	60	6001005	60
3361681	62	3380622	53	3381560	25	5200061	109	6001005	76
3361682	41	3380622	54	3381560	27	6000057	96	6001007	50
3361682	45	3380623	53	3381560	29	6000057	110	6001007	50
3361682	62	3380623	54	3381560	31	6000059	87	6001011	104
3361683	41	3380624	53	3381560	57	6000068	11	6001011	105
3361683	45	3380624	54	3381560	60	6000071	11	6001012	104
3361683	62	3380625	54	3381561	25	6000087	37	6001056	11
3361687	41	3380636	54	3381561	27	6000087	73	6001062	11
3361687	45	3380637	54	3381561	29	6000087	75	6001062	12
3370047	108	3380689	54	3381561	31	6000087	76	6001087	50
3370059	108	3380714	53	3381561	57	6000088	33	6001115	102
3370108	108	3380715	53	3381561	60	6000161	19	6001115	103
3370212	9	3380716	53	3381752	47	6000224	11	6001146	37
3370234	97	3380717	53	3381752	104	6000224	12	6001149	92
3370254	9	3380718	53	3382379	100	6000224	17	6001161	101
3370259	108	3380719	53	3382502	100	6000233	25	6001167	103
3370278	41	3380721	37	3382505	100	6000233	27	6001169	17
3370278	45	3380721	39	3382507	100	6000233	29	6001265	11
3370323	11	3380721	43	3382508	100	6000233	31	6001316	55
3370323	25	3380785	56	3382528	100	6000255	99	6001432	11
3370323	27	3380788	56	3382531	100	6000274	11	6001582	94
3370323	29	3380790	104	3390173	93	6000290	34	6001639	47
3370323	31	3380838	98	3390562	6	6000290	37	6001679	100
3370337	21	3380847	98	3390562	92	6000290	39	6001827	92
3370337	25	3380857	57	3390591	56	6000290	43	6001972	83
3370337	27	3380857	60	3390592	92	6000290	47	6002005	56
3370454	50	3380858	57	3390597	6	6000308	101	6002119	83
3370502	60	3380858	60	3390605	25	6000322	13	6002460	47
3370549	110	3380914	56	3390605	27	6000376	37	6002509	100
3370553	110	3380915	56	3390605	29	6000376	39	6100015	50
3370555	83	3380919	56	3390605	31	6000376	43	6100126	37
3370558	23	3380971	99	3390636	6	6000376	104	6100235	57
3370558	29	3380971	100	3390645	6	6000388	109	6100235	59
3370558	31	3380972	8	3390645	104	6000397	37	6100235	60
3370620	107	3381110	100	3390655	6	6000397	39	6100246	37
3370621	107	3381154	100	3390656	6	6000397	43	6100246	39
3370622	107	3381158	100	3390656	104	6000403	54	6100246	43
3370623	107	3381296	25	3390666	93	6000571	37	6100280	39
3370647	107	3381296	27	3390679	93	6000686	107	6100280	41
3370648	83	3381296	29	3390684	93	6000721	107	6100280	43
3370649	83	3381296	31	3390696	6	6000792	21	6100280	45
3370650	83	3381296	57	3390730	11	6000792	23	6100284	18
3370716	110	3381296	60	3390730	29	6000792	25	6100325	50
3370757	108	3381297	25	3390730	31	6000792	27	6100337	11
3370758	108	3381297	27	3390730	25	6000792	29	6100376	93
3380017	56	3381297	29	3390730	27	6000792	31	6100443	35
3380022	56	3381297	31	3390757	97	6000792	59	6100444	17
3380024	56	3381297	57	3390762	77	6000802	53	6100610	37
3380079	37	3381297	60	3390771	77	6000872	33	6100610	39

Part No.	Page No.	Part No.	Page No.	Part No.	Page No.	Part No.	Page No.	Part No.	Page No.
6100610	43	6320794	6	6500039	29	6600223	25	6600646	25
6100653	56	6320795	6	6500039	31	6600223	27	6600646	27
6100692	50	6320796	6	6500039	97	6600223	29	6600646	29
6100701	92	6320796	6	6500041	85	6600223	31	6600646	31
6100702	92	6320797	6	6500045	88	6600224	25	6600647	21
6200044	105	6320798	6	6500048	91	6600224	27	6600647	23
6200059	104	6320799	6	6500053	91	6600224	29	6600647	25
6200070	105	6320800	6	6500064	86	6600224	31	6600647	27
6200157	77	6320802	6	6500064	87	6600237	25	6600647	29
6200179	73	6320804	6	6500064	89	6600237	27	6600647	31
6200179	75	6320806	6	6500064	90	6600237	29	6600648	21
6200179	84	6320807	6	6500071	89	6600237	31	6600648	23
6200179	85	6320808	6	6500233	87	6600250	104	6600648	25
6200251	89	6320809	6	6500333	88	6600265	104	6600648	27
6200251	90	6320863	7	6500337	85	6600267	104	6600648	29
6200292	86	6320953	6	6500342	84	6600277	104	6600648	31
6200292	89	6320954	6	6500342	85	6600278	104	6600662	25
6200324	97	6320955	6	6500343	85	6600278	105	6600662	27
6200362	85	6320966	6	6500346	85	6600279	104	6600662	29
6200417	84	6320966	47	6500351	85	6600280	104	6600662	31
6200417	86	6410079	11	6500351	85	6600280	105	6600662	59
6200417	89	6410079	25	6500357	85	6600281	104	6600662	64
6200443	84	6410079	27	6500360	88	6600281	105	6600662	66
6200601	73	6410079	29	6500366	60	6600282	104	6600662	73
6200846	15	6410079	31	6500366	11	6600296	37	6600662	75
6200846	16	6420121	13	6500366	57	6600299	73	6600662	78
6200891	41	6420194	47	6500366	73	6600299	75	6600663	25
6200891	45	6420194	49	6500366	75	6600299	76	6600663	25
6200891	87	6420194	50	6500366	86	6600303	76	6600663	27
6200940	15	6440162	19	6500366	89	6600304	73	6600663	27
6201180	87	6440162	23	6500386	85	6600304	75	6600663	29
6303119	25	6440164	18	6500387	85	6600304	76	6600663	31
6303119	27	6440164	21	6500388	85	6600305	37	6600663	59
6303119	29	6440164	23	6500397	85	6600305	76	6600663	64
6303119	31	6440165	18	6500399	85	6600305	76	6600663	66
6303278	18	6440165	19	6500400	85	6600306	12	6600663	73
6303278	21	6440166	18	6500449	83	6600306	73	6600663	75
6303278	23	6440167	18	6500456	84	6600306	75	6600663	77
6303353	96	6440170	18	6500456	85	6600306	76	6600664	25
6303435	88	6440170	19	6500457	87	6600306	84	6600664	27
6309067	85	6440172	21	6500461	87	6600306	85	6600664	29
6309185	93	6440172	23	6500465	83	6600310	17	6600664	31
6309255	15	6440199	23	6500466	83	6600310	104	6600726	11
6309255	16	6440200	18	6600043	89	6600324	12	6600726	59
6309255	39	6440200	19	6600043	90	6600324	37	6600785	89
6309255	41	6440200	21	6600102	75	6600324	60	6600844	51
6309255	43	6440206	18	6600102	78	6600324	73	6600852	11
6309255	73	6440213	18	6600102	79	6600324	75	6600903	21
6309255	76	6445028	60	6600137	76	6600324	75	6600903	23
6320272	6	6445028	77	6600152	104	6600324	76	6600903	25
6320639	99	6445090	11	6600162	57	6600324	76	6600903	27
6320784	6	6445090	25	6600162	59	6600324	78	6600903	29
6320784	97	6445090	27	6600162	60	6600324	79	6600903	29
6320785	6	6445090	29	6600162	73	6600324	84	6600903	31
6320786	6	6445090	31	6600162	75	6600324	85	6600903	31
6320787	6	6450577	77	6600162	76	6600335	96	6600906	93
6320788	6	6500034	97	6600168	73	6600349	97	6600910	25
6320789	6	6500035	97	6600168	75	6600392	56	6600910	27
6320790	6	6500038	97	6600196	86	6600443	104	6601135	25
6320792	6	6500039	25	6600196	87	6600646	21	6601135	27
6320793	6	6500039	27	6600196	89	6600646	23	6601135	29

Part No.	Page No.	Part No.	Page No.	Part No.	Page No.	Part No.	Page No.	Part No.	Page No.
6601135	31	6601828	45	6602391	23	6603023	12	6603637	70
6601177	59	6601926	104	6602391	25	6603024	73	6603637	71
6601306	57	6601926	105	6602391	27	6603024	75	6603638	70
6601306	60	6602011	41	6602391	29	6603024	76	6603638	71
6601307	57	6602011	45	6602391	31	6603043	25	6603665	50
6601307	59	6602020	56	6602399	13	6603043	29	6603673	70
6601307	60	6602052	54	6602399	54	6603149	34	6603673	70
6601368	56	6602128	73	6602399	60	6603149	43	6603673	71
6601381	65	6602128	75	6602400	54	6603149	45	6603673	71
6601452	13	6602128	78	6602400	60	6603149	47	6603674	70
6601452	54	6602140	62	6602400	77	6603149	47	6603674	70
6601452	57	6602151	13	6602402	57	6603150	11	6603674	71
6601452	60	6602151	14	6602402	76	6603150	15	6603674	71
6601452	78	6602152	13	6602456	21	6603150	16	6603741	64
6601452	79	6602152	14	6602456	25	6603157	11	6603741	65
6601456	39	6602152	47	6602456	27	6603157	25	6603742	62
6601456	73	6602214	25	6602575	41	6603157	27	6603742	66
6601456	76	6602214	27	6602575	45	6603158	66	6603755	62
6601543	15	6602214	29	6602575	54	6603173	29	6603758	23
6601543	16	6602214	31	6602575	73	6603173	31	6603758	29
6601564	21	6602230	47	6602575	76	6603219	11	6603758	31
6601564	23	6602230	49	6602576	104	6603219	29	6603759	23
6601564	25	6602230	50	6602586	25	6603219	31	6603759	29
6601564	27	6602232	13	6602586	27	6603242	21	6603759	31
6601564	29	6602233	13	6602624	29	6603242	25	6603760	29
6601564	31	6602234	13	6602624	31	6603242	27	6603760	31
6601564	59	6602235	33	6602656	65	6603243	21	6603761	29
6601565	59	6602237	11	6602657	65	6603243	25	6603761	31
6601566	21	6602237	15	6602669	34	6603243	27	6603778	66
6601566	23	6602237	16	6602669	37	6603381	63	6603831	75
6601566	25	6602241	39	6602669	39	6603391	78	6603831	78
6601566	27	6602241	43	6602669	43	6603391	79	6603831	79
6601566	29	6602242	12	6602669	47	6603401	70	6603832	75
6601566	31	6602242	15	6602670	33	6603401	71	6603832	78
6601568	21	6602242	16	6602720	56	6603402	70	6603832	79
6601568	25	6602242	39	6602723	63	6603402	71	6603833	75
6601568	27	6602242	41	6602750	65	6603403	70	6603833	78
6601692	89	6602242	43	6602801	25	6603403	71	6603833	79
6601692	90	6602242	45	6602801	27	6603404	70	6603834	78
6601714	73	6602243	39	6602801	29	6603404	71	6603834	79
6601714	75	6602243	43	6602801	31	6603408	77	6603835	78
6601714	97	6602244	39	6602818	73	6603418	43	6603835	79
6601768	39	6602244	43	6602818	75	6603418	47	6603836	60
6601768	41	6602261	23	6602888	15	6603430	56	6603890	62
6601768	43	6602261	29	6602888	16	6603432	21	6603944	21
6601768	45	6602261	31	6602895	37	6603432	23	6603944	23
6601774	50	6602339	11	6602895	39	6603432	25	6603944	25
6601794	57	6602339	15	6602895	41	6603432	27	6603944	27
6601795	13	6602339	16	6602895	43	6603432	29	6603944	29
6601795	54	6602339	39	6602895	45	6603432	31	6603944	31
6601795	78	6602339	41	6602982	73	6603436	21	6603978	51
6601795	79	6602339	43	6602982	75	6603436	23	6603978	52
6601812	21	6602339	45	6602992	73	6603436	25	6603998	87
6601812	23	6602363	62	6602992	75	6603436	27	6604024	11
6601812	25	6602390	21	6602992	77	6603436	29	6604034	47
6601812	27	6602390	23	6602995	43	6603436	31	6604035	47
6601812	29	6602390	25	6602995	47	6603471	11	6604035	47
6601812	31	6602390	27	6602996	43	6603635	70	6604037	37
6601820	60	6602390	29	6602996	47	6603635	71	6604037	41
6601821	60	6602390	31	6602997	43	6603636	70	6604037	43
6601828	41	6602391	21	6602997	47	6603636	71	6604037	45

Part No.	Page No.	Part No.	Page No.	Part No.	Page No.	Part No.	Page No.	Part No.	Page No.
6604037	73	6701897	45	6704063	107	7050313	32	7050888	82
6604037	76	6701907	8	6704064	107	7050314	32	7050898	47
6604037	39	6701975	8	6704099	107	7050315	32	7050900	47
6604038	37	6702017	8	6704100	107	7050320	73	7051002	79
6604038	39	6702018	8	6704101	107	7050320	75	7051027	47
6604038	41	6702033	8	6704102	107	7050364	13	7051054	87
6604038	43	6702038	8	6704104	109	7050448	23	7051172	23
6604038	45	6702072	7	6704175	85	7050451	63	7051172	29
6604038	73	6702072	8	6704214	107	7050452	63	7051172	31
6604038	76	6702100	7	6704227	8	7050453	63	7051175	17
6604045	75	6702100	8	7010092	23	7050455	63	7215139	99
6604045	78	6702110	107	7010092	29	7050456	63	7215209	11
6604045	79	6702225	108	7010092	31	7050457	63	7215209	25
6604143	25	6702430	107	7010097	23	7050458	63	7215209	27
6604143	27	6702464	104	7010097	29	7050459	63	7215209	29
6604143	29	6702496	8	7010097	31	7050460	63	7215209	31
6604143	31	6702496	85	7050058	73	7050482	45	7215275	50
6604247	60	6702500	8	7050058	75	7050483	45	7220028	104
6604265	47	6702533	39	7050059	73	7050484	45	7220056	104
6604266	47	6702533	41	7050059	75	7050485	45	7230219	34
6604266	47	6702533	43	7050060	73	7050485	45	7230219	37
6604302	75	6702533	45	7050060	75	7050675	43	7230219	39
6604302	78	6702533	47	7050060	75	7050676	43	7230219	39
6604304	75	6702533	49	7050061	73	7050702	11	7230219	41
6604304	78	6703078	8	7050061	75	7050756	33	7230219	43
6604304	79	6703151	7	7050064	73	7050760	32	7230219	45
6604306	75	6703151	39	7050064	75	7050762	64	7230219	47
6604306	78	6703151	41	7050065	73	7050762	66	7230224	37
6604308	79	6703151	43	7050065	75	7050763	64	7230225	37
6604361	77	6703151	45	7050066	73	7050765	64	7230230	39
6604366	47	6703406	73	7050066	73	7050765	66	7230231	39
6604386	52	6703407	73	7050066	75	7050766	64	7230257	93
6604727	75	6703408	8	7050066	75	7050766	66	7230303	96
6604727	78	6703410	7	7050067	73	7050770	64	7230304	96
6604727	79	6703410	8	7050067	75	7050770	66	7230304	96
6604759	38	6703410	37	7050144	75	7050771	66	7230320	53
6604759	42	6703420	8	7050144	75	7050771	64	7230320	54
6609255	12	6703483	7	7050280	32	7050778	13	7230331	50
6609255	45	6703754	8	7050281	32	7050778	13	7230331	50
6700015	50	6703812	107	7050282	32	7050801	37	7230331	50
6700015	83	6703813	107	7050283	32	7050801	39	7230359	11
6700038	108	6703819	110	7050284	32	7050801	43	7230372	104
6700082	108	6703826	110	7050285	32	7050807	33	7230378	39
6700229	108	6703828	83	7050286	32	7050812	66	7230379	39
6700255	7	6703845	110	7050287	32	7050813	66	7230389	41
6700255	8	6703851	7	7050287	32	7050814	66	7230390	41
6700284	108	6703851	8	7050288	32	7050815	66	7230397	41
6700455	108	6703855	110	7050289	32	7050853	51	7230398	41
6700606	110	6703856	110	7050290	32	7050853	52	7400004	104
6700709	109	6703857	110	7050291	32	7050873	82	7400004	104
6700723	73	6703870	7	7050292	32	7050874	82	7420042	25
6700854	107	6703964	52	7050293	32	7050874	82	7420042	25
6700855	108	6703971	7	7050295	32	7050876	82	7420042	27
6701467	7	6703973	87	7050295	32	7050877	82	7420042	29
6701467	8	6703979	7	7050299	32	7050878	82	7420042	31
6701510	73	6704025	8	7050301	32	7050879	82	7420220	37
6701510	76	6704058	107	7050305	32	7050880	82	7420225	76
6701774	108	6704059	107	7050306	32	7050881	82	7420230	47
6701832	96	6704059	108	7050307	32	7050882	82	7420230	50
6701868	50	6704061	107	7050308	32	7050883	82	7420230	50
6701897	7	6704062	107	7050309	32	7050884	82	7420231	37
6701897	8			7050310	32	7050885	82	7420231	39
6701897	41			7050311	32	7050886	82	7420231	41
				7050312	32	7050887	82	7420231	43

Part No.	Page No.	Part No.	Page No.	Part No.	Page No.	Part No.	Page No.	Part No.	Page No.
7420231	45	9250610	25	9410359	63	9426128	97	S3501AR	55
7420231	73	9250610	27	9410359	64	9704003	110	S352702	21
7420231	76	9250610	29	9410359	66	C1078AC	105		
7420232	41	9250610	31	9410979	21	C1078AE	105	S352702	23
7420232	45	9250611	21	9410979	23	C1257AC	59	S352702	25
7420244	25	9250611	23	9410979	25	C1257AG	59	S352702	27
7420244	25	9250611	25	9410979	27	C1257AH	59	S352702	29
7420244	27	9250611	27	9411027	34	C1257AJ	59	S352702	31
7420244	27	9250611	29	9411027	37	J965602	105	S3772AP	55
7420244	29	9250611	31	9411027	39	M395803	90	S3772AQ	55
7420244	29	9250612	21	9411027	43	PAR1631	88	S389301	90
7420244	31	9250612	23	9411027	47	PD10253	9		
7420244	31	9250612	25	9411417	53	PD10680	37		
7420255	21	9250612	27	9411638	39	PD10680	39		
7420255	23	9250612	29	9411638	41	PD10680	41		
7420255	25	9250612	31	9411638	43	PD10680	43		
7420255	27	9301215	23	9411638	45	PD10680	45		
7420255	29	9301275	21	9411638	47	PD10680	73		
7420255	31	9301336	93	9411638	55	PD10680	76		
7420276	41	9402828	25	9411727	11	PD10738	88		
7420276	45	9402828	27	9411727	35	PD10743	88		
7420278	41	9402828	29	9411727	37	PD10770	21		
7420278	45	9402828	31	9411727	39	PD10770	25		
7420279	41	9409286	41	9411727	43	PD10770	27		
7420279	45	9409286	45	9411727	52	PD10911	21		
7530034	73	9410200	63	9411727	53	PD10911	25		
7530034	76	9410200	64	9411727	59	PD10911	27		
7530050	9	9410200	65	9411727	88	PD11034	12		
7700024	91	9410200	66	9411727	93	PD11053	11		
7700025	89	9410203	25	9411727	94	PD11053	25		
7700046	91	9410203	27	9411727	102	PD11053	27		
7700047	91	9410203	63	9413569	17	PD11053	29		
7700048	91	9410203	64	9413946	7	PD11053	31		
7700050	91	9410203	66	9413946	9	PD11077	21		
7700056	91	9410205	29	9413946	11	PD11077	25		
7700057	91	9410205	31	9413946	39	PD11077	27		
7700058	91	9410233	23	9413946	41	PD11195	73		
7700060	91	9410233	29	9413946	43	PD11195	75		
7700062	91	9410233	31	9413946	45	PD11330	38		
7700065	91	9410278	62	9413946	53	PD11330	42		
7700086	91	9410278	63	9413946	54	PD11584	23		
7700089	91	9410278	64	9413946	59	PD11584	29		
7700090	91	9410278	65	9413946	73	PD11584	31		
7700091	91	9410278	66	9413946	75	Q476100	83		
7700092	91	9410281	21	9413946	76	Q478478	107		
7720001	86	9410281	23	9413946	83	Q478480	107		
7720014	86	9410281	25	9413946	91	S1391AC	59		
7720014	87	9410281	27	9413946	110	S1495AD	59		
7720014	88	9410281	29	9413947	37	S1616AB	96		
7720018	86	9410281	29	9413947	37	S1761AK	11		
7720018	87	9410281	31	9413948	13	S1793AC	96		
7720018	89	9410281	63	9413948	14	S179901	109		
7720046	90	9410283	25	9413948	50	S1799AL	109		
7720062	88	9410283	27	9413948	59	S239401	55		
7720064	88	9410285	23	9413948	88	S3119AB	76		
7720065	88	9410285	29	9414000	102	S3119AD	76		
7720066	88	9410285	31	9414000	103	S3119AE	76		
7730001	84	9410304	65	9416331	41	S3349A	107		
7730001	85	9410304	66	9416894	13	S3349A	107		
9250610	21	9410346	37	9422850	59	S3501AM	55		
9250610	23	9410356	65	9422850	88	S3501AN	55		

